



READ FIRST Supplemental Instructions

Feedback from professional mechanics and install shops has prompted aFe to recommend also using RTV silicone instant gasket to provide additional protection against any potential leakage.

Directions

1. Follow directions in the Instruction Manual through STEP 13 (page 11).
2. Apply an unbroken, uniform bead (same size as O-ring) of supplied RTV Silicone Instant Gasket to the aFe diff cover flange. Run bead along the outer periphery of the O-ring and around all bolt holes (Fig. 1).




Fig. 1



Fig. 2




Fig. 3




Fig. 4

3. Certain rear housings have cutouts at top and bottom (Fig. 2). Apply additional silicone at top and bottom areas on aFe diff cover as shown in Figs. 3 & 4.
4. Allow 15-20 minutes for silicone to skin-over.
5. Continue with STEP 14 (page 12) in the Instruction Manual.
6. Excess material can be removed with a sharp blade after full cure (24 hrs). Avoid undercutting the seal. Use methylene chloride or D-Limonene for chemical removal of RTV Silicones.