

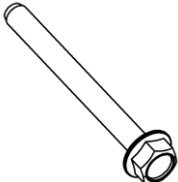




Installation Kit for LS Accessory Drive Bracket Kits Part Number 21-1

Required for applications with **standard belt alignment***

Parts list

PICTURE	QTY	DESCRIPTION	APPLICATION
	1	Passenger's Side Bracket Spacer	Between Bracket & Head
	1	Tensioner Spacer, 3.12mm thick	Between Tensioner & Passenger's Side Bracket (Use with Type 1 water pump only)
	1	Flange Head Bolt, M10 x 1.5 x 35	Tensioner to Water Pump
	1	Flange Head Bolt, M10 x 1.5 x 45	Passenger's Side Bracket to Head
	1	Flange Head Bolt, M10 x 1.5 x 60	Driver's Side Bracket to Head
	3	Flange Head Bolt, M10 x 1.5 x 70	Driver's Side Bracket to Head
	1	Flange Head Bolt, M10 x 1.5 x 70	Passenger's Side Bracket to Head (Use with Sanden A/C compressor bracket only)
	1	Flange Head Bolt, M10 x 1.5 x 90	Passenger's Side Bracket to Head (Use with R4 A/C compressor bracket only)

* Some bolts and spacers may not be used for your application.

199R10608

Revision Date: 7-6-12