



Installation Instructions Part Number 200-543

2014–15 Chevrolet Silverado 1500/GMC Sierra
2015 Chevrolet Tahoe/ GMC Yukon
2015 Chevrolet Suburban 1500

5.3L V8





Parts List

#1	Poweraid Spacer	x1
#2	6mm x 55mm Bolt	x4
#3	6mm Flat Washer	x4
#4	Gasket	x1




Thank you for purchasing the Poweraid Throttle Body Spacer. Please read the instruction manual carefully before proceeding with the installation. Contact AIRAID @ (800) 498-6951 8:00 AM - 5:00 PM MST Weekdays for questions regarding fit or instructions that are not clear to you. Your Poweraid Throttle Body Spacer was carefully inspected and packaged. Check that no parts are missing, or were damaged during shipping. If any parts are missing, please contact AIRAID.



1. Disconnect the negative battery cable!
A.) loosen the clamps securing the intake system to the throttlebody and the airbox.
B.) Disconnect the valve cover breathers from either side of the factory intake System.


2. The quick connects for the valve cover breathers are removed by depressing the grey locking tab in the fitting and sliding them away.
 Remove the factory intake system and set it aside.




2. Remove the four bolts that secure the throttlebody to the intake manifold and set them aside. They will not be reused.



3. Install the Poweraid Spacer into the intake manifold with the supplied gasket on the throttlebody side, as shown. *Note: Poweraid spacer must be installed with bore protruding into intake manifold away from throttle body. Incorrect installation will hinder performance. Reference picture below for spacer orientation



4. Insert the provided bolts with washers through the throttlebody, gasket, and Poweraid Spacer and tighten them in an "X" Pattern.



5. Reinstall the intake system and tighten the two hose clamps. Reconnect the valve cover breather lines.

Re-connect the negative battery cable!

The sound of power...The "whistle" means its working!



Example of proper spacer installation. Spacer must protrude into intake manifold and away from throttle body.

Instructions Revision
04.21.16

Contact your nearest Airaid dealer for an Airaid Intake System for your car, truck or SUV.

Airaid. 1815 West Crest Lane. Phoenix AZ 85027 (800) 498-6951 AiraidInfo@airaid.com www.airaid.com