



79 Elm Street • Hartford, CT 06106-5127

www.ct.gov/deep

Affirmative Action/Equal Opportunity Employer

NPDES PERMIT

issued to

Permittee:

Town of South Windsor
1540 Sullivan Avenue
South Windsor, Connecticut 06074

Location Address:

South Windsor Water Pollution Control Facility
1 Vibert Road
South Windsor, Connecticut 06074

Permit ID: CT0100510 **Design Flow Rate:** 3.75 MGD **Effective Date:** August 01, 2019

Receiving Stream: Connecticut River

Permit Expires: July 31, 2024

SECTION 1: GENERAL PROVISIONS

- (A) This permit is issued in accordance with Section 22a-430 of Chapter 446k, Connecticut General Statutes ("CGS"), and Regulations of Connecticut State Agencies ("RCSA") adopted thereunder, as amended, and Section 402(b) of the Clean Water Act, as amended, 33 USC 1251, et. seq., and pursuant to an approval dated September 26, 1973, by the Administrator of the United States Environmental Protection Agency for the State of Connecticut to administer a N.P.D.E.S. permit program.
- (B) The Town of South Windsor, ("Permittee"), shall comply with all conditions of this permit including the following sections of the RCSA which have been adopted pursuant to Section 22a-430 of the CGS and are hereby incorporated into this permit. **Your attention is especially drawn to the notification requirements of subsection (i)(2), (i)(3), (j)(1), (j)(6), (j)(8), (j)(9)(C), (j)(10)(C), (j)(11)(C), (D), (E), and (F), (k)(3) and (4) and (l)(2) of Section 22a-430-3.** To the extent this permit imposes conditions more stringent than those found in the regulations, this permit shall apply.

Section 22a-430-3 General Conditions

- (a) Definitions
- (b) General
- (c) Inspection and Entry
- (d) Effect of a Permit
- (e) Duty to Comply
- (f) Proper Operation and Maintenance
- (g) Sludge Disposal
- (h) Duty to Mitigate
- (i) Facility Modifications; Notification
- (j) Monitoring, Records and Reporting Requirements
- (k) Bypass
- (l) Conditions Applicable to POTWs
- (m) Effluent Limitation Violations
- (n) Enforcement
- (o) Resource Conservation
- (p) Spill Prevention and Control
- (q) Instrumentation, Alarms, Flow Recorders
- (r) Equalization

Section 22a-430-4 Procedures and Criteria

- (a) Duty to Apply
- (b) Duty to Reapply

- (c) Application Requirements
- (d) Preliminary Review
- (e) Tentative Determination
- (f) Draft Permits, Fact Sheets
- (g) Public Notice, Notice of Hearing
- (h) Public Comments
- (i) Final Determination
- (j) Public Hearings
- (k) Submission of Plans and Specifications. Approval.
- (l) Establishing Effluent Limitations and Conditions
- (m) Case-by-Case Determinations
- (n) Permit Issuance or Renewal
- (o) Permit or Application Transfer
- (p) Permit Revocation, Denial or Modification
- (q) Variances
- (r) Secondary Treatment Requirements
- (s) Treatment Requirements
- (t) Discharges to POTWs - Prohibitions

- (C) Violations of any of the terms, conditions, or limitations contained in this permit may subject the Permittee to enforcement action including, but not limited to, seeking penalties, injunctions and/or forfeitures pursuant to applicable sections of the CGS and RCSA.
- (D) Any false statement in any information submitted pursuant to this Section of the permit may be punishable as a criminal offense under Section 22a-438 or 22a-131a of the CGS or in accordance with Section 22a-6, under Section 53a-157b of the CGS.
- (E) The Permittee shall comply with Section 22a-416-1 through Section 22a-416-10 of the RCSA concerning operator certification.
- (F) No provision of this permit and no action or inaction by the Commissioner shall be construed to constitute an assurance by the Commissioner that the actions taken by the Permittee pursuant to this permit will result in compliance or prevent or abate pollution.
- (G) Nothing in this permit shall relieve the Permittee of other obligations under applicable federal, state and local law.
- (H) An annual fee shall be paid for each year this permit is in effect as set forth in Section 22a-430-7 of the RCSA. As of October 1, 2009 the annual fee is \$2,367.50.

SECTION 2: DEFINITIONS

- (A) The definitions of the terms used in this permit shall be the same as the definitions contained in Section 22a-423 of the CGS and Section 22a-430-3(a) and 22a-430-6 of the RCSA, except for "Composite" and "No Observable Acute Effect Level (NOAEL)" which are redefined below.
- (B) In addition to the above, the following definitions shall apply to this permit:
 - "-----" in the limits column on the monitoring tables in Attachment 1 means a limit is not specified but a value must be reported on the DMR, MOR, and/or the ATMR.
 - "Average Monthly Limit" means the maximum allowable "Average Monthly Concentration" as defined in Section 22a-430-3(a) of the RCSA when expressed as a concentration (e.g. mg/l); otherwise, it means "Average Monthly Discharge Limitation" as defined in Section 22a-430-3(a) of the RCSA.
 - "Bi-Weekly" in the context of any sampling frequency, shall mean once every two weeks.
 - "Composite" or "(C)" means a sample consisting of a minimum of eight aliquot samples collected at equal intervals of no less than 30 minutes and no more than 60 minutes and combined proportionally to flow over the sampling period provided that during the sampling period the peak hourly flow is experienced.
 - "Critical Test Concentration" or "(CTC)" means the specified effluent dilution at which the Permittee is to conduct a single-concentration Aquatic Toxicity Test.

"Daily Composite" or "(DC)" means a composite sample taken over a full operating day consisting of grab samples collected at equal intervals of no more than sixty (60) minutes and combined proportionally to flow; or, a composite sample continuously collected over a full operating day proportionally to flow.

"Daily Concentration" means the concentration of a substance as measured in a daily composite sample, or, arithmetic average of all grab sample results defining a grab sample average.

"Daily Quantity" means the quantity of waste discharged during an operating day.

"Geometric Mean" is the "n"th root of the product of "n" observations.

"Infiltration" means water other than wastewater that enters a sewer system (including sewer system and foundation drains) from the ground through such means as defective pipes, pipe joints, connections, or manholes. Infiltration does not include, and is distinguished from, inflow.

"Inflow" means water other than wastewater that enters a sewer system (including sewer service connections) from sources such as, but not limited to, roof leaders, cellar drains, yard drains, area drains, drains from springs and swampy areas, cross connections between storm sewers and sanitary sewers, catch basins, cooling towers, storm waters, surface runoff, street wash waters, or drainage. Inflow does not include, and is distinguished from, infiltration.

"Instantaneous Limit" means the highest allowable concentration of a substance as measured by a grab sample, or the highest allowable measurement of a parameter as obtained through instantaneous monitoring.

"In-stream Waste Concentration" or "(IWC)" means the concentration of a discharge in the receiving water after mixing has occurred in the allocated zone of influence.

"MGD" means million gallons per day.

"Maximum Daily Limit" means the maximum allowable "Daily Concentration" (defined above) when expressed as a concentration (e.g. mg/l), otherwise, it means the maximum allowable "Daily Quantity" as defined above, unless it is expressed as a flow quantity. If expressed as a flow quantity it means "Maximum Daily Flow" as defined in Section 22a-430-3(a) of the RCSA.

"Monthly Minimum Removal Efficiency" means the minimum reduction in the pollutant parameter specified when the effluent average monthly concentration for that parameter is compared to the influent average monthly concentration.

"NA" as a Monitoring Table abbreviation means "not applicable".

"NR" as a Monitoring Table abbreviation means "not required".

"No Observable Acute Effect Level" or "(NOAEL)" means any concentration equal to or less than the critical test concentration in a single concentration (pass/fail) toxicity test, conducted pursuant to Section 22a-430-3(j)(7)(A)(i) of the RCSA, demonstrating 90% or greater survival of test organisms at the CTC.

"Quarterly" in the context of any sampling frequency, shall mean sampling is required in the months of March, June, September, and December.

"Range During Sampling" or "(RDS)" as a sample type means the maximum and minimum of all values recorded as a result of analyzing each grab sample of; 1) a Composite Sample, or, 2) a Grab Sample Average. For those Permittee with pH meters that provide continuous monitoring and recording, Range During Sampling means the maximum and minimum readings recorded with the continuous monitoring device during the Composite or Grab Sample Average sample collection.

"Range During Month" or "(RDM)" as a sample type means the lowest and the highest values of all of the monitoring data for the reporting month.

"Sanitary Sewage" means wastewaters from residential, commercial and industrial sources introduced by direct connection to the sewerage collection system tributary to the treatment works including non-excessive inflow/infiltration sources.

"Twice per Month" in the context of any sampling frequency, mean two samples per calendar month collected no less than 12 days apart.

"ug/l" means micrograms per liter

"Work Day" in the context of a sampling frequency means, Monday through Friday excluding holidays.

SECTION 3: COMMISSIONER'S DECISION

- (A) The Commissioner of Energy and Environmental Protection ("Commissioner") has issued a final decision and found continuance of the existing system to treat the discharge will protect the waters of the state from pollution. The Commissioner's decision is based on application #201808788 for permit reissuance received on **June 29, 2018** and the administrative record established in the processing of that application.
- (B) The Commissioner hereby authorizes the Permittee to discharge in accordance with the provisions of this permit, the above referenced application, and all approvals issued by the Commissioner or his authorized agent for the discharges and/or activities authorized by, or associated with, this permit.
- (C) The Commissioner reserves the right to make appropriate revisions to the permit, if required after Public Notice, in order to establish any appropriate effluent limitations, schedules of compliance, or other provisions which may be authorized under the Federal Clean Water Act or the CGS or regulations adopted thereunder, as amended. The permit as modified or renewed under this paragraph may also contain any other requirements of the Federal Clean Water Act or CGS or regulations adopted thereunder which are then applicable.

SECTION 4: GENERAL LIMITATIONS AND OTHER CONDITIONS

- (A) The Permittee shall not accept any new sources of non-domestic wastewater conveyed to its POTW through its sanitary sewerage system or by any means other than its sanitary sewerage system unless the generator of such wastewater; (a) is authorized by a permit issued by the Commissioner under Section 22a-430 CGS (individual permit), or, (b) is authorized under Section 22a-430b (general permit), or, (c) has been issued an emergency or temporary authorization by the Commissioner under Section 22a-6k. All such non-domestic wastewaters shall be processed by the POTW via receiving facilities at a location and in a manner prescribed by the Permittee which are designed to contain and control any unplanned releases.
- (B) No new discharge of domestic sewage from a single source to the POTW in excess of 50,000 gallons per day shall be allowed by the Permittee until the Permittee has notified in writing the Connecticut Department of Energy and Environmental Protection, Bureau of Water Protection and Land Reuse, Water Planning and Management Division, Municipal Wastewater Section, 79 Elm Street, Hartford, CT 06106-5127 of said new discharge.
- (C) The Permittee shall maintain a system of user charges based on actual use sufficient to operate and maintain the POTW (including the collection system) and replace critical components.
- (D) The Permittee shall maintain a sewer use ordinance that is consistent with the Model Sewer Ordinance for Connecticut Municipalities prepared by the Department of Energy and Environmental Protection. The Commissioner of Energy and Environmental Protection alone may authorize certain discharges which may not conform to the Model Sewer Ordinance.
- (E) No sludge deposits-solid refuse-floating solids oils and grease-scum except for small amounts that may result from the discharge from a grease waste treatment facility providing appropriate treatment and none exceeding levels necessary to protect and maintain all designated uses.
- (F) No color resulting in obvious discoloration of the surface water outside of any designated zone of influence.
- (G) No suspended and settleable solids in concentrations or combinations which would impair the designated uses; none aesthetically objectionable; none which would significantly alter the physical or chemical composition of bottom sediments; none which would adversely impact organisms living in or on the bottom sediment.
- (H) No silt or sand deposits other than of natural origin except as may result from normal road maintenance and construction activity provided all reasonable controls or Best Management Practices are used in such activities and all designated uses are protected and maintained.
- (I) No turbidity other than of natural origin except as may result from normal agricultural, road maintenance, or construction activity, or discharge from a waste treatment facility providing appropriate treatment, dredging activity or discharge of dredged or fill materials provided all reasonable controls and Best Management Practices are used to control turbidity and none exceeding levels necessary to protect and maintain all designated uses.

- (J) Taste and odor as naturally occurs and none that would impair any uses specifically assigned to this Class.
- (K) No discharge from the permitted facility shall cause acute or chronic toxicity in the receiving water body beyond any Zone Of Influence (ZOI) specifically allocated to that discharge in this permit.
- (L) The Permittee shall maintain an alternate power source adequate to provide full operation of all pump stations in the sewerage collection system and to provide a minimum of primary treatment and disinfection at the water pollution control facility to insure that no discharge of untreated wastewater will occur during a failure of a primary power source.
- (M) The average monthly effluent concentration shall not exceed 15% of the average monthly influent concentration for BOD₅ and Total Suspended Solids for all daily composite samples taken in any calendar month.
- (N) Any new or increased amount of sanitary sewage discharge to the sewer system is prohibited where it will cause a dry weather overflow or exacerbate an existing dry weather overflow.
- (O) Sludge Conditions
 - (1) The Permittee shall comply with all existing federal and state laws and regulations that apply to sewage sludge use and disposal practices, including but not limited to 40 CFR Part 503.
 - (2) If an applicable management practice or numerical limitation for pollutants in sewage sludge more stringent than existing federal and state regulations is promulgated under Section 405(d) of the Clean Water Act (CWA), this permit shall be modified or revoked and reissued to conform to the promulgated regulations.
 - (3) The Permittee shall give prior notice to the Commissioner of any change(s) planned in the Permittee' sludge use or disposal practice. A change in the Permittee' sludge use or disposal practice may be a cause for modification of the permit.
 - (4) Testing for inorganic pollutants shall follow "Test Methods for Evaluating Solid Waste, Physical/Chemical Methods", EPA Publication SW-846 as updated and/or revised.
- (P) This permit becomes effective on the 1st day of the month following the date of signature of the Commissioner or designee.
- (Q) When the arithmetic mean of the average daily flow from the POTW for the previous 180 days exceeds 90% of the design flow rate, the Permittee shall develop and submit within one year, for the review and approval of the Commissioner, a plan to accommodate future increases in flow to the plant. This plan shall include a schedule for completing any recommended improvements and a plan for financing the improvements.
- (R) When the arithmetic mean of the average daily BOD₅ or TSS loading into the POTW for the previous 180 days exceeds 90% of the design load rate, the Permittee shall develop and submit for the review and approval of the Commissioner within one year, a plan to accommodate future increases in load to the plant. This plan shall include a schedule for completing any recommended improvements and a plan for financing the improvements.
- (S) On or before July 31st of each calendar year the main flow meter shall be calibrated by an independent contractor in accordance with the manufacturer's specifications. The actual record of the calibration shall be retained onsite and, upon request, the Permittee shall submit to the Commissioner a copy of that record.
- (T) The Permittee shall operate and maintain all processes as installed in accordance with the approved plans and specifications and as outlined in the associated operation and maintenance manual. This includes but is not limited to all preliminary treatment processes, primary treatment processes, recycle pumping processes, anaerobic treatment processes, anoxic treatment processes, aerobic treatment processes, flocculation processes, effluent filtration processes or any other processes necessary for the optimal removal of pollutants. The Permittee shall not bypass or fail to operate any of the aforementioned processes without the written approval of the Commissioner.
- (U) The Permittee is hereby authorized to accept septage at the treatment facility; or other locations as approved by the Commissioner.
- (V) The temperature of any discharge shall not increase the temperature of the receiving stream above 85°F, or, in any case, raise the normal temperature of the receiving stream more than 4°F beyond the permitted zone of influence.

SECTION 5: SPECIFIC EFFLUENT LIMITATIONS AND MONITORING REQUIREMENTS

- (A) The discharge(s) shall not exceed and shall otherwise conform to the specific terms and conditions listed in this permit. The discharge is restricted by, and shall be monitored in accordance with Tables A through H incorporated in this permit as Attachment 1.
- (B) The Permittee shall monitor the performance of the treatment process in accordance with the Monthly Operating Report (MOR) incorporated in this permit as Attachment 2.

SECTION 6: SAMPLE COLLECTION, HANDLING and ANALYTICAL TECHNIQUES

(A) Chemical Analysis

- (1) Chemical analyses to determine compliance with effluent limits and conditions established in this permit shall be performed using the methods approved pursuant to the Code of Federal Regulations, Part 136 of Title 40 (40 CFR 136) unless an alternative method has been approved in writing pursuant to 40 CFR 136.4 or as provided in Section 22a-430-3-(j)(7) of the RCSA. Chemicals which do not have methods of analysis defined in 40 CFR 136 or the RCSA shall be analyzed in accordance with methods specified in this permit.
- (2) All metals analyses identified in this permit shall refer to analyses for Total Recoverable Metal, as defined in 40 CFR 136 unless otherwise specified.
- (3) Grab samples shall be taken during the period of the day when the peak hourly flow is normally experienced.
- (4) Samples collected for bacteriological examination shall be collected between the hours of 11 a.m. and 3 p.m. or at that time of day when the peak hourly flow is normally experienced.
- (5) The Minimum Levels specified below represent the concentrations at which quantification must be achieved and verified during the chemical analyses for the parameters identified in Attachment 1, Tables A through H. Analyses for these parameters must include check standards within ten percent of the specified Minimum Level or calibration points equal to or less than the specified Minimum Level.

<u>Parameter</u>	<u>Minimum Level</u>
Arsenic, Total	0.005 mg/l
Mercury, Total	0.0002 mg/l

- (6) The value of each parameter for which monitoring is required under this permit shall be reported to the maximum level of accuracy and precision possible consistent with the requirements of this Section of the permit.
- (7) Effluent analyses for which quantification was verified during the analysis at or below the minimum levels specified in this Section and which indicate that a parameter was not detected shall be reported as "less than x" where 'x' is the numerical value equivalent to the analytical method detection limit for that analysis.
- (8) Results of effluent analyses which indicate that a parameter was not present at a concentration greater than or equal to the Minimum Level specified for that analysis shall be considered equivalent to zero (0.0) for purposes of determining compliance with effluent limitations or conditions specified in this permit.

(B) Acute Aquatic Toxicity Test

- (1) Samples for monitoring of Acute Aquatic Toxicity shall be collected and handled as prescribed in "Methods for Measuring the Acute Toxicity of Effluents and Receiving Waters to Freshwater and Marine Organisms" (EPA-821-R-02-012).
 - (a) Composite samples shall be chilled as they are collected. Grab samples shall be chilled immediately following collection. Samples shall be held at 0 - 6°C until Acute Aquatic Toxicity testing is initiated.
 - (b) Effluent samples shall not be dechlorinated, filtered, or, modified in any way, prior to testing for Acute Aquatic Toxicity unless specifically approved in writing by the Commissioner for monitoring at this facility. Facilities with effluent dechlorination and/or filtration designed as part of the treatment process are not required to obtain approval from the Commissioner.
 - (c) Samples shall be taken at the final effluent for Acute Aquatic Toxicity unless otherwise approved in writing by the Commissioner for monitoring at this facility.

- (d) Chemical analyses of the parameters identified in Attachment 1, Table C shall be conducted on an aliquot of the same sample tested for Acute Aquatic Toxicity.
 - (i) At a minimum, pH, specific conductance, total alkalinity, total hardness, and total residual chlorine shall be measured in the effluent sample and, during Acute Aquatic Toxicity tests, in the highest concentration of the test and in the dilution (control) water at the beginning of the test and at test termination. If total residual chlorine is not detected at test initiation, it does not need to be measured at test termination. Dissolved oxygen, pH, and temperature shall be measured in the control and all test concentrations at the beginning of the test, daily thereafter, and at test termination.
- (e) Tests for Acute Aquatic Toxicity shall be initiated within 36 hours of sample collection.
- (2) Monitoring for Acute Aquatic Toxicity to determine compliance with the permit condition on Acute Aquatic Toxicity (invertebrate) shall be conducted for 48 hours utilizing neonatal (less than 24 hours old) *Daphnia pulex*.
- (3) Monitoring for Acute Aquatic Toxicity to determine compliance with the permit condition on Acute Aquatic Toxicity (vertebrate) shall be conducted for 48 hours utilizing larval (1 to 14-day old with no more than 24 hours range in age) *Pimephales promelas*.
- (4) Tests for Acute Aquatic Toxicity shall be conducted as prescribed for static non-renewal acute tests in "Methods for measuring the Acute Aquatic Toxicity of Effluents and Receiving Waters to Freshwater and Marine Organisms" (EPA/821-R-02-012), except as specified below.
 - (a) For Acute Aquatic Toxicity limits, and for monitoring only conditions, expressed as a NOAEL value, Pass/Fail (single concentration) tests shall be conducted at a specified Critical Test Concentration (CTC) equal to the Aquatic Toxicity limit, (100% in the case of monitoring only conditions), as prescribed in Section 22a-430-3(j)(7)(A)(i) of the RCSA.
 - (b) Organisms shall not be fed during the tests.
 - (c) Synthetic freshwater prepared with deionized water adjusted to a hardness of 50±5 mg/L as CaCO₃ shall be used as dilution water in the tests.
 - (d) Copper nitrate shall be used as the reference toxicant.
- (5) For monitoring only conditions, toxicity shall be demonstrated when the results of a valid pass/fail Acute Aquatic Toxicity indicates less than 90% survival in the effluent at the CTC (100%).

SECTION 7: RECORDING AND REPORTING REQUIREMENTS

- (A) The Permittee and/or the Signatory Authority shall continue to report the results of chemical analyses and any aquatic toxicity test required above in Section 5 and the referenced Attachment 1 by electronic submission of DMRs under this permit to the Department using NetDMR in satisfaction of the DMR submission requirement of this permit. The report shall include a detailed explanation of any violations of the limitations specified. DMRs shall be submitted electronically to the Department no later than the 15th day of the month following the month in which samples are collected.
 - (1) For composite samples, from other than automatic samplers, the instantaneous flow and the time of each aliquot sample collection shall be recorded and maintained at the POTW.
- (B) Complete and accurate test data, including percent survival of test organisms in each replicate test chamber, LC₅₀ values and 95% confidence intervals for definitive test protocols, and all supporting chemical/physical measurements performed in association with any aquatic toxicity test, shall be entered on the Aquatic Toxicity Monitoring Report form (ATMR) and sent to the Bureau of Water Protection and Land Reuse at the address specified below by the 15th day of the month following the month in which samples are collected:


ATTN: Municipal Wastewater Monitoring Coordinator
 Connecticut Department of Energy and Environmental Protection
 Bureau of Water Protection and Land Reuse
 Water Planning and Management Division
 79 Elm Street
 Hartford, Connecticut 06106-5127
- (C) The results of the process monitoring required above in Section 5 shall be entered on the Monthly Operating Report (MOR) form, included

herein as Attachment 2, and reported to the Bureau of Water Protection and Land Reuse. The MOR report shall also be accompanied by a detailed explanation of any violations of the limitations specified. The MOR must be received at the address specified above in Section 7 (B) of this permit by the 15th day of the month following the month in which the data and samples are collected.

SECTION 8: RECORDING AND REPORTING OF VIOLATIONS, ADDITIONAL TESTING REQUIREMENTS, BYPASSES, MECHANICAL FAILURES, AND MONITORING EQUIPMENT FAILURES

- (A) If any Acute Aquatic Toxicity sample analysis indicates toxicity, or that the test was invalid, an additional sample of the effluent shall be collected and tested for Acute Aquatic Toxicity and associated chemical parameters, as described above in Section 5 and Section 6, and the results reported to the Bureau of Water Protection and Land Reuse (Attn: Aquatic Toxicity) via the ATMR form (see Section 7 (B)) within 30 days of the previous test. These test results shall also be reported on the next month's DMR report pursuant to Section 7 (A). The results of all toxicity tests and associated chemical parameters, valid and invalid, shall be reported.
- (B) If any two consecutive Acute Aquatic Toxicity test results or any three Acute Aquatic Toxicity test results in a twelve month period indicates toxicity, the Permittee shall immediately take all reasonable steps to eliminate toxicity wherever possible and shall submit a report, to the Bureau of Water Protection and Land Reuse (Attn: Aquatic Toxicity), for the review and written approval of the Commissioner in accordance with Section 22a-430-3(j)(10)(c) of the RCSA describing proposed steps to eliminate the toxic impact of the discharge on the receiving water body. Such a report shall include a proposed time schedule to accomplish toxicity reduction and the Permittee shall comply with any schedule approved by the Commissioner.
- (C) Sewage Right-to-Know Electronic Bypass Reporting
- (1) Section 22a-430-3(k) of the RCSA shall apply in all instances of bypass including a bypass of the treatment plant or a component of the sewage collection system planned during required maintenance. The Department of Energy and Environmental Protection, Bureau of Water Protection and Land Reuse, Water Planning and Management Division, Municipal Wastewater, the Department of Public Health, Water Supply Section and Recreation Section, and the local Director of Health shall be notified within 2 hours of the Permittee learning of the event via online reporting in a format approved by the Commissioner. A final incident report shall be submitted to the Department of Energy and Environmental Protection, Bureau of Water Protection and Land Reuse, Water Planning and Management Division, Municipal Wastewater within five days of the Permittee learning of each occurrence of a discharge or bypass of untreated or partially treated sewage via online reporting in a format approved by the Commissioner.
- If the online reporting system is nonfunctional, then the Permittee shall notify DEEP via telephone during normal business hours (8:00 a.m. to 4:30 p.m. Monday through Friday) at (860) 424-3704 or after hours to the DEEP Emergency Response Unit at (860) 424-3338 and the Department of Public Health at (860) 509-8000 with the final incident report being submitted online.
- (D) Section 22a-430-3(j) 11 (D) of the RCSA shall apply in the event of any noncompliance with a maximum daily limit and/or any noncompliance that is greater than two times any permit limit. The Permittee shall notify in the same manner as in paragraph C (1) of this Section, the Department of Energy and Environmental Protection, Bureau of Water Protection and Land Reuse, Water Planning and Management Division, Municipal Wastewater Section except, if the online reporting system is nonfunctional and the noncompliance occurs outside normal working hours (8:30 a.m. to 4:30 p.m. Monday through Friday) the Permittee may wait to make the verbal report until 10:30 am of the next business day after learning of the noncompliance.
- (E) Section 22a-430-3(j) 8 of the RCSA shall apply in all instances of monitoring equipment failures that prevent meeting the requirements in this permit. In the event of any such failure of the monitoring equipment including, but not limited to, loss of refrigeration for an auto-sampler or lab refrigerator or loss of flow proportion sampling ability, the Permittee shall notify in the same manner as in paragraph C (1) of this Section, the Department of Energy and Environmental Protection, Bureau of Water Protection and Land Reuse, Water Planning and Management Division, Municipal Wastewater Section except, if the online reporting system is nonfunctional and the failure occurs outside normal working hours (8:30 a.m. to 4:30 p.m. Monday through Friday) the Permittee may wait to make the verbal report until 10:30 am of the next business day after learning of the failure.
- (F) In addition to the reporting requirements contained in Section 22a-430-3(i), (j), and (k) of the Regulations of Connecticut State Agencies, the Permittee shall notify in the same manner as in paragraph C (1) of this Section, the Department of Energy and Environmental Protection, Bureau of Water Protection and Land Reuse, Water Planning and Management Division, Municipal Wastewater concerning the failure of any major component of the treatment facilities which the Permittee may have reason to believe would result in an effluent violation.

This permit is hereby issued on 7/12/19



Brian P. Thompson
Acting Bureau Chief
Bureau of Water Protection and Land Reuse

ATTACHMENT 1

Tables A through H

TABLE A

Discharge Serial Number (DSN): 001-1						Monitoring Location: 1				
Wastewater Description: Sanitary Sewage										
Monitoring Location Description: Final Effluent										
Allocated Zone of Influence (ZOI): 575 cfs						In-stream Waste Concentration (IWC): 1 %				
PARAMETER	Units	FLOW/TIME BASED MONITORING				INSTANTANEOUS MONITORING			REPORT FORM	Minimum Level Analysis See Section 6
		Average Monthly Limit	Maximum Daily Limit	Sample Freq.	Sample type	Instantaneous Limit or Required Range ³	Sample Freq.	Sample Type		
Alkalinity	mg/l	NA	NA	NR	NA	---	Monthly	Grab	MOR	
Biochemical Oxygen Demand (5 day) ¹ , see remark C	mg/l	30	50	3/Week	Daily Composite	NA	NR	NA	DMR/MOR	
Enterococci May 1st through September 30 th , see remark B	Colonies per 100 ml	NA	NA	NR	NA	500	3/Week	Grab	DMR/MOR	
Flow	MGD	----	----	Continuous ²	Average Daily Flow	NA	NR	NA	DMR/MOR	
Nitrogen, Ammonia (total as N)	mg/l	NA	----	Monthly	Daily Composite	NA	NR	NA	MOR	
Nitrogen, Nitrate (total as N)	mg/l	NA	----	Monthly	Daily Composite	NA	NR	NA	MOR	
Nitrogen, Nitrite (total as N)	mg/l	NA	----	Monthly	Daily Composite	NA	NR	NA	MOR	
Nitrogen, Total Kjeldahl	mg/l	NA	----	Monthly	Daily Composite	NA	NR	NA	MOR	
Nitrogen, Total	mg/l	NA	----	Monthly	Daily Composite	NA	NR	NA	MOR	
Nitrogen, Total	lbs/day	NA	----	Monthly	Daily Composite	NA	NR	NA	MOR	
Oxygen, Dissolved	mg/l	NA	NA	NR	NA	----	Work Day	Grab	MOR	
pH	S.U.	NA	NA	NR	NA	6 - 9	Work Day	Grab	DMR/MOR	
Phosphate, Ortho	mg/l	NA	----	Monthly	Daily Composite	NA	NR	NA	MOR	
Phosphorus, Total	mg/l	NA	----	Monthly	Daily Composite	NA	NR	NA	DMR/MOR	
Solids, Settleable	ml/l	NA	NA	NR	NA	----	Work Day	Grab	MOR	
Solids, Total Suspended ¹ , see remark C	mg/l	30	50	3/Week	Daily Composite	NA	NA	NA	DMR/MOR	

Temperature	°F	NA	NA	NR	NA	----	Work Day	Grab	MOR	
Turbidity	NTU	NA	NA	NR	NA	---	Work Day	Grab	MOR	
UV Dose May 1 st through September 30 th , see remark A	mW,s/cm ²	NA	NA	NR	NA	≥30.0	4/Work Day	Grab	DMR/MOR	

TABLE A – CONDITIONS

Footnotes:

- ¹ The discharge shall not exceed an average monthly 30 mg/l or a maximum daily 50 mg/l.
- ² The Permittee shall record and report on the monthly operating report the minimum, maximum and total flow for each day of discharge and the average daily flow for each sampling month. The Permittee shall report, on the discharge monitoring report, the average daily flow and maximum daily flow for each sampling month.
- ³ The instantaneous limits in this column are maximum limits.

Remarks:

- (A) Ultraviolet disinfection shall be utilized from May 1st through September 30th.
- (B) The geometric mean of the Enterococci bacteria values for the effluent samples collected in a period of a calendar month shall not exceed 35 per 100 milliliters.
- (C) The Average Weekly discharge Limitation for BOD₅ and Total Suspended Solids shall be 1.5 times the Average Monthly Limit listed above.

TABLE B

Discharge Serial Number (DSN): 001-1			Monitoring Location: K		
Wastewater Description: Sanitary Sewage					
Monitoring Location Description: Final Effluent					
Allocated Zone of Influence (ZOI): 575 cfs			In-stream Waste Concentration (IWC): 1 %		
PARAMETER	Units	FLOW/TIME BASED MONITORING			REPORT FORM
		Average Monthly Minimum	Sample Freq.	Sample type	
Biochemical Oxygen Demand (5 day) Percent Removal ¹	% of Influent	85	3/Week	Calculated ²	DMR
Solids, Total Suspended Percent Removal ¹	% of Influent	85	3/Week	Calculated ²	DMR
TABLE B – CONDITIONS					
Footnotes: ¹ The discharge shall be less than or equal to 15% of the average monthly influent BOD ₅ and total suspended solids (Table E, Monitoring Location G). ² Calculated based on the average monthly results described in Table A. Removal efficiency = $\frac{\text{Inf. BOD or TSS} - \text{Effluent BOD or TSS}}{\text{Inf. BOD or TSS}} \times 100$					

TABLE C

Discharge Serial Number (DSN): 001-1			Monitoring Location: T			
Wastewater Description: Sanitary Sewage						
Monitoring Location Description: Final Effluent						
Allocated Zone of Influence (ZOI): 575 cfs			In-stream Waste Concentration (IWC): 1 %			
PARAMETER	Units	Maximum Daily Limit	Sampling Frequency	Sample Type	Reporting form	Minimum Level Analysis See Section 6
Aluminum, Total	mg/l	-----	Quarterly	Daily Composite	ATMR/DMR	
Antimony, Total	mg/l	-----	Quarterly	Daily Composite	ATMR/DMR	
NOAEL Static 48Hr Acute D. Pulex ¹	% survival	-----	Quarterly	Daily Composite	ATMR/DMR	
NOAEL Static 48Hr Acute Pimephales ¹	% survival	-----	Quarterly	Daily Composite	ATMR/DMR	
Arsenic, Total	mg/l	-----	Quarterly	Daily Composite	ATMR/DMR	*
Beryllium, Total	mg/l	-----	Quarterly	Daily Composite	ATMR/DMR	
BOD ₅	mg/l	-----	Quarterly	Daily Composite	ATMR/DMR	
Cadmium, Total	mg/l	-----	Quarterly	Daily Composite	ATMR/DMR	
Chromium, Hexavalent	mg/l	-----	Quarterly	Daily Composite	ATMR/DMR	
Chromium, Total	mg/l	-----	Quarterly	Daily Composite	ATMR/DMR	
Chlorine, Total Residual	mg/l	-----	Quarterly	Daily Composite	ATMR/DMR	
Copper, Total	mg/l	-----	Quarterly	Daily Composite	ATMR/DMR	
Cyanide, Amenable	mg/l	-----	Quarterly	Daily Composite	ATMR/DMR	
Cyanide, Total	mg/l	-----	Quarterly	Daily Composite	ATMR/DMR	
Iron, Total	mg/l	-----	Quarterly	Daily Composite	ATMR/DMR	
Lead, Total	mg/l	-----	Quarterly	Daily Composite	ATMR/DMR	
Mercury, Total	mg/l	-----	Quarterly	Daily Composite	ATMR/DMR	*
Nickel, Total	mg/l	-----	Quarterly	Daily Composite	ATMR/DMR	
Nitrogen, Ammonia (total as N)	mg/l	-----	Quarterly	Daily Composite	ATMR/DMR	
Nitrogen, Nitrate, (total as N)	mg/l	-----	Quarterly	Daily Composite	ATMR/DMR	
Nitrogen, Nitrite, (total as N)	mg/l	-----	Quarterly	Daily Composite	ATMR/DMR	
Phenols, Total	mg/l	-----	Quarterly	Daily Composite	ATMR/DMR	
Phosphorus, Total	mg/l	-----	Quarterly	Daily Composite	ATMR/DMR	
Selenium, Total	mg/l	-----	Quarterly	Daily Composite	ATMR/DMR	
Silver, Total	mg/l	-----	Quarterly	Daily Composite	ATMR/DMR	
Suspended Solids, Total	mg/l	-----	Quarterly	Daily Composite	ATMR/DMR	
Thallium, Total	mg/l	-----	Quarterly	Daily Composite	ATMR/DMR	
Zinc, Total	mg/l	-----	Quarterly	Daily Composite	ATMR/DMR	
TABLE C - CONDITIONS						
Remarks: ¹ The results of the Toxicity Tests are recorded in % survival. The Permittee shall report % survival on the DMR based on criteria in Section 6(B) of this permit.						
ATMR – Aquatic Toxicity Monitoring Report						

TABLE D

Discharge Serial Number: 001-1		Monitoring Location: N		
Wastewater Description: Activated Sludge				
Monitoring Location Description: Each Aeration Unit				
PARAMETER	REPORTING FORMAT	INSTANTANEOUS MONITORING		REPORTING FORM
		Sample Frequency	Sample Type	
Oxygen, Dissolved	High & low for each WorkDay	2/WorkDay	Grab	MOR
Sludge Volume Index	WorkDay	WorkDay	Grab	MOR
Mixed Liquor Suspended Solids	WorkDay	WorkDay	Grab	MOR

TABLE E

Discharge Serial Number: 001-1			Monitoring Location: G				
Wastewater Description: Sanitary Sewage							
Monitoring Location Description: Influent							
PARAMETER	Units	DMR REPORTING FORMAT	FLOW/TIME BASED MONITORING		INSTANTANEOUS MONITORING		REPORTING FORM
			Sample Frequency	Sample Type	Sample Frequency	Sample Type	
Biochemical Oxygen Demand (5 day)	mg/l	Monthly average	3/Week	Daily Composite	NA	NA	DMR/MOR
Nitrogen, Ammonia (total as N)	mg/l		Monthly	Daily Composite	NA	NA	MOR
Nitrogen, Nitrate (total as N)	mg/l		Monthly	Daily Composite	NA	NA	MOR
Nitrogen, Nitrite (total as N)	mg/l		Monthly	Daily Composite	NA	NA	MOR
Nitrogen, Total Kjeldahl	mg/l		Monthly	Daily Composite	NA	NA	MOR
Nitrogen, Total	mg/l		Monthly	Daily Composite	NA	NA	MOR
Phosphate, Ortho	mg/l		Monthly	Daily Composite	NA	NA	MOR
Phosphorus, Total	mg/l		Monthly	Daily Composite	NA	NA	MOR
pH	S.U.		NA	NA	Work Day	Grab	MOR
Solids, Total Suspended	mg/l	Monthly average	3/Week	Daily Composite	NA	NA	DMR/MOR
Temperature	°F		NA	NA	Work Day	Grab	MOR

TABLE F

Discharge Serial Number: 001-1				Monitoring Location: P			
Wastewater Description: Primary Effluent							
Monitoring Location Description: Primary Sedimentation Basin Effluent							
PARAMETER	Units	REPORTING FORMAT	TIME/FLOW BASED MONITORING		INSTANTANEOUS MONITORING		REPORTING FORM
			Sample Frequency	Sample Type	Sample Frequency	Sample type	
Alkalinity, Total	mg/l		NA	NA	Monthly	Grab	MOR
Biochemical Oxygen Demand (5 day)	mg/l	Monthly average	Weekly	Composite	NA	NA	MOR
Nitrogen, Ammonia (total as N)	mg/l		Monthly	Composite	NA	NA	MOR
Nitrogen, Nitrate (total as N)	mg/l		Monthly	Composite	NA	NA	MOR
Nitrogen, Nitrite (total as N)	mg/l		Monthly	Composite	NA	NA	MOR
Nitrogen, Total Kjeldahl	mg/l		Monthly	Composite	NA	NA	MOR
Nitrogen, Total	mg/l		Monthly	Composite	NA	NA	MOR
pH	S.U.		NA	NA	Monthly	Grab	MOR
Solids, Total Suspended	mg/l	Monthly average	Weekly	Composite	NA	NA	MOR

TABLE G


Discharge Serial Number: 001-1		Monitoring Location: SL	
Wastewater Description: Thickened Waste Activated Sludge			
Monitoring Location Description: Thickened Waste Activated Sludge			
PARAMETER	INSTANTANEOUS MONITORING		REPORTING FORM
	Units	Grab Sample Freq.	
Arsenic, Total	mg/kg	Quarterly	DMR
Beryllium, Total	mg/kg	Quarterly	DMR
Cadmium, Total	mg/kg	Quarterly	DMR
Chromium, Total	mg/kg	Quarterly	DMR
Copper, Total	mg/kg	Quarterly	DMR
Lead, Total	mg/kg	Quarterly	DMR
Mercury, Total	mg/kg	Quarterly	DMR
Nickel, Total	mg/kg	Quarterly	DMR
Nitrogen, Ammonia *	mg/kg	Quarterly	DMR*
Nitrogen, Nitrate (total as N) *	mg/kg	Quarterly	DMR*
Nitrogen, Organic *	mg/kg	Quarterly	DMR*
Nitrogen, Nitrite (total as N) *	mg/kg	Quarterly	DMR*
Nitrogen, Total *	mg/kg	Quarterly	DMR*
pH *	S.U.	Quarterly	DMR*
Polychlorinated Biphenyls	mg/kg	Quarterly	DMR
Solids, Fixed	%	Quarterly	DMR
Solids, Total	%	Quarterly	DMR
Solids, Volatile	%	Quarterly	DMR
Zinc, Total	mg/kg	Quarterly	DMR
(*) required for composting or land application only			
Testing for inorganic pollutants shall follow "Test Methods for Evaluating Solid Waste, Physical/Chemical Methods", EPA Publication SW-846 as updated and/or revised.			

TABLE H

Discharge Serial Number: 001-1		Monitoring Location: SC	
Wastewater Description: Thickened Primary Sludge			
Monitoring Location Description: Thickened Primary Sludge			
PARAMETER	INSTANTANEOUS MONITORING		REPORTING FORM
	Units	Grab Sample Freq.	
Arsenic, Total	mg/kg	Quarterly	DMR
Beryllium, Total	mg/kg	Quarterly	DMR
Cadmium, Total	mg/kg	Quarterly	DMR
Chromium, Total	mg/kg	Quarterly	DMR
Copper, Total	mg/kg	Quarterly	DMR
Lead, Total	mg/kg	Quarterly	DMR
Mercury, Total	mg/kg	Quarterly	DMR
Nickel, Total	mg/kg	Quarterly	DMR
Nitrogen, Ammonia *	mg/kg	Quarterly	DMR*
Nitrogen, Nitrate (total as N) *	mg/kg	Quarterly	DMR*
Nitrogen, Organic *	mg/kg	Quarterly	DMR*
Nitrogen, Nitrite (total as N) *	mg/kg	Quarterly	DMR*
Nitrogen, Total *	mg/kg	Quarterly	DMR*
pH *	S.U.	Quarterly	DMR*
Polychlorinated Biphenyls	mg/kg	Quarterly	DMR
Solids, Fixed	%	Quarterly	DMR
Solids, Total	%	Quarterly	DMR
Solids, Volatile	%	Quarterly	DMR
Zinc, Total	mg/kg	Quarterly	DMR
<p>(*) required for composting or land application only Testing for inorganic pollutants shall follow "Test Methods for Evaluating Solid Waste, Physical/Chemical Methods", EPA Publication SW-846 as updated and/or revised.</p>			

ATTACHMENT 2

MONTHLY OPERATING REPORT FORM



Statement of Acknowledgement

I certify that under penalty of law that this document and all attachments were prepared under my direction or supervision in accordance with a system designed to assure that qualified personnel properly gather and evaluate the information submitted. Based on my inquiry of the person or persons who manage the system, or those persons directly responsible for gathering the information, the information submitted is, to the best of my knowledge and belief, true, accurate, and complete. I am aware that there are significant penalties for submitting false information including the possibility of fine and imprisonment for knowing violations.

Authorized Official: _____

Title: _____

Units	UV Dose				Entero-cocci	Ammonia			Nitrate			Nitrite			TKN		
	mW, sec/cm2				Final Eff.	Inf.	Pri. Eff.	Final Eff.	Inf.	Pri. Eff.	Final Eff.	Inf.	Pri. Eff.	Final Eff.	Inf.	Pri. Eff.	Final Eff.
Freq	4/work day				#/100mL	mg/L			mg/L			mg/L			mg/L		
					3/week	monthly			monthly			monthly			monthly		
1																	
2																	
3																	
4																	
5																	
6																	
7																	
8																	
9																	
10																	
11																	
12																	
13																	
14																	
15																	
16																	
17																	
18																	
19																	
20																	
21																	
22																	
23																	
24																	
25																	
26																	
27																	
28																	
29																	
30																	
31																	
Total	0.00	0.00	0.00	0.00	0	0.00	0.00	0.00	0.00	0.00	0.00	0.00	0.00	0.00	0.00	0.00	0.00
Minimum	0.00	0.00	0.00	0.00	0	0.00	0.00	0.00	0.00	0.00	0.00	0.00	0.00	0.00	0.00	0.00	0.00
Maximum	0.00	0.00	0.00	0.00	0	0.00	0.00	0.00	0.00	0.00	0.00	0.00	0.00	0.00	0.00	0.00	0.00
Average	#DIV/0!	#DIV/0!	#DIV/0!	#DIV/0!	#DIV/0!	#DIV/0!	#DIV/0!	#DIV/0!	#DIV/0!	#DIV/0!	#DIV/0!	#DIV/0!	#DIV/0!	#DIV/0!	#DIV/0!	#DIV/0!	#DIV/0!

30-day geometric mean

DATA TRACKING AND TECHNICAL FACT SHEET

PERMITTEE: Town of South Windsor

PERMIT, ADDRESS, AND FACILITY DATA

PERMIT #: CT0100510 APPLICATION #: 201808788 FACILITY ID. 132-001

<u>Mailing Address:</u>	<u>Location Address:</u>
Street: 1540 Sullivan Avenue	Street: 1 Vibert Road
City: South Windsor ST: CT Zip: 06074	City: South Windsor ST: CT Zip: 06074
Contact Name: Anthony Manfre	Contact Name: Timothy Friend
Phone No.: (860) 644-2511	Phone No.: (860) 289-0185
	DMR Contact email address: Anthony.manfre@southwindsor.org

PERMIT INFORMATION

DURATION 5 YEAR 10 YEAR ___ 30 YEAR ___

TYPE New ___ Reissuance Modification ___

CATEGORIZATION POINT (X) NON-POINT () GIS #

NPDES (X) PRETREAT () GROUND WATER(UIC) () GROUND WATER (OTHER) ()

NPDES MAJOR(MA)

NPDES SIGNIFICANT MINOR or PRETREAT SIU (SI) ___

NPDES or PRETREATMENT MINOR (MI) ___

COMPLIANCE SCHEDULE YES ___ NO

POLLUTION PREVENTION ___ TREATMENT REQUIREMENT ___

WATER QUALITY REQUIREMENT ___ OTHER ___

OWNERSHIP CODE

Private ___ Federal ___ State ___ Municipal (town only) Other public ___

DEEP STAFF ENGINEER Max Fan / Ivonne Hall

DATE DRAFTED: 5/24/19

PERMIT FEES

Discharge Code	DSN Number	Annual Fee
111000c	001-1	\$2,367.50

APPLICATION FEE PAID ON 7/9/18

PROCESSING FEE PAID ON 1/23/19

ANNUAL FEE PAID ON 5/29/18 – NEXT DUE 8/1/19

PUBLIC NOTICE

Date of Public Notice: 6/05/2019

Date Permit Cleared Public Notice: 7/6/2019

Date Public Notice Fees Paid: 7/1/2019

FOR NPDES DISCHARGES

Drainage Basin Code: 4000 Water Quality Classification Goal: SB Segment: Connecticut River -03

NATURE OF BUSINESS GENERATING DISCHARGE

Municipal Sanitary Sewage Treatment

PROCESS AND TREATMENT DESCRIPTION (by DSN)

001-1: Secondary treatment with denitrification with seasonal UV disinfection

RESOURCES USED TO DRAFT PERMIT

- Federal Effluent Limitation Guideline 40CFR 133 *Secondary Treatment Category*
- Performance Standards
- Federal Development Document *name of category*
- Department File Information
- Connecticut Water Quality Standards
- Anti-degradation Policy
- Coastal Management Consistency Review Form
- Other - Explain

BASIS FOR LIMITATIONS, STANDARDS OR CONDITIONS

- Secondary Treatment (Section 22a-430-4(r) of the Regulations of Connecticut State Agencies)
- Case-by-Case Determination (See Other Comments)
- In order to meet in-stream water quality (See General Comments)
- Anti-degradation policy

GENERAL COMMENTS

The Town of South Windsor ("Permittee") operates a municipal water pollution control facility ("the facility") located at 1 Vibert Road in South Windsor. The facility is designed to treat and discharge up to 3.75 million gallons a day of effluent into the Connecticut River. The facility currently uses secondary treatment with denitrification and seasonal Ultraviolet Light disinfection to treat effluent before being discharged. Pursuant to Conn. Gen. Stat. § 22a-430, the Department of Energy and Environmental Protection has issued the Town of South Windsor a permit for the discharge from this facility. The Town of South Windsor has submitted an application to renew its permit. The Department has made a tentative determination to approve the Town of South Windsor's application and has prepared a draft permit consistent with that determination.

The most significant changes to this permit are the addition of an Ultraviolet Light disinfection limit that the permittee was regularly meeting and fecal coliform limits being removed, since shellfish beds are not likely impacted by this discharge. Aluminum monitoring to be consistent with the most recent CT Water Quality Standards and Iron monitoring to be consistent with EPA's National Recommended Water Quality Criteria Is being continued in this permit.

SUMMARY OF COMMENTS RECEIVED DURING THE PUBLIC NOTICE PERIOD AND THE DEPARTMENT'S RESPONSES

The Department has received no written comments on the proposed action. (REVIEW BY MANAGEMENT ONLY)

Staff has reviewed the written comments and responded to the comments, no significant permit changes have been made. (REVIEW BY SUPERVISOR AND MANAGEMENT ONLY)

The Department has received and Staff has reviewed written comments on the proposed action and made significant changes as follows: (ADD COMMENTS, RESPONSES AND PERMIT CHANGES) (REVIEW BY PERMIT STAFF, SUPERVISOR AND MANAGEMENT)


SPECIFIC REQUIREMENTS OR REVISIONS

The Department reviewed the application for consistency with Connecticut's Water Quality Standards and determined that with the limits in the draft permit, including those discussed below, that the draft permit is consistent with maintenance and protection of water quality in accordance with the Tier I Anti-degradation Evaluation and Implementation Review provisions of such Standards.

The need for inclusion of water quality based discharge limitations in this permit was evaluated consistent with Connecticut Water Quality Standards and criteria, pursuant to 40 CFR 122.44(d). Discharge monitoring data was evaluated for consistency with the available aquatic life criteria (acute and chronic) and human health (fish consumption only) criteria, considering the zone of influence allocated to the facility where appropriate. In addition to this review, the statistical procedures outlined in the EPA Technical Support Document for Water Quality-based Toxics Control (EPA/505/2-90-001) were employed to calculate the need for such limits. Comparison of the attached monitoring data and its inherent variability with the calculated water quality based limits indicates a low statistical probability of exceeding such limits. Therefore, no water quality based limits were included in the permit at this time.

WATER QUALITY LIMIT CALCULATIONS

See attached



South Windsor WPCF

Discharger: South Windsor WPCF			by: Halliv, 10/4/2018, 07:39		
Receiving Water: Connecticut River			CURRENT CONDITIONS		
Design Flow:	3.750	MGD	Avg. Flow:	2.200	MGD
Allocated ZOI:	575.00	CFS	Max. Flow:	2.580	MGD
Samples/Month:	4		IWC:	1.00	%

WQB Limits - Saltwater

Compound	C.V.	AML ug/l	MDL ug/l	AML kg/d	MDL kg/d	LIMIT? ML?
Aluminum	0.6	7.13E+03	1.43E+04	1.01E+02	2.03E+02	
Ammonia	0.5	6.35E+04	1.17E+05	9.02E+02	1.66E+03	
Antimony	0.2	2.80E+04	3.72E+04	3.98E+02	5.28E+02	
Arsenic	0.3	2.10E-02	3.15E-02	2.98E-04	4.47E-04	ML
Beryllium	1.4	1.30E+01	3.69E+01	1.85E-01	5.24E-01	
Cadmium	0.0	8.81E+02	8.81E+02	1.25E+01	1.25E+01	
Chlorine	0.6	6.15E+02	1.23E+03	8.73E+00	1.75E+01	
Chromium (hex)	0.0	5.01E+03	5.01E+03	7.11E+01	7.11E+01	
Chromium (tri)	1.3	1.01E+08	2.80E+08	1.44E+06	3.98E+06	
Copper	0.3	3.92E+02	5.88E+02	5.57E+00	8.36E+00	
Cyanide (amen)	0.0	1.00E+02	1.00E+02	1.42E+00	1.42E+00	
Lead	0.5	6.86E+02	1.27E+03	9.74E+00	1.80E+01	
Mercury	0.0	5.11E+00	5.11E+00	7.25E-02	7.25E-02	
Nickel	1.2	5.63E+02	1.52E+03	7.99E+00	2.16E+01	
Phenol	0.0	8.61E+07	8.61E+07	1.22E+06	1.22E+06	
Selenium	0.3	6.42E+03	9.63E+03	9.12E+01	1.37E+02	
Silver	0.0	1.90E+02	1.90E+02	2.70E+00	2.70E+00	
Thallium	0.5	4.70E+01	8.68E+01	6.68E-01	1.23E+00	
Zinc	0.2	8.42E+03	1.12E+04	1.20E+02	1.59E+02	

Current Conditions

Compound	# DETECTS	AMC ug/l	MMC ug/l	AMM kg/d	MMM kg/d
Aluminum	16	6.86E+01	1.32E+02	5.72E-01	1.29E+00
Ammonia	23	2.60E+02	7.20E+02	2.17E+00	7.04E+00
Antimony	0	4.50E+00	5.00E+00	3.75E-02	4.89E-02
Arsenic	0	3.50E+00	4.00E+00	2.92E-02	3.91E-02
Beryllium	0	2.20E+00	1.00E+01	1.83E-02	9.77E-02
Cadmium	1	1.00E+00	1.00E+00	8.33E-03	9.77E-03
Chlorine					
Chromium (hex)	0	1.00E+01	1.00E+01	8.33E-02	9.77E-02
Chromium (tri)	1	1.40E+00	1.00E+01	1.17E-02	9.77E-02
Copper	23	9.00E+00	1.50E+01	7.50E-02	1.47E-01
Cyanide (amen)	0	1.00E+01	1.00E+01	8.33E-02	9.77E-02
Lead	6	2.30E+00	6.00E+00	1.92E-02	5.86E-02
Mercury	2	2.00E-01	2.00E-01	1.67E-03	1.95E-03
Nickel	21	9.30E+00	4.70E+01	7.75E-02	4.59E-01
Phenol	0	1.50E+01	1.50E+01	1.25E-01	1.47E-01
Selenium	0	8.70E+00	1.00E+01	7.25E-02	9.77E-02
Silver	1	1.00E+00	1.00E+00	8.33E-03	9.77E-03
Thallium	1	1.30E+00	2.00E+00	1.08E-02	1.95E-02
Zinc	23	8.14E+01	1.18E+02	6.78E-01	1.15E+00

Final WQB Limits

AML (kg/d) MDL (kg/d)

Interim WQB Limits

AML (kg/d) MDL (kg/d)

Minimum Levels

Arsenic 0.005 mg/L

Effluent Chemistry: SOUTH WINDSOR WPCF

Receiving Waterbody: Connecticut River
 Allocated ZOI: 575 cfs
 Database IWC: 1%

as of Wednesday, September 19, 2018 Design Flow 3.75 MGD

Avg. Monthly Flow : 2.20 MGD (Oct 2016 - Sept 2017)
 Max. Monthly Flow : 2.58 MGD (Oct 2016 - Sept 2017)

Date	BOD	TSS	NH3	NO2	NO3	CNT	CNa	Be	As	Cd	Cr6	Cr3	Cu	Pb	Th	Ni	Ag	Zn	Sb	Se	Phen	Hg	Al	P	Fe
3/6/2013	4.00	4.20	0.24	0.020	2.34	< 10.0	< 10.0	< 10.0	< 4.0	< 1.0	< 10.0	< 1.0	11.0	< 2.0	< 2.0	7.0	< 1.0	71.0	< 5.0	< 10.0	< 15.0	< 0.2			
6/12/2013	3.00	4.60	0.20	0.040	3.24	< 10.0	< 10.0	< 10.0	< 4.0	< 1.0	< 10.0	< 1.0	8.0	< 2.0	< 2.0	29.0	< 1.0	42.0	< 5.0	< 10.0	< 15.0	0.2			
9/4/2013	2.00	2.90	0.22	0.030	3.65	< 10.0	< 10.0	< 10.0	< 4.0	1.0	< 10.0	1.0	7.0	< 2.0	< 2.0	16.0	< 1.0	75.0	< 5.0	< 10.0	< 15.0	0.2			
12/4/2013	3.00	5.00	0.23	0.040	4.75	< 10.0	< 10.0	< 1.0	< 4.0	< 1.0	< 10.0	< 1.0	9.0	< 2.0	< 2.0	8.0	< 1.0	73.0	< 5.0	< 10.0	< 15.0	< 0.2			
3/6/2014	4.00	4.30	0.16	0.040	3.20	< 10.0	< 10.0	< 1.0	< 4.0	< 1.0	< 10.0	< 1.0	11.0	4.0	< 2.0	13.0	< 1.0	76.0	< 5.0	< 10.0	< 15.0	< 0.2	132.0	0.9	37.0
6/5/2014	4.00	5.40	0.31	0.030	3.59	< 10.0	< 10.0	< 1.0	< 4.0	< 1.0	< 10.0	< 1.0	8.0	5.0	< 2.0	15.0	< 1.0	65.0	< 5.0	< 10.0	< 15.0	< 0.2	67.0	2.1	53.0
9/3/2014	3.00	4.40	0.43	0.140	4.66	< 10.0	< 10.0	< 1.0	< 4.0	< 1.0	< 10.0	< 1.0	11.0	< 2.0	2.0	< 22.0	1.0	78.0	< 5.0	< 10.0	< 15.0	< 0.2	< 131.0	3.3	< 98.0
12/3/2014	3.00	3.00	0.19	0.060	4.27	< 10.0	< 10.0	< 1.0	< 4.0	< 1.0	< 10.0	< 10.0	8.0	< 2.0	< 1.0	6.0	< 1.0	107.0	< 5.0	< 10.0	< 15.0	< 0.2	106.0	2.1	55.0
3/4/2015	2.00	4.00	0.29	0.150	2.87	< 10.0	< 10.0	< 1.0	< 4.0	< 1.0	< 10.0	< 1.0	11.0	2.0	< 1.0	6.0	< 1.0	87.0	< 5.0	< 10.0	< 15.0	< 0.2	29.0	0.9	< 47.0
6/4/2015	4.00	6.00	0.26	0.050	2.85	< 10.0	< 10.0	< 1.0	< 4.0	< 1.0	< 10.0	< 1.0	5.0	< 2.0	< 1.0	47.0	< 1.0	67.0	< 5.0	< 10.0	< 15.0	< 0.2	61.0	0.4	69.0
9/3/2015	2.00	3.20	0.21	0.050	3.92	< 10.0	< 10.0	< 1.0	< 4.0	< 1.0	< 10.0	< 1.0	7.0	< 2.0	< 1.0	5.0	< 1.0	70.0	< 5.0	< 10.0	< 15.0	< 0.2	29.0	2.9	60.0
12/3/2015	9.00	11.90	0.18	0.080	3.08	< 10.0	< 10.0	< 1.0	< 4.0	< 1.0	< 10.0	< 1.0	12.0	4.0	< 1.0	4.0	< 1.0	87.0	< 5.0	< 10.0	< 15.0	< 0.2	122.0	2.0	150.0
3/2/2016	3.00	3.20	0.09	0.030	2.73	< 10.0	< 10.0	< 1.0	< 4.0	< 1.0	< 10.0	< 1.0	8.0	6.0	< 1.0	3.0	< 1.0	80.0	< 5.0	< 10.0	< 15.0	< 0.2	39.0	1.7	42.0
6/2/2016	3.00	4.10	0.11	0.070	4.03	< 10.0	< 10.0	< 1.0	< 4.0	< 1.0	< 10.0	< 1.0	10.0	< 2.0	< 1.0	5.0	< 1.0	97.0	< 5.0	< 10.0	< 15.0	< 0.2	27.0	2.2	64.0
9/8/2016	2.00	1.30	0.23	0.089	3.69	< 10.0	< 10.0	< 1.0	< 4.0	< 1.0	< 10.0	< 1.0	10.0	< 2.0	< 1.0	8.0	< 1.0	118.0	< 5.0	< 10.0	< 15.0	< 0.2	79.0	1.6	65.0

Date	BOD	TSS	NH3	NO2	NO3	CNT	CNa	Be	As	Cd	Cr6	Cr3	Cu	Pb	Th	Ni	Ag	Zn	Sb	Se	Phen	Hg	Al	P	Fe
12/8/2016	3.00	1.60	0.21	0.046	3.04	< 10.0	< 10.0	< 1.0	< 4.0	< 1.0	< 10.0	< 1.0	15.0	< 2.0	< 1.0	< 1.0	< 1.0	113.0	< 5.0	< 10.0	< 15.0	< 0.2	< 10.0	0.7	38.0
3/2/2017	4.00	3.90	0.17	0.046	2.60	< 10.0	< 10.0	< 1.0	< 4.0	< 1.0	< 10.0	< 1.0	10.0	< 2.0	< 0.3	2.0	< 1.0	92.0	< 5.0	< 10.0	< 15.0	< 0.2	57.0	1.3	32.0
6/15/2017	5.00	7.60	0.29	0.065	2.89	< 10.0	< 10.0	< 1.0	< 2.0	< 1.0	< 10.0	< 1.0	9.0	< 2.0	< 2.0	2.0	< 1.0	89.0	< 3.0	< 5.0	< 15.0		116.0	1.7	92.0
7/20/2017	3.00	3.30	0.35	0.092	2.28	< 10.0	< 10.0	< 1.0	< 2.0	< 1.0	< 10.0	< 1.0	6.0	1.0	< 1.0	3.0	< 1.0	81.0	< 3.0	< 5.0	< 15.0	< 0.2	< 5.0	0.2	83.0
9/14/2017	3.00	2.10	0.26	0.097	2.83	< 10.0	< 10.0	< 1.0	< 2.0	< 1.0	< 10.0	< 1.0	6.0	< 2.0	< 1.0	2.0	< 1.0	71.0	< 3.0	< 5.0	< 15.0	< 0.2	75.0	0.4	74.0
12/7/2017	5.00	5.60	0.27	0.101	3.05	< 10.0	< 10.0	< 1.0	< 2.0	< 1.0	< 10.0	< 1.0	7.0	< 1.0	< 1.0	6.0	< 1.0	96.0	< 3.0	< 5.0	< 15.0	< 0.2	78.0	1.8	82.0
3/8/2018	6.00	4.00	0.72	0.298	1.58	< 10.0	< 10.0	< 1.0	< 2.0	< 1.0	< 10.0	< 1.0	12.0	< 1.0	< 1.0	2.0	< 1.0	72.0	< 3.0	< 5.0	< 15.0	< 0.2	95.0	1.1	57.0
6/7/2018	3.00	2.00	0.41	0.177	1.82	< 10.0	< 10.0	< 1.0	< 2.0	< 1.0	< 10.0	< 1.0	6.0	< 1.0	< 0.1	3.0	< 1.0	66.0	< 3.0	< 5.0	< 15.0	< 0.2	44.0	0.2	73.0

Text334:

	BOD	TSS	NH3	NO2	NO3	CNT	CNa	Be	As	Cd	Cr6	Cr3	Cu	Pb	Th	Ni	Ag	Zn	Sb	Se	Phen	Hg	Al	P	Fe
Count	23	23	23	23	23	23	23	23	23	23	23	23	23	23	23	23	23	23	23	23	23	22	19	19	19
# Detected	23	23	23	23	23	0	0	0	0	1	0	1	23	6	1	21	1	23	0	0	0	2	16	19	17
Average	3.61	4.24	0.26	0.080	3.17	10.0	10.0	2.2	3.5	1.0	10.0	1.4	9.0	2.3	1.3	9.3	1.0	81.4	4.5	8.7	15.0	0.2	68.6	1.4	66.9
Maximum	9.00	11.90	0.72	0.298	4.75	10.0	10.0	10.0	4.0	1.0	10.0	10.0	15.0	6.0	2.0	47.0	1.0	118.0	5.0	10.0	15.0	0.2	132.0	3.3	150.0
CV	0.4	0.5	0.5	0.8	0.3	0.0	0.0	1.4	0.3	0.0	0.0	1.3	0.3	0.5	0.5	1.2	0.0	0.2	0.2	0.3	0.0	0.0	0.6	0.6	0.4

Bold => mg/L Normal => ug/L