

**AUTHORIZATION TO DISCHARGE UNDER THE  
NATIONAL POLLUTANT DISCHARGE ELIMINATION SYSTEM**

In compliance with the provisions of the Federal Clean Water Act, as amended, (33 U.S.C. §§1251 et seq.; the "CWA"), and the Massachusetts Clean Waters Act, as amended, (M.G.L. Chap. 21, §§ 26-53),

**Town of Lee, Massachusetts**

is authorized to discharge from the facility located at

**Lee Wastewater Treatment Plant  
379 Pleasant Street  
Lee, MA 01238**

to receiving water named

**Housatonic River (MA21-19)  
Connecticut River Watershed – USGS Code: 0100005  
Class B – Warm Water Fishery**

in accordance with effluent limitations, monitoring requirements and other conditions set forth herein.

This permit shall become effective on the first day of the calendar month immediately following 60 days after signature.

This permit expires at midnight, five years from the last day of the month preceding the effective date.

This permit supersedes the permit issued on September 23, 2008.

This permit consists of this **Cover Page; Part I; Attachment A** (Freshwater Acute Toxicity Test Procedure and Protocol, February 2011); **Attachment B** (Freshwater Chronic Toxicity Test Procedure and Protocol, March 2013); and **Part II** (NPDES Part II Standard Conditions, April 2018).

Signed this 23rd day of September , 2019

/S/SIGNATURE ON FILE

\_\_\_\_\_  
Ken Moraff, Director  
Water Division  
Environmental Protection Agency  
Region 1  
Boston, MA

/S/SIGNATURE ON FILE

\_\_\_\_\_  
Lealdon Langley, Director  
Division of Watershed Management  
Department of Environmental Protection  
Commonwealth of Massachusetts  
Boston, MA

**PART I****A. EFFLUENT LIMITATIONS AND MONITORING REQUIREMENTS**

1. During the period beginning on the effective date and lasting through the expiration date, the Permittee is authorized to discharge treated effluent through Outfall Serial Number 001 to the Housatonic River. The discharge shall be limited and monitored as specified below; the receiving water and the influent shall be monitored as specified below.

Effluent Characteristic	Effluent Limitation			Monitoring Requirements <sup>1,2,3</sup>	
	Average Monthly <sup>4</sup>	Average Weekly <sup>4</sup>	Maximum Daily	Measurement Frequency	Sample Type <sup>5</sup>
Effluent Flow <sup>6</sup>	1.25 MGD	---	Report MGD	Continuous	Recorder
Effluent Flow <sup>6</sup>	Report MGD	---	---	Continuous	Recorder
BOD <sub>5</sub>	24 mg/L 250 lb/day	36 mg/L 375 lb/day	Report mg/L Report lb/day	2/week 2/week	Composite
BOD <sub>5</sub> Removal	≥ 85 %	---	---	---	---
TSS	24 mg/L 250 lb/day	36 mg/L 375 lb/day	Report mg/L Report lb/day	2/week 2/week	Composite
TSS Removal	≥ 85 %	---	---	---	---
pH Range <sup>7</sup>	6.5 - 8.3 S.U.			1/day	Grab
<i>Escherichia coli</i> <sup>8</sup> (April 1 – October 31)	126 cfu/100 mL	---	409 cfu/100 mL	1/week	Grab
Aluminum <sup>9,10</sup>	87 µg/L	---	Report µg/L	1/month	Composite
Total Phosphorus (April 1 – October 31)	0.20 mg/L 2.5 lb/day	---	Report mg/L Report lb/day	1/week	Composite
Total Phosphorus (November 1 – March 31)	1.0 mg/L 12.5 lb/day	---	Report mg/L Report lb/day	1/week	Composite
Total Nitrogen <sup>11</sup>	Report mg/L 104.3 lb/day <sup>12</sup>	---	Report mg/L Report lb/day	1/week	Composite
Total Ammonia Nitrogen	Report mg/L Report lb/day	---	Report mg/L	1/month	Composite
Total Kjeldahl Nitrogen <sup>11</sup>	Report mg/L Report lb/day	---	Report mg/L	1/month	Composite

Effluent Characteristic	Effluent Limitation			Monitoring Requirements <sup>1,2,3</sup>	
	Average Monthly <sup>4</sup>	Average Weekly <sup>4</sup>	Maximum Daily	Measurement Frequency	Sample Type <sup>5</sup>
Total Nitrate <sup>11</sup>	Report mg/L Report lb/day	---	Report mg/L	1/month	Composite
Total Nitrite <sup>11</sup>	Report mg/L Report lb/day	---	Report mg/L	1/month	Composite
<b>Whole Effluent Toxicity (WET) Testing<sup>13,14</sup></b>					
LC <sub>50</sub>	---	---	≥ 100 %	1/quarter	Composite
C-NOEC	---	---	Report	1/quarter	Composite
Hardness	---	---	Report mg/L	1/quarter	Composite
Ammonia Nitrogen	---	---	Report mg/L	1/quarter	Composite
Total Aluminum	---	---	Report mg/L	1/quarter	Composite
Total Cadmium	---	---	Report mg/L	1/quarter	Composite
Total Copper	---	---	Report mg/L	1/quarter	Composite
Total Nickel	---	---	Report mg/L	1/quarter	Composite
Total Lead	---	---	Report mg/L	1/quarter	Composite
Total Zinc	---	---	Report mg/L	1/quarter	Composite
Total Organic Carbon	---	---	Report mg/L	1/quarter	Composite

Ambient Characteristic <sup>15</sup>	Reporting Requirements			Monitoring Requirements <sup>1,2,3</sup>	
	Average Monthly <sup>4</sup>	Average Weekly <sup>4</sup>	Maximum Daily	Measurement Frequency	Sample Type <sup>5</sup>
Total Phosphorus	See Section G. Special Conditions				
Hardness	---	---	Report mg/L	1/quarter	Grab
Ammonia Nitrogen	---	---	Report mg/L	1/quarter	Grab
Total Aluminum	---	---	Report mg/L	1/quarter	Grab
Total Cadmium	---	---	Report mg/L	1/quarter	Grab
Total Copper	---	---	Report mg/L	1/quarter	Grab
Total Nickel	---	---	Report mg/L	1/quarter	Grab
Total Lead	---	---	Report mg/L	1/quarter	Grab
Total Zinc	---	---	Report mg/L	1/quarter	Grab
Total Organic Carbon	---	---	Report mg/L	1/quarter	Grab
Dissolved Organic Carbon	---	---	Report mg/L	1/quarter	Grab
pH <sup>16</sup>	---	---	Report S.U.	1/quarter	Grab
Temperature <sup>16</sup>	---	---	Report °C	1/quarter	Grab

Influent Characteristic	Reporting Requirements			Monitoring Requirements <sup>1,2,3</sup>	
	Average Monthly <sup>4</sup>	Average Weekly	Maximum Daily	Measurement Frequency	Sample Type <sup>5</sup>
BOD <sub>5</sub>	Report mg/L	---	---	2/month	Composite
TSS	Report mg/L	---	---	2/month	Composite

## Footnotes:

1. Effluent samples shall yield data representative of the discharge. A routine sampling program shall be developed in which samples are taken at the same location, same time and same days of the week each month. The Permittee shall report the results to the Environmental Protection Agency Region 1 (“EPA”) and the State of any additional testing above that required herein, if testing is in accordance with 40 C.F.R. § 136.
2. In accordance with 40 C.F.R. § 122.44(i)(1)(iv), the Permittee shall monitor according to sufficiently sensitive test procedures (i.e., methods) approved under 40 C.F.R. Part 136 or required under 40 C.F.R. Chapter I, Subchapter N or O, for the analysis of pollutants or pollutant parameters (except WET). A method is “sufficiently sensitive” when: 1) The method minimum level (“ML”) is at or below the level of the effluent limitation established in the permit for the measured pollutant or pollutant parameter; or 2) The method has the lowest ML of the analytical methods approved under 40 C.F.R. Part 136 or required under 40 C.F.R. Chapter I, Subchapter N or O for the measured pollutant or pollutant parameter. The term “minimum level” refers to either the sample concentration equivalent to the lowest calibration point in a method or a multiple of the method detection limit (“MDL”), whichever is higher. Minimum levels may be obtained in several ways: They may be published in a method; they may be based on the lowest acceptable calibration point used by a laboratory; or they may be calculated by multiplying the MDL in a method, or the MDL determined by a laboratory, by a factor.
3. When a parameter is not detected above the ML, the Permittee must report the data qualifier signifying less than the ML for that parameter (e.g., < 50 µg/L, if the ML for a parameter is 50 µg/L).
4. In calculating and reporting the average monthly or weekly average concentration when the pollutant is not detected, assign zero to the non-detected sample result if the pollutant was not detected for all monitoring periods in the prior twelve months. If the pollutant was detected in at least one monitoring period in the prior twelve months, then assign each non-detected sample result a value that is equal to one half of the minimum level of detection for the purposes of calculating averages.
5. Each composite sample will consist of at least twenty-four (24) grab samples taken during one consecutive 24-hour period, either collected at equal intervals and combined proportional to flow or continuously collected proportional to flow.

6. Report annual average, monthly average, and the maximum daily flow in million gallons per day ("MGD"). The limit is an annual average, which shall be reported as a rolling average. The value will be calculated as the arithmetic mean of the monthly average flow for the reporting month and the monthly average flows of the previous eleven months.
7. The pH shall be within the specified range at all times. The minimum and maximum pH sample measurement values for the month shall be reported in standard units (S.U.).
8. The monthly average limit for *E. coli* is expressed as a geometric mean.
9. Aluminum analysis must be completed using a test method in 40 C.F.R. § 136 that achieves a minimum level no greater than 87 µg/L.
10. See Part I.G., Special Conditions for a schedule of compliance.
11. Total Kjeldahl nitrogen, nitrite nitrogen, and nitrate nitrogen samples shall be collected concurrently. The results of these analyses shall be used to calculate both the concentration and mass loadings of total nitrogen.

(total nitrogen = total kjeldahl nitrogen + total nitrate nitrogen + total nitrite nitrogen)

The total nitrogen loading values reported each month shall be calculated as follows:

Total Nitrogen (lbs/day) = [(average monthly total nitrogen concentration (mg/l) \* total monthly effluent flow (Millions of Gallons (MG)) / # of days in the month] \* 8.34

12. The total nitrogen limit is an annual average mass-based limit (lb/day), which shall be reported as a rolling average. The value will be calculated as the arithmetic mean of the total nitrogen for the reporting month and the total nitrogen of each of the previous eleven months.

Report both the rolling annual average (lb/day) and the monthly average (lb/day) each month.

See Part I.G., Special Conditions for total nitrogen optimization requirements.

13. The Permittee shall conduct acute toxicity tests (LC<sub>50</sub>) and chronic toxicity tests (C-NOEC) in accordance with test procedures and protocols specified in **Attachment A and B** of this permit. LC<sub>50</sub> and C-NOEC are defined in Part II.E. of this permit. The Permittee shall test the daphnid, *Ceriodaphnia dubia*. Toxicity test samples shall be collected and tests completed during the same weeks each time of calendar quarters ending March 31<sup>st</sup>, June 30<sup>th</sup>, September

30<sup>th</sup>, and December 31<sup>st</sup>. The complete report for each toxicity test shall be submitted as an attachment to the monthly DMR submittal immediately following the completion of the test.

14. For Part I.A.1., Whole Effluent Toxicity Testing, the Permittee shall conduct the analyses specified in **Attachment A and B**, Part VI. CHEMICAL ANALYSIS for the effluent sample. If toxicity test(s) using the receiving water as diluent show the receiving water to be toxic or unreliable, the Permittee shall follow procedures outlined in **Attachment A and B**, Section IV., DILUTION WATER. Minimum levels and test methods are specified in **Attachment A and B**, Part VI. CHEMICAL ANALYSIS.
15. For Part I.A.1., Ambient Characteristic, the Permittee shall conduct the analyses specified in **Attachment A and B**, Part VI. CHEMICAL ANALYSIS for the receiving water sample collected as part of the WET testing requirements. Such samples shall be taken from the receiving water at a point immediately upstream of the permitted discharge's zone of influence at a reasonably accessible location, as specified in **Attachment A and B**. Minimum levels and test methods are specified in **Attachment A and B**, Part VI. CHEMICAL ANALYSIS.
16. A pH and temperature measurement shall be taken of each receiving water sample at the time of collection and the results reported on the appropriate DMR. These pH and temperature measurements are independent from any pH and temperature measurements required by the WET testing protocols.

**Part I.A. continued.**

2. The discharge shall not cause a violation of the water quality standards of the receiving water.
3. The discharge shall be free from pollutants in concentrations or combinations that, in the receiving water, settle to form objectionable deposits; float as debris, scum or other matter to form nuisances; produce objectionable odor, color, taste or turbidity; or produce undesirable or nuisance species of aquatic life.
4. The discharge shall be free from pollutants in concentrations or combinations that adversely affect the physical, chemical, or biological nature of the bottom.
5. The discharge shall not result in pollutants in concentrations or combinations in the receiving water that are toxic to humans, aquatic life or wildlife.
6. The discharge shall be free from floating, suspended and settleable solids in concentrations or combinations that would impair any use assigned to the receiving water.
7. The discharge shall be free from oil, grease and petrochemicals that produce a visible film on the surface of the water, impart an oily taste to the water or an oily or other undesirable taste to the edible portions of aquatic life, coat the banks or bottom of the water course, or are deleterious or become toxic to aquatic life.
8. The Permittee must provide adequate notice to EPA-Region 1 and the State of the following:
  - a. Any new introduction of pollutants into the POTW from an indirect discharger which would be subject to § 301 or § 306 of the Clean Water Act if it were directly discharging those pollutants or in a primary industry category (see 40 C.F.R. §122 Appendix A as amended) discharging process water; and
  - b. Any substantial change in the volume or character of pollutants being introduced into that POTW by a source introducing pollutants into the POTW at the time of issuance of the permit.
  - c. For purposes of this paragraph, adequate notice shall include information on:
    - (1) The quantity and quality of effluent introduced into the POTW; and
    - (2) Any anticipated impact of the change on the quantity or quality of effluent to be discharged from the POTW.
9. Pollutants introduced into the POTW by a non-domestic source (user) shall not pass through the POTW or interfere with the operation or performance of the works.

**B. UNAUTHORIZED DISCHARGES**

1. This permit authorizes discharges only from the outfall listed in Part I.A.1, in accordance with the terms and conditions of this permit. Discharges of wastewater from any other point sources, including sanitary sewer overflows (“SSO”), are not authorized by this permit and shall be reported in accordance with Part D.1.e.(1) of the Standard Conditions of this permit (24-hour reporting).
2. Starting December 21, 2020, the Permittee must provide notification to the public within 24 hours of any unauthorized discharge on a publicly available web site. Such notification shall include the location and description of the discharge; estimated volume; the period of noncompliance, including exact dates and times, and, if the noncompliance has not been corrected, the anticipated time it is expected to continue.
3. Notification of SSOs to MassDEP shall be made on its SSO Reporting Form (which includes MassDEP Regional Office telephone numbers). The reporting form and instruction for its completion may be found on-line at <https://www.mass.gov/how-to/sanitary-sewer-overflowbypassbackup-notification>.

**C. OPERATION AND MAINTENANCE OF THE SEWER SYSTEM**

Operation and maintenance (“O&M”) of the sewer system shall be in compliance with the Standard Conditions of Part II and the following terms and conditions. The Permittee shall complete the following activities for the collection system which it owns:

1. Maintenance Staff

The Permittee shall provide an adequate staff to carry out the operation, maintenance, repair, and testing functions required to ensure compliance with the terms and conditions of this permit. Provisions to meet this requirement shall be described in the Collection System O&M Plan required pursuant to Section C.5. below.

2. Preventive Maintenance Program

The Permittee shall maintain an ongoing preventive maintenance program to prevent overflows and bypasses caused by malfunctions or failures of the sewer system infrastructure. The program shall include an inspection program designed to identify all potential and actual unauthorized discharges. Plans and programs to meet this requirement shall be described in the Collection System O&M Plan required pursuant to Section C.5. below.

3. Infiltration/Inflow

The Permittee shall control infiltration and inflow (“I/I”) into the sewer system as necessary to prevent high flow related unauthorized discharges from their collection systems and high flow related violations of the wastewater treatment plant’s effluent limitations. Plans and

programs to control I/I shall be described in the Collection System O&M Plan required pursuant to Section C.5. below.

#### 4. Collection System Mapping

Within 30 months of the effective date of this permit, the Permittee shall prepare a map of the sewer collection system it owns (see page 1 of this permit for the effective date). The map shall be on a street map of the community, with sufficient detail and at a scale to allow easy interpretation. The collection system information shown on the map shall be based on current conditions and shall be kept up-to-date and available for review by federal, state, or local agencies. Such map(s) shall include, but not be limited to the following:

- a. All sanitary sewer lines and related manholes;
- b. All combined sewer lines, related manholes, and catch basins;
- c. All combined sewer regulators and any known or suspected connections between the sanitary sewer and storm drain systems (e.g. combination manholes);
- d. All outfalls, including the treatment plant outfall(s), CSOs, and any known or suspected SSOs, including stormwater outfalls that are connected to combination manholes;
- e. All pump stations and force mains;
- f. The wastewater treatment facility(ies);
- g. All surface waters (labeled);
- h. Other major appurtenances such as inverted siphons and air release valves;
- i. A numbering system which uniquely identifies manholes, catch basins, overflow points, regulators and outfalls;
- j. The scale and a north arrow; and
- k. The pipe diameter, date of installation, type of material, distance between manholes, and the direction of flow.

#### 5. Collection System O&M Plan

The Permittee shall develop and implement a Collection System O&M Plan.

- a. Within six (6) months of the effective date of the permit, the Permittee shall submit to EPA and the State

- (1) A description of the collection system management goals, staffing, information management, and legal authorities;
  - (2) A description of the collection system and the overall condition of the collection system including a list of all pump stations and a description of recent studies and construction activities; and
  - (3) A schedule for the development and implementation of the full Collection System O&M Plan including the elements in paragraphs b.1. through b.8. below.
- b. The full Collection System O&M Plan shall be completed, implemented and submitted to EPA and the State within twenty-four (24) months from the effective date of this permit. The Plan shall include:
- (1) The required submittal from paragraph 5.a. above, updated to reflect current information;
  - (2) A preventive maintenance and monitoring program for the collection system;
  - (3) Description of sufficient staffing necessary to properly operate and maintain the sanitary sewer collection system and how the operation and maintenance program is staffed;
  - (4) Description of funding, the source(s) of funding and provisions for funding sufficient for implementing the plan;
  - (5) Identification of known and suspected overflows and back-ups, including manholes. A description of the cause of the identified overflows and back-ups, corrective actions taken, and a plan for addressing the overflows and back-ups consistent with the requirements of this permit;
  - (6) A description of the Permittee's programs for preventing I/I related effluent violations and all unauthorized discharges of wastewater, including overflows and by-passes and the ongoing program to identify and remove sources of I/I. The program shall include an inflow identification and control program that focuses on the disconnection and redirection of illegal sump pumps and roof down spouts;
  - (7) An educational public outreach program for all aspects of I/I control, particularly private inflow; and
  - (8) An Overflow Emergency Response Plan to protect public health from overflows and unanticipated bypasses or upsets that exceed any effluent limitation in the permit.

#### 6. Annual Reporting Requirement

The Permittee shall submit a summary report of activities related to the implementation of its Collection System O&M Plan during the previous calendar year. The report shall be submitted to EPA and the State annually by March 31. The first annual report is due the first March 31<sup>st</sup> following submittal of the collection system O&M Plan required by Part I.C.5.b. of this permit. The summary report shall, at a minimum, include:

- a. A description of the staffing levels maintained during the year;
- b. A map and a description of inspection and maintenance activities conducted and corrective actions taken during the previous year;

- c. Expenditures for any collection system maintenance activities and corrective actions taken during the previous year;
- d. A map with areas identified for investigation/action in the coming year;
- e. A summary of unauthorized discharges during the past year and their causes and a report of any corrective actions taken as a result of the unauthorized discharges reported pursuant to the Unauthorized Discharges section of this permit; and
- f. If the average annual flow in the previous calendar year exceeded 80 percent of the facility's 1.25 MGD design flow (1.0 MGD), or there have been capacity related overflows, the report shall include:
  - (1) Plans for further potential flow increases describing how the Permittee will maintain compliance with the flow limit and all other effluent limitations and conditions; and
  - (2) A calculation of the maximum daily, weekly, and monthly infiltration and the maximum daily, weekly, and monthly inflow for the reporting year.

#### **D. ALTERNATE POWER SOURCE**

In order to maintain compliance with the terms and conditions of this permit, the Permittee shall provide an alternative power source(s) sufficient to operate the portion of the publicly owned treatment works it owns and operates, as defined in Part II.E.1 of this permit.

#### **E. INDUSTRIAL USERS**

1. The Permittee shall submit to EPA and the State the name of any Industrial User (IU) subject to Categorical Pretreatment Standards under 40 C.F.R. § 403.6 and 40 C.F.R. Chapter I, Subchapter N (§§ 405-415, 417-436, 439-440, 443, 446-447, 454-455, 457-461, 463-469, and 471 as amended) who commences discharge to the POTW after the effective date of this permit.

This reporting requirement also applies to any other IU who discharges an average of 25,000 gallons per day or more of process wastewater into the POTW (excluding sanitary, noncontact cooling and boiler blowdown wastewater); contributes a process wastewater which makes up five (5) percent or more of the average dry weather hydraulic or organic capacity of the POTW; or is designated as such by the Control Authority as defined in 40 C.F.R. § 403.12(a) on the basis that the industrial user has a reasonable potential to adversely affect the wastewater treatment facility's operation, or for violating any pretreatment standard or requirement (in accordance with 40 C.F.R. § 403.8(f)(6)).

In the event that the Permittee receives reports (baseline monitoring reports, 90-day compliance reports, periodic reports on continued compliance, etc.) from industrial users subject to Categorical Pretreatment Standards under 40 C.F.R. § 403.6 and 40 C.F.R. Chapter I, Subchapter N (§§ 405-415, 417-436, 439-440, 443, 446-447, 454-455, 457-461, 463-469,

and 471 as amended), the Permittee shall forward all copies of these reports within ninety (90) days of their receipt to EPA and the State.

## F. SLUDGE CONDITIONS

1. The Permittee shall comply with all existing federal and state laws and regulations that apply to sewage sludge use and disposal practices, including EPA regulations promulgated at 40 C.F.R. § 503, which prescribe “Standards for the Use or Disposal of Sewage Sludge” pursuant to § 405(d) of the CWA, 33 U.S.C. § 1345(d).
2. If both state and federal requirements apply to the Permittee’s sludge use and/or disposal practices, the Permittee shall comply with the more stringent of the applicable requirements.
3. The requirements and technical standards of 40 C.F.R. § 503 apply to the following sludge use or disposal practices:
  - a. Land application - the use of sewage sludge to condition or fertilize the soil
  - b. Surface disposal - the placement of sewage sludge in a sludge only landfill
  - c. Sewage sludge incineration in a sludge only incinerator
4. The requirements of 40 C.F.R. § 503 do not apply to facilities which dispose of sludge in a municipal solid waste landfill. 40 C.F.R. § 503.4. These requirements also do not apply to facilities which do not use or dispose of sewage sludge during the life of the permit but rather treat the sludge (e.g., lagoons, reed beds), or are otherwise excluded under 40 C.F.R. § 503.6.
5. The 40 C.F.R. § 503 requirements include the following elements:
  - General requirements
  - Pollutant limitations
  - Operational Standards (pathogen reduction requirements and vector attraction reduction requirements)
  - Management practices
  - Record keeping
  - Monitoring
  - Reporting

Which of the 40 C.F.R. § 503 requirements apply to the Permittee will depend upon the use or disposal practice followed and upon the quality of material produced by a facility. The EPA Region 1 Guidance document, “EPA Region 1 - NPDES Permit Sludge Compliance Guidance” (November 4, 1999), may be used by the Permittee to assist it in determining the applicable requirements.<sup>1</sup>

---

<sup>1</sup> This guidance document is available upon request from EPA Region 1 and may also be found at: <http://www.epa.gov/region1/npdes/permits/generic/sludgeguidance.pdf>

6. The sludge shall be monitored for pollutant concentrations (all Part 503 methods) and pathogen reduction and vector attraction reduction (land application and surface disposal) at the following frequency. This frequency is based upon the volume of sewage sludge generated at the facility in dry metric tons per year, as follows:

less than 290	1/ year
290 to less than 1,500	1 /quarter
1,500 to less than 15,000	6 /year
15,000 +	1 /month

Sampling of the sewage sludge shall use the procedures detailed in 40 C.F.R. § 503.8.

7. Under 40 C.F.R. § 503.9(r), the Permittee is a “person who prepares sewage sludge” because it “is ... the person who generates sewage sludge during the treatment of domestic sewage in a treatment works ....” If the Permittee contracts with *another* “person who prepares sewage sludge” under 40 C.F.R. § 503.9(r) – i.e., with “a person who derives a material from sewage sludge” – for use or disposal of the sludge, then compliance with § 503 requirements is the responsibility of the contractor engaged for that purpose. If the Permittee does not engage a “person who prepares sewage sludge,” as defined in 40 C.F.R. § 503.9(r), for use or disposal, then the Permittee remains responsible to ensure that the applicable requirements in § 503 are met. 40 C.F.R. § 503.7. If the ultimate use or disposal method is land application, the Permittee is responsible for providing the person receiving the sludge with notice and necessary information to comply with the requirements of 40 C.F.R. § 503 Subpart B.
8. The Permittee shall submit an annual report containing the information specified in the 40 C.F.R. § 503 requirements (§ 503.18 (land application), § 503.28 (surface disposal), or § 503.48 (incineration)) by **February 19** (*see also* “EPA Region 1 - NPDES Permit Sludge Compliance Guidance”). Reports shall be submitted electronically using EPA’s Electronic Reporting tool (“NeT”) (*see* “Reporting Requirements” section below).

## G. SPECIAL CONDITIONS

### 1. Aluminum

- a. The effluent limit for total aluminum shall be subject to a schedule of compliance whereby the limit takes effect three years after the effective date of the permit.<sup>2</sup> For the period starting on the effective date of this permit and ending three (3) years after the effective date, the permittee shall report only the monthly average aluminum concentration on the monthly DMR. After this initial three (3) year period, the permittee shall comply with the monthly average total aluminum limit of 87 µg/L (“final aluminum effluent limit”). The permittee shall submit an annual report due by

---

<sup>2</sup> The final effluent limit of 87 µg/l for aluminum may be modified prior to the end of the three-year compliance schedule if warranted by the new criteria and a reasonable potential analysis, and if consistent with anti-degradation requirements. Such a modification would not trigger anti-backsliding prohibitions, as reflected in CWA § 402(o) and 40 C.F.R. § 122.44(l), provided that such modification is finalized before the final limit takes effect.

January 15th of each of the first three (3) years of the permit that will detail its progress towards meeting the final aluminum effluent limit.

- b. If during the three-year period after the effective date of the permit, Massachusetts adopts revised aluminum criteria, then the permittee may request a permit modification, pursuant to 40 C.F.R. § 122.62(a)(3), for a further delay in the effective date of the final aluminum effluent limits. If new criteria are approved by EPA before the effective date of the final aluminum effluent limit, the permittee may apply for a permit modification, pursuant to 40 C.F.R. § 122.62(a)(3), to revise the time to meet the final aluminum effluent limit and/or for revisions to the permit based on whether there is reasonable potential for the facility's aluminum discharge to cause or contribute to a violation of the newly approved aluminum criteria.

## 2. Total Phosphorus Ambient Monitoring

The Permittee shall develop and implement a sampling and analysis plan for biannually collecting monthly samples from the Housatonic River at a location upstream of the facility. Samples shall be collected during even numbered years, once per month, from May through September, during dry weather at the Route 102 (Pleasant Street) bridge. Dry weather is defined as any calendar day that is preceded by at least 72 hours without rainfall, following the last rainfall of 0.1 inch or greater. The sampling plan shall be submitted to EPA and DEP as part of a Quality Assurance Project Plan for review and approval at least three months prior to the first planned sampling date.

## 3. Total Nitrogen

- a. **Within one year of the effective date** of the permit, the permittee shall complete an evaluation of alternative methods of operating the existing wastewater treatment facility to optimize the removal of nitrogen in order to minimize the annual average mass discharge of total nitrogen, and submit a report to EPA and MassDEP documenting this evaluation and presenting a description of recommended operational changes. The permittee shall implement the recommended operational changes in order to minimize the discharge loading of nitrogen. The methods to be evaluated include, but are not limited to, operational changes designed to enhance nitrification (seasonal and year-round), incorporation of anoxic zones, septage receiving policies and procedures, and side stream management. This report may be combined with the permittees' annual nitrogen report under Part I.B.1.b, if both reports are submitted to EPA and MassDEP by February 1st.
- b. The permittee shall also submit an annual report to EPA and the MassDEP, by **February 1st** each year, that summarizes activities related to optimizing nitrogen removal efficiencies, documents the annual nitrogen discharge load from the facility, and tracks trends relative to the previous year. If, in any year, the treatment facility discharges of TN on an average annual basis have increased, the annual report shall include a detailed explanation of the reasons why TN discharges have increased,

including any changes in influent flows/loads and any operational changes. The report shall also include all supporting data.

## H. REPORTING REQUIREMENTS

Unless otherwise specified in this permit, the Permittee shall submit reports, requests, and information and provide notices in the manner described in this section.

### 1. Submittal of DMRs Using NetDMR

The Permittee shall continue to submit its monthly monitoring data in discharge monitoring reports (“DMR”) to EPA and the State no later than the 15th day of the month electronically using NetDMR. When the Permittee submits DMRs using NetDMR, it is not required to submit hard copies of DMRs to EPA or the State. NetDMR is accessible through EPA’s Central Data Exchange at <https://cdx.epa.gov/>.

### 2. Submittal of Reports as NetDMR Attachments

Unless otherwise specified in this permit, the Permittee shall electronically submit all reports to EPA as NetDMR attachments rather than as hard copies. *See* Part I.H.7. for more information on State reporting. Because the due dates for reports described in this permit may not coincide with the due date for submitting DMRs (which is no later than the 15th day of the month), a report submitted electronically as a NetDMR attachment shall be considered timely if it is electronically submitted to EPA using NetDMR with the next DMR due following the report due date specified in this permit.

### 3. Submittal of Biosolids/Sewage Sludge Reports

By February 19 of each year, the Permittee must electronically report their annual Biosolids/Sewage Sludge Report for the previous calendar year using EPA’s NPDES Electronic Reporting Tool (“NeT”) or another approved EPA system, which is accessible through EPA’s Central Data Exchange at <https://cdx.epa.gov/>.

### 4. Submittal of Requests and Reports to EPA/WD

- a. The following requests, reports, and information described in this permit shall be submitted to the NPDES Applications Coordinator in the EPA Water Division (WD):
  - (1) Transfer of permit notice;
  - (2) Request for changes in sampling location;
  - (3) Report on unacceptable dilution water / request for alternative dilution water for WET testing; and,
  - (4) Report of new or potential industrial user commencing discharge.
- b. These reports, information, and requests shall be submitted to EPA WD electronically at [r1npdesreports@epa.gov](mailto:r1npdesreports@epa.gov).

5. Submittal of Reports to EPA ECAD in Hard Copy Form

- a. The following notifications and reports shall be signed and dated originals, submitted as hard copy, with a cover letter describing the submission:

Prior to December 21, 2020, written notifications required under Part II.B.4.c, for bypasses, and Part II.D.1.e, for sanitary sewer overflows (SSOs). Starting on December 21, 2020, such notifications must be done electronically using EPA's NPDES Electronic Reporting Tool ("NeT"), or another approved EPA system, which will be accessible through EPA's Central Data Exchange at <https://cdx.epa.gov/>.

- b. This information shall be submitted to EPA Enforcement and Compliance Assurance Division at the following address:

U.S. Environmental Protection Agency  
Enforcement and Compliance Assurance Division (ECAD)  
Water Technical Unit  
5 Post Office Square, Suite 100 (04-SMR)  
Boston, MA 02109-3912

6. State Reporting

Duplicate signed copies of all WET test reports shall be submitted to the Massachusetts Department of Environmental Protection, Division of Watershed Management, at the following address:

Massachusetts Department of Environmental Protection  
Bureau of Water Resources  
Division of Watershed Management  
8 New Bond Street  
Worcester, Massachusetts 01606

7. Verbal Reports and Verbal Notifications

- a. Any verbal reports or verbal notifications, if required in Parts I and/or II of this permit, shall be made to both EPA and to the State. This includes verbal reports and notifications which require reporting within 24 hours (e.g., Part II.B.4.c. (2), Part II.B.5.c. (3), and Part II.D.1.e.).

b. Verbal reports and verbal notifications shall be made to:

**EPA ECAD at 617-918-1510  
and  
MassDEP's Emergency Response: 888-304-1133I.**

## **I. STATE PERMIT CONDITIONS**

1. This authorization to discharge includes two separate and independent permit authorizations. The two permit authorizations are 1) a Federal National Pollutant Discharge Elimination System permit issued by the U.S. Environmental Protection Agency (EPA) pursuant to the Federal Clean Water Act, 33 U.S.C. §§ 1251 et seq.; and 2) an identical State surface water discharge permit issued by the Commissioner of the Massachusetts Department of Environmental Protection (MassDEP) pursuant to the Massachusetts Clean Waters Act, M.G.L. c. 21, §§ 26-53, and 314 CMR 3.00. All of the requirements contained in this authorization, as well as the standard conditions contained in 314 CMR 3.19, are hereby incorporated by reference into this State surface water discharge permit.
2. This authorization also incorporates the State water quality certification issued by MassDEP under § 401(a) of the Federal Clean Water Act, 40 C.F.R. 124.53, M.G.L. c. 21, § 27 and 314 CMR 3.07. All of the requirements (if any) contained in MassDEP's water quality certification for the permit are hereby incorporated by reference into this State surface water discharge permit as special conditions pursuant to 314 CMR 3.11.
3. Each agency shall have the independent right to enforce the terms and conditions of this permit. Any modification, suspension or revocation of this permit shall be effective only with respect to the agency taking such action, and shall not affect the validity or status of this permit as issued by the other agency, unless and until each agency has concurred in writing with such modification, suspension or revocation. In the event any portion of this permit is declared invalid, illegal or otherwise issued in violation of state law such permit shall remain in full force and effect under federal law as a NPDES Permit issued by the EPA. In the event this permit is declared invalid, illegal or otherwise issued in violation of Federal law, this permit shall remain in full force and effect under State law as a permit issued by the Commonwealth of Massachusetts.

## USEPA REGION 1 FRESHWATER ACUTE TOXICITY TEST PROCEDURE AND PROTOCOL

### I. GENERAL REQUIREMENTS

The permittee shall conduct acceptable acute toxicity tests in accordance with the appropriate test protocols described below:

- **Daphnid (Ceriodaphnia dubia) definitive 48 hour test.**
- **Fathead Minnow (Pimephales promelas) definitive 48 hour test.**

Acute toxicity test data shall be reported as outlined in Section VIII.

### II. METHODS

The permittee shall use 40 CFR Part 136 methods. Methods and guidance may be found at:

[http://water.epa.gov/scitech/methods/cwa/wet/disk2\\_index.cfm](http://water.epa.gov/scitech/methods/cwa/wet/disk2_index.cfm)

The permittee shall also meet the sampling, analysis and reporting requirements included in this protocol. This protocol defines more specific requirements while still being consistent with the Part 136 methods. If, due to modifications of Part 136, there are conflicting requirements between the Part 136 method and this protocol, the permittee shall comply with the requirements of the Part 136 method.

### III. SAMPLE COLLECTION

A discharge sample shall be collected. Aliquots shall be split from the sample, containerized and preserved (as per 40 CFR Part 136) for chemical and physical analyses required. The remaining sample shall be measured for total residual chlorine and dechlorinated (if detected) in the laboratory using sodium thiosulfate for subsequent toxicity testing. (Note that EPA approved test methods require that samples collected for metals analyses be preserved immediately after collection.) Grab samples must be used for pH, temperature, and total residual chlorine (as per 40 CFR Part 122.21).

Standard Methods for the Examination of Water and Wastewater describes dechlorination of samples (APHA, 1992). Dechlorination can be achieved using a ratio of 6.7 mg/L anhydrous sodium thiosulfate to reduce 1.0 mg/L chlorine. If dechlorination is necessary, a thiosulfate control (maximum amount of thiosulfate in lab control or receiving water) must also be run in the WET test.

All samples held overnight shall be refrigerated at 1- 6°C.

#### IV. DILUTION WATER

A grab sample of dilution water used for acute toxicity testing shall be collected from the receiving water at a point immediately upstream of the permitted discharge's zone of influence at a reasonably accessible location. Avoid collection near areas of obvious road or agricultural runoff, storm sewers or other point source discharges and areas where stagnant conditions exist. In the case where an alternate dilution water has been agreed upon an additional receiving water control (0% effluent) must also be tested.

If the receiving water diluent is found to be, or suspected to be toxic or unreliable, an alternate standard dilution water of known quality with a hardness, pH, conductivity, alkalinity, organic carbon, and total suspended solids similar to that of the receiving water may be substituted **AFTER RECEIVING WRITTEN APPROVAL FROM THE PERMIT ISSUING AGENCY(S)**. Written requests for use of an alternate dilution water should be mailed with supporting documentation to the following address:

Director  
Office of Ecosystem Protection (CAA)  
U.S. Environmental Protection Agency-New England  
5 Post Office Sq., Suite 100 (OEP06-5)  
Boston, MA 02109-3912

and

Manager  
Water Technical Unit (SEW)  
U.S. Environmental Protection Agency  
5 Post Office Sq., Suite 100 (OES04-4)  
Boston, MA 02109-3912

Note: USEPA Region 1 retains the right to modify any part of the alternate dilution water policy stated in this protocol at any time. Any changes to this policy will be documented in the annual DMR posting.

*See the most current annual DMR instructions which can be found on the EPA Region 1 website at <http://www.epa.gov/region1/enforcement/water/dmr.html> for further important details on alternate dilution water substitution requests.*

It may prove beneficial to have the proposed dilution water source screened for suitability prior to toxicity testing. EPA strongly urges that screening be done prior to set up of a full definitive toxicity test any time there is question about the dilution water's ability to support acceptable performance as outlined in the 'test acceptability' section of the protocol.

#### V. TEST CONDITIONS

The following tables summarize the accepted daphnid and fathead minnow toxicity test conditions and test acceptability criteria:

**EPA NEW ENGLAND EFFLUENT TOXICITY TEST CONDITIONS FOR THE DAPHNID, CERIODAPHNIA DUBIA 48 HOUR ACUTE TESTS<sup>1</sup>**

1.	Test type	Static, non-renewal
2.	Temperature (°C)	20 ± 1°C or 25 ± 1°C
3.	Light quality	Ambient laboratory illumination
4.	Photoperiod	16 hour light, 8 hour dark
5.	Test chamber size	Minimum 30 ml
6.	Test solution volume	Minimum 15 ml
7.	Age of test organisms	1-24 hours (neonates)
8.	No. of daphnids per test chamber	5
9.	No. of replicate test chambers per treatment	4
10.	Total no. daphnids per test concentration	20
11.	Feeding regime	As per manual, lightly feed YCT and <u>Selenastrum</u> to newly released organisms while holding prior to initiating test
12.	Aeration	None
13.	Dilution water <sup>2</sup>	Receiving water, other surface water, synthetic water adjusted to the hardness and alkalinity of the receiving water (prepared using either Millipore Milli-Q <sup>R</sup> or equivalent deionized water and reagent grade chemicals according to EPA acute toxicity test manual) or deionized water combined with mineral water to appropriate hardness.
14.	Dilution series	≥ 0.5, must bracket the permitted RWC
15.	Number of dilutions	5 plus receiving water and laboratory water control and thiosulfate control, as necessary. An additional dilution at the permitted effluent concentration (% effluent) is required if it is not included in the dilution

series.

- |                            |   |
|----------------------------|---|
| 16. Effect measured        | Mortality-no movement of body or appendages on gentle prodding  |
| 17. Test acceptability     | 90% or greater survival of test organisms in dilution water control solution  |
| 18. Sampling requirements  | For on-site tests, samples must be used within 24 hours of the time that they are removed from the sampling device. For off-site tests, samples must first be used within 36 hours of collection. |
| 19. Sample volume required | Minimum 1 liter   |

---

Footnotes:

1. Adapted from EPA-821-R-02-012.
2. Standard prepared dilution water must have hardness requirements to generally reflect the characteristics of the receiving water.

**EPA NEW ENGLAND TEST CONDITIONS FOR THE FATHEAD MINNOW  
(PIMEPHALES PROMELAS) 48 HOUR ACUTE TEST<sup>1</sup>**

---

1. Test Type	Static, non-renewal
2. Temperature (°C)	$20 \pm 1^{\circ} \text{C}$ or $25 \pm 1^{\circ} \text{C}$
3. Light quality	Ambient laboratory illumination
4. Photoperiod	16 hr light, 8 hr dark
5. Size of test vessels	250 mL minimum
6. Volume of test solution	Minimum 200 mL/replicate
7. Age of fish	1-14 days old and age within 24 hrs of each other
8. No. of fish per chamber	10
9. No. of replicate test vessels per treatment	4
10. Total no. organisms per concentration	40
11. Feeding regime	As per manual, lightly feed test age larvae using concentrated brine shrimp nauplii while holding prior to initiating test
12. Aeration	None, unless dissolved oxygen (D.O.) concentration falls below 4.0 mg/L, at which time gentle single bubble aeration should be started at a rate of less than 100 bubbles/min. (Routine D.O. check is recommended.)
13. dilution water <sup>2</sup>	Receiving water, other surface water, synthetic water adjusted to the hardness and alkalinity of the receiving water (prepared using either Millipore Milli-Q <sup>R</sup> or equivalent deionized and reagent grade chemicals according to EPA acute toxicity test manual) or deionized water combined with mineral water to appropriate hardness.
14. Dilution series	$\geq 0.5$ , must bracket the permitted RWC

15. Number of dilutions	5 plus receiving water and laboratory water control and thiosulfate control, as necessary. An additional dilution at the permitted effluent concentration (% effluent) is required if it is not included in the dilution series.
16. Effect measured	Mortality-no movement on gentle prodding
17. Test acceptability	90% or greater survival of test organisms in dilution water control solution
18. Sampling requirements	For on-site tests, samples must be used within 24 hours of the time that they are removed from the sampling device. For off-site tests, samples are used within 36 hours of collection.
19. Sample volume required	Minimum 2 liters

---

Footnotes:

1. Adapted from EPA-821-R-02-012
2. Standard dilution water must have hardness requirements to generally reflect characteristics of the receiving water.

## VI. CHEMICAL ANALYSIS

At the beginning of a static acute toxicity test, pH, conductivity, total residual chlorine, oxygen, hardness, alkalinity and temperature must be measured in the highest effluent concentration and the dilution water. Dissolved oxygen, pH and temperature are also measured at 24 and 48 hour intervals in all dilutions. The following chemical analyses shall be performed on the 100 percent effluent sample and the upstream water sample for each sampling event.

<u>Parameter</u>	Effluent	Receiving Water	ML (mg/l)
Hardness <sup>1</sup>	x	x	0.5
Total Residual Chlorine (TRC) <sup>2, 3</sup>	x		0.02
Alkalinity	x	x	2.0
pH	x	x	--
Specific Conductance	x	x	--
Total Solids	x		--
Total Dissolved Solids	x		--
Ammonia	x	x	0.1
Total Organic Carbon	x	x	0.5
Total Metals			
Cd	x	x	0.0005
Pb	x	x	0.0005
Cu	x	x	0.003
Zn	x	x	0.005
Ni	x	x	0.005
Al	x	x	0.02
Other as permit requires			

### Notes:

- Hardness may be determined by:
  - APHA Standard Methods for the Examination of Water and Wastewater , 21st Edition
    - Method 2340B (hardness by calculation)
    - Method 2340C (titration)
- Total Residual Chlorine may be performed using any of the following methods provided the required minimum limit (ML) is met.
  - APHA Standard Methods for the Examination of Water and Wastewater , 21st Edition
    - Method 4500-CL E Low Level Amperometric Titration
    - Method 4500-CL G DPD Colorimetric Method
- Required to be performed on the sample used for WET testing prior to its use for toxicity testing.

## **VII. TOXICITY TEST DATA ANALYSIS**

### LC50 Median Lethal Concentration (Determined at 48 Hours)

Methods of Estimation:

- Probit Method
- Spearman-Kärber
- Trimmed Spearman-Kärber
- Graphical

See the flow chart in Figure 6 on p. 73 of EPA-821-R-02-012 for appropriate method to use on a given data set.

### No Observed Acute Effect Level (NOAEL)

See the flow chart in Figure 13 on p. 87 of EPA-821-R-02-012.

## **VIII. TOXICITY TEST REPORTING**

A report of the results will include the following:

- Description of sample collection procedures, site description
- Names of individuals collecting and transporting samples, times and dates of sample collection and analysis on chain-of-custody
- General description of tests: age of test organisms, origin, dates and results of standard toxicant tests; light and temperature regime; other information on test conditions if different than procedures recommended. Reference toxicant test data should be included.
- All chemical/physical data generated. (Include minimum detection levels and minimum quantification levels.)
- Raw data and bench sheets.
- Provide a description of dechlorination procedures (as applicable).
- Any other observations or test conditions affecting test outcome.

# **FRESHWATER CHRONIC TOXICITY TEST PROCEDURE AND PROTOCOL USEPA Region 1**

## **I. GENERAL REQUIREMENTS**

The permittee shall be responsible for the conduct of acceptable chronic toxicity tests using three fresh samples collected during each test period. The following tests shall be performed as prescribed in Part 1 of the NPDES discharge permit in accordance with the appropriate test protocols described below. (Note: the permittee and testing laboratory should review the applicable permit to determine whether testing of one or both species is required).

- **Daphnid (Ceriodaphnia dubia) Survival and Reproduction Test.**
- **Fathead Minnow (Pimephales promelas) Larval Growth and Survival Test.**

Chronic toxicity data shall be reported as outlined in Section VIII.

## **II. METHODS**

Methods to follow are those recommended by EPA in: Short Term Methods For Estimating The Chronic Toxicity of Effluents and Receiving Water to Freshwater Organisms, Fourth Edition, October 2002. United States Environmental Protection Agency. Office of Water, Washington, D.C., EPA 821-R-02-013. The methods are available on-line at <http://www.epa.gov/waterscience/WET/> . Exceptions and clarification are stated herein.

## **III. SAMPLE COLLECTION AND USE**

A total of three fresh samples of effluent and receiving water are required for initiation and subsequent renewals of a freshwater, chronic, toxicity test. The receiving water control sample must be collected immediately upstream of the permitted discharge's zone of influence. Fresh samples are recommended for use on test days 1, 3, and 5. However, provided a total of three samples are used for testing over the test period, an alternate sampling schedule is acceptable. The acceptable holding times until initial use of a sample are 24 and 36 hours for on-site and off-site testing, respectively. A written waiver is required from the regulating authority for any hold time extension. All test samples collected may be used for 24, 48 and 72 hour renewals after initial use. All samples held for use beyond the day of sampling shall be refrigerated and maintained at a temperature range of 0-6° C.

All samples submitted for chemical and physical analyses will be analyzed according to Section VI of this protocol.

Sampling guidance dictates that, where appropriate, aliquots for the analysis required in this protocol shall be split from the samples, containerized and immediately preserved, or analyzed as per 40 CFR Part 136. EPA approved test methods require that samples collected for metals analyses be preserved immediately after collection. Testing for the presence of total residual chlorine (TRC) must be analyzed immediately or as soon as possible, for all effluent samples, prior to WET testing. TRC analysis may be performed on-site or by the toxicity testing laboratory and the samples must be dechlorinated, as necessary, using sodium thiosulfate prior to sample use for toxicity testing.

If any of the renewal samples are of sufficient potency to cause lethality to 50 percent or more of the test organisms in any of the test treatments for either species or, if the test fails to meet its permit limits, then chemical analysis for total metals (originally required for the initial sample only in Section VI) will be required on the renewal sample(s) as well.

#### IV. DILUTION WATER

Samples of receiving water must be collected from a location in the receiving water body immediately upstream of the permitted discharge's zone of influence at a reasonably accessible location. Avoid collection near areas of obvious road or agricultural runoff, storm sewers or other point source discharges and areas where stagnant conditions exist. EPA strongly urges that screening for toxicity be performed prior to the set up of a full, definitive toxicity test any time there is a question about the test dilution water's ability to achieve test acceptability criteria (TAC) as indicated in Section V of this protocol. The test dilution water control response will be used in the statistical analysis of the toxicity test data. All other control(s) required to be run in the test will be reported as specified in the Discharge Monitoring Report (DMR) Instructions, Attachment F, page 2, Test Results & Permit Limits.

The test dilution water must be used to determine whether the test met the applicable TAC. When receiving water is used for test dilution, an additional control made up of standard laboratory water (0% effluent) is required. This control will be used to verify the health of the test organisms and evaluate to what extent, if any, the receiving water itself is responsible for any toxic response observed.

If dechlorination of a sample by the toxicity testing laboratory is necessary a "sodium thiosulfate" control, representing the concentration of sodium thiosulfate used to adequately dechlorinate the sample prior to toxicity testing, must be included in the test.

If the use of an alternate dilution water (ADW) is authorized, in addition to the ADW test control, the testing laboratory must, for the purpose of monitoring the receiving water, also run a receiving water control.

If the receiving water diluent is found to be, or suspected to be toxic or unreliable an ADW of known quality with hardness similar to that of the receiving water may be substituted. Substitution is species specific meaning that the decision to use ADW is made for each species and is based on the toxic response of that particular species. Substitution to an ADW is authorized in two cases. The first is the case where repeating a test due to toxicity in the site dilution water requires an **immediate decision** for ADW use be made by the permittee and toxicity testing laboratory. The second is in the case where two of the most recent documented incidents of unacceptable site dilution water toxicity requires ADW use in future WET testing.

For the second case, written notification from the permittee requesting ADW use **and** written authorization from the permit issuing agency(s) is required **prior to** switching to a long-term use of ADW for the duration of the permit.

Written requests for use of ADW must be mailed with supporting documentation to the following addresses:

Director  
Office of Ecosystem Protection (CAA)  
U.S. Environmental Protection Agency, Region 1  
Five Post Office Square, Suite 100  
Mail Code OEP06-5  
Boston, MA 02109-3912

and

Manager  
Water Technical Unit (SEW)  
U.S. Environmental Protection Agency  
Five Post Office Square, Suite 100  
Mail Code OES04-4  
Boston, MA 02109-3912

Note: USEPA Region 1 retains the right to modify any part of the alternate dilution water policy stated in this protocol at any time. Any changes to this policy will be documented in the annual DMR posting.

*See the most current annual DMR instructions which can be found on the EPA Region 1 website at <http://www.epa.gov/region1/enforcementandassistance/dmr.html> for further important details on alternate dilution water substitution requests.*

## **V. TEST CONDITIONS AND TEST ACCEPTABILITY CRITERIA**

Method specific test conditions and TAC are to be followed and adhered to as specified in the method guidance document, EPA 821-R-02-013. If a test does not meet TAC the test must be repeated with fresh samples within 30 days of the initial test completion date.

### **V.1. Use of Reference Toxicity Testing**

Reference toxicity test results and applicable control charts must be included in the toxicity testing report.

If reference toxicity test results fall outside the control limits established by the laboratory for a specific test endpoint, a reason or reasons for this excursion must be evaluated, correction made and reference toxicity tests rerun as necessary.

If a test endpoint value exceeds the control limits at a frequency of more than one out of twenty then causes for the reference toxicity test failure must be examined and if problems are identified corrective action taken. The reference toxicity test must be repeated during the same month in which the exceedance occurred.

If two consecutive reference toxicity tests fall outside control limits, the possible cause(s) for the exceedance must be examined, corrective actions taken and a repeat of the reference toxicity test must take place immediately. Actions taken to resolve the problem must be reported.

#### V.1.a. Use of Concurrent Reference Toxicity Testing

In the case where concurrent reference toxicity testing is required due to a low frequency of testing with a particular method, if the reference toxicity test results fall slightly outside of laboratory established control limits, but the primary test met the TAC, the results of the primary test will be considered acceptable. However, if the results of the concurrent test fall well outside the established **upper** control limits i.e.  $\geq 3$  standard deviations for IC25 values and  $\geq$  two concentration intervals for NOECs, and even though the primary test meets TAC, the primary test will be considered unacceptable and must be repeated.

V.2. For the *C. dubia* test, the determination of TAC and formal statistical analyses must be performed using only the first three broods produced.

V.3. Test treatments must include 5 effluent concentrations and a dilution water control. An additional test treatment, at the permitted effluent concentration (% effluent), is required if it is not included in the dilution series.

## VI. CHEMICAL ANALYSIS

As part of each toxicity test's daily renewal procedure, pH, specific conductance, dissolved oxygen (DO) and temperature must be measured at the beginning and end of each 24-hour period in each test treatment and the control(s).

The additional analysis that must be performed under this protocol is as specified and noted in the table below.

<u>Parameter</u>	Effluent	Receiving Water	ML (mg/l)
Hardness <sup>1, 4</sup>	x	x	0.5
Total Residual Chlorine (TRC) <sup>2, 3, 4</sup>	x		0.02
Alkalinity <sup>4</sup>	x	x	2.0
pH <sup>4</sup>	x	x	--
Specific Conductance <sup>4</sup>	x	x	--
Total Solids <sup>6</sup>	x		--
Total Dissolved Solids <sup>6</sup>	x		--
Ammonia <sup>4</sup>	x	x	0.1
Total Organic Carbon <sup>6</sup>	x	x	0.5
Total Metals <sup>5</sup>			
Cd	x	x	0.0005
Pb	x	x	0.0005
Cu	x	x	0.003
Zn	x	x	0.005
Ni	x	x	0.005
Al	x	x	0.02

Other as permit requires

#### Notes:

1. Hardness may be determined by:

- APHA Standard Methods for the Examination of Water and Wastewater , 21st Edition
    - Method 2340B (hardness by calculation)
    - Method 2340C (titration)
2. Total Residual Chlorine may be performed using any of the following methods provided the required minimum limit (ML) is met.
- APHA Standard Methods for the Examination of Water and Wastewater , 21st Edition
    - Method 4500-CL E Low Level Amperometric Titration
    - Method 4500-CL G DPD Colorimetric Method
  - USEPA 1983. Manual of Methods Analysis of Water and Wastes
    - Method 330.5
3. Required to be performed on the sample used for WET testing prior to its use for toxicity testing
4. Analysis is to be performed on samples and/or receiving water, as designated in the table above, from all three sampling events.
5. Analysis is to be performed on the initial sample(s) only unless the situation arises as stated in Section III, paragraph 4
6. Analysis to be performed on initial samples only

## **VII. TOXICITY TEST DATA ANALYSIS AND REVIEW**

### **A. Test Review**

#### **1. Concentration / Response Relationship**

A concentration/response relationship evaluation is required for test endpoint determinations from both Hypothesis Testing and Point Estimate techniques. The test report is to include documentation of this evaluation in support of the endpoint values reported. The dose-response review must be performed as required in Section 10.2.6 of EPA-821-R-02-013. Guidance for this review can be found at <http://water.epa.gov/scitech/methods/cwa/> . In most cases, the review will result in one of the following three conclusions: (1) Results are reliable and reportable; (2) Results are anomalous and require explanation; or (3) Results are inconclusive and a retest with fresh samples is required.

#### **2. Test Variability (Test Sensitivity)**

This review step is separate from the determination of whether a test meets or does not meet TAC. Within test variability is to be examined for the purpose of evaluating test sensitivity. This evaluation is to be performed for the sub-lethal hypothesis testing endpoints reproduction and growth as required by the permit. The test report is to include documentation of this evaluation to support that the endpoint values reported resulted from a toxicity test of adequate sensitivity. This evaluation must be performed as required in Section 10.2.8 of EPA-821-R-02-013.

To determine the adequacy of test sensitivity, USEPA requires the calculation of test percent minimum significant difference (PMSD) values. In cases where NOEC determinations are made based on a non-parametric technique, calculation of a test PMSD value, for the sole purpose of assessing test sensitivity, shall be calculated using a comparable parametric statistical analysis technique. The calculated test PMSD is then compared to the upper and lower PMSD bounds shown for freshwater tests in Section 10.2.8.3, p. 52, Table 6 of EPA-821-R-02-013. The comparison will yield one of the following determinations.

- The test PMSD exceeds the PMSD upper bound test variability criterion in Table 6, the test results are considered highly variable and the test may not be sensitive enough to determine the presence of toxicity at the permit limit concentration (PLC). If the test results indicate that the discharge is not toxic at the PLC, then the test is considered insufficiently sensitive and must be repeated within 30 days of the initial test completion using fresh samples. If the test results indicate that the discharge is toxic at the PLC, the test is considered acceptable and does not have to be repeated.
- The test PMSD falls below the PMSD lower bound test variability criterion in Table 6, the test is determined to be very sensitive. In order to determine which treatment(s) are statistically significant and which are not, for the purpose of reporting a NOEC, the relative percent difference (RPD) between the control and each treatment must be calculated and compared to the lower PMSD boundary. See *Understanding and Accounting for Method Variability in Whole Effluent Toxicity Applications Under the NPDES Program*, EPA 833-R-00-003, June 2002, Section 6.4.2. The following link: [Understanding and Accounting for Method Variability in Whole Effluent Toxicity Applications Under the NPDES Program](#) can be used to locate the USEPA website containing this document. If the RPD for a treatment falls below the PMSD lower bound, the difference is considered statistically insignificant. If the RPD for a treatment is greater than the PMSD lower bound, then the treatment is considered statistically significant.
- The test PMSD falls within the PMSD upper and lower bounds in Table 6, the sub-lethal test endpoint values shall be reported as is.

## B. Statistical Analysis

### 1. General - Recommended Statistical Analysis Method

Refer to general data analysis flowchart, EPA 821-R-02-013, page 43

For discussion on Hypothesis Testing, refer to EPA 821-R-02-013, Section 9.6

For discussion on Point Estimation Techniques, refer to EPA 821-R-02-013, Section 9.7

### 2. *Pimephales promelas*

Refer to survival hypothesis testing analysis flowchart, EPA 821-R-02-013, page 79

Refer to survival point estimate techniques flowchart, EPA 821-R-02-013, page 80

Refer to growth data statistical analysis flowchart, EPA 821-R-02-013, page 92

### 3. *Ceriodaphnia dubia*

Refer to survival data testing flowchart, EPA 821-R-02-013, page 168

Refer to reproduction data testing flowchart, EPA 821-R-02-013, page 173

## VIII. TOXICITY TEST REPORTING

A report of results must include the following:

- Test summary sheets (2007 DMR Attachment F) which includes:
  - Facility name
  - NPDES permit number
  - Outfall number
  - Sample type
  - Sampling method
  - Effluent TRC concentration
  - Dilution water used
  - Receiving water name and sampling location
  - Test type and species
  - Test start date
  - Effluent concentrations tested (%) and permit limit concentration
  - Applicable reference toxicity test date and whether acceptable or not
  - Age, age range and source of test organisms used for testing
  - Results of TAC review for all applicable controls
  - Test sensitivity evaluation results (test PMSD for growth and reproduction)
  - Permit limit and toxicity test results
  - Summary of test sensitivity and concentration response evaluation

In addition to the summary sheets the report must include:

- A brief description of sample collection procedures
- Chain of custody documentation including names of individuals collecting samples, times and dates of sample collection, sample locations, requested analysis and lab receipt with time and date received, lab receipt personnel and condition of samples upon receipt at the lab(s)
- Reference toxicity test control charts
- All sample chemical/physical data generated, including minimum limits (MLs) and analytical methods used
- All toxicity test raw data including daily ambient test conditions, toxicity test chemistry, sample dechlorination details as necessary, bench sheets and statistical analysis
- A discussion of any deviations from test conditions
- Any further discussion of reported test results, statistical analysis and concentration-response relationship and test sensitivity review per species per endpoint

NPDES PART II STANDARD CONDITIONS  
(April 26, 2018)

TABLE OF CONTENTS

A. GENERAL CONDITIONS	Page
1. <u>Duty to Comply</u>	2
2. <u>Permit Actions</u>	3
3. <u>Duty to Provide Information</u>	4
4. <u>Oil and Hazardous Substance Liability</u>	4
5. <u>Property Rights</u>	4
6. <u>Confidentiality of Information</u>	4
7. <u>Duty to Reapply</u>	4
8. <u>State Authorities</u>	4
9. <u>Other laws</u>	5
B. OPERATION AND MAINTENANCE OF POLLUTION CONTROLS	
1. <u>Proper Operation and Maintenance</u>	5
2. <u>Need to Halt or Reduce Not a Defense</u>	5
3. <u>Duty to Mitigate</u>	5
4. <u>Bypass</u>	5
5. <u>Upset</u>	6
C. MONITORING AND RECORDS	
1. <u>Monitoring and Records</u>	7
2. <u>Inspection and Entry</u>	8
D. REPORTING REQUIREMENTS	
1. <u>Reporting Requirements</u>	8
a. Planned changes	8
b. Anticipated noncompliance	8
c. Transfers	9
d. Monitoring reports	9
e. Twenty-four hour reporting	9
f. Compliance schedules	10
g. Other noncompliance	10
h. Other information	10
i. Identification of the initial recipient for NPDES electronic reporting data	11
2. <u>Signatory Requirement</u>	11
3. <u>Availability of Reports</u>	11
E. DEFINITIONS AND ABBREVIATIONS	
1. <u>General Definitions</u>	11
2. <u>Commonly Used Abbreviations</u>	20

## NPDES PART II STANDARD CONDITIONS

(April 26, 2018)

### A. GENERAL REQUIREMENTS

#### 1. Duty to Comply

The Permittee must comply with all conditions of this permit. Any permit noncompliance constitutes a violation of the Clean Water Act (CWA or Act) and is grounds for enforcement action; for permit termination, revocation and reissuance, or modification; or denial of a permit renewal application.

- a. The Permittee shall comply with effluent standards or prohibitions established under Section 307(a) of the Clean Water Act for toxic pollutants and with standards for sewage sludge use or disposal established under Section 405(d) of the CWA within the time provided in the regulations that establish these standards or prohibitions, or standards for sewage sludge use or disposal, even if the permit has not yet been modified to incorporate the requirement.
- b. Penalties for Violations of Permit Conditions: The Director will adjust the civil and administrative penalties listed below in accordance with the Civil Monetary Penalty Inflation Adjustment Rule (83 Fed. Reg. 1190-1194 (January 10, 2018) and the 2015 amendments to the Federal Civil Penalties Inflation Adjustment Act of 1990, 28 U.S.C. § 2461 note. See Pub. L. 114-74, Section 701 (Nov. 2, 2015)). These requirements help ensure that EPA penalties keep pace with inflation. Under the above-cited 2015 amendments to inflationary adjustment law, EPA must review its statutory civil penalties each year and adjust them as necessary.

#### (1) Criminal Penalties

- (a) *Negligent Violations.* The CWA provides that any person who negligently violates permit conditions implementing Sections 301, 302, 306, 307, 308, 318, or 405 of the Act is subject to criminal penalties of not less than \$2,500 nor more than \$25,000 per day of violation, or imprisonment of not more than 1 year, or both. In the case of a second or subsequent conviction for a negligent violation, a person shall be subject to criminal penalties of not more than \$50,000 per day of violation or by imprisonment of not more than 2 years, or both.
- (b) *Knowing Violations.* The CWA provides that any person who knowingly violates permit conditions implementing Sections 301, 302, 306, 307, 308, 318, or 405 of the Act is subject to a fine of not less than \$5,000 nor more than \$50,000 per day of violation, or by imprisonment for not more than 3 years, or both. In the case of a second or subsequent conviction for a knowing violation, a person shall be subject to criminal penalties of not more than \$100,000 per day of violation, or imprisonment of not more than 6 years, or both.
- (c) *Knowing Endangerment.* The CWA provides that any person who knowingly violates permit conditions implementing Sections 301, 302, 303, 306, 307, 308, 318, or 405 of the Act and who knows at that time that he or she is placing another person in imminent danger of death or serious bodily injury shall upon conviction be subject to a fine of not more than \$250,000 or by imprisonment of not more than 15 years, or both. In the case of a second or subsequent conviction for a knowing

## NPDES PART II STANDARD CONDITIONS

(April 26, 2018)

endangerment violation, a person shall be subject to a fine of not more than \$500,000 or by imprisonment of not more than 30 years, or both. An organization, as defined in Section 309(c)(3)(B)(iii) of the Act, shall, upon conviction of violating the imminent danger provision, be subject to a fine of not more than \$1,000,000 and can be fined up to \$2,000,000 for second or subsequent convictions.

- (d) *False Statement.* The CWA provides that any person who falsifies, tampers with, or knowingly renders inaccurate any monitoring device or method required to be maintained under this permit shall, upon conviction, be punished by a fine of not more than \$10,000, or by imprisonment for not more than 2 years, or both. If a conviction of a person is for a violation committed after a first conviction of such person under this paragraph, punishment is a fine of not more than \$20,000 per day of violation, or by imprisonment of not more than 4 years, or both. The Act further provides that any person who knowingly makes any false statement, representation, or certification in any record or other document submitted or required to be maintained under this permit, including monitoring reports or reports of compliance or non-compliance shall, upon conviction, be punished by a fine of not more than \$10,000 per violation, or by imprisonment for not more than 6 months per violation, or by both.
- (2) *Civil Penalties.* The CWA provides that any person who violates a permit condition implementing Sections 301, 302, 306, 307, 308, 318, or 405 of the Act is subject to a civil penalty not to exceed the maximum amounts authorized by Section 309(d) of the Act, the 2015 amendments to the Federal Civil Penalties Inflation Adjustment Act of 1990, 28 U.S.C. § 2461 note, and 40 C.F.R. Part 19. *See* Pub. L.114-74, Section 701 (Nov. 2, 2015); 83 Fed. Reg. 1190 (January 10, 2018).
- (3) *Administrative Penalties.* The CWA provides that any person who violates a permit condition implementing Sections 301, 302, 306, 307, 308, 318, or 405 of the Act is subject to an administrative penalty as follows:
  - (a) *Class I Penalty.* Not to exceed the maximum amounts authorized by Section 309(g)(2)(A) of the Act, the 2015 amendments to the Federal Civil Penalties Inflation Adjustment Act of 1990, 28 U.S.C. § 2461 note, and 40 C.F.R. Part 19. *See* Pub. L.114-74, Section 701 (Nov. 2, 2015); 83 Fed. Reg. 1190 (January 10, 2018).
  - (b) *Class II Penalty.* Not to exceed the maximum amounts authorized by Section 309(g)(2)(B) of the Act the 2015 amendments to the Federal Civil Penalties Inflation Adjustment Act of 1990, 28 U.S.C. § 2461 note, and 40 C.F.R. Part 19. *See* Pub. L.114-74, Section 701 (Nov. 2, 2015); 83 Fed. Reg. 1190 (January 10, 2018).

### 2. Permit Actions

This permit may be modified, revoked and reissued, or terminated for cause. The filing of a request by the Permittee for a permit modification, revocation and reissuance, or termination, or a notification of planned changes or anticipated noncompliance does not stay any permit

NPDES PART II STANDARD CONDITIONS  
(April 26, 2018)

condition.

3. Duty to Provide Information

The Permittee shall furnish to the Director, within a reasonable time, any information which the Director may request to determine whether cause exists for modifying, revoking and reissuing, or terminating this permit, or to determine compliance with this permit. The Permittee shall also furnish to the Director, upon request, copies of records required to be kept by this permit.

4. Oil and Hazardous Substance Liability

Nothing in this permit shall be construed to preclude the institution of any legal action or relieve the Permittee from responsibilities, liabilities or penalties to which the Permittee is or may be subject under Section 311 of the CWA, or Section 106 of the Comprehensive Environmental Response, Compensation and Liability Act of 1980 (CERCLA).

5. Property Rights

This permit does not convey any property rights of any sort, or any exclusive privilege.

6. Confidentiality of Information

a. In accordance with 40 C.F.R. Part 2, any information submitted to EPA pursuant to these regulations may be claimed as confidential by the submitter. Any such claim must be asserted at the time of submission in the manner prescribed on the application form or instructions or, in the case of other submissions, by stamping the words "confidential business information" on each page containing such information. If no claim is made at the time of submission, EPA may make the information available to the public without further notice. If a claim is asserted, the information will be treated in accordance with the procedures in 40 C.F.R. Part 2 (Public Information).

b. Claims of confidentiality for the following information will be denied:

- (1) The name and address of any permit applicant or Permittee;
- (2) Permit applications, permits, and effluent data.

c. Information required by NPDES application forms provided by the Director under 40 C.F.R. § 122.21 may not be claimed confidential. This includes information submitted on the forms themselves and any attachments used to supply information required by the forms.

7. Duty to Reapply

If the Permittee wishes to continue an activity regulated by this permit after the expiration date of this permit, the Permittee must apply for and obtain a new permit. The Permittee shall submit a new application at least 180 days before the expiration date of the existing permit, unless permission for a later date has been granted by the Director. (The Director shall not grant permission for applications to be submitted later than the expiration date of the existing permit.)

8. State Authorities

Nothing in Parts 122, 123, or 124 precludes more stringent State regulation of any activity

## NPDES PART II STANDARD CONDITIONS

(April 26, 2018)

covered by the regulations in 40 C.F.R. Parts 122, 123, and 124, whether or not under an approved State program.

### 9. Other Laws

The issuance of a permit does not authorize any injury to persons or property or invasion of other private rights, or any infringement of State or local law or regulations.

## B. OPERATION AND MAINTENANCE OF POLLUTION CONTROLS

### 1. Proper Operation and Maintenance

The Permittee shall at all times properly operate and maintain all facilities and systems of treatment and control (and related appurtenances) which are installed or used by the permittee to achieve compliance with the conditions of this permit. Proper operation and maintenance also includes adequate laboratory controls and appropriate quality assurance procedures. This provision requires the operation of back-up or auxiliary facilities or similar systems which are installed by a permittee only when the operation is necessary to achieve compliance with the conditions of the permit.

### 2. Need to Halt or Reduce Not a Defense

It shall not be a defense for a Permittee in an enforcement action that it would have been necessary to halt or reduce the permitted activity in order to maintain compliance with the conditions of this permit.

### 3. Duty to Mitigate

The Permittee shall take all reasonable steps to minimize or prevent any discharge or sludge use or disposal in violation of this permit which has a reasonable likelihood of adversely affecting human health or the environment.

### 4. Bypass

#### a. Definitions

- (1) *Bypass* means the intentional diversion of waste streams from any portion of a treatment facility.
- (2) *Severe property damage* means substantial physical damage to property, damage to the treatment facilities which causes them to become inoperable, or substantial and permanent loss of natural resources which can reasonably be expected to occur in the absence of a bypass. Severe property damage does not mean economic loss caused by delays in production.

- b. *Bypass not exceeding limitations.* The Permittee may allow any bypass to occur which does not cause effluent limitations to be exceeded, but only if it also is for essential maintenance to assure efficient operation. These bypasses are not subject to the provisions of paragraphs (c) and (d) of this Section.

#### c. Notice

## NPDES PART II STANDARD CONDITIONS

(April 26, 2018)

- (1) *Anticipated bypass.* If the Permittee knows in advance of the need for a bypass, it shall submit prior notice, if possible at least ten days before the date of the bypass. As of December 21, 2020 all notices submitted in compliance with this Section must be submitted electronically by the Permittee to the Director or initial recipient, as defined in 40 C.F.R. § 127.2(b), in compliance with this Section and 40 C.F.R. Part 3 (including, in all cases, Subpart D to Part 3), § 122.22, and 40 C.F.R. Part 127. Part 127 is not intended to undo existing requirements for electronic reporting. Prior to this date, and independent of Part 127, Permittees may be required to report electronically if specified by a particular permit or if required to do so by state law.
- (2) *Unanticipated bypass.* The Permittee shall submit notice of an unanticipated bypass as required in paragraph D.1.e. of this part (24-hour notice). As of December 21, 2020 all notices submitted in compliance with this Section must be submitted electronically by the Permittee to the Director or initial recipient, as defined in 40 C.F.R. § 127.2(b), in compliance with this Section and 40 C.F.R. Part 3 (including, in all cases, Subpart D to Part 3), § 122.22, and 40 C.F.R. Part 127. Part 127 is not intended to undo existing requirements for electronic reporting. Prior to this date, and independent of Part 127, Permittees may be required to report electronically if specified by a particular permit or required to do so by law.

### d. *Prohibition of bypass.*

- (1) Bypass is prohibited, and the Director may take enforcement action against a Permittee for bypass, unless:
  - (a) Bypass was unavoidable to prevent loss of life, personal injury, or severe property damage;
  - (b) There were no feasible alternatives to the bypass, such as the use of auxiliary treatment facilities, retention of untreated wastes, or maintenance during normal periods of equipment downtime. This condition is not satisfied if adequate back-up equipment should have been installed in the exercise of reasonable engineering judgment to prevent a bypass which occurred during normal periods of equipment downtime or preventative maintenance; and
  - (c) The Permittee submitted notices as required under paragraph 4.c of this Section.
- (2) The Director may approve an anticipated bypass, after considering its adverse effects, if the Director determines that it will meet the three conditions listed above in paragraph 4.d of this Section.

## 5. Upset

- a. *Definition.* *Upset* means an exceptional incident in which there is an unintentional and temporary noncompliance with technology based permit effluent limitations because of factors beyond the reasonable control of the permittee. An upset does not include noncompliance to the extent caused by operational error, improperly designed treatment facilities, inadequate treatment facilities, lack of preventive maintenance, or careless or

## NPDES PART II STANDARD CONDITIONS

(April 26, 2018)

improper operation.

- b. *Effect of an upset.* An upset constitutes an affirmative defense to an action brought for noncompliance with such technology based permit effluent limitations if the requirements of paragraph B.5.c. of this section are met. No determination made during administrative review of claims that noncompliance was caused by upset, and before an action for noncompliance, is final administrative action subject to judicial review.
- c. *Conditions necessary for a demonstration of upset.* A Permittee who wishes to establish the affirmative defense of upset shall demonstrate, through properly signed, contemporaneous operating logs, or other relevant evidence that:
  - (1) An upset occurred and that the permittee can identify the cause(s) of the upset;
  - (2) The permitted facility was at the time being properly operated; and
  - (3) The permittee submitted notice of the upset as required in paragraph D.12.b.e (24-hour notice).
  - (4) The permittee complied with any remedial measures required under B.3. above.
- d. *Burden of proof.* In any enforcement proceeding the Permittee seeking to establish the occurrence of an upset has the burden of proof.

### C. MONITORING REQUIREMENTS

#### 1. Monitoring and Records

- a. Samples and measurements taken for the purpose of monitoring shall be representative of the monitored activity.
- b. Except for records of monitoring information required by this permit related to the Permittee's sewage sludge use and disposal activities, which shall be retained for a period of at least 5 years (or longer as required by 40 C.F.R. § 503), the Permittee shall retain records of all monitoring information, including all calibration and maintenance records and all original strip chart recordings for continuous monitoring instrumentation, copies of all reports required by this permit, and records of all data used to complete the application for this permit, for a period of at least 3 years from the date of the sample, measurement, report or application. This period may be extended by request of the Director at any time.
- c. Records of monitoring information shall include:
  - (1) The date, exact place, and time of sampling or measurements;
  - (2) The individual(s) who performed the sampling or measurements;
  - (3) The date(s) analyses were performed;
  - (4) The individual(s) who performed the analyses;
  - (5) The analytical techniques or methods used; and
  - (6) The results of such analyses.
- d. Monitoring must be conducted according to test procedures approved under 40 C.F.R. § 136 unless another method is required under 40 C.F.R. Subchapters N or O.
- e. The Clean Water Act provides that any person who falsifies, tampers with, or

## NPDES PART II STANDARD CONDITIONS

(April 26, 2018)

knowingly renders inaccurate any monitoring device or method required to be maintained under this permit shall, upon conviction, be punished by a fine of not more than \$10,000, or by imprisonment for not more than 2 years, or both. If a conviction of a person is for a violation committed after a first conviction of such person under this paragraph, punishment is a fine of not more than \$20,000 per day of violation, or by imprisonment of not more than 4 years, or both.

### 2. Inspection and Entry

The Permittee shall allow the Director, or an authorized representative (including an authorized contractor acting as a representative of the Administrator), upon presentation of credentials and other documents as may be required by law, to:

- a. Enter upon the Permittee's premises where a regulated facility or activity is located or conducted, or where records must be kept under the conditions of this permit;
- b. Have access to and copy, at reasonable times, any records that must be kept under the conditions of this permit;
- c. Inspect at reasonable times any facilities, equipment (including monitoring and control equipment), practices, or operations regulated or required under this permit; and
- d. Sample or monitor at reasonable times, for the purposes of assuring permit compliance or as otherwise authorized by the Clean Water Act, any substances or parameters at any location.

## D. REPORTING REQUIREMENTS

### 1. Reporting Requirements

- a. *Planned Changes.* The Permittee shall give notice to the Director as soon as possible of any planned physical alterations or additions to the permitted facility. Notice is required only when:
  - (1) The alteration or addition to a permitted facility may meet one of the criteria for determining whether a facility is a new source in 40 C.F.R. § 122.29(b); or
  - (2) The alteration or addition could significantly change the nature or increase the quantity of pollutants discharged. This notification applies to pollutants which are subject neither to effluent limitations in the permit, nor to notification requirements at 40 C.F.R. § 122.42(a)(1).
  - (3) The alteration or addition results in a significant change in the permittee's sludge use or disposal practices, and such alteration, addition, or change may justify the application of permit conditions that are different from or absent in the existing permit, including notification of additional use or disposal sites not reported during the permit application process or not reported pursuant to an approved land application plan.
- b. *Anticipated noncompliance.* The Permittee shall give advance notice to the Director of any planned changes in the permitted facility or activity which may result in noncompliance with permit requirements.

## NPDES PART II STANDARD CONDITIONS

(April 26, 2018)

- c. *Transfers.* This permit is not transferable to any person except after notice to the Director. The Director may require modification or revocation and reissuance of the permit to change the name of the permittee and incorporate such other requirements as may be necessary under the Clean Water Act. *See* 40 C.F.R. § 122.61; in some cases, modification or revocation and reissuance is mandatory.
- d. *Monitoring reports.* Monitoring results shall be reported at the intervals specified elsewhere in this permit.
  - (1) Monitoring results must be reported on a Discharge Monitoring Report (DMR) or forms provided or specified by the Director for reporting results of monitoring of sludge use or disposal practices. As of December 21, 2016 all reports and forms submitted in compliance with this section must be submitted electronically by the permittee to the Director or initial recipient, as defined in 40 C.F.R. § 127.2(b), in compliance with this Section and 40 C.F.R. Part 3 (including, in all cases, Subpart D to part 3), § 122.22, and 40 C.F.R. Part 127. Part 127 is not intended to undo existing requirements for electronic reporting. Prior to this date, and independent of Part 127, permittees may be required to report electronically if specified by a particular permit or if required to do so by State law.
  - (2) If the Permittee monitors any pollutant more frequently than required by the permit using test procedures approved under 40 C.F.R. § 136, or another method required for an industry-specific waste stream under 40 C.F.R. Subchapters N or O, the results of such monitoring shall be included in the calculation and reporting of the data submitted in the DMR or sludge reporting form specified by the Director.
  - (3) Calculations for all limitations which require averaging or measurements shall utilize an arithmetic mean unless otherwise specified by the Director in the permit.
- e. *Twenty-four hour reporting.*
  - (1) The Permittee shall report any noncompliance which may endanger health or the environment. Any information shall be provided orally within 24 hours from the time the Permittee becomes aware of the circumstances. A written report shall also be provided within 5 days of the time the Permittee becomes aware of the circumstances. The written report shall contain a description of the noncompliance and its cause; the period of noncompliance, including exact dates and times, and if the noncompliance has not been corrected, the anticipated time it is expected to continue; and steps taken or planned to reduce, eliminate, and prevent reoccurrence of the noncompliance. For noncompliance events related to combined sewer overflows, sanitary sewer overflows, or bypass events, these reports must include the data described above (with the exception of time of discovery) as well as the type of event (combined sewer overflows, sanitary sewer overflows, or bypass events), type of sewer overflow structure (e.g., manhole, combined sewer overflow outfall), discharge volumes untreated by the treatment works treating domestic sewage, types of human health and environmental impacts of the sewer overflow event, and whether the noncompliance was related to wet weather. As of December 21, 2020 all

## NPDES PART II STANDARD CONDITIONS

(April 26, 2018)

reports related to combined sewer overflows, sanitary sewer overflows, or bypass events submitted in compliance with this section must be submitted electronically by the Permittee to the Director or initial recipient, as defined in 40 C.F.R. § 127.2(b), in compliance with this Section and 40 C.F.R. Part 3 (including, in all cases Subpart D to Part 3), § 122.22, and 40 C.F.R. Part 127. Part 127 is not intended to undo existing requirements for electronic reporting. Prior to this date, and independent of Part 127, Permittees may be required to electronically submit reports related to combined sewer overflows, sanitary sewer overflows, or bypass events under this section by a particular permit or if required to do so by state law. The Director may also require Permittees to electronically submit reports not related to combined sewer overflows, sanitary sewer overflows, or bypass events under this section.

- (2) The following shall be included as information which must be reported within 24 hours under this paragraph.
    - (a) Any unanticipated bypass which exceeds any effluent limitation in the permit. *See* 40 C.F.R. § 122.41(g).
    - (b) Any upset which exceeds any effluent limitation in the permit.
    - (c) Violation of a maximum daily discharge limitation for any of the pollutants listed by the Director in the permit to be reported within 24 hours. *See* 40 C.F.R. § 122.44(g).
  - (3) The Director may waive the written report on a case-by-case basis for reports under paragraph D.1.e. of this Section if the oral report has been received within 24 hours.
- f. *Compliance Schedules.* Reports of compliance or noncompliance with, or any progress reports on, interim and final requirements contained in any compliance schedule of this permit shall be submitted no later than 14 days following each schedule date.
- g. *Other noncompliance.* The Permittee shall report all instances of noncompliance not reported under paragraphs D.1.d., D.1.e., and D.1.f. of this Section, at the time monitoring reports are submitted. The reports shall contain the information listed in paragraph D.1.e. of this Section. For noncompliance events related to combined sewer overflows, sanitary sewer overflows, or bypass events, these reports shall contain the information described in paragraph D.1.e. and the applicable required data in Appendix A to 40 C.F.R. Part 127. As of December 21, 2020 all reports related to combined sewer overflows, sanitary sewer overflows, or bypass events submitted in compliance with this section must be submitted electronically by the Permittee to the Director or initial recipient, as defined in 40 C.F.R. § 127.2(b), in compliance with this Section and 40 C.F.R. Part 3 (including, in all cases, Subpart D to Part 3), § 122.22, and 40 C.F.R. Part 127. Part 127 is not intended to undo existing requirements for electronic reporting. Prior to this date, and independent of Part 127, Permittees may be required to electronically submit reports related to combined sewer overflows, sanitary sewer overflows, or bypass events under this section by a particular permit or if required to do so by state law. The Director may also require Permittees to electronically submit reports not related to combined sewer overflows, sanitary sewer overflows, or bypass events under this Section.
- h. *Other information.* Where the Permittee becomes aware that it failed to submit any

## NPDES PART II STANDARD CONDITIONS

(April 26, 2018)

relevant facts in a permit application, or submitted incorrect information in a permit application or in any report to the Director, it shall promptly submit such facts or information.

- i. *Identification of the initial recipient for NPDES electronic reporting data.* The owner, operator, or the duly authorized representative of an NPDES-regulated entity is required to electronically submit the required NPDES information (as specified in Appendix A to 40 C.F.R. Part 127) to the appropriate initial recipient, as determined by EPA, and as defined in 40 C.F.R. § 127.2(b). EPA will identify and publish the list of initial recipients on its Web site and in the FEDERAL REGISTER, by state and by NPDES data group (see 40 C.F.R. § 127.2(c) of this Chapter). EPA will update and maintain this listing.

### 2. Signatory Requirement

- a. All applications, reports, or information submitted to the Director shall be signed and certified. *See* 40 C.F.R. §122.22.
- b. The CWA provides that any person who knowingly makes any false statement, representation, or certification in any record or other document submitted or required to be maintained under this permit, including monitoring reports or reports of compliance or non-compliance shall, upon conviction, be punished by a fine of not more than \$10,000 per violation, or by imprisonment for not more than 6 months per violation, or by both.

### 3. Availability of Reports.

Except for data determined to be confidential under paragraph A.8. above, all reports prepared in accordance with the terms of this permit shall be available for public inspection at the offices of the State water pollution control agency and the Director. As required by the CWA, effluent data shall not be considered confidential. Knowingly making any false statements on any such report may result in the imposition of criminal penalties as provided for in Section 309 of the CWA.

## E. DEFINITIONS AND ABBREVIATIONS

### 1. General Definitions

For more definitions related to sludge use and disposal requirements, see EPA Region 1's NPDES Permit Sludge Compliance Guidance document (4 November 1999, modified to add regulatory definitions, April 2018).

*Administrator* means the Administrator of the United States Environmental Protection Agency, or an authorized representative.

*Applicable standards and limitations* means all, State, interstate, and federal standards and limitations to which a "discharge," a "sewage sludge use or disposal practice," or a related activity is subject under the CWA, including "effluent limitations," water quality standards, standards of performance, toxic effluent standards or prohibitions, "best management practices," pretreatment standards, and "standards for sewage sludge use or disposal" under Sections 301, 302, 303, 304, 306, 307, 308, 403 and 405 of the CWA.

*Application* means the EPA standard national forms for applying for a permit, including any additions, revisions, or modifications to the forms; or forms approved by EPA for use in

NPDES PART II STANDARD CONDITIONS  
(April 26, 2018)

“approved States,” including any approved modifications or revisions.

*Approved program* or *approved State* means a State or interstate program which has been approved or authorized by EPA under Part 123.

*Average monthly discharge limitation* means the highest allowable average of “daily discharges” over a calendar month, calculated as the sum of all “daily discharges” measured during a calendar month divided by the number of “daily discharges” measured during that month.

*Average weekly discharge limitation* means the highest allowable average of “daily discharges” over a calendar week, calculated as the sum of all “daily discharges” measured during a calendar week divided by the number of “daily discharges” measured during that week.

*Best Management Practices (“BMPs”)* means schedules of activities, prohibitions of practices, maintenance procedures, and other management practices to prevent or reduce the pollution of “waters of the United States.” BMPs also include treatment requirements, operating procedures, and practices to control plant site runoff, spillage or leaks, sludge or waste disposal, or drainage from raw material storage.

*Bypass* see B.4.a.1 above.

*C-NOEC* or “*Chronic (Long-term Exposure Test) – No Observed Effect Concentration*” means the highest tested concentration of an effluent or a toxicant at which no adverse effects are observed on the aquatic test organisms at a specified time of observation.

*Class I sludge management facility* is any publicly owned treatment works (POTW), as defined in 40 C.F.R. § 501.2, required to have an approved pretreatment program under 40 C.F.R. § 403.8 (a) (including any POTW located in a State that has elected to assume local program responsibilities pursuant to 40 C.F.R. § 403.10 (e)) and any treatment works treating domestic sewage, as defined in 40 C.F.R. § 122.2, classified as a Class I sludge management facility by the EPA Regional Administrator, or, in the case of approved State programs, the Regional Administrator in conjunction with the State Director, because of the potential for its sewage sludge use or disposal practice to affect public health and the environment adversely.

*Contiguous zone* means the entire zone established by the United States under Article 24 of the Convention on the Territorial Sea and the Contiguous Zone.

*Continuous discharge* means a “discharge” which occurs without interruption throughout the operating hours of the facility, except for infrequent shutdowns for maintenance, process changes, or similar activities.

*CWA* means the Clean Water Act (formerly referred to as the Federal Water Pollution Control Act or Federal Water Pollution Control Act Amendments of 1972) Public Law 92-500, as amended by Public Law 95-217, Public Law 95-576, Public Law 96-483 and Public Law 97-117, 33 U.S.C. 1251 *et seq.*

*CWA and regulations* means the Clean Water Act (CWA) and applicable regulations promulgated thereunder. In the case of an approved State program, it includes State program requirements.

*Daily Discharge* means the “discharge of a pollutant” measured during a calendar day or any other 24-hour period that reasonably represents the calendar day for purposes of sampling. For

## NPDES PART II STANDARD CONDITIONS

(April 26, 2018)

pollutants with limitations expressed in units of mass, the “daily discharge” is calculated as the total mass of the pollutant discharged over the day. For pollutants with limitations expressed in other units of measurements, the “daily discharge” is calculated as the average measurement of the pollutant over the day.

*Direct Discharge* means the “discharge of a pollutant.”

*Director* means the Regional Administrator or an authorized representative. In the case of a permit also issued under Massachusetts’ authority, it also refers to the Director of the Division of Watershed Management, Department of Environmental Protection, Commonwealth of Massachusetts.

*Discharge*

- (a) When used without qualification, *discharge* means the “discharge of a pollutant.”
- (b) As used in the definitions for “interference” and “pass through,” *discharge* means the introduction of pollutants into a POTW from any non-domestic source regulated under Section 307(b), (c) or (d) of the Act.

*Discharge Monitoring Report (“DMR”)* means the EPA uniform national form, including any subsequent additions, revisions, or modifications for the reporting of self-monitoring results by permittees. DMRs must be used by “approved States” as well as by EPA. EPA will supply DMRs to any approved State upon request. The EPA national forms may be modified to substitute the State Agency name, address, logo, and other similar information, as appropriate, in place of EPA’s.

*Discharge of a pollutant* means:

- (a) Any addition of any “pollutant” or combination of pollutants to “waters of the United States” from any “point source,” or
- (b) Any addition of any pollutant or combination of pollutants to the waters of the “contiguous zone” or the ocean from any point source other than a vessel or other floating craft which is being used as a means of transportation.

This definition includes additions of pollutants into waters of the United States from: surface runoff which is collected or channeled by man; discharges through pipes, sewers, or other conveyances owned by a State, municipality, or other person which do not lead to a treatment works; and discharges through pipes, sewers, or other conveyances, leading into privately owned treatment works. This term does not include an addition of pollutants by any “indirect discharger.”

*Effluent limitation* means any restriction imposed by the Director on quantities, discharge rates, and concentrations of “pollutants” which are “discharged” from “point sources” into “waters of the United States,” the waters of the “contiguous zone,” or the ocean.

*Effluent limitation guidelines* means a regulation published by the Administrator under section 304(b) of CWA to adopt or revise “effluent limitations.”

*Environmental Protection Agency (“EPA”)* means the United States Environmental Protection Agency.

NPDES PART II STANDARD CONDITIONS  
(April 26, 2018)

*Grab Sample* means an individual sample collected in a period of less than 15 minutes.

*Hazardous substance* means any substance designated under 40 C.F.R. Part 116 pursuant to Section 311 of CWA.

*Incineration* is the combustion of organic matter and inorganic matter in sewage sludge by high temperatures in an enclosed device.

*Indirect discharger* means a nondomestic discharger introducing “pollutants” to a “publicly owned treatment works.”

*Interference* means a discharge (see definition above) which, alone or in conjunction with a discharge or discharges from other sources, both:

- (a) Inhibits or disrupts the POTW, its treatment processes or operations, or its sludge processes, use or disposal; and
- (b) Therefore is a cause of a violation of any requirement of the POTW’s NPDES permit (including an increase in the magnitude or duration of a violation) or of the prevention of sewage sludge use or disposal in compliance with the following statutory provisions and regulations or permits issued thereunder (or more stringent State or local regulations): Section 405 of the Clean Water Act, the Solid Waste Disposal Act (SWDA) (including title II, more commonly referred to as the Resources Conservation and Recovery Act (RCRA), and including State regulations contained in any State sludge management plan prepared pursuant to Subtitle D of the SDWA), the Clean Air Act, the Toxic Substances Control Act, and the Marine Protection, Research and Sanctuaries Act.

*Landfill* means an area of land or an excavation in which wastes are placed for permanent disposal, and that is not a land application unit, surface impoundment, injection well, or waste pile.

*Land application* is the spraying or spreading of sewage sludge onto the land surface; the injection of sewage sludge below the land surface; or the incorporation of sewage sludge into the soil so that the sewage sludge can either condition the soil or fertilize crops or vegetation grown in the soil.

*Land application unit* means an area where wastes are applied onto or incorporated into the soil surface (excluding manure spreading operations) for agricultural purposes or for treatment and disposal.

*LC<sub>50</sub>* means the concentration of a sample that causes mortality of 50% of the test population at a specific time of observation. The LC<sub>50</sub> = 100% is defined as a sample of undiluted effluent.

*Maximum daily discharge limitation* means the highest allowable “daily discharge.”

*Municipal solid waste landfill (MSWLF) unit* means a discrete area of land or an excavation that receives household waste, and that is not a land application unit, surface impoundment, injection well, or waste pile, as those terms are defined under 40 C.F.R. § 257.2. A MSWLF unit also may receive other types of RCRA Subtitle D wastes, such as commercial solid waste, nonhazardous sludge, very small quantity generator waste and industrial solid waste. Such a landfill may be publicly or privately owned. A MSWLF unit may be a new MSWLF unit, an existing MSWLF

## NPDES PART II STANDARD CONDITIONS

(April 26, 2018)

unit or a lateral expansion. A construction and demolition landfill that receives residential lead-based paint waste and does not receive any other household waste is not a MSWLF unit.

### *Municipality*

- (a) When used without qualification *municipality* means a city, town, borough, county, parish, district, association, or other public body created by or under State law and having jurisdiction over disposal of sewage, industrial wastes, or other wastes, or an Indian tribe or an authorized Indian tribal organization, or a designated and approved management agency under Section 208 of CWA.
- (b) As related to sludge use and disposal, *municipality* means a city, town, borough, county, parish, district, association, or other public body (including an intermunicipal Agency of two or more of the foregoing entities) created by or under State law; an Indian tribe or an authorized Indian tribal organization having jurisdiction over sewage sludge management; or a designated and approved management Agency under Section 208 of the CWA, as amended. The definition includes a special district created under State law, such as a water district, sewer district, sanitary district, utility district, drainage district, or similar entity, or an integrated waste management facility as defined in Section 201 (e) of the CWA, as amended, that has as one of its principal responsibilities the treatment, transport, use or disposal of sewage sludge.

*National Pollutant Discharge Elimination System* means the national program for issuing, modifying, revoking and reissuing, terminating, monitoring and enforcing permits, and imposing and enforcing pretreatment requirements, under Sections 307, 402, 318, and 405 of the CWA. The term includes an “approved program.”

*New Discharger* means any building, structure, facility, or installation:

- (a) From which there is or may be a “discharge of pollutants:”
- (b) That did not commence the “discharge of pollutants” at a particular “site” prior to August 13, 1979;
- (c) Which is not a “new source:” and
- (d) Which has never received a finally effective NPDES permit for discharges at that “site.”

This definition includes an “indirect discharger” which commences discharging into “waters of the United States” after August 13, 1979. It also includes any existing mobile point source (other than an offshore or coastal oil and gas exploratory drilling rig or a coastal oil and gas exploratory drilling rig or a coastal oil and gas exploratory drilling rig or a coastal oil and gas developmental drilling rig) such as a seafood processing rig, seafood processing vessel, or aggregate plant, that begins discharging at a “site” for which it does not have a permit; and any offshore or coastal mobile oil and gas exploratory drilling rig or coastal mobile oil and gas developmental drilling rig that commences the discharge of pollutants after August 13, 1979, at a “site” under EPA’s permitting jurisdiction for which it is not covered by an individual or general permit and which is located in an area determined by the Director in the issuance of a final permit to be in an area of biological concern. In determining whether an area is an area of biological concern, the Director shall consider the factors specified in 40 C.F.R. §§ 125.122 (a) (1) through (10).

An offshore or coastal mobile exploratory drilling rig or coastal mobile developmental drilling

## NPDES PART II STANDARD CONDITIONS

(April 26, 2018)

rig will be considered a “new discharger” only for the duration of its discharge in an area of biological concern.

*New source* means any building, structure, facility, or installation from which there is or may be a “discharge of pollutants,” the construction of which commenced:

- (a) After promulgation of standards of performance under Section 306 of CWA which are applicable to such source, or
- (b) After proposal of standards of performance in accordance with Section 306 of CWA which are applicable to such source, but only if the standards are promulgated in accordance with Section 306 within 120 days of their proposal.

*NPDES* means “National Pollutant Discharge Elimination System.”

*Owner or operator* means the owner or operator of any “facility or activity” subject to regulation under the NPDES programs.

*Pass through* means a Discharge (see definition above) which exits the POTW into waters of the United States in quantities or concentrations which, alone or in conjunction with a discharge or discharges from other sources, is a cause of a violation of any requirement of the POTW’s NPDES permit (including an increase in the magnitude or duration of a violation).

*Pathogenic organisms* are disease-causing organisms. These include, but are not limited to, certain bacteria, protozoa, viruses, and viable helminth ova.

*Permit* means an authorization, license, or equivalent control document issued by EPA or an “approved State” to implement the requirements of Parts 122, 123, and 124. “Permit” includes an NPDES “general permit” (40 C.F.R. § 122.28). Permit does not include any permit which has not yet been the subject of final agency action, such as a “draft permit” or “proposed permit.”

*Person* means an individual, association, partnership, corporation, municipality, State or Federal agency, or an agent or employee thereof.

*Person who prepares sewage sludge* is either the person who generates sewage sludge during the treatment of domestic sewage in a treatment works or the person who derives a material from sewage sludge.

*pH* means the logarithm of the reciprocal of the hydrogen ion concentration measured at 25° Centigrade or measured at another temperature and then converted to an equivalent value at 25° Centigrade.

*Point Source* means any discernible, confined, and discrete conveyance, including but not limited to, any pipe, ditch, channel, tunnel, conduit, well, discrete fissure, container, rolling stock, concentrated animal feeding operation, landfill leachate collection system, vessel or other floating craft from which pollutants are or may be discharged. This term does not include return flows from irrigated agriculture or agricultural storm water runoff (see 40 C.F.R. § 122.3).

*Pollutant* means dredged spoil, solid waste, incinerator residue, filter backwash, sewage, garbage, sewage sludge, munitions, chemical wastes, biological materials, radioactive materials (except those regulated under the Atomic Energy Act of 1954, as amended (42 U.S.C. 2011 *et seq.*)), heat, wrecked or discarded equipment, rock, sand, cellar dirt and industrial, municipal,

## NPDES PART II STANDARD CONDITIONS

(April 26, 2018)

and agricultural waste discharged into water. It does not mean:

- (a) Sewage from vessels; or
- (b) Water, gas, or other material which is injected into a well to facilitate production of oil or gas, or water derived in association with oil and gas production and disposed of in a well, if the well is used either to facilitate production or for disposal purposes is approved by the authority of the State in which the well is located, and if the State determines that the injection or disposal will not result in the degradation of ground or surface water resources.

*Primary industry category* means any industry category listed in the NRDC settlement agreement (*Natural Resources Defense Council et al. v. Train*, 8 E.R.C. 2120 (D.D.C. 1976), *modified* 12 E.R.C. 1833 (D. D.C. 1979)); also listed in Appendix A of 40 C.F.R. Part 122.

*Privately owned treatment works* means any device or system which is (a) used to treat wastes from any facility whose operator is not the operator of the treatment works and (b) not a "POTW."

*Process wastewater* means any water which, during manufacturing or processing, comes into direct contact with or results from the production or use of any raw material, intermediate product, finished product, byproduct, or waste product.

*Publicly owned treatment works (POTW)* means a treatment works as defined by Section 212 of the Act, which is owned by a State or municipality (as defined by Section 504(4) of the Act). This definition includes any devices and systems used in the storage, treatment, recycling and reclamation of municipal sewage or industrial wastes of a liquid nature. It also includes sewers, pipes and other conveyances only if they convey wastewater to a POTW Treatment Plant. The term also means the municipality as defined in Section 502(4) of the Act, which has jurisdiction over the Indirect Discharges to and the discharges from such a treatment works.

*Regional Administrator* means the Regional Administrator, EPA, Region I, Boston, Massachusetts.

*Secondary industry category* means any industry which is not a "primary industry category."

*Septage* means the liquid and solid material pumped from a septic tank, cesspool, or similar domestic sewage treatment system, or a holding tank when the system is cleaned or maintained.

*Sewage Sludge* means any solid, semi-solid, or liquid residue removed during the treatment of municipal waste water or domestic sewage. Sewage sludge includes, but is not limited to, solids removed during primary, secondary, or advanced waste water treatment, scum, septage, portable toilet pumpings, type III marine sanitation device pumpings (33 C.F.R. Part 159), and sewage sludge products. Sewage sludge does not include grit or screenings, or ash generated during the incineration of sewage sludge.

*Sewage sludge incinerator* is an enclosed device in which only sewage sludge and auxiliary fuel are fired.

*Sewage sludge unit* is land on which only sewage sludge is placed for final disposal. This does not include land on which sewage sludge is either stored or treated. Land does not include waters of the United States, as defined in 40 C.F.R. § 122.2.

NPDES PART II STANDARD CONDITIONS  
(April 26, 2018)

*Sewage sludge use or disposal practice* means the collection, storage, treatment, transportation, processing, monitoring, use, or disposal of sewage sludge.

*Significant materials* includes, but is not limited to: raw materials; fuels; materials such as solvents, detergents, and plastic pellets; finished materials such as metallic products; raw materials used in food processing or production; hazardous substance designated under Section 101(14) of CERCLA; any chemical the facility is required to report pursuant to Section 313 of title III of SARA; fertilizers; pesticides; and waste products such as ashes, slag and sludge that have the potential to be released with storm water discharges.

*Significant spills* includes, but is not limited to, releases of oil or hazardous substances in excess of reportable quantities under Section 311 of the CWA (see 40 C.F.R. §§ 110.10 and 117.21) or Section 102 of CERCLA (see 40 C.F.R. § 302.4).

*Sludge-only facility* means any “treatment works treating domestic sewage” whose methods of sewage sludge use or disposal are subject to regulations promulgated pursuant to section 405(d) of the CWA, and is required to obtain a permit under 40 C.F.R. § 122.1(b)(2).

*State* means any of the 50 States, the District of Columbia, Guam, the Commonwealth of Puerto Rico, the Virgin Islands, American Samoa, the Commonwealth of the Northern Mariana Islands, the Trust Territory of the Pacific Islands, or an Indian Tribe as defined in the regulations which meets the requirements of 40 C.F.R. § 123.31.

*Store or storage of sewage sludge* is the placement of sewage sludge on land on which the sewage sludge remains for two years or less. This does not include the placement of sewage sludge on land for treatment.

*Storm water* means storm water runoff, snow melt runoff, and surface runoff and drainage.

*Storm water discharge associated with industrial activity* means the discharge from any conveyance that is used for collecting and conveying storm water and that is directly related to manufacturing, processing, or raw materials storage areas at an industrial plant.

*Surface disposal site* is an area of land that contains one or more active sewage sludge units

*Toxic pollutant* means any pollutant listed as toxic under Section 307(a)(1) or, in the case of “sludge use or disposal practices,” any pollutant identified in regulations implementing Section 405(d) of the CWA.

*Treatment works treating domestic sewage* means a POTW or any other sewage sludge or waste water treatment devices or systems, regardless of ownership (including federal facilities), used in the storage, treatment, recycling, and reclamation of municipal or domestic sewage, including land dedicated for the disposal of sewage sludge. This definition does not include septic tanks or similar devices.

For purposes of this definition, “domestic sewage” includes waste and waste water from humans or household operations that are discharged to or otherwise enter a treatment works. In States where there is no approved State sludge management program under Section 405(f) of the CWA, the Director may designate any person subject to the standards for sewage sludge use and disposal in 40 C.F.R. Part 503 as a “treatment works treating domestic sewage,” where he or she finds that there is a potential for adverse effects on public health and the environment from poor sludge quality or poor sludge handling, use or disposal practices, or where he or she finds that

## NPDES PART II STANDARD CONDITIONS

(April 26, 2018)

such designation is necessary to ensure that such person is in compliance with 40 C.F.R. Part 503.

*Upset* see B.5.a. above.

*Vector attraction* is the characteristic of sewage sludge that attracts rodents, flies, mosquitoes, or other organisms capable of transporting infectious agents.

*Waste pile* or *pile* means any non-containerized accumulation of solid, non-flowing waste that is used for treatment or storage.

*Waters of the United States* or *waters of the U.S.* means:

- (a) All waters which are currently used, were used in the past, or may be susceptible to use in interstate or foreign commerce, including all waters which are subject to the ebb and flow of the tide;
- (b) All interstate waters, including interstate “wetlands;”
- (c) All other waters such as intrastate lakes, rivers, streams (including intermittent streams), mudflats, sandflats, “wetlands”, sloughs, prairie potholes, wet meadows, playa lakes, or natural ponds the use, degradation, or destruction of which would affect or could affect interstate or foreign commerce including any such waters:
  - (1) Which are or could be used by interstate or foreign travelers for recreational or other purpose;
  - (2) From which fish or shellfish are or could be taken and sold in interstate or foreign commerce; or
  - (3) Which are used or could be used for industrial purposes by industries in interstate commerce;
- (d) All impoundments of waters otherwise defined as waters of the United States under this definition;
- (e) Tributaries of waters identified in paragraphs (a) through (d) of this definition;
- (f) The territorial sea; and
- (g) “Wetlands” adjacent to waters (other than waters that are themselves wetlands) identified in paragraphs (a) through (f) of this definition.

Waste treatment systems, including treatment ponds or lagoons designed to meet the requirements of CWA (other than cooling ponds as defined in 40 C.F.R. § 423.11(m) which also meet the criteria of this definition) are not waters of the United States. This exclusion applies only to manmade bodies of water which neither were originally created in waters of the United States (such as disposal area in wetlands) nor resulted from the impoundment of waters of the United States. Waters of the United States do not include prior converted cropland. Notwithstanding the determination of an area’s status as prior converted cropland by any other federal agency, for the purposes of the Clean Water Act, the final authority regarding Clean Water Act jurisdiction remains with EPA.

NPDES PART II STANDARD CONDITIONS  
(April 26, 2018)

*Wetlands* means those areas that are inundated or saturated by surface or groundwater at a frequency and duration sufficient to support, and that under normal circumstances do support, a prevalence of vegetation typically adapted for life in saturated soil conditions. Wetlands generally include swamps, marshes, bogs, and similar areas.

*Whole Effluent Toxicity (WET)* means the aggregate toxic effect of an effluent measured directly by a toxicity test.

*Zone of Initial Dilution (ZID)* means the region of initial mixing surrounding or adjacent to the end of the outfall pipe or diffuser ports, provided that the ZID may not be larger than allowed by mixing zone restrictions in applicable water quality standards.

2. Commonly Used Abbreviations

BOD	Five-day biochemical oxygen demand unless otherwise specified
CBOD	Carbonaceous BOD
CFS	Cubic feet per second
COD	Chemical oxygen demand
Chlorine	
Cl <sub>2</sub>	Total residual chlorine
TRC	Total residual chlorine which is a combination of free available chlorine (FAC, see below) and combined chlorine (chloramines, etc.)
TRO	Total residual chlorine in marine waters where halogen compounds are present
FAC	Free available chlorine (aqueous molecular chlorine, hypochlorous acid, and hypochlorite ion)
Coliform	
Coliform, Fecal	Total fecal coliform bacteria
Coliform, Total	Total coliform bacteria
Cont.	Continuous recording of the parameter being monitored, i.e. flow, temperature, pH, etc.
Cu. M/day or M <sup>3</sup> /day	Cubic meters per day
DO	Dissolved oxygen
kg/day	Kilograms per day
lbs/day	Pounds per day

NPDES PART II STANDARD CONDITIONS  
(April 26, 2018)

mg/L	Milligram(s) per liter
mL/L	Milliliters per liter
MGD	Million gallons per day
Nitrogen	
Total N	Total nitrogen
NH <sub>3</sub> -N	Ammonia nitrogen as nitrogen
NO <sub>3</sub> -N	Nitrate as nitrogen
NO <sub>2</sub> -N	Nitrite as nitrogen
NO <sub>3</sub> -NO <sub>2</sub>	Combined nitrate and nitrite nitrogen as nitrogen
TKN	Total Kjeldahl nitrogen as nitrogen
Oil & Grease	Freon extractable material
PCB	Polychlorinated biphenyl
Surfactant	Surface-active agent
Temp. °C	Temperature in degrees Centigrade
Temp. °F	Temperature in degrees Fahrenheit
TOC	Total organic carbon
Total P	Total phosphorus
TSS or NFR	Total suspended solids or total nonfilterable residue
Turb. or Turbidity	Turbidity measured by the Nephelometric Method (NTU)
µg/L	Microgram(s) per liter
WET	“Whole effluent toxicity”
ZID	Zone of Initial Dilution

**RESPONSE TO COMMENTS  
NPDES PERMIT NO. MA0100153  
LEE WASTEWATER TREATMENT PLANT  
LEE, MASSACHUSETTS**

The U.S. Environmental Protection Agency's New England Region ("EPA") and the Massachusetts Department of Environmental Protection ("MassDEP") are issuing a Final National Pollutant Discharge Elimination System ("NPDES") Permit for the Lee Wastewater Treatment Facility ("WWTF") located in Lee, Massachusetts. This permit is being issued under the Federal Clean Water Act (CWA), 33 U.S.C., §§ 1251 *et. seq.*, and the Massachusetts Clean Waters Act, M.G.L. Ch. 21, §§ 26-35.

In accordance with the provisions of 40 C.F.R. §124.17, this document presents EPA's responses to comments received on the Draft NPDES Permit # MA0100153 ("Draft Permit"). The Response to Comments explains and supports EPA's determinations that form the basis of the Final Permit. From June 21, 2019 through July 22, 2019, EPA and MassDEP (together, the "Agencies") solicited public comments on the Draft Permit.

EPA and MassDEP received comments from:

- DPC Engineering, on behalf of the Town of Lee (the "permittee" or the "Town")
- Massachusetts Water Works Association ("MWWA")
- Connecticut Department of Energy and Environmental Protection ("CTDEEP")
- Springfield Water and Sewer Commission ("SWSC")
- National Association of Clean Water Agencies ("NACWA")

EPA received one additional comment letter that arrived on July 23rd, a day after the close of the comment period. Since the late-arriving comments were untimely, and in any event did not include new data or new information, they were not incorporated into this Response to Comments document.

Although the Agencies' knowledge of the facility has benefited from the various comments and additional information submitted, the information and arguments presented did not raise any substantial new questions concerning the permit that warranted the Agencies exercising their discretion to reopen the public comment period. The Agencies did, however, make certain clarifications in response to comments and updated reporting language, consistent with new regulations. These improvements and changes are explained in this document and reflected in the Final Permit. Below, the agencies provide a summary of the changes made in the Final Permit. The analyses underlying these changes are contained in the responses to individual comments that follow.

A copy of the Final Permit and this response to comments document will be posted on the EPA Region 1 web site: [http://www.epa.gov/region1/npdes/permits\\_listing\\_ma.html](http://www.epa.gov/region1/npdes/permits_listing_ma.html).

A copy of the Final Permit may be also obtained by writing or calling Doug MacLean, USEPA, 5 Post Office Square, Suite 100 (Mail Code: 06-4), Boston, MA 02109-3912; Telephone: (617) 918-1608; Email [maclean.douglas@epa.gov](mailto:maclean.douglas@epa.gov).

## TABLE OF CONTENTS

Summary of Changes to the Final Permit .....	3
General Response to Comments on Long Island Sound (LIS) NPDES “Out-of-Basin” Total Nitrogen Permitting Approach.....	3
I.    Introduction and Description of Permitting Approach .....	3
II.   Refinement of Out-of-Basin Permitting Approach .....	5
III.  Principal Objections to EPA’s Chosen Out-of-Basin Permitting Approach.....	6
IV.   Statutory, Regulation and Environmental Context for EPA’s Chosen Out-of-Basin Permitting Approach.....	8
A.   National Pollutant Discharge Elimination System Permits Generally .....	8
B.   Impaired Waters and Total Maximum Daily Load .....	9
C.   The Relationship Between NPDES Permitting and TMDLs.....	10
D.   The Nutrient Limits Are Consistent with the Assumptions and Requirements of the LIS TMDL .....	12
E.   The Nutrient Limits are Imposed Based on a Finding of Reasonable Potential to Cause or Contribute to an Exceedance of Water Quality Standards; Constitute a Translation of the States’ Narrative Nutrient Water Quality Standards; Are Necessary to Ensure Compliance with Water Quality Standards, Including Antidegradation .....	13
Specific Comments and Responses .....	16
V.    Comments from Anthony DeSimone, Senior Project Manager, DPC Engineering, on behalf of the Town of Lee:.....	16
VI.   Comments from Jennifer A. Pederson, Executive Director, Massachusetts Water Works Association, on July 10, 2019.....	18
VII.  Comments from Denise Ruzicka, Director, Water Planning and Management Division, Bureau of Land Protection and Water Reuse, Connecticut Department of Energy and Environmental Protection, on July 18, 2019.....	20
VIII. Comments from Joshua D. Schimmel, Executive Director, Springfield Water and Sewer Commission, on July 22, 2019.....	24
IX.   Comments from Adam Krantz, CEO, National Association of Clean Water Agencies, on July 22, 2019 .....	35

## APPENDICES

Appendix A – Summary of Out-of-Basin Loads 2013 – 2018

## SUMMARY OF CHANGES TO THE FINAL PERMIT

1. On page 16, under Part I.G.3.a., after the first sentence, the following sentence was added: “The permittee shall implement the recommended operational changes in order to minimize the discharge loading of nitrogen.” This language was added for clarification purposes. See Response 9.
2. The reporting requirements in Part H of the permit have been updated to reflect the current e-reporting web sites as well as new electronic reporting requirements for bypasses and sanitary sewer overflows. In addition, EPA Region 1 contact information was updated to reflect the region’s recent reorganization and new mail codes with references to: the Water Division (“WD”), the Enforcement and Compliance Assurance Division (“ECAD”) and, within ECAD, the Water Compliance Section.

## GENERAL RESPONSE TO COMMENTS ON LONG ISLAND SOUND (“LIS”) NPDES “OUT-OF-BASIN” TOTAL NITROGEN PERMITTING APPROACH

Numerous comments were received regarding the new total nitrogen (“TN”) effluent limits. This General Nitrogen Response provides a comprehensive answer, in the complex context of the Clean Water Act (“CWA”), implementing regulations, case law and technical considerations, to many of the comments received regarding the new TN effluent limits and is referenced in many of the responses to those specific comments that follow.

### I. Introduction and Description of Permitting Approach<sup>1</sup>

EPA has adopted a systemic, state-by-state approach to reduce out-of-basin loading of nitrogen pollution into Long Island Sound from publicly owned treatment works (“POTW”) point sources in Massachusetts, New Hampshire, and Vermont, through the coordinated issuance of individual NPDES permits (“Out-of-Basin Permitting Approach”). These out-of-basin facilities have not

---

<sup>1</sup> It should be clarified that the NPDES out-of-basin permitting approach described here is distinct from the Long Island Sound Nitrogen Reduction Strategy. In December 2015, EPA sent a letter to the environmental agency commissioners of MA, CT, NY, VT and NH setting forth a post-TMDL EPA Long Island Sound Nitrogen Reduction Strategy (the “LIS Strategy”) for waters in the LIS watershed. The strategy recognizes that more work may need to be done to reduce nitrogen levels, further improve dissolved oxygen (“DO”) conditions, and attain other related water quality standards in LIS, particularly in coastal embayments and the estuarine portions of rivers that flow into the Sound.

EPA is working to establish nitrogen thresholds for Western LIS and several coastal embayments, including the mouth of the Housatonic River. Currently, EPA is responding to comments on our threshold modelling methodology from the public, external technical reviewers and our state and county partners. Documents regarding the LIS Strategy are available for public access on EPA’s Long Island Sound website (<http://longislandsoundstudy.net/issues-actions/water-quality/nitrogen-strategy/>). Upon completion of establishing thresholds and assessing the water quality conditions of the estuarine waters of the Housatonic River, allocations of total nitrogen loadings may be lowered if further reductions are necessary. Thus, while EPA’s current systemic NPDES permitting approach discussed in this general comment, and embodied in this permit, do not currently rely on data from the LIS Strategy, future efforts to establish permit limits could be informed by relevant data and recommendations that result from the LIS Strategy effort. If reductions are needed for the Great Barrington discharge, a lower water quality-based effluent limit will be added in a future permit action. If so, EPA anticipates exploring possible trading approaches for nitrogen loading in the Massachusetts portion of the Housatonic River watershed.

been assigned waste load allocations (“WLAs”) under the Long Island Sound Total Maximum Daily Load (“TMDL”) approved by EPA in 2000. The task of allocating nitrogen loads among these facilities in a manner that ensures compliance with water quality standards, as required under Section 301 of the Clean Water Act (“CWA” or “Act”), falls to EPA. That EPA would implement any necessary reductions through the issuance and oversight of NPDES permits was expressly assumed by the TMDL. Uncontested on the record before EPA in this permit proceeding are two facts: first, that significant amounts of nitrogen (as much as 6 million pounds per year, based on the sum of the maximum annual discharge from each out-of-basin discharger from 2013 to 2017) from out-of-basin facilities discharge to the LIS watershed, and, second, that ongoing nitrogen water quality impairments exist in LIS.

When confronting the difficult environmental regulatory problem of controlling or accounting for discharges into a complex water body like Long Island Sound, EPA was presented with a variety of potential permitting approaches. Long Island Sound is a nitrogen-impaired water body spanning 1268 square miles, and implicating the sometimes divergent interests of five states, dozens of municipalities and numerous non-governmental organizations (“NGOs”) and members of the public. In developing its overarching permitting approach, as well as each individual permit, EPA carefully considered, but ultimately rejected, several possible alternatives, on two principal grounds: (1) that they were not sufficiently protective to assure that all the applicable requirements of the Act would be met (*i.e.*, they lacked enforceable TN effluent limitations to *ensure* as a matter of law that nitrogen loads would be maintained at protective levels), or (2) that they would entail unwarranted uncertainty and delay (*i.e.*, they called for the development of new or revised TMDLs or for development of extensive new data collection or modelling, even though the permits at issue have long-since expired and water quality impairments are ongoing).

Rather than approach this complex permitting task on an *ad hoc* basis, EPA instead fashioned a systemic permitting approach designed to comprehensively regulate nitrogen loading from out-of-basin nitrogen sources on a gross, basin-level scale. EPA addressed the existing TN loading to ensure achievement of the following overarching objectives:

- the overall out-of-basin TN load does not increase, given that the LIS is already nitrogen impaired;
- effluent limits are annual average mass-based, consistent with the assumptions of the TMDL;
- no individual facility is left with an effluent limit that is not achievable using readily available treatment technology at the facility’s design flow; and
- smaller facilities can achieve their limits through optimization.

EPA’s derivation of effluent limitations to implement these objectives, based on its best professional judgment and information reasonably available to the permit writer at the time of permit issuance, consists of three essential parts:

- First, EPA *identified* the existing aggregate load from all contributing facilities in a given state.

- Second, because Long Island Sound is already nitrogen impaired and failing to achieve applicable water quality standards, EPA *capped* that load to avoid contributing to further impairments.
- Third, EPA *allocated* the load according to a water quality-related consideration rationally related to achieving water quality standards in Long Island Sound and carrying out the objective of the Act.

In the case of Massachusetts, that consideration was facility *size*, with loads were distributed based on the design flow of the POTW treatment plants. In deriving design-flow-based effluent limitations, EPA utilized the following methodology:

- Estimated the current maximum out-of-basin annual point source load using data for the five years prior to the year of the Draft Permit, consistent with Region 1's practice of using the most recent five years of data in the derivation of effluent limits for permits and EPA guidance (see estimate of recent effluent loadings in Appendix A)<sup>2</sup>;
- Prioritized effluent limits for major POTW facilities with design flow greater than 1 MGD, consistent with the definition of major facility in 40 C.F.R. §122.2;<sup>3</sup>
- Developed mass-based rolling annual average TN effluent limits based on design flow (consistent with 40 C.F.R. § 122.45(b)(1)) and effluent concentrations that can be achieved by means of currently available nitrogen removal technology for all facilities and the design flow for each facility, where effluent limit (lb/day) = Concentration (mg/L) x Design Flow (MGD) x 8.345;
- For POTW facilities with design flow less than 10 MGD, based limits on concentrations that can typically be achieved through optimization, with more aggressive optimization expected for facilities with design flow greater than 5 MGD; and,
- For the four POTW facilities with design flow greater than 10 MGD (which together comprise more than half of the total Massachusetts load to LIS), based limits on concentrations achievable through optimization or upgrades.

## II. Refinement of Out-of-Basin Permitting Approach

Previous permitting actions for Massachusetts dischargers in the LIS watershed included special conditions requiring the facility to optimize system operation to meet existing levels. These conditions were based on an agreement forged in 2012 among the five LIS watershed states, known as the Enhanced Implementation Plan ("EIP").<sup>4</sup> The EIP included the following requirements for out-of-basin point source dischargers:

---

<sup>2</sup> NPDES Permit Writer's Manual, EPA-833-K-10-001, September 2010, page 5-30, available at: [https://www.epa.gov/sites/production/files/2015-09/documents/pwm\\_2010.pdf](https://www.epa.gov/sites/production/files/2015-09/documents/pwm_2010.pdf), page.

<sup>3</sup> NPDES Permit Writer's Manual, EPA-833-K-10-001, September 2010, page 2-17, available at: [https://www.epa.gov/sites/production/files/2015-09/documents/pwm\\_2010.pdf](https://www.epa.gov/sites/production/files/2015-09/documents/pwm_2010.pdf)

<sup>4</sup> Long Island Sound Study Steering Committee, NY, CT, MA, NH, VT, *Enhanced Implementation Plan for the Long Island Sound Total Maximum Daily Load*, 2012. Available at: <https://neiwpcc.org/our-programs/pollution-control/lis-tmdl/>.

Consistent with the 2000 TMDL<sup>i</sup>, EPA and the tributary states will implement a tributary state wastewater treatment plant (“WWTP”) permitting strategy with a goal of essentially capping existing WWTP total nitrogen loads at or near existing levels until agreement is reached on final allocations and how they will be achieved.

- i. Cap upstream state WWTPs at or near existing total nitrogen loads.
- ii. Require optimization studies for upstream state WWTPs.
- iii. Establish nitrogen monitoring requirements.

---

Footnotes:

<sup>i</sup> Example permit language from a permit issued in 2010 for the Town of Charlestown, NH WWTP 1) For optimization studies: Within one (1) year of the effective date of the permit, the permittee shall complete an evaluation of alternative methods of operating the existing wastewater treatment facility to optimize the removal of nitrogen, and submit a report to EPA and NHDES-WD documenting this evaluation and presenting a description of recommended operational changes. The methods to be evaluated include, but are not limited to, operational changes designed to enhance nitrification (seasonal and year-round), incorporation of anoxic zones, septage receiving policies and procedures, and side stream management. The permittee shall implement the recommended operational changes in order to maintain the existing mass discharge loading of total nitrogen. The annual average total nitrogen load from this facility (2004 – 2005) is estimated to be approximately 60 lbs/day. The permittee shall also submit an annual report to EPA and NHDES-WD, by February 1st of each year that summarizes activities related to optimizing nitrogen removal efficiencies, documents the annual nitrogen discharge load from the facility, and tracks trends relative to the previous year. 2) For nitrogen monitoring requirements: Total Kjeldahl nitrogen, ammonia nitrogen, nitrite nitrogen, and nitrate nitrogen samples shall be collected concurrently and the results reported once per month. (Weekly monitoring is required at facilities with greater than 1MGD design flow). The results of these analyses shall be used to calculate both the concentration and mass loadings of total nitrogen (total nitrogen = total Kjeldahl nitrogen + total nitrate nitrogen + total nitrite nitrogen).

<sup>ii</sup> EPA and the delegated states will enforce permits consistent with the requirements of the permit with consideration given to the quality of the data used to determine the annual average nitrogen load limit and the overall strategy objective of capping existing WWTP annual average total nitrogen loads. The annual average total nitrogen load (in lbs/day) is equal to the sum of the average daily total nitrogen loading values for each month from January through December (in lbs/day), divided by 12.

Thus far, while NPDES permits issued for most out-of-basin dischargers in recent years have included the optimization provisions in accordance with the EIP approach, they have not included an enforceable cap. The new TN load-based limit is intended to provide such a cap and is a natural outgrowth of the TMDL implementation plan.

### **III. Principal Objections to EPA’s Chosen Out-of-Basin Permitting Approach**

Overall, commenters objecting to the approach adopted by EPA misapprehend the legal framework governing EPA’s derivation of NPDES effluent limitations under CWA § 402, which under federal regulations must not only be consistent with the assumptions and requirements of any available WLA, but also must ensure compliance with applicable water quality standards pursuant to CWA § 301, based on information reasonably available to EPA at the time of permit reissuance.

Several comments argue that compliance with the nitrogen reductions assumed by the LIS TMDL preclude the imposition of further nitrogen controls on the facility, or rely on the closely related proposition that EPA must await the development and approval of new, facility-specific WLAs for the out-of-basin POTWs prior to imposing effluent limitations, even if there is

evidence of ongoing water quality impairments in the receiving waters (a fact not disputed on the permit record). These positions, however, are unfounded, as the Environmental Appeals Board and United States Court of Appeals for the First Circuit have repeatedly and unambiguously held that EPA need *not* await development of an EPA-approved, facility-specific WLA, or collection of new water quality data or creation of new models, in order to independently develop and impose a water quality-based effluent limitation stringent enough to satisfy CWA § 301 at the time of permit reissuance. See *City of Taunton v. U.S. Env'tl. Prot. Agency*, 895 F.3d 120 (1st Cir. 2018), cert. denied, 586 U.S. \_\_\_, \_\_\_ S. Ct. \_\_ (2019); *Upper Blackstone Water Pollution Abatement Dist. v. U.S. Env'tl. Prot. Agency*, 690 F.3d 9 (1st Cir. 2012), cert. denied, 133 S. Ct. 2382 (2013).

Additionally, some comments appear to misconstrue the basis for the permit limits for the out-of-basin dischargers, improperly characterizing that foundation as the WLA established for POTWs discharging directly into Long Island Sound. By this, they imply that the permit need only comply with the WLA, as opposed to the Act as a whole. This view is incorrect in at least two ways. First, as a factual matter, the out-of-basin dischargers were not assigned a WLA; reductions from these sources were an *assumption* of the LIS WLA. Second, EPA's permit limits were not only developed to be consistent with the LIS WLA, but also derived from water quality standards under CWA § 303, which may lead to the imposition to more stringent effluent limitations necessary to achieve those standards, as EPA is obligated to do under CWA § 301. Thus, in accordance with the Act and EPA's implementing regulations, they have been: (1) written to be "consistent" with the assumptions and requirements of the LIS WLA, which was established based on an assumption that out-of-basin sources of nitrogen would be reduced by 25%; and (2) made more stringent than that assumption in order to comply with CWA § 301, based on information available to EPA at the time of permit reissuance, specifically, evidence of ongoing nitrogen-driven impairments in LIS.

Some comments suggest that *voluntary* reductions by the out-of-basin dischargers are sufficient to ensure compliance with applicable water quality standards under Section 301 of the Act. The Region disagrees. One long-standing principle is that permits must "ensure" compliance with water quality requirements. See 40 C.F.R. § 122.4(d); *In re City of Marlborough*, 12 E.A.D. 235, 250 (EAB 2005) (finding that "possible" compliance is not the same as "ensuring" compliance); *In re Gov't of D.C. Mun. Separate Storm Sewer Sys.*, 10 E.A.D. 323,342 (EAB 2002) (finding that "reasonably capable" does not comport with the "ensure" standard). EPA has similarly interpreted the CWA to prohibit it from issuing an NPDES permit "[w]hen the imposition of conditions cannot ensure compliance with the applicable water quality requirements of *all affected States*." 40 C.F.R. § 122.4(d) (emphasis added); accord *Arkansas v. Oklahoma*, 503 U.S. 91, 105 (1992) (noting that the regulation dates back from 1973). The Agency has promulgated two other regulations with similar requirements. The first requires each NPDES permit to include conditions necessary to "[a]chieve [WQSs] established under section 303 of the CWA, including State narrative criteria for water quality." 40 C.F.R. § 122.44(d)(1). The second requires each NPDES permit to "[i]ncorporate any more stringent limitations...established under Federal or State law or regulations in accordance with section 301(b)(1)(C)." 40 C.F.R. § 122.44(d)(5). Pollutant controls that may be set aside, for any reason, at the sole election of the discharger—even if those increased loadings will contribute to further violations of water quality standards—cannot be said to "ensure" compliance with these

standards. EPA is thus obligated under Section 301 of the Act and implementing regulations to include enforceable limits in the permit.

Many comments argued that more data and modeling would be necessary before determining whether further nitrogen controls from out-basin-dischargers would be necessary and, if so, the precise extent of those reductions. While there will always be an irreducible amount of uncertainty given the varied sources of nitrogen loading into LIS and the size and complexity of that water body, EPA is nevertheless obligated to exercise its scientific expertise and apply its technical judgment based on the information it has at the time of permit reissuance, which under the Act is called at regular intervals not to exceed five years. *See Upper Blackstone*, 690 F.3d at 22 (“[N]either the CWA nor EPA regulations permit the EPA to delay issuance of a new permit indefinitely until better science can be developed, even where there is some uncertainty in the existing data.”); *Ethyl Corp. v. EPA*, 541 F.2d 1, 28 (D.C.Cir.1976) (en banc) (“[R]ecognizing ... the developing nature of [the field].... [t]he [EPA] Administrator may apply his expertise to draw conclusions from suspected, but not completely substantiated, relationships between facts, from trends among facts, from theoretical projections from imperfect data, from probative preliminary data not yet certifiable as ‘fact,’ and the like.”). But here, once again, what remains certain and undisputed on the record before EPA is the fact that large amounts of nitrogen from out-of-basin dischargers contribute to nitrogen water quality impairments in LIS. *Miami-Dade County v. EPA*, 529 F.3d 1049, 1065 (11th Cir.2008) (holding that the “EPA is compelled to exercise its judgment in the face of scientific uncertainty unless that uncertainty is so profound that it precludes any reasoned judgment”). In light of this fact and applicable case law construing the Act, EPA is more than entitled under the Act to proceed with the imposition of reasonable permit effluent limits, designed to achieve gross reductions, on the out-of-basin dischargers.

Finally, the permitting approach underlying this proceeding has been subject to a very significant degree of public process, input and scrutiny. MassDEP and EPA held two public meetings for Massachusetts permittees in the Long Island Sound watershed to explain the approach on June 7, 2019 in Springfield, MA and on June 21, 2019 in Greenfield, MA. EPA has received substantial public comments regarding proposed numeric TN effluent limits as a result of extended (to 60 days) public notice for the 2018 Draft Permit for Springfield Water and Sewer Commission and regarding numeric effluent limits, and the statewide approach to deriving them, as a result of 30-day public notice for the 2019 Draft Permits for Lee, Lenox and Great Barrington.

#### **IV. Statutory, Regulation and Environmental Context for EPA’s Chosen Out-of-Basin Permitting Approach**

Below, EPA explains the applicable statutory and regulatory structure, as well as the rationale for adopting this particular approach in lieu of others advanced on the record.

##### **A. National Pollutant Discharge Elimination System Permits Generally**

NPDES permits use two statutory mechanisms to protect water quality: (1) water quality standards, and (2) effluent limitations. *See generally* CWA §§ 301, 303, 304(b), 33 U.S.C. §§ 1311, 1313, 1314(b); 40 C.F.R. pts. 122, 125, 131. Water quality standards are promulgated by states and approved by EPA. *See* CWA § 303(c)(2)(A), 33 U.S.C. § 1313(c)(2)(A); 40 C.F.R. §§ 131.10-12. The CWA and its implementing regulations require permitting authorities to ensure

that any permit issued complies with the CWA and the water quality standards of all states affected by the discharge, which in this case are comprised of Massachusetts, Connecticut and New York. *See* CWA §§ 301(b)(1)(C), 401(a)(1)-(2), 33 U.S.C. §§ 1311(b)(1)(C), 1341(a)(1)-(2); 40 C.F.R. §§ 122.4(d), .44(d)(1).

Effluent limitations serve as the primary mechanism in NPDES permits for ensuring compliance with a state's water quality standards by imposing limits on the types and amounts of particular pollutants that a permitted entity may lawfully discharge. *See* CWA §§ 301(b)(1)(C), 401(a)(1)-(2), 33 U.S.C. §§ 1311(b)(1)(C), 1341(a)(1)-(2). Effluent limitations for pollutants are based on the control technology available or are based on achieving the water quality standards for the receiving water. CWA § 301(b)(1)(a)-(c), 33 U.S.C. § 1311(b)(1)(a)-(c). The nutrient limits here are water quality based.

## **B. Impaired Waters and Total Maximum Daily Load**

The CWA establishes a process by which states identify and manage waters where pollution control technologies alone are not stringent enough to achieve applicable water quality standards. CWA § 303(d), 33 U.S.C. § 1313(d). These identified waters, where the applicable water quality standards have not yet been attained, are commonly referred to as “impaired” waters or “nonattainment” waters and are prioritized by the states on a list that is commonly referred to as a “303(d) list.” *Id.* Once a water is identified on a 303(d) list, the state develops a management plan for bringing these waters into compliance with water quality standards. CWA § 303(d)(1)(C)-(D), 33 U.S.C. § 1313(d)(1)(C)-(D). This process includes setting priorities for establishing TMDLs for individual pollutants in the impaired waters. *Id.*

A TMDL defines the amount of a pollutant that a waterbody can assimilate without exceeding the state's water quality standard for that waterbody. CWA § 303(d)(1)(C), 33 U.S.C. § 1313(d)(1)(C). TMDLs are set at a level that incorporates seasonal variations of the waterbody and a margin of safety that takes into account gaps in knowledge. *Id.* The TMDL then allocates a portion of the receiving water's pollutant loading capacity among facilities discharging to the impaired waterbody. 40 C.F.R. §§ 130.2(h), .7. These wasteload allocations (“WLAs”) for point sources, which are based on the underlying water quality standards, serve as a basis for water quality-based effluent limitations in permits. In addition to wasteload allocations for point sources, TMDLs include load allocations (“LAs”) for background and nonpoint sources, a margin of safety, and possibly a reserve allocation (for example, for future growth). CWA § 303(d)(1)(C), 33 U.S.C. § 1313(d)(1)(C); *see also* 40 C.F.R. § 130.7; Office of Water, U.S. EPA, Doc. No. EPA-833-K-10-001, *NPDES Permit Writers' Manual* §§ 6.2.1.2, 6.4.1.1, at 6-14, -31 (Sept. 2010) (“*2010 Permit Writers' Manual*”).

Significantly, WLAs are not permit limits *per se*; rather they still require translation into permit limits (*i.e.*, WQBELs). While section 122.44(d)(1)(vii) prescribes minimum requirements for developing WQBELs, it does not prescribe detailed procedures for their development.

Although EPA initially approached the development of TMDLs one water segment at a time, EPA has long supported and encouraged states to develop TMDLs on a watershed-wide basis to more comprehensively assess and allocate pollutant loads across hydrologically linked water segments at the same time. *See* Office of Wetlands, Oceans & Watersheds, U.S. EPA,

*Handbook for Developing Watershed TMDLs* 1, 6-8 (draft Dec. 15, 2008) (“*Watershed TMDL Handbook*”); see also CWA § 303(d)(1), 33 U.S.C. § 1313(d)(1); 40 C.F.R. §§ 130.7, 131.3(h). Watershed TMDLs follow the same general process as a “single-segment TMDL,” but the watershed TMDL involves larger-scale considerations and “often provides greater flexibility in developing source allocations.” *Watershed TMDL Handbook* at 69. This approach is reflected in the LIS TMDL.

### C. The Relationship Between NPDES Permitting and TMDLs

This permit concerns the interrelationship between two key mechanisms prescribed by the CWA for protecting and improving water quality: (1) the facility-specific effluent limits established by NPDES permits issued pursuant to section 402, and (2) the TMDL WLAs developed by states pursuant to section 303(d) to limit and allocate pollution loads among facilities discharging to impaired water bodies. The statute does not specify how NPDES permits should incorporate or reflect WLAs. EPA’s implementing regulations, however, require permitting authorities to ensure that permit effluent limits are “consistent with the assumptions and requirements of any available [WLA] for the discharge prepared by the State and approved by EPA.” 40 C.F.R. § 122.44(d)(1)(vii)(B) (emphasis added).

This does not mean that permit limits must be identical to the wasteload allocation established by the TMDL. See *In re City of Homedale Wastewater Treatment Plant*, 16 E.A.D. 421, 432 (EAB 2014) (upholding as “consistent with the assumptions and requirements of the...TMDL” permitting authority’s decision to include monthly and weekly average effluent limits for phosphorus, rather than daily maximum contained in applicable TMDL). Rather, permit issuers have flexibility to determine appropriate effluent limits for permits within the parameters of the statutory and regulatory scheme. See 54 Fed. Reg. at 23879 (clarifying in preamble to 40 C.F.R. § 122.44 that, in not imposing detailed procedures for establishing permit limits, EPA intended to “give[] the permitting authority the flexibility to determine the appropriate procedures for developing water quality-based effluent limits”). Accordingly, the Board has rejected the argument that the EPA permit writer, in calculating permit limits for a wastewater treatment plant, was required to use the same numerical value for total effluent flow that the State had used in calculating the TMDL WLA for the plant. *In re City of Moscow*, 10 E.A.D. 135, 146-48 (EAB 2001).

Additionally, neither the CWA nor its implementing regulations provide a basis for concluding that a permitting authority cannot derive a limit based on *both* a TMDL *and* the relevant water quality standard. On the contrary, TMDLs, wasteload allocations developed from TMDLs, and water quality-based effluent limits in permits are all required to take into account and assure that relevant water quality standards will be met. “TMDLs are by definition maximum limits; permit-specific limits like those at hand, which are more conservative than the TMDL maxima, are not inconsistent with those maxima, or the WLA upon which they are based.” *City of Moscow*, 10 E.A.D. at 146-48. This conclusion is reflected on the face of the applicable NPDES regulation at 40 C.F.R. § 122.44(d)(1)(vii)(A)-(B):

(vii) When developing water quality-based effluent limits under this paragraph the permitting authority shall ensure that:

- (A) The level of water quality to be achieved by limits on point sources established under this paragraph is derived from, and complies with all applicable water quality standards; and
- (B) Effluent limits developed to protect a narrative water quality criterion, a numeric water quality criterion, or both, are consistent with the assumptions and requirements of any available wasteload allocation for the discharge prepared by the State and approved by EPA pursuant to 40 CFR 130.7.

These two provisions, of course, are not to be read in isolation; rather, as indicated by the word “and,” these requirements must be read in conjunction with one another. This is entirely in keeping with other provisions of the NPDES regulations implementing the NPDES program and CWA § 301, including 40 C.F.R. § 122.4(a) (“No permit may be issued...[w]hen the conditions of the permit do not provide for compliance with the applicable requirements of the CWA, or promulgations promulgated under CWA”); § 122.44(d)(4) (requiring NPDES permits to include “any requirements in addition to or more stringent than promulgated effluent limitation guidelines or standards under sections 301...of the CWA necessary to...[c]onform to applicable water quality requirements under section 401(a)(2) of CWA when the discharge affects a State other than the certifying State”) and § 122.44(d)(5) (requiring NPDES to “Incorporate any more stringent limitations, treatment standards, or schedule of compliance requirements established under Federal or State Law or regulations in accordance with section 301(b)(1)(C) of the CWA”). *See also* 54 Fed. Reg. at 23,879 (incorporating language into the regulations that requires water quality-based effluent limits to be derived from water quality standards because that “is the only reliable method for developing water quality-based effluent limits that protect aquatic life and human health”).

This conclusion stands to reason given the structure of the Act, because the CWA § 303(d) listing process and the NPDES permitting process are two different components of the CWA. Impairment designations under CWA section 303(d) are not made using the same process or standard as NPDES permitting decisions. Rather, each represents a distinct aspect of the CWA statutory scheme that is implemented under a separate set of regulatory authorities. *Compare* 40 C.F.R. § 122.44 (containing NPDES permitting regulations) *with* 40 C.F.R. § 130.7 (containing CWA § 303(d) and TMDL regulations). Specifically, states use 303(d) lists to prioritize the development of TMDLs for identified pollutants in specified water bodies. CWA § 303(d)(1)(A), 33 U.S.C. § 1313(d)(1)(A). The 303(d) listing process represents a statutory *response* to water pollution—*i.e.*, it is aimed at identifying water bodies that fail to meet state water quality standards for the purpose of prioritizing and addressing that existing impairment or threatened impairment, as determined by chronic or recurring monitored violations of the applicable numeric or narrative water quality criteria. In contrast, NPDES permitting under CWA section 301 applies to individual discharges and represents a more *preventative* component of the regulatory scheme in that, under section 301, no discharge is allowed except in accordance with a permit. Moreover, the CWA's implementing regulations require the Region to include effluent limits in discharge permits based on the *reasonable potential* of a discharge facility to cause or contribute to exceedances of water quality standards, even if the receiving water body is not yet on a state's 303(d) list. *See* 40 C.F.R. § 122.44(d)(1)(i). *See In re Upper Blackstone Water Pollution Abatement Dist.*, 14 E.A.D. 577, 599 (EAB 2010) (explaining that the NPDES regulations require a “precautionary” approach to determining whether the permit must contain a

water quality-based effluent limit for a particular pollutant), *aff'd*. 690 F.3d 9 (1st Cir. 2012), *cert. denied*, 133 S. Ct. 2382 (2013).

In sum, EPA has the discretion to regulate where a TMDL has not yet been revised or issued. In so regulating, EPA also has the discretion to deviate from the *assumptions* of a wasteload allocation in a TMDL based on new information. Finally, a permitting authority may derive a limit based on both a TMDL and the relevant water quality standard.

#### **D. The Nutrient Limits Are Consistent with the Assumptions and Requirements of the LIS TMDL**

It has been determined that excessive nitrogen loadings are causing significant water quality problems in Long Island Sound, including low dissolved oxygen. In December 2000, the Connecticut Department of Environmental Protection (“CT DEP”), now known as the Connecticut Department of Energy and Environmental Protection (“CT DEEP”) and New York State Department of Environmental Conservation (“NYSDEC”), completed a TMDL for addressing nitrogen-driven eutrophication impacts in Long Island Sound. The TMDL includes a WLA for point sources and a LA for non-point sources. The point source WLAs for in-basin sources (Connecticut and New York State) are allocated facility-by-facility and were developed to achieve an aggregate 60% reduction in point source loading from those two states. The point source WLA for out-of-basin sources (Massachusetts, New Hampshire and Vermont wastewater facilities discharging to the Connecticut, Housatonic and Thames River watersheds) requires an aggregate 25% reduction from the baseline total nitrogen loading estimated in the TMDL, but does not allocate loads by facility. *See* TMDL--A Total Maximum Daily Load Analysis to Achieve Water Quality Standards for Dissolved Oxygen in Long Island Sound (CT DEP 2000).

Although the facility’s discharge has not been assigned a specific WLA, it is still subject to the assumptions incorporated into the LIS TMDL. The nitrogen load limit in the permit is necessary to meet federal regulations at 40 C.F.R. § 122.44(d)(1)(vii)(A), which as explained require that effluent limits be consistent the assumptions and requirements of any available approved wasteload allocation, and 40 C.F.R. § 122.44(d)(1)(vii)(B), which require compliance with state water quality standards. In its 2001 LIS TMDL approval letter and attached review memo, EPA acknowledged the TMDL assumption that a 25% reduction of the out-of-basin point source load was a reasonable, necessary condition for approving the LIS TMDL. It committed to using its NPDES authorities to implement this reduction. EPA discussed the out-of-basin nitrogen loads as follows:

The TMDL identifies wasteload allocations for out-of-basin nitrogen loads (i.e., tributary loads) that would be achieved through the implementation of Phase IV reduction targets. Specifically, the Phase IV targets include a 25 percent reduction in point source nitrogen loads, based on the clear role that these sources have on water quality in Long Island Sound.

As discussed above, EPA is not approving the out-of-basin nitrogen reductions as formal allocations but rather as reasonable assumptions on which the in-basin reductions are based. In this case, the states’ estimated 25 percent reduction in nitrogen loads from point sources (primarily POTWs) is reasonable because this level of reduction has been

demonstrated as feasible through Biological Nutrient Removal (“BNR”) retrofits of existing facilities. These low-cost retrofits were implemented at numerous Connecticut POTWs during Phase II of the Long Island Sound nitrogen reduction program. The reductions achieved by these retrofits support the predicted 25 percent reduction by out-of-basin sources. EPA believes that these estimates of future reductions make sense. Moreover, as discussed in the Reasonable Assurance section below, EPA is prepared to use its authorities when issuing NPDES permits to dischargers in Massachusetts and New Hampshire, and in overseeing permit issuance in Vermont, to translate the nitrogen reductions into facility specific requirements in order to achieve the overall 25 percent reduction level. EPA has already begun to include nitrogen monitoring requirements in Massachusetts permits.

Review Memo Section 5.B (page 13, emphasis added)<sup>5</sup>. Therefore, EPA’s approval of the 2000 TMDL included a commitment on EPA’s part to use its NPDES permitting and oversight authorities to reasonably assure that the assumption regarding out-of-basin load reductions identified in the TMDL would occur, consistent with the regulatory requirements. In this and other documents, EPA refers to that commitment as the out-of-basin WLA, consistent with the language in the TMDL.

The annual loading effluent limit is consistent with the assumptions used to derive the WLA for both in-basin and out-of-basin dischargers in the LIS TMDL, because the maximum estimated total out-of-basin point source load is assured to be less than the out-of-basin WLA assumed by the 2000 TMDL. As TN increases may be driven by population increases (the estimated wastewater TN loading is 10 pounds per person per year<sup>6</sup>), TN effluent limits are necessary to assure that the aggregate out-of-basin loading is not exceeded due to population. Forthcoming out-of-basin permits in Massachusetts will include average annual loading nitrogen limits for facilities with design flow greater than 1 MGD, along with TN optimization requirements in all permits for dischargers greater than 100,000 gpd, and monitoring for all dischargers, in order to assure that TN loadings will be not increase over time to levels that exceed the WLA assumption in the TMDL.

**E. The Nutrient Limits are Imposed Based on a Finding of Reasonable Potential to Cause or Contribute to an Exceedance of Water Quality Standards; Constitute a Translation of the States’ Narrative Nutrient Water Quality Standards; Are Necessary to Ensure Compliance with Water Quality Standards, Including Antidegradation**

Narrative standards have the same force and effect as other state water quality standards; unlike numeric criteria, however, narrative water quality standards are necessarily subject to translation prior to their application. *See American Paper Inst. v. United States EPA*, 996 F.2d 346, 351 (D.C. Cir. 1993). As explained by the D.C. Circuit:

---

<sup>5</sup> TMDL Approval Letter from the Long Island Sound Office of the U.S. EPA to the states of New York and Connecticut, with enclosure entitled: EPA New England and EPA Region 2 TMDL Review for TMDL in Long Island Sound, Connecticut and New York, Final Status, Impairment/Pollutant is Hypoxia (low dissolved oxygen) due to nitrogen, dated April 3, 2001.

<sup>6</sup> Unit loading from residences has been estimated at an average of 0.027 lb/capita/d or 10 lb/capita/year. See EPA Manual – Nitrogen Control, September 1993, EPA/625/R-93/010, Page 10.

As long as narrative criteria are permissible...and must be enforced through limitations in particular permits, a permit writer will inevitably have some discretion in applying the criteria to a particular case. The general language of narrative criteria can only take the permit writer so far in her task. Of course, that does not mean that the language of a narrative criterion does not cabin the permit writer's authority at all; rather, it is an acknowledgement that the writer will have to engage in some kind of interpretation to determine what chemical-specific numeric criteria—and thus what effluent limitations—are most consistent with the state's intent as evinced in its generic standard.

*See American Paper Inst.*, 996 F.2d at 351 (citations omitted). This process of translating a narrative criterion is governed under EPA regulations by 40 C.F.R. § 122.44(d)(1)(vi), which implements Sections 301 and 402 of the Act. Subsection (A) of that provision mandates at the outset a calculation of a protective ambient threshold concentration for the pollutant:

Where a State has not established a water quality criterion for a specific chemical pollutant that is present in an effluent at a concentration that causes, has the reasonable potential to cause, or contributes to an excursion above a narrative criterion within an applicable State water quality standard, the permitting authority must establish effluent limits using one or more of the following options:

(A) Establish effluent limits using a calculated numeric water quality criterion [emphasis added] for the pollutant which the permitting authority demonstrates will attain and maintain applicable narrative water quality criteria and will fully protect the designated use.

*See also Upper Blackstone Water Pollution Abatement Dist. v. United States EPA*, 690 F.3d at 23. Because both Connecticut and New York employ narrative water quality criteria for the relevant pollutants, EPA relied in the first instance on the TMDL (a sophisticated and resource-intensive modeling and technical effort representing the input of five states and EPA) as a translation of these criteria under 40 C.F.R. § 122.44(d)(1)(vi), and supplemented that reliance with an analysis of subsequent water quality monitoring data and other information related to LIS nutrient-driven impairments.<sup>7</sup>

Although nitrogen driven impairments in LIS have been reduced, they have not been eliminated, and remain significant. In EPA technical and scientific judgment, the current quantity of nitrogen in LIS exceeds the narrative and numeric nutrient-related criteria applicable to LIS, based on analyses of water quality data and information in the administrative record. The out-basin-loads, whose magnitude is described above, necessarily contribute, or have the reasonable potential to contribute, to these violations. Designated uses for the marine waters of Long Island Sound (Class SA) include “habitat for marine fish, other aquatic life and wildlife”. *See* RCSA §

---

<sup>7</sup> NY and CT have narrative nutrient criteria, as well as numeric DO criteria. LIS was listed due to low DO. The use impairment includes: decrease in bathing area quality, an increase in unhealthy areas for aquatic marine life, an increase in mortality of sensitive organisms, poor water clarity for scuba divers, a reduction in commercial and sport fisheries values, a reduction in wildlife habitat value, degradation of seagrass beds, impacts on tourism and real estate, and poorer aesthetics. *See* TMDL at p. 9.

22a-426-(f) and (g) Connecticut's WQS protect those uses from excessive nutrient pollution by means of the following narrative criteria: "The loading of nutrients, principally phosphorus and nitrogen, to any surface water body shall not exceed that which supports maintenance or attainment of designated uses." Although there have been significant reductions in the size of the hypoxic zone in LIS due largely to in-basin point source TN reductions, LIS continues to be impaired<sup>8</sup>. Therefore, EPA cannot, as the permitting authority, issue permits to out-of-basin dischargers that would permit a load increase and potentially further impairment. As the Board and First Circuit have held, EPA has a significant amount of flexibility within the bounds of the CWA in determining whether a particular discharge has a reasonable potential to cause an excursion above a water quality criterion. *In re City of Taunton Dep't of Pub. Works*, 17 E.A.D. 105, 144 (EAB 2016), *aff'd*, 895 F.3d 120, 136 (1st Cir. 2018), *cert. denied*, 139 S. Ct. \_\_\_\_ (Feb. 19, 2019); *Upper Blackstone Water Pollution Abatement Dist. v. U.S. Env'tl. Prot. Agency*, 14 E.A.D. 577, *aff'd*, 690 F.3d 9 (1st Cir. 2012), *cert. denied*, 133 S. Ct. 2382 (2013); *In re Town of Newmarket*, 16 E.A.D. 18 (EAB 2013); *In re City of Attleboro Wastewater Treatment Plant*, 14 E.A.D. 398 (EAB 2009). The requirement to impose a permit limit is triggered by a finding that the facility may discharge a pollutant at a level that "contributes" to or has the "reasonable potential" to cause a water quality standard violation.<sup>38</sup> *Upper Blackstone*, 14 E.A.D. at 599 & n.29; *see also* 40 C.F.R. § 122.44(d). To establish a "reasonable potential" the permitting authority must show some level of certainty greater than a mere possibility in the technical judgment of the permitting authority. *Upper Blackstone*, 14 E.A.D. at 599 n.29 (explaining that "'[r]easonable potential' requires some degree of certainty greater than a mere possibility, but it leaves to the permit writer's scientific and technical judgment how much certainty is necessary"). Additionally, the reasonable potential analysis must be based on "worst-case" effluent conditions. *See Upper Blackstone*, 14 E.A.D. at 599. Thus, as explained previously, this analysis requires "a precautionary approach when determining whether the permit must contain a water quality-based effluent limit for a particular pollutant," rather than "certainty of an existing causal link between a specific discharge and a particular violation of water quality standards"<sup>39</sup> *Id.* In order to assure compliance with water quality standards, in EPA's judgment, out-of-basin loads should not be increased. The TN effluent limits and optimization requirements are necessary to assure that the out-of-basin load does not cause or contribute to further violation of water quality criteria in the downstream LIS. Holding these loads level, in conjunction with significant nitrogen pollution reduction efforts being pursued by in-basin dischargers will, under EPA's analysis, be sufficient to make a finding that the out-of-basin permits are taken as a whole sufficient to ensure compliance with water quality standards under Section 301 of the Act. A permitting authority has considerable discretion to determine appropriate effluent limits for a permit. "Congress has vested in the Administrator [of EPA] broad discretion to establish conditions for NPDES permits" in order to achieve these statutory mandates of establishing effluent limitations, including narrative permit conditions, to attain and maintain water quality standards. *Arkansas v. Oklahoma*, 503 U.S. 91, 105 (1992). Section 402 provides that a permit may be issued upon condition "that such discharge will meet either all applicable requirements under sections 301, 302, 306, 307, 308 and 403 of this Act, or prior to taking of necessary implementing actions relating to all such requirements, such conditions as the Administrator determines are necessary to carry out the provisions of this Act." 33 U.S.C. § 1342(a). "This provision gives EPA considerable flexibility in framing the permit to achieve a desired reduction in pollutant discharges." *Id.* The D.C. Circuit has described the CWA's

<sup>8</sup> Long Island Sound Study, *A Healthier Long Island Sound: Nitrogen Pollution*, 2019, page 2.

balance when confronted with a difficult situation and the obligation to eliminate water quality impairments: “EPA may issue permits with conditions designed to reduce the level of effluent discharges to acceptable levels. This may well mean opting for a gross reduction in pollutant discharge rather than the fine-tuning suggested by numerical limitations. *But this ambitious statute is not hospitable to the concept that the appropriate response to a difficult pollution problem is not to try at all.*” *Natural Resources Defense Council, Inc. v. Costle*, 568 F.2d 1369, 1380 (D.C. Cir. 1977) (emphasis added) (finding unlawful a rule that would have exempted certain discharges from permitting requirements based on the difficulty in setting limits). The permit conditions at issue here was fashioned to ensure full implementation of CWA §§ 301(b)(1)(C) and 402.

## **SPECIFIC COMMENTS AND RESPONSES**

Comments are reproduced below as received; they have not been edited.

### **V. Comments from Anthony DeSimone, Senior Project Manager, DPC Engineering, on behalf of the Town of Lee:**

#### **Comment 1**

Draft Permit Page 6 of 18 – Footnote 11 - Please delete the monthly Nitrogen reporting requirement and monthly calculation. The draft NPDES permit includes weekly sampling and reporting requirements for Total Nitrogen.

The rolling annual average calculation should utilize each of the individual weekly Total Nitrogen results. The annual rolling average calculation should be updated each month to reflect the rolling 12-month average which is the current month plus the previous 11-months. The Draft NPDES permit needs to provide a separate Nitrogen Worksheet for the 12-month rolling average.

#### **Response 1**

The commenter does not indicate why it desires EPA to make this change. When calculating the annual rolling 12-month average, EPA found a negligible difference between using this facility’s total nitrogen weekly sampling results versus using its monthly averages (which are calculated using weekly results). This calculation has been placed in the administrative record. Also, Region 1 sees merits in following the guidance provided by the 2010 US EPA NPDES Permit Writer’s Manual, which states the following:

*“Thus, the type of limitation (i.e., mass, concentration, or other units) calculated for a specific pollutant at a facility will depend on the type of pollutant and the way limitations are expressed in the applicable effluent guideline. Generally, effluent guidelines include both maximum daily and monthly average limitations for most pollutants. Though the effluent guidelines use different terms for monthly*

*effluent limitations (e.g., monthly average, maximum for monthly average, average of daily values for 30 consecutive days), the requirements are expressed in NPDES permits as average monthly limitations as defined in § 122.2.”*

On consideration, it is EPA’s opinion that the views expressed in this guidance are sound and relevant to the expression of permit limitations for POTWs; the total nitrogen limit for this facility is an annual rolling 12-month average (while incorporating the weekly monitoring results), which is the current month plus the previous 11-months, as described in Part I.A, footnote 12 of the permit. Therefore, given the negligible difference in the two approaches; EPA’s technical guidance; and EPA Region 1’s consistent approach for calculating the total nitrogen loading limitations, EPA does not perceive any persuasive reason to depart from its existing practice, and the Final Permit remains unchanged in response to this comment.

EPA does not have a standard Nitrogen Worksheet available for the 12-month rolling average calculation. This calculation can be accomplished by the facility using paper or a computer spreadsheet. If the facility requires assistance with this calculation, it may contact the permit writer. Therefore, the Final Permit remains unchanged in response to this comment.

## **Comment 2**

Draft Permit Page 6 of 18 – Footnote 12 – Please consider modifying footnote 12 to match footnote 11. From a reporting and data authenticity standpoint it is more accurate to average the paired 52 Total Nitrogen results (weekly samples with actual flows and concentrations that are required as part of the Draft NPDES permit) than it is to average 12 monthly averages that are not actual paired Total Nitrogen flows and loads.

## **Response 2**

The intention of footnote 12 is to pair the average monthly total nitrogen results with the facility’s average monthly flows, and then calculate a rolling 12-month average. The goal of this reporting is to characterize the long-term average nitrogen loading rather than capture week-to-week variations in total nitrogen loading. Effluent flow is measured on a continual basis, while total nitrogen is monitored once per week. The Draft Permit addressed this variation by instructing the permittee to aggregate each time series to a monthly frequency for reporting on the monthly Discharge Monitoring Report. While it would be possible to aggregate effluent flow to weekly and use that with the weekly nitrogen result to arrive at a weekly average nitrogen loading result, this method is more complex and does not, contrary to the comment, yield a more accurate result. The weekly averages are already accounted for within the monthly averages.

Therefore, the Final Permit remains unchanged in response to this comment.

As a clarification, please note that footnote 12 applies only to the effluent limit. The monthly average concentration reporting requirement (expressed in mg/L) should just be the monthly average concentration for the reporting month and not a rolling average.

### **Comment 3**

Draft Permit Page 15 of 18 – Section G.3 – Please consider deleting section G.3 (paragraph 1 and 2) in its entirety. Section G.3 paragraph 1 does not appear to be applicable to this permit since the Draft NPDES Permit includes a Total Nitrogen allocation that the Town will be required to meet. Section G.3 paragraph 2 is a burdensome requirement of the Town. If a Total Nitrogen allocation is provided it is a burdensome requirement to require a report on why the Nitrogen discharge went up even if the facility is in compliance with its Total Nitrogen allocation. It would be acceptable and reasonable to keep a modified version of paragraph 2 so long as it is worded that a report is only required if the 12-month rolling average effluent Total Nitrogen exceeds the Total Nitrogen allocation.

### **Response 3**

EPA disagrees with the comment. The optimization requirement is necessary to ensure that the permittee minimizes the discharge of TN, even at effluent flows that are substantially below design flow, to an already impaired water. Increases in effluent flow may be unavoidable depending on specific circumstances in the community, such as septic system tie-ins, population growth or new industrial users. In the event that there are effluent flow increases, the cap provides assurance that the aggregate out-of-basin load will not increase. Also see General Response.

## **VI. Comments from Jennifer A. Pederson, Executive Director, Massachusetts Water Works Association, on July 10, 2019.**

### **Comment 4**

Our comments on this draft permit will be isolated to this one issue. We previously commented on the Towns of Hudson, Maynard, and Milford's draft permits and appreciate that the language contained in Lee's permit offers some flexibility to revisit the Aluminum criteria. However, we remain concerned at any limit being proposed in this permit given the recent guidance issued by EPA Headquarters with a new methodology for looking at Aluminum criteria. The limits noticed in Lee's permit draft permit do not acknowledge this new guidance.

### **Response 4**

In referring to new guidance, EPA assumes that the commenter is referring to EPA's new recommended aluminum water quality criteria for fresh water that were published in the Federal Register on December 21, 2018. These new recommendations include a calculator to calculate site-specific aluminum criteria based on pH, hardness and dissolved organic carbon.

EPA disagrees that the permit does not account for EPA's new aluminum criteria recommendation. In fact, EPA's new aluminum criteria recommendations were discussed in the Fact Sheet (see page 27). The permit allows a 3-year compliance schedule (from the effective date of the permit) during which time the effluent limit may be modified if MassDEP adopts and EPA approves new aluminum criteria into Massachusetts WQS and new effluent limits are warranted. Furthermore, if MassDEP adopts, but EPA has not yet approved the new criteria, the permit may be modified to extend the compliance schedule further. MassDEP has begun the process of adopting the new aluminum criteria and, based on public presentations made by MassDEP, is on schedule to finalize that process in early 2020. See MassDEP's water quality standards web site at <https://www.mass.gov/regulations/314-CMR-4-the-massachusetts-surface-water-quality-standards#pre-public-comment-proposed-changes-to-water-quality-standards> for more information on Massachusetts WQS updates.

### **Comment 5**

MWWA has gone on record numerous times that 87 µg/L is an inappropriate standard for Aluminum in permits in the New England region. Many of the receiving waters in Massachusetts, including many high quality, pristine waterways, already have natural background levels of Aluminum that exceed the national water quality standard that is currently used as the basis for numeric permit limits. The high levels of background Aluminum in waters generally considered to be very clean suggest that the current standard is grossly inaccurate and unnecessarily overprotective.

We are concerned that EPA is moving forward with issuing any permits with Aluminum criteria given the recent adoption of new national guidance and the fact that Massachusetts intends to very shortly update its surface water quality standards to incorporate the new guidance.

As indicated in the Fact Sheet, "EPA is aware of ongoing efforts by MassDEP to soon revise the Massachusetts aluminum criteria based, at least in part, on forthcoming new EPA aluminum criteria recommendations which are expected to be finalized within the coming months. ...EPA's draft aluminum criteria recommendations indicate that the new aluminum criteria recommendations may be higher than the current recommendations. ...EPA reasonably expects its (MassDEPs) new criteria may also be higher." For this reason, we ask that EPA strike the numeric criteria for Aluminum from this permit and change it to a monitoring requirement until the state updates its surface water quality standards.

### **Response 5**

The Clean Water Act (CWA) Section 301(b)(1)(C) requires that NPDES permits include effluent limits to achieve state water quality standards whenever there is reasonable potential to exceed a state water quality standard, pursuant to 40 C.F.R. § 122.44(d)(1)(i). The regulation states,

*"Limitations must control all pollutants or pollutant parameters (either conventional, nonconventional or toxic pollutants) which the Director determines are or may be discharged at a level which will cause, have the reasonable*

*potential to cause, or contribute to an excursion above any state water quality standard, including State narrative criteria for water quality.”*

The total aluminum limits in the Draft and Final Permits are water quality-based that reflect Massachusetts Water Quality Standards. The State’s regulation at 314 CMR Section 4.05(e) uses the National Recommended Water Quality Criteria: 2002, EPA 822-R-02-047, November 2002 as a basis for allowable receiving water concentrations not enumerated in previous sections of the chapter. According to the National Recommended Water Quality Criteria: 2002, EPA 822-R-02-047, November 2002, the acute and chronic criteria for Aluminum in a fresh water body are 87 µg/L and 750 µg/L currently.

EPA is obligated pursuant to 40 C.F.R. § 122.44(d) to include any effluent limit in a permit that is necessary to comply with the water quality standards (WQS) that are in effect at the time the permit is issued. If there is a reasonable potential to violate water quality standards, then pursuant to 40 C.F.R. § 122.44(d) an effluent limitation is “necessary,” and EPA is obligated to include a limit in the permit. EPA does not forestall permit issuance, pending development, submission and approval of revised WQS, particularly where, as here, the previous permit has long since expired. To do so would subject the permitting process to significant delay and uncertainty, since there is no way to predict the level at which any new criteria will be established, and when such criteria will become effective. The criteria development process often takes many years. The Massachusetts’ WQS now in effect require that EPA base effluent limitations for metals on the criteria published in the *National Recommended Water Quality Criteria: 2002, EPA 822-R-02-047, November 2002*, unless site-specific criteria are established or MassDEP determines that natural background concentrations are higher than the criteria (314 CMR § 4.05(5)(e)). MassDEP has not issued site-specific aluminum criteria for the Assabet River or determined that natural background concentrations are higher than the current aluminum criteria. The State’s current regulation at 314 CMR Section 4.05(e) reference the National Recommended Water Quality Criteria: 2002, EPA 822-R-02-047, November 2002 and the recommended acute and chronic Aluminum criteria are 750 µg/L and 87µg/L.

See also, Response 4.

**VII. Comments from Denise Ruzicka, Director, Water Planning and Management Division, Bureau of Land Protection and Water Reuse, Connecticut Department of Energy and Environmental Protection, on July 18, 2019**

**Comment 6**

The Connecticut Department of Energy and Environmental Protection (“CTDEEP”) is providing comment on the draft NPDES permit for the Great Barrington wastewater treatment plant (WWTP) referenced above. The draft permit authorizes discharges of treated wastewater to the Housatonic River which subsequently flows through Connecticut and drains to Long Island Sound (LIS).

As a downstream state, Connecticut has a keen interest in WWTP discharges and potential impacts to both the major receiving tributaries and LIS. LIS is affected by hypoxic conditions, which occur annually in the summer. Hypoxia in LIS has been well documented to result from excessive amounts of nitrogen. Discharges from wastewater treatment plants contribute to the nitrogen loading and subsequent hypoxic conditions in LIS.

In response to the occurrence of hypoxia in LIS, Connecticut and New York jointly developed a Total Maximum Daily Load (“TMDL”) for nitrogen which was approved by the Federal Environmental Protection Agency (“EPA”) in April, 2001. In addition to a number of nitrogen reduction efforts required of Connecticut and New York, the TMDL specified a 25% reduction in the baseline nitrogen load from WWTPs located upstream of Connecticut with discharges that ultimately flow to LIS (MA, NH, and VT). At that time, nitrogen monitoring data was not available and the baseline load for the upstream state's WWTPs was determined using design flows and an average discharge concentration (15 mg/L). It is important to note that very few, if any, WWTPs were operating at design flow capacity at that time. Because of this, the baseline load estimated in the TMDL for WWTPs located upstream of Connecticut was grossly overestimated.

Nitrogen loads from the upstream state's WWTPs were later determined using 2004-2005 monitoring data and average flows. In cases where nitrogen monitoring data were not available, an assumed concentration was used that varied based on the level of treatment. Based on this analysis, it was stated that the upstream states "are meeting" the TMDL target nitrogen load. However, little if any actual nitrogen removal efforts were implemented at that time. The total nitrogen load estimate was used as a "not to exceed" cap in WWTP discharge permits. We believe the 2004-2005 nitrogen load estimate more accurately reflects actual total nitrogen discharges from WWTP's located in the upstream states. As such, this estimate represents the baseline load from which a 25% reduction target should be established in accordance with the TMDL. Additionally, it is a misrepresentation to state or infer that the upstream states are meeting the LIS TMDL.

#### **Response 6**

EPA acknowledges the comment.

#### **Comment 7**

The states of Connecticut and New York met the TMDL target reductions for nitrogen in 2014 and 2017, respectively. Currently, Connecticut's WWTPs discharge 5.2 mg/l of nitrogen in aggregate, including WWTPs that have not pursued technology upgrades for nitrogen removal. In 2016, Connecticut initiated additional reductions in nitrogen at WWTPs, which will exceed the TMDL target nitrogen load when completed.

As Connecticut continues to achieve greater nitrogen reductions at its WWTPs, the load from the upstream states consequently becomes a greater portion of the total load to LIS and warrants full attention. A study of nitrogen loading trends to LIS from New England states found that approximately 50% of the nitrogen load to LIS comes from areas north of Connecticut (Mullaney and Schwarz, 2013). This study was based on 10 years (1999-2009) of data and compared

computed nitrogen loads from four gaging stations located along the Connecticut-Massachusetts border to the total nitrogen load computed from gages (and estimates) within Connecticut. Based on Mullaney et al. 2018, Connecticut's nitrogen load to the CT River continued to be about 50% of the total nitrogen load to LIS and ranged from 31-52% based on 5 years (2009-2014) of monitoring data collected at two locations in the Connecticut River. Both of these studies include nonpoint source nitrogen loads as well as point source. Finally, a study conducted by Smith et al. 2008 found that very little to no attenuation occurs in the Connecticut River, so this entire total nitrogen load from the upstream states is essentially transported directly to LIS.

### **Response 7**

EPA acknowledges the comment.

### **Comment 8**

CTDEEP notes that the draft permit includes a total nitrogen limit in pounds per day as a monthly average based on the twelve month rolling average. This total nitrogen limit of 104.3 pounds per day exceeds the annual average loading of 16 pounds per day based on 2013-2017 data. This equates to an allowable increase of 85% in the total nitrogen load to LIS. It has been assumed that this permit limit will not result in an increase of total nitrogen above the target load. However, as stated in the above paragraphs, the TMDL baseline total nitrogen load for upstream states was overestimated and therefore, the TMDL target for plants such as this, is an overestimate. WWTPs located in the upstream states have initiated little nitrogen removal efforts, none of which would result in a 25% reduction. Any increase in total nitrogen loading from the WWTP likely represents an actual total nitrogen increase since the TMDL was established in 2001, and such increased load has the potential to adversely impact LIS.

### **Response 8**

As discussed more fully in overview of the General Response at the beginning of this response to comments, EPA is adopting a systemic permitting approach that includes continued optimization with effluent limits that provide assurance that long term loads will not increase. The permit allocates the current TN load so that: the aggregate out-of-basin TN load does not increase; effluent limits are annual average mass-based; consistent with the assumptions of the TMDL, no individual facility is left with an effluent limit that is not achievable using readily available treatment technology at the facility's design flow; and smaller facilities can achieve their limits through optimization. Under this systemic permitting approach, nitrogen effluent limits and/or optimization will be pursued for all facilities in Massachusetts (see Appendix A) and is designed so that nitrogen loadings to LIS will not increase.

### **Comment 9**

The draft permit contains a condition for the WWTP to complete an evaluation of optimization methods in order to achieve the greatest performance of nitrogen removal and submit a report to EPA within one year. We concur with this condition and would like to see a requirement for the permittee to incorporate nitrogen reduction methods specifically, in the event of an increase in flow and subsequent nitrogen loads.

## **Response 9**

As CT DEEP suggests, the Draft Permit requires permittees to evaluate nitrogen optimization methods. Specifically, the Draft Permit states:

Within one year of the effective date of the permit, the permittee shall complete an evaluation of alternative methods of operating the existing wastewater treatment facility to optimize the removal of nitrogen in order to minimize the annual average mass discharge of total nitrogen and submit a report to EPA and MassDEP documenting this evaluation and presenting a description of recommended operational changes.

Draft Permit, Section G.2, paragraph 1. The intention of Section G.2 is to require that the permittee take actions to implement operational changes that will minimize nitrogen loadings, consistent with the optimization approach described in the Enhanced Implementation Plan (see General Response (at the beginning of this response to comments, Section II)). Therefore, Section G.2, paragraph 1 has been revised to clarify that the recommended operational changes are implemented.

## **Comment 10**

Also specified with the optimization study, is a condition for the WWTP to report annually on the nitrogen load discharged from the facility and track changes in the load relative to the previous year. CTDEEP requests that the observation of trends in total nitrogen loading be expanded to include the entire record of available total nitrogen data. We also note that total nitrogen load was not provided in Appendix A of the Fact Sheet and request that this data be included in the final permit Fact Sheet.

## **Response 10**

TN data from 2013-2017 was analyzed in the development of the effluent loading and optimization requirements presented in the Draft Permit. EPA has summarized the 2013-2018 estimated annual loadings for each facility in Appendix A to this Response to Comments, including 5-year averages for 2013-2017 and 2014-2018. Although TN monitoring requirements are included in permits for nearly all the facilities, not all facilities have been monitoring effluent TN since 2013. Therefore, Appendix A includes the assumptions used to estimate loadings for years where no data was available. Additional data for some facilities goes back further than 2013 and is available on the EPA website, Environment and Compliance Data Database (see EPA ECHO Database, <https://echo.epa.gov/>). All data is publicly available.

## **Comment 11**

While we greatly appreciate the initial steps taken by EPA to include an enforceable nitrogen load limit, we have concerns that any allowable increase in nitrogen loads will exceed the actual nitrogen load that was occurring at the time the TMDL was developed. Because any increase in

nitrogen loads will impact LIS, we request that EPA assure that no increase in total nitrogen loads from the upstream states be allowed.

### **Response 11**

See the General Response at the beginning of this response to comments.

## **VIII. Comments from Joshua D. Schimmel, Executive Director, Springfield Water and Sewer Commission, on July 22, 2019**

### **Comment 12**

The Springfield Water and Sewer Commission (“SWSC”) appreciates the opportunity to submit comments with respect to the total nitrogen (“TN”) limit and conditions in draft NPDES Permit No. MA0100153 (the “Draft Permit”). Notably, the Draft Permit includes a rolling annual average mass loading of 104.3 lbs/day for TN, and nitrogen “optimization” requirements. For the reasons stated below, SWSC requests that EPA remove, or provide legal justification for, the numeric limit for TN in the Draft Permit and remove the optimization requirements.

The Lee WWTP discharges to the Housatonic River, which flows into the Long Island Sound (“LIS”). The Lee WWTP’s current permit requires monthly monitoring for total Kjeldahl nitrogen, nitrate nitrogen and nitrite nitrogen, the sum of which provide the TN concentration. According to concentration and monthly average flow data cited in the Fact Sheet, the annual average total nitrogen loading discharged from the Lee WWTP ranged from 15 to 18 lbs/day in 2014 to 2018 and averaged 16 lbs/day.

### **Response 12**

EPA acknowledges the comment and responds to specific comments below and in the General Response above.

### **Comment 13**

LIS TMDL for the Housatonic River

The New York State Department of Environmental Conservation and the Connecticut Department of Energy and Environmental Protection (“CT DEEP”) developed a total maximum daily load (“TMDL”) to address low dissolved oxygen levels in the LIS and determined that nitrogen is the primary limiting nutrient for this condition, and as such should be controlled. Controlling nitrogen would also benefit “other eutrophication-related impairments...”<sup>1</sup>. In accordance with the Clean Water Act, the LIS TMDL set individual waste load allocations (“WLAs”) for in-basin point sources, and a single, aggregate WLA for out-of-basin point sources. Those out-of-basis sources include wastewater treatment facilities in Massachusetts, Vermont, and New Hampshire discharging into the Connecticut, Housatonic, and Thames Rivers. For out-of-basin sources, the LIS TMDL requires a 25% aggregate reduction in the TN loading baseline established during the promulgation of the LIS TMDL.

For purposes of the Draft Permit, the LIS TMDL affects only discharges to the Housatonic River, as the Lee WWTP does not discharge to the Connecticut or Thames Rivers. As shown on Table 2 of the Fact Sheet, EPA calculated the LIS TMDL baseline for TN loadings in the Housatonic River at 3,286 lbs/day. EPA determined that the 25% reduction target from the baseline equals 2,464 lbs/day. That target remains unchanged, as the LIS TMDL is still effective and has not been modified or redeveloped. While EPA has further calculated the maximum loading to the Housatonic River during the period of 2013 to 2017, to be 1,628 lbs/day, this can be viewed as a beneficial marker to assess progress toward the TMDL goal, but does not, in and of itself, modify the TMDL WLA of 19,657 lbs/day for all out-basin-sources, for which the Housatonic River equitable share is 2,464 lbs/day.

The Housatonic River has achieved nearly a 50% reduction in TN loadings. Indeed, as can be seen from Table 2 of the Fact Sheet, the overall loading from Massachusetts, New Hampshire, and Vermont wastewater treatment plants discharging to the Long Island Sound is approximately 34% below the baseline for TN loadings.

Despite the fact the Housatonic River watershed, as well as the summation of all out-of-basin discharges, have exceeded the 25% TMDL target by nearly 40%, EPA has established a load-based TN effluent limitation in the Draft Permit which is not derived from the TMDL WLA. EPA received letters from commenters urging EPA to establish enforceable limitations for out-of-basin dischargers because TN loads may increase in the future. In response, EPA incorporated a TN load-based effluent limit in this Draft Permit. Fact Sheet, at p. 22.

This requirement is simply not legally valid. EPA has no statutory or regulatory authority to impose limits that are more stringent than the WLA for the out-of-basin dischargers requires.

<sup>1</sup> A Total Maximum Daily Load Analysis to Achieve Water Quality Standards for Dissolved Oxygen in Long Island Sound. December 2000. p.9

### **Response 13**

See General Response overall and particularly Section III.

### **Comment 14**

#### **LIS TMDL Relationship to Proposed Effluent Limits**

Section 303(d) of the CWA requires states to develop a TMDL for waterbodies containing water quality limited segments. 33 U.S.C. § 1313(d), (e). The TMDL first estimates the assimilative capacity of the waterbody relative to a particular pollutant. The TMDL then allocates that assimilative capacity among point, “waste load allocations” (“WLAs”), and non-point pollutant sources, “load allocations” (“Las”), taking into account natural background levels and a margin of safety. 40. C.F.R. § 130.7. Permitting authorities then develop limits for point sources that are consistent with the WLAs for each point source. *Id.*

SWSC understands that EPA’s objective is to achieve greater nitrogen reductions in order to address the hypoxia and eutrophication related issues afflicting the LIS. However, the CWA requires that permitting authorities implement the requirements of any TMDL, and in the case of

the LIS, base limitations for out-of-basin point sources, like the Lee WWTP, on the 25% aggregate reduction from the TN baseline. In support of the effluent limits contained in the Draft Permit, EPA broadly references the statutory and regulatory requirements authorizing the development of WQBELs, which include provisions to ensure implementation of any available WLAs to prevent further degradation of receiving waters that are already impaired. This authority alone, however, does not justify the imposition of numeric limits. As noted above, the overall loading from Massachusetts, New Hampshire, and Vermont wastewater treatment plants discharging to the Housatonic River watershed is approximately 34% below the TMDL baseline, despite the fact that many plants, like the Lee WWTP, have no numeric limits for TN. EPA identifies no statutory or regulatory justification for applying a numeric limit to the Lee WWTP in light of the fact that the WLA is already being met by a significant margin without such a numeric limit.

Further, EPA has identified no legal basis for the 10 mg/L concentration, upon which the 104.3 lbs/day limit in the Draft Permit is based. EPA merely presented its tiered approach to TN requirements for Massachusetts facilities based on design flow without any justification for the tiered concentrations. In other words, EPA has identified no rational relation between the tiered concentrations and the WLAs for the Housatonic, Connecticut, and Thames Rivers, which out-of-basin point sources consistently achieve by a wide margin. Accordingly, the CWA does not authorize the imposition of the proposed 104.3 lbs/day limit based on an arbitrary concentration that is wholly disconnected from achieving the WLA for the Housatonic River.

#### **Response 14**

See General Response

#### **Comment 15**

##### **Proposed Permit Requirements Relating to Nitrogen**

The Draft Permit currently contains a numeric limit of 104.3 lbs/day for TN. This bears no relation to the TMDL's WLA for out-of-basin point sources of a 25% aggregate TN load reduction. Given the fact that the out-of-basin point sources, including those that discharge to the Housatonic River, have exceeded the WLA by a large margin, EPA has no basis to include a mass-based limit for TN in the Town of Lee's permit based upon the arbitrary choice of a concentration value. Additionally, if EPA determines that a limit for TN is necessary despite past achievement of the WLA, EPA needs to present an inclusive process whereby all out-of-basin point source discharges can be assigned an equitable share of the allowable load, taking into consideration plant upgrades since the baseline calculation, design flows, and allowance for facilities that accept combined wastewater flows. A piece meal approach to WLA assignment, or modifying the adopted TMDL WLA as this permit does, is inconsistent with the LIS TMDL.

#### **Response 15**

See General Response.

## **Comment 16**

### **Mass-Loading Limit for TN**

In setting the numeric limit in the Draft Permit, EPA appears to have considered the total annual aggregate nitrogen loadings from out-of-basin point sources discharging to the Connecticut, Thames, and Housatonic Rivers.

EPA itself estimates that the maximum nitrogen loadings for the Housatonic River from 2013 to 2017 was 1,628 lbs/day, which is approximately 34% below the 2,464 lbs/day target for the equitable distribution of the WLA for the Housatonic River. Fact Sheet, at p. 21, Table 2. This achievement benchmark measurement that EPA calculated clearly shows the TMDL WLA goal has been achieved in the Housatonic River. Plainly, the CWA does not authorize EPA to require the permittee to achieve, maintain, or surpass a nearly 50% reduction from the baseline established by the LIS TMDL. Rather, the LIS TMDL established, through proper legal procedure, a 25% aggregate reduction of TN, from the out-of-basin sources, of which a 2,464 lbs/day target is the equitable distribution for the Housatonic River. EPA lacks the statutory and regulatory authority to impose WQBELs on the basis of an arbitrarily chosen concentration limit, on the basis of an arbitrary data set (2013-2017) and that clearly conflicts with the adopted TMDL WLA.

If EPA does include numeric limits “to ensure implementation of an[] available WLA,” those limits actually should reflect the 2,464 lbs/day Housatonic River share of the TMDL WLA. Here, however, the 104.3 lbs/day limit appears to be based a concentration limit of 10 mg/L, which has no relation to the TMDL. Again, EPA has failed to identify how it established the numeric limit to meet the TMDL WLA, which requires only 25% reduction from the 3,286 lbs/day baseline. In this instance, no mass-based limit is necessary to meet the TMDL WLA.

## **Response 16**

See General Response overall and particularly Section I.

## **Comment 17**

### **Lack of Adequate Statement of Basis in the Fact Sheet**

EPA has not provided an adequate statement of basis in the Fact Sheet for the TN effluent limitation. The Fact Sheet provides:

While substantial TN out-of-basin load reductions have occurred at some facilities by means of optimization requirements alone, concerns raised in recent public comments by the downstream state (Connecticut) and concerned citizens have highlighted the need for clearly enforceable, numeric, loading-based effluent limits to ensure that the annual aggregate nitrogen loading from out-of-basin point sources are consistent with the TMDL WLA for 19,657 lb/day and to ensure that current reductions in loading do not increase, given the continued impairment status of the LIS.

EPA also references:

- The implementation of WLAs pursuant to 40 CFR 122.44(d)(1)(vii)(B);
- Provisions to prevent further degradation (see Fact Sheet, at p. 21, n.9); and
- The consideration of water quality standards of downstream states (see Fact Sheet, at p. 21, n.10).

While EPA has cited various sections of the statute and rules, EPA has failed to provide an explanation regarding how each of these citations support the imposition of a TN limit in the Draft Permit.

We address each of these regulatory citations below:

- 40 CFR 122.44(d)(1)(vii)(B) provides that an effluent limitation shall be consistent with an assigned WLA. Because the WLA for out-of-basin dischargers is already being achieved, this provision does not provide support for the imposition of effluent limitations. Further, the development of a new WLA using an arbitrary data set, as EPA has done in this draft permit, is not consistent with the existing TMDL.
- The Federal regulation at 40 CFR 131.12(a)(1), and the corresponding MA state regulation, 314 CMR 4.04(1), merely require that existing instream water uses and the level of water quality necessary to protect existing uses shall be maintained and protected.

EPA approved the LIS TMDL, which established WLAs necessary to protect and maintain the downstream water quality in the LIS, and that WLA has been achieved. Accordingly, these rules do not provide support for the imposition of effluent limitations based upon the arbitrary assignment of a concentration value translated in a load limit.

- 40 CFR 122.44(d)(4) references CWA Section 401(a)2, which provides that if a discharge in one state will affect the waters of a downstream state, EPA must notify the downstream state.

Additionally, if the downstream state requests a hearing on the permit, and the hearing officer determines that the discharge affects the water quality of a downstream state will be affected, the permitting authority must issue the permit in a way that protects downstream water quality.

Again, the LIS TMDL already addresses this issue by establishing individual WLAs for in-basin discharges and a single, aggregate WLA for out-of-basin dischargers that protects water quality and addresses downstream impairment.

If EPA and Connecticut believe the existing TMDL is not adequate to protect water quality, the regulators should consider a scientifically based solution, inclusive of all affected dischargers. SWSC objects to the imposition of an effluent limitation based upon the request of a third party, without a technical or regulatory basis.

## **Response 17**

See General Response

## **Comment 18**

### **LIS TMDL Out-of-Basin Targets Met**

The TMDL 25% target reduction for TN loading from out-of-basin dischargers has been met and substantially exceeded. EPA has not provided a basis in this Fact Sheet to support further reductions. Specifically, EPA has failed to provide the following information:

- EPA appears to have imposed a TN limitation based upon the concerns of commenters but provided no technical and legal basis for requiring a discharger-specific TN loading.
- Indicators, analyses, or other site-specific studies to support EPA's determination that 54% of Massachusetts treatment plants in the LIS watershed should have a TN limit and 46% of discharges should not have a TN limit despite the fact that the TMDL target has already been achieved.
- The regulatory basis for the determination that 104.3 lbs/day is the appropriate load for the Lee WWTP when integrated into an aggregate reduction spread across a three-state region.

Absent such information, the Fact Sheet lacks a basis and background for the imposition of a TN loading for the Town of Lee.

## **Response 18**

EPA disagrees with these comments which are repetitive of Comment 13 through Comment 18. See General Response.

## **Comment 19**

Table 2 of the Fact Sheet states that the maximum loading from 2013 to 2017 across Connecticut, Housatonic, and Thames Rivers is 16,689 lbs/day.

EPA has not provided the data, analysis, or justification for the 16,689 lbs/day assignment. Accordingly, SWSC asks that EPA provide the following:

- The data used to calculate the maximum loading for each of the rivers,
- The justification used to estimate loadings for WWTPs that do not monitor for TN,
- The rationale for assigning an aggregate load for the three rivers, by choosing the highest load from the individual rivers based on different years,
- The rationale for choosing to measure loads from 2013 – 2017, and
- Explanation of whether these loads are calculated as weekly average, monthly average, annual average, rolling annual average, or some other calculation.

## Response 19

TN data from 2013-2017 was analyzed in the development of the effluent loading and optimization requirements presented in the Draft Permit. EPA has summarized the 2013-2018 estimated annual loadings for each facility in Appendix A to this Response to Comments, including 5-year averages for 2013-2017 and 2014-2018. Although TN monitoring requirements are included in permits for nearly all the facilities, not all facilities have been monitoring effluent TN since 2013. Therefore, Appendix A includes the assumptions used to estimate facilities loadings for years where no data was available.

## Comment 20

### Concentrations for TN

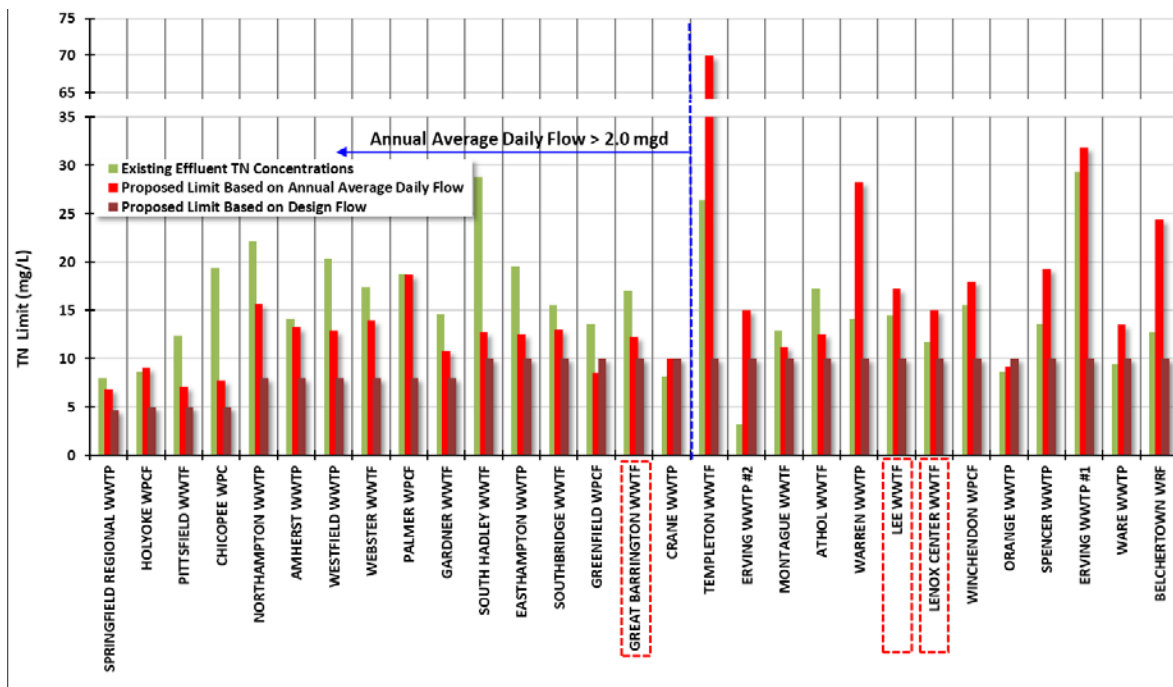
Table 3 of the Draft Permit includes the tiered concentrations that EPA intends to apply to Massachusetts dischargers, based on facility design flow. Specifically, EPA proposes annual average total nitrogen mass loading limits for Massachusetts dischargers based on 5 mg/L, 8 mg/L, and 10 mg/L at design flow. The Draft Permit, again, provides no justification for such concentrations and fails to describe how the concentrations are related in any way to the WLAs for the Connecticut, Housatonic, and Thames Rivers.

The Draft Permit provides only the following explanation for the tiered concentrations:

Therefore, EPA intends to include a total nitrogen rolling annual average mass based loading limit (in lb/day) and a requirement to optimize current treatment systems to minimize the effluent nitrogen in all permits issued to wastewater treatment plants with design flow greater than or equal to one (1) MGD that discharge to the LIS watershed in Massachusetts. Table 3 summarizes the approach to update TN requirements for this and future permits in the LIS watershed in Massachusetts.

Figure 1 below shows Massachusetts POTWs with design flows greater than 1.0 MGD and compares the existing effluent TN concentration based on reported values from DMRs (green bar), the calculated TN concentration based on EPA's allowable load and annual average daily flow (bright red bar) and EPA's "tiered" concentration limit as is imposed in this draft permit (dark red bar).

From this comparison, we can see that most of the Massachusetts POTWs to the left of the blue dashed centerline (actual annual average flow greater than 2.0 MGD) will NOT be able to meet new TN limits whether they are based on the tiered concentration approach as in this permit, or the calculated concentration based on EPA's allowable loading. These plants will require costly upgrades. EPA has not provided any scientific basis for requiring TN concentration limits, which as shown below, will cause impacted communities unwarranted economic hardship.



Accordingly, we request that EPA consider and address the following:

- What study has EPA based these concentration assignments on?
- How will these concentration assignments, in isolation of the TMDL, impact the LIS ?
- What is the basis for concentration assignments that vary among the size of the treatment plant?
- What are the current levels of treatment at these facilities and what is the economic and social impacts of requiring upgrades?
- What specific environmental gains in terms of ambient water quality in the LIS are these concentrations projected to have?
- What is the balance of the environmental benefit versus the social and economic cost?
- Are these concentration values applicable to industrial dischargers as well?
- What is the basis used to determine that is it appropriate for 29 WWTF's in Massachusetts to have TN effluent limitations, while 25 other WWTF's should have no limit?

Absent further demonstration that the tiered concentrations are derived from the TMDL and are necessary to ensure the implementation of an available and approved WLA, the tiered concentrations—like the mass-based limits derived thereof—appear wholly unrelated to the LIS TMDL nitrogen targets. As discussed above, the current levels of TN loadings achieved a nearly 50% reduction from baseline loadings in the Housatonic River, which is well above the reduction required by the TMDL. Accordingly, EPA should revise the Draft Permit to maintain the current “report only” requirements and eliminate the mass-based limit for TN. If EPA seeks to impose an effluent limit for TN, it must operate within its statutory and regulatory authority to develop limits utilizing the currently approved TMDL WLA of 19,657 lbs/day for the out-of-basin dischargers.

## **Response 20**

See General Response.

## **Comment 21**

### **Optimization**

EPA requires that the Lee WWTP implement “optimization methods to ensure that the facility is operated in such a way that discharges of total nitrogen are minimized.” Fact Sheet, at p. 22. Further, certain provisions of the CWA authorize EPA to require certain control measures and proper operation and maintenance, but the statutory scheme does not authorize EPA to prescribe how a plant operator must achieve those requirements as contemplated in the Draft Permit requiring an evaluation of alternative methods of operating “to optimize the removal of nitrogen.” See Draft Permit, at p. 15. Here, “optimization” is not an applicable control measure or operation and maintenance requirement deriving from any statutory or regulatory CWA authority.

Even if the CWA authorized the imposition of an optimization requirement, the requirement as described in the Draft Permit is impermissibly vague. EPA has promulgated under the CWA no rule, issued guidance, nor defined what constitutes “optimization.” The Draft Permit includes a non-exhaustive list of optimization methods to be evaluated but lacks specificity as to what types of operational changes may be required. Absent a clear statutory or regulatory directive regarding optimization, permittees will have no opportunity to meaningfully comply with the requirement. For example, permittees have no guidance regarding whether or not evaluation of alternative methods to optimize the removal of nitrogen will require additional expenditures for operation and maintenance or capital improvements. Additionally, even if the Lee WWTP meets the Draft Permit’s average annual TN loading requirement, the optimization requirement will still expose the permittee to liability in the form of potential permit violations or lawsuits from third-parties alleging that the permittee nonetheless failed to achieve some amorphous level of “optimization.”

Ultimately, EPA has not identified, and the permittee is not aware of, any statutory or justification authority for the “optimization” requirement. The requirement is both impermissibly vague and exceeds EPA’s authority where the out-of-basin point sources, including the Housatonic River, are already achieving the WLA as required by the LIS TMDL.

## **Response 21**

EPA disagrees with the commenter’s assertions that the special condition to optimize facility operation to minimize the discharge of nitrogen is not a permissible requirement. The authority to require such special condition effluent limitations in addition to or in lieu of a numeric concentration or load based effluent limitations is contained in the definition of effluent limitation in both the Clean Water Act and its implementing regulations, cited below (emphasis added).

CWA § 502(11):

The term “effluent limitation” means **any restriction** established by a State or the Administrator on quantities, rates, and concentrations of chemical, physical, biological, and other constituents which are discharged from point sources

40 C.F.R. 122.2:

*Effluent limitation* means **any restriction** imposed by the Director on quantities, discharge rates, and concentrations of “pollutants” which are “discharged” from “point sources” into “waters of the United States,” the waters of the “contiguous zone,” or the ocean.

“Special conditions” are defined in EPA’s NPDES Permit Writer’s Manual as those which

“supplement numeric effluent limitations and require the permittee to undertake activities designed to reduce the overall quantity of pollutants being discharged to waters of the United States, to reduce the potential for discharges of pollutants, or to collect information that could be used in determining future permit requirements.” (*NPDES Permit Writers’ Manual, Chapter 9*, USEPA September 2010 [EPA833-K-10-001]).

As the optimization requirement supplements the TN annual average load limit and is designed to reduce the overall quantity of nitrogen being discharged, it clearly fits within this definition. The lack of specificity in the requirement is intended to afford the permittee with the latitude to develop the optimization strategy that best meets the configuration and operation of the facility.

It is intended that during the first year of the permit, alternative methods of operating the facility to optimize nitrogen removal will be evaluated. At the end of the year the permittee will submit a report to the EPA and MassDEP of its findings. The optimal operational method will be self-implementing by the permittee at the beginning of the second year and does not require EPA or MassDEP approval.

## **Comment 22**

### **No Adequate Opportunity for Public Comment**

During development of a TMDL, the public is provided an opportunity to comment on the development of individual WLAs, the distribution of WLAs, the allocation of the WLA versus load allocation (LA), and the economic impacts of the overall TMDL plan to attain water quality in the impaired waterbody segment.

During development and public notice of the LIS TMDL, EPA presented the public with a TMDL that provided for the overall attainment (and associated economic impacts) of the water

quality criteria through (1) assigned WLAs to in-basin dischargers and (2) aggregate load target reductions from out-of-basin dischargers.

In this Draft Permit, EPA has effectively assigned an out-of-basin WLA to an individual discharger and provided public comment in isolation of the overall TMDL attainment plan, in isolation of all other out-of-basin dischargers, and in isolation of all other in-basin WLAs and LAs. By limiting public comment to an isolated WLA developed outside the TMDL process that should be applied on a basin-wide level, EPA has prevented the public from effectively evaluating the overall impacts of this action on the TMDL's overarching strategy to attain water quality goals.

## **Response 22**

See General Response Section III.

## **Comment 23**

### **Conclusion**

The SWSC continues to have considerable concerns with EPA's decision not to include the out-of-basin community in its strategy development as well as EPA's failure not to require the collection of new, relevant data in determining both the out-of-basin nitrogen impacts on LIS and the effectiveness of nutrient reduction programs in New York and Connecticut. Still, SWSC believes that an equitable distribution of loads among the out-of-basin dischargers can be achieved. The SWSC fully supports the LIS initiative in its clean water efforts and has proposed additional financial support to gather data and make informed decisions to that effect, and we reaffirm that commitment. However, to successfully implement NPDES conditions that will meaningfully reduce TN discharges, EPA must provide a scientific basis for permit conditions and limitations that considers all out-of-basin discharges.

To that end, SWSC requests that EPA develop annual average TN loading values that:

- Reflect advances WWTPs have made for TN removal since the LIS TMDL 1998 baseline;
- Allow for reasonable growth in the sewer service area up to the design flow of the affected plant;
- Allow for a reasonable trading scenario for economic efficiency; and
- Establish TN "goals" rather than enforceable limitations to allow for appropriate permit adjustments in the future without anti-backsliding issues.
- Utilize the existing, approved TMDL WLA of 19,657 or provide an opportunity to revise the TMDL based on new information.

Specifically, SWSC requests that EPA eliminate the concentration-based mass numeric limit and remove the optimization requirements. EPA has identified no basis for including a mass limit based upon arbitrary tiered concentration values. If EPA requires a mass-based limit, EPA must revise the arbitrary concentration-based mass limit included in the Draft Permit in favor of a limit that actually reflects the 25% reduction target required by the LIS TMDL. Further, the

adopted LIS TMDL supports a WLA of 19,657 lbs/day for out-of-basin dischargers, with an equitable share of 2,464 lbs/day for the Housatonic River. EPA has not provided a technical or legal justification for modifying the TMDL WLA through an individual NPDES permit. Accordingly, SWSC urges EPA to provide for a collaborative effort to determine the appropriate distribution of the approved WLA. Additionally, SWSC requests that EPA establish the basis for its determination that 25 of 54 MA WWTPs in the LIS Watershed require no TN loading goal while 29 require enforceable limits.

SWSC appreciates the opportunity to submit the foregoing public comments to EPA and MassDEP regarding Draft Permit No. MA0100153. Please contact me with any questions concerning the issues and recommendations contained in these comments.

### **Response 23**

See General Response.

## **IX. Comments from Adam Krantz, CEO, National Association of Clean Water Agencies, on July 22, 2019**

### **Comment 24**

The National Association of Clean Water Agencies (“NACWA”) appreciates the opportunity to submit comments with respect to the total nitrogen (“TN”) limit and conditions in the above referenced draft NPDES Permits (the “Draft Permits”). NACWA represents over 300 public clean water utilities across the country, including 22 utilities in EPA Region 1. NACWA’s members treat and reclaim the majority of the wastewater generated each day nationwide, providing an essential service that protects human health and the environment.

For well over a year NACWA has been monitoring the US Environmental Protection Agency’s (“EPA” or “Agency”) Long Island Sound (“LIS”) Nitrogen Reduction Strategy (the “Strategy”). Our comment letters to EPA Regions 1 and 2 are attached for your reference. NACWA remains concerned about EPA’s efforts, both from a process standpoint and from a scientific perspective. Our main concern has been the use of EPA’s strategy to support new effluent limits imposed on regulated parties.

In an August 2018 letter to NACWA, EPA stated that the Strategy work underway will not lead to any requirements or other provisions that are legally binding (see attached EPA letter to NACWA). The Draft Permits at issue impose TN limits and nitrogen “optimization” requirements. EPA has not provided scientific or legal justification for these requirements. If the Strategy findings serve as a basis for these requirements, that basis is flawed.

### **Response 24**

The commenter’s “main concern” that EPA has used the Long Island Sound Nitrogen Reduction Strategy “to support new effluent limits” is incorrect. The effort underway as part of the Long Island Sound Nitrogen Reduction Strategy, while important, is separate from the NPDES permitting process of which this permit is a part. The basis for how the

nitrogen effluent limits and optimization requirements that form the foundation for the systemic permitting approach being utilized for this permit and others in Massachusetts is set forth in the General Response at the beginning of this document (see Section I). In that response, we emphasize that “EPA’s current systemic NPDES permitting approach discussed in this general comment, and embodied in this permit, do not currently rely on data from the LIS Strategy” (see Section I, footnote 1), although we acknowledge in that same section that “future efforts to establish permit limits could be informed by relevant data and recommendations that result from the LIS Strategy effort.”

In response to the commenter’s suggestion that EPA has not provided “scientific or legal justification” for the TN limits and nitrogen optimization requirements, EPA disagrees. See General Response.

#### **Comment 25**

If EPA and Connecticut believe the existing LIS Total Maximum Daily Load (“TMDL”) is not adequate to protect water quality, the regulators should use the established transparent process for reviewing and revising TMDLs.

Again, NACWA is grateful for the opportunity to submit these comments. Please contact me with any questions concerning the issues and recommendations contained in these comments and the attached letters (See: Appendix A – Attached Letters to Public Comments from NACWA).

#### **Response 25**

As set forth in the General Response at the beginning of this response to comments, the TMDL process is an important, but not the only, mechanism that operates within the statutory mandates of the Clean Water Act to support the protection of water quality. See the General Response.

**SUMMARY OF OUT-OF-BASIN TOTAL NITROGEN ANNUAL AVERAGE EFFLUENT LOADS (lb/day)<sup>1</sup>**

	Historical Estimates			Annual Average Load <sup>2</sup>						Average 2013- 2017 <sup>2</sup>	Average 2014- 2018 <sup>2</sup>
	1998 Baseline	TMDL Target	2004- 2005	2013	2014	2015	2016	2017	2018		
<b>Connecticut River</b>	<b>21,672</b>	<b>16,254</b>	<b>13,836</b>	<b>12,215</b>	<b>12,120</b>	<b>11,657</b>	<b>10,211</b>	<b>11,165</b>	<b>10,906</b>	<b>11,404</b>	<b>11,212</b>
Massachusetts			9,939	9,308	9,184	8,945	7,695	8,390	8,331	8,704	8,509
New Hampshire			2,170	1,610	1,662	1,457	1,370	1,555	1,154	1,461	1,440
Vermont			1,727	1,297	1,273	1,255	1,146	1,221	1,421	1,238	1,263
<b>Housatonic River (MA only)</b>	<b>3,286</b>	<b>2,464</b>	<b>2,151</b>	<b>1,566</b>	<b>1,667</b>	<b>1,605</b>	<b>1,509</b>	<b>1,612</b>	<b>1,707</b>	<b>1,592</b>	<b>1,626</b>
<b>Thames River (MA only)</b>	<b>1,253</b>	<b>939</b>	<b>1,015</b>	<b>617</b>	<b>677</b>	<b>666</b>	<b>564</b>	<b>556</b>	<b>583</b>	<b>616</b>	<b>609</b>
<b>Total Out-Of-Basin Load</b>	<b>26,211</b>	<b>19,657</b>	<b>17,002</b>	<b>14,398</b>	<b>14,464</b>	<b>13,928</b>	<b>12,284</b>	<b>13,333</b>	<b>13,196</b>	<b>13,612</b>	<b>13,447</b>

## NOTES:

1. Based on additional quality assurance review for individual facilities, some of the estimated total annual loadings for the years 2013-2017 have been revised since estimate provided in Fact Sheet Table 2. Includes industrial process water discharges. Does not include industrial or municipal stormwater discharges.

2. Based on end-of-pipe effluent data from 126 facilities (17 industrial facilities and 109 publicly or privately owned treatment works). See pages that follow for loads from individual facilities.

**APPENDIX A - TOTAL NITROGEN OUT-OF-BASIN LOADS 2013-2018**

**Summary of Massachusetts Out-Of-Basin Wastewater Treatment Plant and Industrial Discharger Total Nitrogen Effluent Data**

Permit #	Name	Type	Design Flow (MGD)	2013-2017 Avg Flow (MGD)	2014-2018 Avg Flow (MGD)	2013 Average Load (lb/day)	2014 Average Load (lb/day)	2015 Average Load (lb/day)	2016 Average Load (lb/day)	2017 Average Load (lb/day)	2018 Average Load (lb/day)	2013-2017 Avg Load (lb/day)	2014-2018 Avg Load (lb/year)
<b>Total Massachusetts Out-of-Basin Load</b>			<b>262</b>	<b>143</b>	<b>146</b>	<b>11,491</b>	<b>11,528</b>	<b>11,215</b>	<b>9,767</b>	<b>10,557</b>	<b>10,631</b>	<b>10,912</b>	<b>10,740</b>
<b>Total Massachusetts Connecticut River Load</b>			<b>179.6</b>	<b>96</b>	<b>98</b>	<b>9,308</b>	<b>9,184</b>	<b>8,945</b>	<b>7,695</b>	<b>8,390</b>	<b>8,341</b>	<b>8,704</b>	<b>8,511</b>
MA0101613	SPRINGFIELD REGIONAL WTP	POTW	67.00	36.26	36.26	2,528	2,303	2,377	1,643	1,953	1,684	2,161	1,992
MA0101508	CHICOPEE WPC	POTW	15.50	7.59	7.83	2,187	2,220	2,092	1,854	1,872	1,895	2,045	1,987
MA0101630	HOLYOKE WPCF	POTW	17.50	8.02	8.05	774	584	644	687	747	593	687	651
MA0101214	GREENFIELD WPCF	POTW	3.20	3.16	3.23	471	436	467	460	386	482	444	446
MA0100994	GARDNER WWTF	POTW	5.00	2.79	2.89	310	413	470	377	455	404	405	424
MA0101818	NORTHAMPTON WWTP	POTW	8.60	3.80	3.85	368	489	412	355	393	453	403	420
MA0100218	AMHERST WWTP	POTW	7.10	3.60	3.76	425	456	411	335	342	377	394	384
MA0100455	SOUTH HADLEY WWTF	POTW	4.20	2.25	2.37	448	393	325	288	364	315	363	337
MA0101478	EASTHAMPTON WWTP	POTW	3.80	3.24	3.44	223	202	186	262	329	639	240	324
MA0101800	WESTFIELD WWTP	POTW	6.10	2.82	2.88	258	276	225	221	189	211	234	224
MA0110264	AUSTRALIS AQUACULTURE, LLC	IND	0.30	0.14	0.13	113	149	138	116	107	74	125	117
MA0101168	PALMER WPCF	POTW	5.60	1.39	1.47	217	142	92	84	100	125	127	109
MA0100137	MONTAGUE WWTF	POTW	1.80	0.83	0.84	78	107	78	55	215	78	107	107
MA0100099	HADLEY WWTP	POTW	0.54	0.38	0.38	78	73	76	65	109	67	80	78
MA0100889	WARE WWTP	POTW	1.00	0.54	0.55	76	62	89	87	72	78	77	77
MA0101257	ORANGE WWTP	POTW	1.10	0.90	0.98	69	72	62	58	91	91	70	75
MA0003697	BARNHARDT MANUFACTURING	IND	0.89	0.33	0.33	56	58	78	49	54	96	59	67
MA0103152	BARRE WWTF	POTW	0.30	0.18	0.19	76	77	81	50	50	49	67	61
MA0101567	WARREN WWTP	POTW	1.50	0.27	0.26	45	45	42	124	38	55	59	61
MA0000469	SEAMAN PAPER OF MASSACHUSETTS	IND	1.10	0.84	0.83	19	26	97	53	62	46	51	57
MA0100005	ATHOL WWTF	POTW	1.75	0.73	0.79	48	76	56	40	39	44	52	51
MA0101061	NORTH BROOKFIELD WWTP	POTW	0.62	0.32	0.32	55	62	51	40	47	50	51	50
MA0110043	MCLAUGHLIN STATE TROUT HATCHERY	IND	7.50	7.14	7.12	45	39	44	43	41	37	42	41
MA0100919	SPENCER WWTP	POTW	1.08	0.29	0.35	16	28	33	31	29	71	27	38
MA0100862	WINCHENDON WPCF	POTW	1.10	0.48	0.50	19	25	33	29	48	40	31	35
MA0101290	HATFIELD WWTF	POTW	0.50	0.16	0.17	44	51	37	28	28	27	38	34
MA0101052	ERVING WWTP #2	POTW	2.70	1.78	1.78	34	35	38	38	33	25	36	34
MA0100340	TEMPLETON WWTF	POTW	2.80	0.26	0.27	14	19	35	18	21	35	22	26

**APPENDIX A - TOTAL NITROGEN OUT-OF-BASIN LOADS 2013-2018**

**Summary of Massachusetts Out-Of-Basin Wastewater Treatment Plant and Industrial Discharger Total Nitrogen Effluent Data**

Permit #	Name	Type	Design Flow (MGD)	2013-2017 Avg Flow (MGD)	2014-2018 Avg Flow (MGD)	2013 Average Load (lb/day)	2014 Average Load (lb/day)	2015 Average Load (lb/day)	2016 Average Load (lb/day)	2017 Average Load (lb/day)	2018 Average Load (lb/day)	2013-2017 Avg Load (lb/day)	2014-2018 Avg Load (lb/year)
MAG580004	SOUTH DEERFIELD WWTP	POTW	0.85	0.37	0.37	16	15	33	18	18	27	20	22
MA0040207	CHANG FARMS INC	IND	0.65	0.22	0.22	27	22	15	34	20	20	24	22
MA0110035	MCLAUGHLIN/SUNDERLAND STATE FISH HATCHERY	IND	2.10	2.14	2.16	21	25	22	19	20	25	21	22
MA0102148	BELCHERTOWN WRF	POTW	1.00	0.35	0.36	25	61	13	11	11	5.6	24	20
MAG580002	SHELBURNE WWTF	POTW	0.25	0.15	0.16	14	15	13	17	17	21	15	17
MAG580005	SUNDERLAND WWTF	POTW	0.50	0.16	0.17	22	20	12	13	10	9.3	16	13
MAG580001	OLD DEERFIELD WWTP	POTW	0.25	0.066	0.068	12	13	14	13	12	12	13	13
MA0110051	MCLAUGHLIN/BITZER STATE TROUT HATCHERY	IND	1.43	1.76	1.70	11	23	12	12	8.2	8.2	13	13
MA0032573	NORTHFIELD MT HERMON SCHOOL WWTP	POTW	0.45	0.066	0.072	13	22	7.6	15	10	10	14	13
MA0100102	HARDWICK WPCF	POTW	0.23	0.11	0.12	19	8.2	5.9	13	4.3	17	10	10
MA0100200	NORTHFIELD WWTF	POTW	0.28	0.072	0.080	8.1	3.8	6.8	6.5	10	14	7.0	8.1
MA0101516	ERVING WWTP #1	POTW	1.02	0.14	0.14	5.4	7.2	6.1	3.7	10	7.5	6.4	6.9
MA0102776	ERVING WWTP #3	POTW	0.010	0.0046	0.0049	6.8	6.1	2.9	6.9	8.0	7.5	6.1	6.3
MA0102431	HARDWICK WWTP	POTW	0.040	0.016	0.016	3.0	7.4	1.5	11	6.9	2.3	6.0	5.9
MAG580003	CHARLEMONT WWTF	POTW	0.050	0.016	0.016	4.8	7.5	4.2	4.8	4.8	4.8	5.2	5.2
MA0101265	HUNTINGTON WWTP	POTW	0.20	0.069	0.067	3.0	4.6	4.1	5.6	4.3	5.2	4.3	4.7
MA0100188	MONROE WWTF	POTW	0.020	0.012	0.013	<u>1.4</u>	<u>1.4</u>	1.4	1.2	2.3	1.7	1.5	1.6
MA0000272	PAN AM RAILWAYS YARD	IND	0.015	<u>0.010</u>	0.011	0.2	0.06	0.13	0.12	0.47	0.18	0.20	0.19
MA0001350	LS STARRETT PRECISION TOOLS	IND	0.025	0.014	0.014	0.03	0.03	0.0	0.08	0.07	0.04	0.04	0.05
MA0100161	ROYALSTON WWTP	POTW	0.039	0.0134	0.01298	0.520	<u>0.9</u>	0.49	0.43	0.49	0.60	0.57	0.59
<b>Total Massachusetts Housatonic Load</b>			<b>29.4</b>	<b>17</b>	<b>18</b>	<b>1,566</b>	<b>1,667</b>	<b>1,605</b>	<b>1,509</b>	<b>1,612</b>	<b>1,707</b>	<b>1,592</b>	<b>1,626</b>
MA0101681	PITTSFIELD WWTF	POTW	17.00	10.10	10.55	1,181	1,179	1,176	1,145	1,245	1,319	1,185	1,213
MA0000671	CRANE WWTP	POTW	3.10	3.05	3.07	138	155	142	108	116	107	132	126
MA0101524	GREAT BARRINGTON WWTF	POTW	3.20	0.90	0.97	96	110	120	100	99	124	105	111
MA0100935	LENOX CENTER WWTF	POTW	1.19	0.59	0.61	54	49	67	59	71	78	60	65
MA0001848	ONYX SPECIALTY PAPERS INC - WILLOW MILL	IND	1.10	0.96	0.94	31	51	39	44	33	22	40	38
MA0005011	PAPERLOGIC TURNERS FALLS MILL(6)	IND	0.70	0.73	0.73	24	85	17	12	6.5	Term	29	30
MA0100153	LEE WWTF	POTW	1.25	0.62	0.64	15	18	17	14	15	35	16	20
MA0101087	STOCKBRIDGE WWTP	POTW	0.30	0.14	0.15	17	10	15	16	13	10	14	13
MA0103110	WEST STOCKBRIDGE WWWWTF	POTW	0.076	0.014	0.014	<u>4.7</u>	<u>5.3</u>	<u>3.8</u>	4.3	5.0	3.7	4.6	4.4
MA0001716	MEADWESTVACO CUSTOM PAPERS LAUREL MILL	IND	1.5	0.35	0.34	4.6	4.3	7.9	5.7	7.2	7.8	5.9	6.6

# APPENDIX A - TOTAL NITROGEN OUT-OF-BASIN LOADS 2013-2018

Summary of Massachusetts Out-Of-Basin Wastewater Treatment Plant and Industrial Discharger Total Nitrogen Effluent Data

Permit #	Name	Type	Design Flow (MGD)	2013-2017 Avg Flow (MGD)	2014-2018 Avg Flow (MGD)	2013 Average Load (lb/day)	2014 Average Load (lb/day)	2015 Average Load (lb/day)	2016 Average Load (lb/day)	2017 Average Load (lb/day)	2018 Average Load (lb/day)	2013-2017 Avg Load (lb/day)	2014-2018 Avg Load (lb/year)
<b>Total Massachusetts Thames River Load</b>			<b>11.8</b>	<b>6</b>	<b>6</b>	<b>617</b>	<b>677</b>	<b>666</b>	<b>564</b>	<b>556</b>	<b>583</b>	<b>616</b>	<b>609</b>
MA0100439	WEBSTER WWTF	POTW	6.00	2.94	2.97	329	389	393	328	292	344	346	349
MA0100901	SOUTHBRIDGE WWTF	POTW	3.77	2.03	1.97	<i>182</i>	<i>178</i>	149	154	151	130	163	152
MA0101141	CHARLTON WWTF	POTW	0.45	0.21	0.21	44	40	75	41	68	70	53	59
MA0100421	STURBRIDGE WPCF	POTW	0.75	0.52	0.51	19	44	21	18	19	20	24	24
MA0101796	LEICESTER WATER SUPPLY WWTF	POTW	0.35	0.19	0.19	41	24	27	22	26	19	28	24
MA0100170	OXFORD ROCHDALE WWTP	POTW	0.50	0.23	0.24	1.4	2.4	1.0	0.23	0.57	0.49	1.1	0.9

## NOTES:

1) *italics* = estimated load based on average conc & flow from other years, or if no data for any years, assumed concentration of 19.6 mg/L.

2) The loads represent annual totals, based on annual daily average flow and daily average nitrogen concentration.

3) Term = Permit was terminated in that year

4) This summary only includes POTWs and Industrial sources for which there was nitrogen monitoring at the outfalls for treated effluent and/or process wastewater.

**APPENDIX A - TOTAL NITROGEN OUT-OF-BASIN LOADS 2013-2018**

**Summary of New Hampshire Out-Of-Basin Wastewater Treatment Plant and Industrial Discharger Total Nitrogen Effluent Data**

Permit #	Name	Type	Design Flow (MGD)	2013-2017 Avg Flow (MGD)	2014-2018 Avg Flow (MGD)	2013 Average Load (lb/day)	2014 Average Load (lb/day)	2015 Average Load (lb/day)	2016 Average Load (lb/day)	2017 Average Load (lb/day)	2018 Average Load (lb/day)	2013-2017 Avg Load (lb/day)	2014-2018 Avg Load (lb/day)
<b>Total New Hampshire Out-of-Basin Load</b>			<b>31.5</b>	<b>18.5</b>	<b>18.6</b>	<b>1,610</b>	<b>1,662</b>	<b>1,457</b>	<b>1,370</b>	<b>1,555</b>	<b>1,154</b>	<b>1,451</b>	<b>1,440</b>
NH0000621	BERLIN STATE FISH HATCHERY	IND	6.1	6.41	6.30	<u>16</u>	8.8	13	13	15	8.7	12	12
NH0000744	NH DES (TWIN MTN STATE FISH HATCHERY)	IND	1.0	0.78	0.78	<u>5.0</u>	2.0	5.8	6.2	5.5	5.1	4.8	4.9
NH0100099	HANOVER WWTF	POTW	2.3	1.29	1.30	<u>341</u>	<u>341</u>	<u>341</u>	313	350	361	339	341
NH0100145	LANCASTER WWTF	POTW	1.2	0.79	0.79	<u>75</u>	<u>84</u>	<u>78</u>	45	72	63	69	68
NH0100153	LITTLETON WWTP	POTW	1.5	0.71	0.69	<u>52</u>	<u>32</u>	<u>36</u>	24	31	45	38	34
NH0100200	NEWPORT WWTF	POTW	1.3	0.59	0.59	<u>87</u>	<u>97</u>	<u>63</u>	80	80	79	81	80
NH0100366	LEBANON WWTF	POTW	3.2	1.48	1.49	<u>136</u>	<u>136</u>	<u>136</u>	132	127	152	139	137
NH0100382	HINSDALE WWTP	POTW	0.3	0.18	0.19	<u>18</u>	<u>18</u>	<u>17</u>	11	20	16	16	16
NH0100510	WHITEFIELD WWTF	POTW	0.2	0.07	0.08	<u>12</u>	<u>35</u>	<u>22</u>	15	18	24	22	23
NH0100544	SUNAPEE WWTF	POTW	0.6	0.40	0.40	<u>32</u>	<u>32</u>	<u>32</u>	<u>32</u>	50	33	32	35
NH0100765	CHARLESTOWN WWTP	POTW	1.1	0.27	0.28	<u>18</u>	<u>22</u>	<u>13</u>	12	19	22	17	17
NH0100790	KEENE WWTF	POTW	6.0	2.79	2.89	<u>506</u>	<u>533</u>	<u>397</u>	<u>394</u>	<u>452</u>	<u>40</u>	374	363
NH0101052	TROY WWTF	POTW	0.3	0.07	0.08	<u>16</u>	<u>23</u>	<u>15</u>	12	13	25	18	18
NH0101150	WEST SWANZEY WWTP	POTW	0.2	0.07	0.07	<u>11</u>	<u>6.1</u>	<u>6.4</u>	<u>7.8</u>	<u>7.8</u>	15	9.3	8.7
NH0101168	MERIDEN VILLAGE WATER DISTRICT	POTW	0.1	0.03	0.03	<u>0.63</u>	<u>0.53</u>	<u>2.5</u>	<u>1.4</u>	<u>2.9</u>	<u>1.3</u>	<u>1.3</u>	<u>1.7</u>
NH0101257	CLAREMONT WWTF	POTW	3.9	1.51	1.51	<u>161</u>	<u>161</u>	<u>161</u>	<u>161</u>	163	146	158	158
NH0101392	BETHLEHEM VILLAGE WWTP (1)	POTW	0.3	0.21	0.21	<u>30</u>	<u>25</u>	<u>26</u>	<u>25</u>	29	25	26	26
NHG580226	GROVETON WWTP	POTW	0.4	0.13	0.12	<u>14</u>	<u>18</u>	<u>13</u>	10	12	14	14	13
NHG580315	COLEBROOK WWTP	POTW	0.5	0.19	0.22	<u>22</u>	<u>26</u>	<u>23</u>	21	31	31	25	26
NHG580391	CHESHIRE COUNTY MAPLEWOOD NURSING HOME	POTW	0.040	0.017	0.02	<u>1.7</u>	<u>2.1</u>	<u>1.6</u>	1.3	1.5	1.3	1.6	1.5
NHG580404	WINCHESTER WWTP	POTW	0.28	0.14	0.14	<u>5.3</u>	<u>6.1</u>	<u>11</u>	3.9	13	8.3	6.9	8.3
NHG580421	LISBON WWTF	POTW	0.3	0.12	0.12	<u>21</u>	<u>26</u>	<u>23</u>	19	17	17	21	20
NHG580536	STRATFORD VILLAGE SYSTEM	POTW	0.1	0.01	0.01	<u>2.3</u>	<u>2.2</u>	<u>1.9</u>	3.9	2.5	2.8	2.6	2.7
NHG580978	WOODSVILLE WWTF	POTW	0.3	0.19	0.19	<u>22</u>	<u>22</u>	<u>15</u>	19	19	13	18	18
NHG581206	NORTHUMBERLAND VILLAGE WPCF	POTW	0.1	0.04	0.04	<u>2.8</u>	<u>2.7</u>	<u>3.3</u>	3.5	2.6	3.1	3.1	3.0
NHG581214	STRATFORD-MILL HOUSE	POTW	0.0	0.01	0.01	<u>2.2</u>	<u>1.4</u>	<u>1.5</u>	2.2	1.8	2.3	1.9	1.8
NHG581249	LANCASTER GRANGE WWTP	POTW	0.0	0.00	0.00	<u>0.54</u>	<u>0.45</u>	<u>0.53</u>	0.45	0.49	0.44	0.48	0.47

**NOTES:**

1) *italics* = estimated load based on average conc & flow from other years, or if no data for any years, assumed concentration of 19.6 mg/L.

2) The loads represent annual totals, based on annual daily average flow and daily average nitrogen concentration.

3) Term = Permit was terminated in that year

4) This summary only includes POTWs and Industrial sources for which there was nitrogen monitoring at the outfalls for treated effluent and/or process wastewater.

**APPENDIX A - TOTAL NITROGEN OUT-OF-BASIN LOADS 2013-2018**

**Summary of Vermont Out-Of-Basin Wastewater Treatment Plant and Industrial Discharger Total Nitrogen Effluent Data**

Permit #	Name	Type	Design Flow (MGD)	2013-2017 Avg Flow (MGD)	2014-2018 Avg Flow (MGD)	2013 load (lb/day)	2014 load (lb/day)	2015 load (lb/day)	2016 load (lb/day)	2017 load (lb/day)	2018 load (lb/day)	2013-2017 Avg Load (lb/day)	2014-2018 Avg Load (lb/day)
	<b>Total Vermont Out-of-Basin Load</b>		<b>18.3</b>	<b>7.7</b>	<b>7.8</b>	<b>1,297</b>	<b>1,273</b>	<b>1,255</b>	<b>1,146</b>	<b>1,221</b>	<b>1,421</b>	<b>1,238</b>	<b>1263</b>
VT0000019	WEIDMANN ELECTRICAL TECHNOLOGY INC	IND	0.25	0.15	0.15	2.3	2.4	1.4	1.4	1.2	1.7	1.7	1.6
VT0000108	PUTNEY PAPER COMPANY MILL & LAGOONS	IND	0.28	0.17	0.16	25	22	26	20	22	17	23	22
VT0000248	FIBERMARK	IND	2.00	1.06	1.06	128	117	82	89	106	92	104	97
VT0100013	BELLOWS FALLS WWTF	POTW	1.40	0.44	0.44	136	136	136	136	102	179	129	138
VT0100048	BETHEL	POTW	0.13	0.07	0.06	5.5	10.4	4.0	2.4	6.5	3.5	5.8	5.4
VT0100064	BRATTLEBORO WWTF	POTW	3.01	1.25	1.27	487	487	487	446	501	421	482	469
VT0100081	CHESTER MTP	POTW	0.19	0.14	0.16	16	16	5.0	4.5	5.6	7.6	9.2	7.6
VT0100145	LUDLOW WWTF	POTW	0.71	0.37	0.37	35	35	27	35	41	42	35	36
VT0100277	PUTNEY	POTW	0.09	0.06	0.05	16	16	16	11	16	21	15	16
VT0100285	RANDOLPH	POTW	0.41	0.17	0.17	23	23	23	21	20	28	22	23
VT0100374	SPRINGFIELD WWTF	POTW	2.20	0.96	0.98	132.8	133	133	133	120	130	130	130
VT0100447	WINDSOR-WESTON HEIGHTS	POTW	0.02	0.01	0.01	0.53	0.40	0.53	1.2	0.88	1.0	0.7	0.8
VT0100579	ST JOHNSBURY	POTW	1.60	0.84	0.83	31	34	23	13	24	146	25	48
VT0100595	LYNDON WWTP	POTW	0.76	0.15	0.15	21	21	21	16	24	21	20	20
VT0100625	CANAAN MTP	POTW	0.19	0.10	0.10	25	17	15	16	19	17	18	17
VT0100633	DANVILLE WPCF	POTW	0.07	0.03	0.03	2.6	2.9	3.5	7.6	4.4	4.3	4.2	4.5
VT0100706	WILMINGTON WWTP	POTW	0.15	0.07	0.08	1.5	3.8	15.9	10.0	4.7	17.2	7.2	10
VT0100731	READSBORO WPC	POTW	0.76	0.04	0.04	3.6	3.6	3.2	2.8	3.8	4.0	3.4	3.5
VT0100749	S. WOODSTOCK WWTF	POTW	0.06	0.01	0.01	1.9	1.9	1.9	0.7	1.2	3.9	1.5	1.9
VT0100757	WOODSTOCK WWTP	POTW	0.46	0.22	0.22	25	25	23	24	26	22	25	24
VT0100765	WOODSTOCK - TAFTSVILLE	POTW	0.02	0.0027	0.00	0.47	0.32	0.24	0.20	0.55	0.87	0.36	0.44
VT0100803	BRADFORD WPCP	POTW	0.15	0.086	0.08	9.1	9.1	9.1	7.7	9.4	8.5	8.9	8.8
VT0100846	BRIDGEWATER WWTF	POTW	0.05	0.0080	0.01	1.3	1.1	0.91	1.0	1.1	1.1	1.1	1.1
VT0100854	ROYALTON WWTF	POTW	0.08	0.024	0.02	5.3	5.2	4.6	4.7	7.7	5.0	5.5	5.4
VT0100862	CAVENDISH WWTF	POTW	0.16	0.063	0.06	12	15	10	9	11	15	12	12
VT0100919	WINDSOR WWTF	POTW	1.13	0.25	0.25	69	69	69	66	65	71	68	68
VT0100943	CHELSEA WWTF	POTW	0.07	0.02	0.02	8.2	8.2	8.2	4.8	8.9	9.9	7.7	8.0
VT0100951	RYEGATE FIRE DEPARTMENT .#2	POTW	0.01	0.0046	0.00	1.9	0.55	1.1	1.9	2.1	0.76	1.5	1.3
VT0100978	HARTFORD - QUECHEE	POTW	0.31	0.22	0.22	24	24	53	12	12	10	25	22

# APPENDIX A - TOTAL NITROGEN OUT-OF-BASIN LOADS 2013-2018

Summary of Vermont Out-Of-Basin Wastewater Treatment Plant and Industrial Discharger Total Nitrogen Effluent Data

Permit #	Name	Type	Design Flow (MGD)	2013-2017 Avg Flow (MGD)	2014-2018 Avg Flow (MGD)	2013 load (lb/day)	2014 load (lb/day)	2015 load (lb/day)	2016 load (lb/day)	2017 load (lb/day)	2018 load (lb/day)	2013-2017 Avg Load (lb/day)	2014-2018 Avg Load (lb/day)
VT0101010	HARTFORD WWTF	POTW	1.23	0.59	0.61	29	11	31	30	34	89	27	39
VT0101044	WHITINGHAM(JACKSONVILLE)	POTW	0.06	0.018	0.02	3.2	3.2	3.5	3.4	2.8	3.1	3.2	3.2
VT0101061	LUNENBURG FIRE DISTRICT #2	POTW	0.09	0.06	0.06	4.9	7.6	6.9	5.6	3.2	7.8	5.6	6.2
VT0101109	WHITINGHAM	POTW	0.02	0.01	0.01	1.6	1.2	1.4	1.5	1.2	3.0	1.4	1.7
VT0101141	SHERBURNE WPCF	POTW	0.31	0.08	0.08	8.9	8.9	8.3	7.7	10	16	8.8	10

## NOTES:

1) *italics* = estimated load based on average conc & flow from other years, or if no data for any years, assumed concentration of 19.6 mg/L.

2) The loads represent annual totals, based on annual daily average flow and daily average nitrogen concentration.

3) Term = Permit was terminated in that year

4) This summary only includes POTWs and Industrial sources for which there was nitrogen monitoring at the outfalls for treated effluent and/or process wastewater.

**AUTHORIZATION TO DISCHARGE UNDER THE  
NATIONAL POLLUTANT DISCHARGE ELIMINATION SYSTEM**

In compliance with the provisions of the Federal Clean Water Act, as amended, (33 U.S.C. §§1251 et seq.; the "CWA"), and the Massachusetts Clean Waters Act, as amended, (M.G.L. Chap. 21, §§ 26-53),

**Town of Lee, Massachusetts**

is authorized to discharge from the facility located at

**Lee Wastewater Treatment Plant  
379 Pleasant Street  
Lee, MA 01238**

to receiving water named

**Housatonic River (MA21-19)  
Connecticut River Watershed – USGS Code: 0100005  
Class B – Warm Water Fishery**

in accordance with effluent limitations, monitoring requirements and other conditions set forth herein.

This permit shall become effective on the first day of the calendar month immediately following 60 days after signature.<sup>1</sup>

This permit expires at midnight, five years from the last day of the month preceding the effective date.

This permit supersedes the permit issued on September 23, 2008.

This permit consists of **Part I; Attachment A** (Freshwater Acute Toxicity Test Procedure and Protocol, February 2011); **Attachment B** (Freshwater Chronic Toxicity Test Procedure and Protocol, March 2013); and **Part II** (NPDES Part II Standard Conditions, April 2018).

Signed this       day of

---

Ken Moraff, Director  
Water Division  
Environmental Protection Agency  
Region 1  
Boston, MA

---

Lealdon Langley, Director  
Division of Watershed Management  
Department of Environmental Protection  
Commonwealth of Massachusetts  
Boston, MA

---

<sup>1</sup> Pursuant to 40 Code of Federal Regulations (C.F.R.) § 124.15(b)(3), if no comments requesting a change to the Draft Permit are received, the permit will become effective upon the date of signature.

**PART I****A. EFFLUENT LIMITATIONS AND MONITORING REQUIREMENTS**

1. During the period beginning on the effective date and lasting through the expiration date, the Permittee is authorized to discharge treated effluent through Outfall Serial Number 001 to the Housatonic River. The discharge shall be limited and monitored as specified below; the receiving water and the influent shall be monitored as specified below.

Effluent Characteristic	Effluent Limitation			Monitoring Requirements <sup>1,2,3</sup>	
	Average Monthly <sup>4</sup>	Average Weekly <sup>4</sup>	Maximum Daily	Measurement Frequency	Sample Type <sup>5</sup>
Effluent Flow <sup>6</sup>	1.25 MGD	---	Report MGD	Continuous	Recorder
Effluent Flow <sup>6</sup>	Report MGD	---	---	Continuous	Recorder
BOD <sub>5</sub>	24 mg/L 250 lb/day	36 mg/L 375 lb/day	Report mg/L Report lb/day	2/week 2/week	Composite
BOD <sub>5</sub> Removal	≥ 85 %	---	---	---	---
TSS	24 mg/L 250 lb/day	36 mg/L 375 lb/day	Report mg/L Report lb/day	2/week 2/week	Composite
TSS Removal	≥ 85 %	---	---	---	---
pH Range <sup>7</sup>	6.5 - 8.3 S.U.			1/day	Grab
<i>Escherichia coli</i> <sup>8</sup> (April 1 – October 31)	126 cfu/100 mL	---	409 cfu/100 mL	1/week	Grab
Aluminum <sup>9,10</sup>	87 µg/L	---	Report µg/L	1/month	Composite
Total Phosphorus (April 1 – October 31)	0.20 mg/L 2.5 lb/day	---	Report mg/L Report lb/day	1/week	Composite
Total Phosphorus (November 1 – March 31)	1.0 mg/L 12.5 lb/day	---	Report mg/L Report lb/day	1/week	Composite
Total Nitrogen <sup>11</sup>	Report mg/L 104.3 lb/day <sup>12</sup>	---	Report mg/L Report lb/day	1/week	Composite
Total Ammonia Nitrogen	Report mg/L Report lb/day	---	Report mg/L	1/month	Composite
Total Kjeldahl Nitrogen <sup>11</sup>	Report mg/L Report lb/day	---	Report mg/L	1/month	Composite

Effluent Characteristic	Effluent Limitation			Monitoring Requirements <sup>1,2,3</sup>	
	Average Monthly <sup>4</sup>	Average Weekly <sup>4</sup>	Maximum Daily	Measurement Frequency	Sample Type <sup>5</sup>
Total Nitrate <sup>11</sup>	Report mg/L Report lb/day	---	Report mg/L	1/month	Composite
Total Nitrite <sup>11</sup>	Report mg/L Report lb/day	---	Report mg/L	1/month	Composite
<b>Whole Effluent Toxicity (WET) Testing<sup>13,14</sup></b>					
LC <sub>50</sub>	---	---	≥ 100 %	1/quarter	Composite
C-NOEC	---	---	Report	1/quarter	Composite
Hardness	---	---	Report mg/L	1/quarter	Composite
Ammonia Nitrogen	---	---	Report mg/L	1/quarter	Composite
Total Aluminum	---	---	Report mg/L	1/quarter	Composite
Total Cadmium	---	---	Report mg/L	1/quarter	Composite
Total Copper	---	---	Report mg/L	1/quarter	Composite
Total Nickel	---	---	Report mg/L	1/quarter	Composite
Total Lead	---	---	Report mg/L	1/quarter	Composite
Total Zinc	---	---	Report mg/L	1/quarter	Composite
Total Organic Carbon	---	---	Report mg/L	1/quarter	Composite

Ambient Characteristic <sup>15</sup>	Reporting Requirements			Monitoring Requirements <sup>1,2,3</sup>	
	Average Monthly <sup>4</sup>	Average Weekly <sup>4</sup>	Maximum Daily	Measurement Frequency	Sample Type <sup>5</sup>
Total Phosphorus	See Section G. Special Conditions				
Hardness	---	---	Report mg/L	1/quarter	Grab
Ammonia Nitrogen	---	---	Report mg/L	1/quarter	Grab
Total Aluminum	---	---	Report mg/L	1/quarter	Grab
Total Cadmium	---	---	Report mg/L	1/quarter	Grab
Total Copper	---	---	Report mg/L	1/quarter	Grab
Total Nickel	---	---	Report mg/L	1/quarter	Grab
Total Lead	---	---	Report mg/L	1/quarter	Grab
Total Zinc	---	---	Report mg/L	1/quarter	Grab
Total Organic Carbon	---	---	Report mg/L	1/quarter	Grab
Dissolved Organic Carbon	---	---	Report mg/L	1/quarter	Grab
pH <sup>16</sup>	---	---	Report S.U.	1/quarter	Grab
Temperature <sup>16</sup>	---	---	Report °C	1/quarter	Grab

Influent Characteristic	Reporting Requirements			Monitoring Requirements <sup>1,2,3</sup>	
	Average Monthly <sup>4</sup>	Average Weekly	Maximum Daily	Measurement Frequency	Sample Type <sup>5</sup>
BOD <sub>5</sub>	Report mg/L	---	---	2/month	Composite
TSS	Report mg/L	---	---	2/month	Composite

## Footnotes:

1. Effluent samples shall yield data representative of the discharge. A routine sampling program shall be developed in which samples are taken at the same location, same time and same days of the week each month. The Permittee shall report the results to the Environmental Protection Agency Region 1 (EPA) and the State of any additional testing above that required herein, if testing is in accordance with 40 C.F.R. § 136.
2. In accordance with 40 C.F.R. § 122.44(i)(1)(iv), the Permittee shall monitor according to sufficiently sensitive test procedures (i.e., methods) approved under 40 C.F.R. Part 136 or required under 40 C.F.R. Chapter I, Subchapter N or O, for the analysis of pollutants or pollutant parameters (except WET). A method is “sufficiently sensitive” when: 1) The method minimum level (ML) is at or below the level of the effluent limitation established in the permit for the measured pollutant or pollutant parameter; or 2) The method has the lowest ML of the analytical methods approved under 40 C.F.R. Part 136 or required under 40 C.F.R. Chapter I, Subchapter N or O for the measured pollutant or pollutant parameter. The term “minimum level” refers to either the sample concentration equivalent to the lowest calibration point in a method or a multiple of the method detection limit (MDL), whichever is higher. Minimum levels may be obtained in several ways: They may be published in a method; they may be based on the lowest acceptable calibration point used by a laboratory; or they may be calculated by multiplying the MDL in a method, or the MDL determined by a laboratory, by a factor.
3. When a parameter is not detected above the ML, the Permittee must report the data qualifier signifying less than the ML for that parameter (e.g., < 50 µg/L, if the ML for a parameter is 50 µg/L).
4. In calculating and reporting the average monthly or weekly average concentration when the pollutant is not detected, assign zero to the non-detected sample result if the pollutant was not detected for all monitoring periods in the prior twelve months. If the pollutant was detected in at least one monitoring period in the prior twelve months, then assign each non-detected sample result a value that is equal to one half of the minimum level of detection for the purposes of calculating averages.
5. Each composite sample will consist of at least twenty-four (24) grab samples taken during one consecutive 24-hour period, either collected at equal intervals and combined proportional to flow or continuously collected proportional to flow.

6. Report annual average, monthly average, and the maximum daily flow in million gallons per day (MGD). The limit is an annual average, which shall be reported as a rolling average. The value will be calculated as the arithmetic mean of the monthly average flow for the reporting month and the monthly average flows of the previous eleven months.
7. The pH shall be within the specified range at all times. The minimum and maximum pH sample measurement values for the month shall be reported in standard units (S.U.).
8. The monthly average limit for *E. coli* is expressed as a geometric mean.
9. Aluminum analysis must be completed using a test method in 40 C.F.R. § 136 that achieves a minimum level no greater than 87 µg/L.
10. See Part I.G., Special Conditions for a schedule of compliance.
11. Total Kjeldahl nitrogen, nitrite nitrogen, and nitrate nitrogen samples shall be collected concurrently. The results of these analyses shall be used to calculate both the concentration and mass loadings of total nitrogen.

(total nitrogen = total kjeldahl nitrogen + total nitrate nitrogen + total nitrite nitrogen)

The total nitrogen loading values reported each month shall be calculated as follows:

Total Nitrogen (lbs/day) = [(average monthly total nitrogen concentration (mg/l) \* total monthly influent flow (Millions of Gallons (MG)) / # of days in the month] \* 8.34

12. The total nitrogen limit is an annual average mass-based limit (lb/day), which shall be reported as a rolling average. The value will be calculated as the arithmetic mean of the monthly average total nitrogen for the reporting month and the monthly average total nitrogen of the previous eleven months.

Report both the rolling annual average and the monthly average each month.

See Part I.G., Special Conditions for total nitrogen optimization requirements.

13. The Permittee shall conduct acute toxicity tests (LC<sub>50</sub>) and chronic toxicity tests (C-NOEC) in accordance with test procedures and protocols specified in **Attachment A and B** of this permit. LC<sub>50</sub> and C-NOEC are defined in Part II.E. of this permit. The Permittee shall test the daphnid, *Ceriodaphnia dubia*. Toxicity test samples shall be collected and tests completed during the same weeks each time of calendar quarters ending March 31<sup>st</sup>, June 30<sup>th</sup>, September 30<sup>th</sup>, and December 31<sup>st</sup>. The complete report for each toxicity test shall be

submitted as an attachment to the monthly DMR submittal immediately following the completion of the test.

14. For Part I.A.1., Whole Effluent Toxicity Testing, the Permittee shall conduct the analyses specified in **Attachment A and B**, Part VI. CHEMICAL ANALYSIS for the effluent sample. If toxicity test(s) using the receiving water as diluent show the receiving water to be toxic or unreliable, the Permittee shall follow procedures outlined in **Attachment A and B**, Section IV., DILUTION WATER. Minimum levels and test methods are specified in **Attachment A and B**, Part VI. CHEMICAL ANALYSIS.
15. For Part I.A.1., Ambient Characteristic, the Permittee shall conduct the analyses specified in **Attachment A and B**, Part VI. CHEMICAL ANALYSIS for the receiving water sample collected as part of the WET testing requirements. Such samples shall be taken from the receiving water at a point immediately upstream of the permitted discharge's zone of influence at a reasonably accessible location, as specified in **Attachment A and B**. Minimum levels and test methods are specified in **Attachment A and B**, Part VI. CHEMICAL ANALYSIS.
16. A pH and temperature measurement shall be taken of each receiving water sample at the time of collection and the results reported on the appropriate DMR. These pH and temperature measurements are independent from any pH and temperature measurements required by the WET testing protocols.

**Part I.A. continued.**

2. The discharge shall not cause a violation of the water quality standards of the receiving water.
3. The discharge shall be free from pollutants in concentrations or combinations that, in the receiving water, settle to form objectionable deposits; float as debris, scum or other matter to form nuisances; produce objectionable odor, color, taste or turbidity; or produce undesirable or nuisance species of aquatic life.
4. The discharge shall be free from pollutants in concentrations or combinations that adversely affect the physical, chemical, or biological nature of the bottom.
5. The discharge shall not result in pollutants in concentrations or combinations in the receiving water that are toxic to humans, aquatic life or wildlife.
6. The discharge shall be free from floating, suspended and settleable solids in concentrations or combinations that would impair any use assigned to the receiving water.
7. The discharge shall be free from oil, grease and petrochemicals that produce a visible film on the surface of the water, impart an oily taste to the water or an oily or other undesirable taste to the edible portions of aquatic life, coat the banks or bottom of the water course, or are deleterious or become toxic to aquatic life.
8. The Permittee must provide adequate notice to EPA-Region 1 and the State of the following:
  - a. Any new introduction of pollutants into the POTW from an indirect discharger which would be subject to § 301 or § 306 of the Clean Water Act if it were directly discharging those pollutants or in a primary industry category (see 40 C.F.R. §122 Appendix A as amended) discharging process water; and
  - b. Any substantial change in the volume or character of pollutants being introduced into that POTW by a source introducing pollutants into the POTW at the time of issuance of the permit.
  - c. For purposes of this paragraph, adequate notice shall include information on:
    - (1) The quantity and quality of effluent introduced into the POTW; and
    - (2) Any anticipated impact of the change on the quantity or quality of effluent to be discharged from the POTW.
9. Pollutants introduced into the POTW by a non-domestic source (user) shall not pass through the POTW or interfere with the operation or performance of the works.

**B. UNAUTHORIZED DISCHARGES**

1. This permit authorizes discharges only from the outfall listed in Part I.A.1, in accordance with the terms and conditions of this permit. Discharges of wastewater from any other point sources, including sanitary sewer overflows (SSOs), are not authorized by this permit and shall be reported in accordance with Part D.1.e.(1) of the Standard Conditions of this permit (24-hour reporting).
2. Starting December 21, 2020, the Permittee must provide notification to the public within 24 hours of any unauthorized discharge on a publicly available web site. Such notification shall include the location and description of the discharge; estimated volume; the period of noncompliance, including exact dates and times, and, if the noncompliance has not been corrected, the anticipated time it is expected to continue.
3. Notification of SSOs to MassDEP shall be made on its SSO Reporting Form (which includes MassDEP Regional Office telephone numbers). The reporting form and instruction for its completion may be found on-line at <https://www.mass.gov/how-to/sanitary-sewer-overflowbypassbackup-notification>.

**C. OPERATION AND MAINTENANCE OF THE SEWER SYSTEM**

Operation and maintenance (O&M) of the sewer system shall be in compliance with the Standard Conditions of Part II and the following terms and conditions. The Permittee shall complete the following activities for the collection system which it owns:

1. Maintenance Staff

The Permittee shall provide an adequate staff to carry out the operation, maintenance, repair, and testing functions required to ensure compliance with the terms and conditions of this permit. Provisions to meet this requirement shall be described in the Collection System O&M Plan required pursuant to Section C.5. below.

2. Preventive Maintenance Program

The Permittee shall maintain an ongoing preventive maintenance program to prevent overflows and bypasses caused by malfunctions or failures of the sewer system infrastructure. The program shall include an inspection program designed to identify all potential and actual unauthorized discharges. Plans and programs to meet this requirement shall be described in the Collection System O&M Plan required pursuant to Section C.5. below.

3. Infiltration/Inflow

The Permittee shall control infiltration and inflow (I/I) into the sewer system as necessary to prevent high flow related unauthorized discharges from their collection systems and high flow related violations of the wastewater treatment plant's effluent limitations. Plans and

programs to control I/I shall be described in the Collection System O&M Plan required pursuant to Section C.5. below.

#### 4. Collection System Mapping

Within 30 months of the effective date of this permit, the Permittee shall prepare a map of the sewer collection system it owns (see page 1 of this permit for the effective date). The map shall be on a street map of the community, with sufficient detail and at a scale to allow easy interpretation. The collection system information shown on the map shall be based on current conditions and shall be kept up-to-date and available for review by federal, state, or local agencies. Such map(s) shall include, but not be limited to the following:

- a. All sanitary sewer lines and related manholes;
- b. All combined sewer lines, related manholes, and catch basins;
- c. All combined sewer regulators and any known or suspected connections between the sanitary sewer and storm drain systems (e.g. combination manholes);
- d. All outfalls, including the treatment plant outfall(s), CSOs, and any known or suspected SSOs, including stormwater outfalls that are connected to combination manholes;
- e. All pump stations and force mains;
- f. The wastewater treatment facility(ies);
- g. All surface waters (labeled);
- h. Other major appurtenances such as inverted siphons and air release valves;
- i. A numbering system which uniquely identifies manholes, catch basins, overflow points, regulators and outfalls;
- j. The scale and a north arrow; and
- k. The pipe diameter, date of installation, type of material, distance between manholes, and the direction of flow.

#### 5. Collection System O&M Plan

The Permittee shall develop and implement a Collection System O&M Plan.

- a. Within six (6) months of the effective date of the permit, the Permittee shall submit to EPA and the State

- (1) A description of the collection system management goals, staffing, information management, and legal authorities;
  - (2) A description of the collection system and the overall condition of the collection system including a list of all pump stations and a description of recent studies and construction activities; and
  - (3) A schedule for the development and implementation of the full Collection System O&M Plan including the elements in paragraphs b.1. through b.8. below.
- b. The full Collection System O&M Plan shall be completed, implemented and submitted to EPA and the State within twenty-four (24) months from the effective date of this permit. The Plan shall include:
- (1) The required submittal from paragraph 5.a. above, updated to reflect current information;
  - (2) A preventive maintenance and monitoring program for the collection system;
  - (3) Description of sufficient staffing necessary to properly operate and maintain the sanitary sewer collection system and how the operation and maintenance program is staffed;
  - (4) Description of funding, the source(s) of funding and provisions for funding sufficient for implementing the plan;
  - (5) Identification of known and suspected overflows and back-ups, including manholes. A description of the cause of the identified overflows and back-ups, corrective actions taken, and a plan for addressing the overflows and back-ups consistent with the requirements of this permit;
  - (6) A description of the Permittee's programs for preventing I/I related effluent violations and all unauthorized discharges of wastewater, including overflows and by-passes and the ongoing program to identify and remove sources of I/I. The program shall include an inflow identification and control program that focuses on the disconnection and redirection of illegal sump pumps and roof down spouts;
  - (7) An educational public outreach program for all aspects of I/I control, particularly private inflow; and
  - (8) An Overflow Emergency Response Plan to protect public health from overflows and unanticipated bypasses or upsets that exceed any effluent limitation in the permit.
6. Annual Reporting Requirement
- The Permittee shall submit a summary report of activities related to the implementation of its Collection System O&M Plan during the previous calendar year. The report shall be submitted to EPA and the State annually by March 31. The first annual report is due the first March 31<sup>st</sup> following submittal of the collection system O&M Plan required by Part I.C.5.b. of this permit. The summary report shall, at a minimum, include:
- a. A description of the staffing levels maintained during the year;
  - b. A map and a description of inspection and maintenance activities conducted and corrective actions taken during the previous year;

- c. Expenditures for any collection system maintenance activities and corrective actions taken during the previous year;
- d. A map with areas identified for investigation/action in the coming year;
- e. A summary of unauthorized discharges during the past year and their causes and a report of any corrective actions taken as a result of the unauthorized discharges reported pursuant to the Unauthorized Discharges section of this permit; and
- f. If the average annual flow in the previous calendar year exceeded 80 percent of the facility's 1.25 MGD design flow (1.0 MGD), or there have been capacity related overflows, the report shall include:
  - (1) Plans for further potential flow increases describing how the Permittee will maintain compliance with the flow limit and all other effluent limitations and conditions; and
  - (2) A calculation of the maximum daily, weekly, and monthly infiltration and the maximum daily, weekly, and monthly inflow for the reporting year.

#### **D. ALTERNATE POWER SOURCE**

In order to maintain compliance with the terms and conditions of this permit, the Permittee shall provide an alternative power source(s) sufficient to operate the portion of the publicly owned treatment works it owns and operates, as defined in Part II.E.1 of this permit.

#### **E. INDUSTRIAL USERS**

1. The Permittee shall submit to EPA and the State the name of any Industrial User (IU) subject to Categorical Pretreatment Standards under 40 C.F.R. § 403.6 and 40 C.F.R. Chapter I, Subchapter N (§§ 405-415, 417-436, 439-440, 443, 446-447, 454-455, 457-461, 463-469, and 471 as amended) who commences discharge to the POTW after the effective date of this permit.

This reporting requirement also applies to any other IU who discharges an average of 25,000 gallons per day or more of process wastewater into the POTW (excluding sanitary, noncontact cooling and boiler blowdown wastewater); contributes a process wastewater which makes up five (5) percent or more of the average dry weather hydraulic or organic capacity of the POTW; or is designated as such by the Control Authority as defined in 40 C.F.R. § 403.12(a) on the basis that the industrial user has a reasonable potential to adversely affect the wastewater treatment facility's operation, or for violating any pretreatment standard or requirement (in accordance with 40 C.F.R. § 403.8(f)(6)).

In the event that the Permittee receives reports (baseline monitoring reports, 90-day compliance reports, periodic reports on continued compliance, etc.) from industrial users subject to Categorical Pretreatment Standards under 40 C.F.R. § 403.6 and 40 C.F.R. Chapter I, Subchapter N (§§ 405-415, 417-436, 439-440, 443, 446-447, 454-455, 457-461, 463-469,

and 471 as amended), the Permittee shall forward all copies of these reports within ninety (90) days of their receipt to EPA and the State.

## F. SLUDGE CONDITIONS

1. The Permittee shall comply with all existing federal and state laws and regulations that apply to sewage sludge use and disposal practices, including EPA regulations promulgated at 40 C.F.R. § 503, which prescribe “Standards for the Use or Disposal of Sewage Sludge” pursuant to § 405(d) of the CWA, 33 U.S.C. § 1345(d).
2. If both state and federal requirements apply to the Permittee’s sludge use and/or disposal practices, the Permittee shall comply with the more stringent of the applicable requirements.
3. The requirements and technical standards of 40 C.F.R. § 503 apply to the following sludge use or disposal practices:
  - a. Land application - the use of sewage sludge to condition or fertilize the soil
  - b. Surface disposal - the placement of sewage sludge in a sludge only landfill
  - c. Sewage sludge incineration in a sludge only incinerator
4. The requirements of 40 C.F.R. § 503 do not apply to facilities which dispose of sludge in a municipal solid waste landfill. 40 C.F.R. § 503.4. These requirements also do not apply to facilities which do not use or dispose of sewage sludge during the life of the permit but rather treat the sludge (e.g., lagoons, reed beds), or are otherwise excluded under 40 C.F.R. § 503.6.
5. The 40 C.F.R. § 503 requirements include the following elements:
  - General requirements
  - Pollutant limitations
  - Operational Standards (pathogen reduction requirements and vector attraction reduction requirements)
  - Management practices
  - Record keeping
  - Monitoring
  - Reporting

Which of the 40 C.F.R. § 503 requirements apply to the Permittee will depend upon the use or disposal practice followed and upon the quality of material produced by a facility. The EPA Region 1 Guidance document, “EPA Region 1 - NPDES Permit Sludge Compliance Guidance” (November 4, 1999), may be used by the Permittee to assist it in determining the applicable requirements.<sup>2</sup>

---

<sup>2</sup> This guidance document is available upon request from EPA Region 1 and may also be found at: <http://www.epa.gov/region1/npdes/permits/generic/sludgeguidance.pdf>

6. The sludge shall be monitored for pollutant concentrations (all Part 503 methods) and pathogen reduction and vector attraction reduction (land application and surface disposal) at the following frequency. This frequency is based upon the volume of sewage sludge generated at the facility in dry metric tons per year, as follows:

less than 290	1/ year
290 to less than 1,500	1 /quarter
1,500 to less than 15,000	6 /year
15,000 +	1 /month

Sampling of the sewage sludge shall use the procedures detailed in 40 C.F.R. § 503.8.

7. Under 40 C.F.R. § 503.9(r), the Permittee is a “person who prepares sewage sludge” because it “is ... the person who generates sewage sludge during the treatment of domestic sewage in a treatment works ....” If the Permittee contracts with *another* “person who prepares sewage sludge” under 40 C.F.R. § 503.9(r) – i.e., with “a person who derives a material from sewage sludge” – for use or disposal of the sludge, then compliance with § 503 requirements is the responsibility of the contractor engaged for that purpose. If the Permittee does not engage a “person who prepares sewage sludge,” as defined in 40 C.F.R. § 503.9(r), for use or disposal, then the Permittee remains responsible to ensure that the applicable requirements in § 503 are met. 40 C.F.R. § 503.7. If the ultimate use or disposal method is land application, the Permittee is responsible for providing the person receiving the sludge with notice and necessary information to comply with the requirements of 40 C.F.R. § 503 Subpart B.
8. The Permittee shall submit an annual report containing the information specified in the 40 C.F.R. § 503 requirements (§ 503.18 (land application), § 503.28 (surface disposal), or § 503.48 (incineration)) by **February 19** (see also “EPA Region 1 - NPDES Permit Sludge Compliance Guidance”). Reports shall be submitted electronically using EPA’s Electronic Reporting tool (“NeT”) (see “Reporting Requirements” section below).

## G. SPECIAL CONDITIONS

### 1. Aluminum

- a. The effluent limit for total aluminum shall be subject to a schedule of compliance whereby the limit takes effect three years after the effective date of the permit.<sup>3</sup> For the period starting on the effective date of this permit and ending three (3) years after the effective date, the permittee shall report only the monthly average aluminum concentration on the monthly DMR. After this initial three (3) year period, the permittee shall comply with the monthly average total aluminum limit of 87 µg/L (“final aluminum effluent limit”). The permittee shall submit an annual report due by

<sup>3</sup> The final effluent limit of 274 µg/l for aluminum may be modified prior to the end of the three-year compliance schedule if warranted by the new criteria and a reasonable potential analysis, and if consistent with anti-degradation requirements. Such a modification would not trigger anti-backsliding prohibitions, as reflected in CWA § 402(o) and 40 C.F.R. § 122.44(l), provided that such modification is finalized before the final limit takes effect.

January 15th of each of the first three (3) years of the permit that will detail its progress towards meeting the final aluminum effluent limit.

- b. If during the three-year period after the effective date of the permit, Massachusetts adopts revised aluminum criteria, then the permittee may request a permit modification, pursuant to 40 C.F.R. § 122.62(a)(3), for a further delay in the effective date of the final aluminum effluent limits. If new criteria are approved by EPA before the effective date of the final aluminum effluent limit, the permittee may apply for a permit modification, pursuant to 40 C.F.R. § 122.62(a)(3), to revise the time to meet the final aluminum effluent limit and/or for revisions to the permit based on whether there is reasonable potential for the facility's aluminum discharge to cause or contribute to a violation of the newly approved aluminum criteria.

## 2. Total Phosphorus Ambient Monitoring

The Permittee shall develop and implement a sampling and analysis plan for biannually collecting monthly samples from the Housatonic River at a location upstream of the facility. Samples shall be collected during even numbered years, once per month, from May through September, during dry weather at the Route 102 (Pleasant Street) bridge. Dry weather is defined as any calendar day that is preceded by at least 72 hours without rainfall, following the last rainfall of 0.1 inch or greater. The sampling plan shall be submitted to EPA and DEP as part of a Quality Assurance Project Plan for review and approval at least three months prior to the first planned sampling date.

## 3. Total Nitrogen

- a. **Within one year of the effective date** of the permit, the permittee shall complete an evaluation of alternative methods of operating the existing wastewater treatment facility to optimize the removal of nitrogen in order to minimize the annual average mass discharge of total nitrogen, and submit a report to EPA and MassDEP documenting this evaluation and presenting a description of recommended operational changes. The methods to be evaluated include, but are not limited to, operational changes designed to enhance nitrification (seasonal and year-round), incorporation of anoxic zones, septage receiving policies and procedures, and side stream management. This report may be combined with the permittees' annual nitrogen report under Part I.B.1.b, if both reports are submitted to EPA and MassDEP by February 1st.
- b. The permittee shall also submit an annual report to EPA and the MassDEP, by **February 1st** each year, that summarizes activities related to optimizing nitrogen removal efficiencies, documents the annual nitrogen discharge load from the facility, and tracks trends relative to the previous year. If, in any year, the treatment facility discharges of TN on an average annual basis have increased, the annual report shall include a detailed explanation of the reasons why TN discharges have increased,

including any changes in influent flows/loads and any operational changes. The report shall also include all supporting data.

## H. REPORTING REQUIREMENTS

Unless otherwise specified in this permit, the Permittee shall submit reports, requests, and information and provide notices in the manner described in this section.

### 1. Submittal of DMRs Using NetDMR

The Permittee shall continue to submit its monthly monitoring data in discharge monitoring reports (DMRs) to EPA and the State no later than the 15th day of the month electronically using NetDMR. When the Permittee submits DMRs using NetDMR, it is not required to submit hard copies of DMRs to EPA or the State. NetDMR is accessed from the internet at <https://netdmr.zendesk.com/hc/en-us>.

### 2. Submittal of Reports as NetDMR Attachments

Unless otherwise specified in this permit, the Permittee shall electronically submit all reports to EPA as NetDMR attachments rather than as hard copies. *See* Part I.H.7. for more information on State reporting. Because the due dates for reports described in this permit may not coincide with the due date for submitting DMRs (which is no later than the 15th day of the month), a report submitted electronically as a NetDMR attachment shall be considered timely if it is electronically submitted to EPA using NetDMR with the next DMR due following the report due date specified in this permit.

### 3. Submittal of Biosolids/Sewage Sludge Reports

By February 19 of each year, the Permittee must electronically report their annual Biosolids/Sewage Sludge Report for the previous calendar year using EPA's NPDES Electronic Reporting Tool ("NeT") found on the internet at <https://www.epa.gov/compliance/npdes-ereporting>.

### 4. Submittal of Requests and Reports to EPA/WD

- a. The following requests, reports, and information described in this permit shall be submitted to the EPA/WD NPDES Applications Coordinator in the EPA Water Division (WD):
  - (1) Transfer of permit notice;
  - (2) Request for changes in sampling location;
  - (3) Report on unacceptable dilution water / request for alternative dilution water for WET testing; and,
  - (4) Report of new or potential industrial user commencing discharge.

- b. These reports, information, and requests shall be submitted to EPA/WD electronically at [r1npdesreports@epa.gov](mailto:r1npdesreports@epa.gov) or by hard copy mail to the following address:

**U.S. Environmental Protection Agency  
Water Division  
EPA/WD NPDES Applications Coordinator  
5 Post Office Square - Suite 100 (06-03)  
Boston, MA 02109-3912**

5. Submittal of Reports in Hard Copy Form

- a. The following notifications and reports shall be signed and dated originals, submitted as hard copy, with a cover letter describing the submission:
- (1) Written notifications required under Part II
  - (2) Notice of unauthorized discharges, including Sanitary Sewer Overflow (SSO) reporting
- b. This information shall be submitted to EPA/OES at the following address:

**U.S. Environmental Protection Agency  
Enforcement and Compliance Assurance Division (ECAD)  
Water Technical Unit  
5 Post Office Square, Suite 100 (04-SMR)  
Boston, MA 02109-3912**

6. State Reporting

Duplicate signed copies of all WET test reports shall be submitted to the Massachusetts Department of Environmental Protection, Division of Watershed Management, at the following address:

**Massachusetts Department of Environmental Protection  
Bureau of Water Resources  
Division of Watershed Management  
8 New Bond Street  
Worcester, Massachusetts 01606**

7. Verbal Reports and Verbal Notifications

- a. Any verbal reports or verbal notifications, if required in Parts I and/or II of this permit, shall be made to both EPA and to the State. This includes verbal reports and notifications which require reporting within 24 hours (e.g., Part II.B.4.c. (2), Part II.B.5.c. (3), and Part II.D.1.e.).

- b. Verbal reports and verbal notifications shall be made to EPA's Enforcement and Compliance Assurance Division at:

**EPA's Office of Environmental Stewardship: 617-918-1510**

**and**

**MassDEP's Emergency Response: 888-304-1133I.**

## **I. STATE PERMIT CONDITIONS**

1. This authorization to discharge includes two separate and independent permit authorizations. The two permit authorizations are 1) a Federal National Pollutant Discharge Elimination System permit issued by the U.S. Environmental Protection Agency (EPA) pursuant to the Federal Clean Water Act, 33 U.S.C. §§ 1251 et seq.; and 2) an identical State surface water discharge permit issued by the Commissioner of the Massachusetts Department of Environmental Protection (MassDEP) pursuant to the Massachusetts Clean Waters Act, M.G.L. c. 21, §§ 26-53, and 314 CMR 3.00. All of the requirements contained in this authorization, as well as the standard conditions contained in 314 CMR 3.19, are hereby incorporated by reference into this State surface water discharge permit.
2. This authorization also incorporates the State water quality certification issued by MassDEP under § 401(a) of the Federal Clean Water Act, 40 C.F.R. 124.53, M.G.L. c. 21, § 27 and 314 CMR 3.07. All of the requirements (if any) contained in MassDEP's water quality certification for the permit are hereby incorporated by reference into this State surface water discharge permit as special conditions pursuant to 314 CMR 3.11.
3. Each agency shall have the independent right to enforce the terms and conditions of this permit. Any modification, suspension or revocation of this permit shall be effective only with respect to the agency taking such action, and shall not affect the validity or status of this permit as issued by the other agency, unless and until each agency has concurred in writing with such modification, suspension or revocation. In the event any portion of this permit is declared invalid, illegal or otherwise issued in violation of state law such permit shall remain in full force and effect under federal law as a NPDES Permit issued by the EPA. In the event this permit is declared invalid, illegal or otherwise issued in violation of Federal law, this permit shall remain in full force and effect under State law as a permit issued by the Commonwealth of Massachusetts.

## ATTACHMENT A

### USEPA REGION 1 FRESHWATER ACUTE TOXICITY TEST PROCEDURE AND PROTOCOL

#### I. GENERAL REQUIREMENTS

The permittee shall conduct acceptable acute toxicity tests in accordance with the appropriate test protocols described below:

- **Daphnid (Ceriodaphnia dubia) definitive 48 hour test.**
- **Fathead Minnow (Pimephales promelas) definitive 48 hour test.**

Acute toxicity test data shall be reported as outlined in Section VIII.

#### II. METHODS

The permittee shall use 40 CFR Part 136 methods. Methods and guidance may be found at:

[http://water.epa.gov/scitech/methods/cwa/wet/disk2\\_index.cfm](http://water.epa.gov/scitech/methods/cwa/wet/disk2_index.cfm)

The permittee shall also meet the sampling, analysis and reporting requirements included in this protocol. This protocol defines more specific requirements while still being consistent with the Part 136 methods. If, due to modifications of Part 136, there are conflicting requirements between the Part 136 method and this protocol, the permittee shall comply with the requirements of the Part 136 method.

#### III. SAMPLE COLLECTION

A discharge sample shall be collected. Aliquots shall be split from the sample, containerized and preserved (as per 40 CFR Part 136) for chemical and physical analyses required. The remaining sample shall be measured for total residual chlorine and dechlorinated (if detected) in the laboratory using sodium thiosulfate for subsequent toxicity testing. (Note that EPA approved test methods require that samples collected for metals analyses be preserved immediately after collection.) Grab samples must be used for pH, temperature, and total residual chlorine (as per 40 CFR Part 122.21).

Standard Methods for the Examination of Water and Wastewater describes dechlorination of samples (APHA, 1992). Dechlorination can be achieved using a ratio of 6.7 mg/L anhydrous sodium thiosulfate to reduce 1.0 mg/L chlorine. If dechlorination is necessary, a thiosulfate control (maximum amount of thiosulfate in lab control or receiving water) must also be run in the WET test.

All samples held overnight shall be refrigerated at 1- 6°C.

#### IV. DILUTION WATER

A grab sample of dilution water used for acute toxicity testing shall be collected from the receiving water at a point immediately upstream of the permitted discharge's zone of influence at a reasonably accessible location. Avoid collection near areas of obvious road or agricultural runoff, storm sewers or other point source discharges and areas where stagnant conditions exist. In the case where an alternate dilution water has been agreed upon an additional receiving water control (0% effluent) must also be tested.

If the receiving water diluent is found to be, or suspected to be toxic or unreliable, an alternate standard dilution water of known quality with a hardness, pH, conductivity, alkalinity, organic carbon, and total suspended solids similar to that of the receiving water may be substituted **AFTER RECEIVING WRITTEN APPROVAL FROM THE PERMIT ISSUING AGENCY(S)**. Written requests for use of an alternate dilution water should be mailed with supporting documentation to the following address:

Director  
Office of Ecosystem Protection (CAA)  
U.S. Environmental Protection Agency-New England  
5 Post Office Sq., Suite 100 (OEP06-5)  
Boston, MA 02109-3912

and

Manager  
Water Technical Unit (SEW)  
U.S. Environmental Protection Agency  
5 Post Office Sq., Suite 100 (OES04-4)  
Boston, MA 02109-3912

Note: USEPA Region 1 retains the right to modify any part of the alternate dilution water policy stated in this protocol at any time. Any changes to this policy will be documented in the annual DMR posting.

*See the most current annual DMR instructions which can be found on the EPA Region 1 website at <http://www.epa.gov/region1/enforcement/water/dmr.html> for further important details on alternate dilution water substitution requests.*

It may prove beneficial to have the proposed dilution water source screened for suitability prior to toxicity testing. EPA strongly urges that screening be done prior to set up of a full definitive toxicity test any time there is question about the dilution water's ability to support acceptable performance as outlined in the 'test acceptability' section of the protocol.

#### V. TEST CONDITIONS

The following tables summarize the accepted daphnid and fathead minnow toxicity test conditions and test acceptability criteria:

**EPA NEW ENGLAND EFFLUENT TOXICITY TEST CONDITIONS FOR THE  
DAPHNID, CERIODAPHNIA DUBIA 48 HOUR ACUTE TESTS<sup>1</sup>**

1.	Test type	Static, non-renewal
2.	Temperature (°C)	20 ± 1°C or 25 ± 1°C
3.	Light quality	Ambient laboratory illumination
4.	Photoperiod	16 hour light, 8 hour dark
5.	Test chamber size	Minimum 30 ml
6.	Test solution volume	Minimum 15 ml
7.	Age of test organisms	1-24 hours (neonates)
8.	No. of daphnids per test chamber	5
9.	No. of replicate test chambers per treatment	4
10.	Total no. daphnids per test concentration	20
11.	Feeding regime	As per manual, lightly feed YCT and <u>Selenastrum</u> to newly released organisms while holding prior to initiating test
12.	Aeration	None
13.	Dilution water <sup>2</sup>	Receiving water, other surface water, synthetic water adjusted to the hardness and alkalinity of the receiving water (prepared using either Millipore Milli-Q <sup>R</sup> or equivalent deionized water and reagent grade chemicals according to EPA acute toxicity test manual) or deionized water combined with mineral water to appropriate hardness.
14.	Dilution series	≥ 0.5, must bracket the permitted RWC
15.	Number of dilutions	5 plus receiving water and laboratory water control and thiosulfate control, as necessary. An additional dilution at the permitted effluent concentration (% effluent) is required if it is not included in the dilution

series.

- |                            |   |
|----------------------------|---|
| 16. Effect measured        | Mortality-no movement of body or appendages on gentle prodding  |
| 17. Test acceptability     | 90% or greater survival of test organisms in dilution water control solution  |
| 18. Sampling requirements  | For on-site tests, samples must be used within 24 hours of the time that they are removed from the sampling device. For off-site tests, samples must first be used within 36 hours of collection. |
| 19. Sample volume required | Minimum 1 liter   |

---

Footnotes:

1. Adapted from EPA-821-R-02-012.
2. Standard prepared dilution water must have hardness requirements to generally reflect the characteristics of the receiving water.

**EPA NEW ENGLAND TEST CONDITIONS FOR THE FATHEAD MINNOW  
(PIMEPHALES PROMELAS) 48 HOUR ACUTE TEST<sup>1</sup>**

---

1. Test Type	Static, non-renewal
2. Temperature (°C)	$20 \pm 1^{\circ} \text{C}$ or $25 \pm 1^{\circ} \text{C}$
3. Light quality	Ambient laboratory illumination
4. Photoperiod	16 hr light, 8 hr dark
5. Size of test vessels	250 mL minimum
6. Volume of test solution	Minimum 200 mL/replicate
7. Age of fish	1-14 days old and age within 24 hrs of each other
8. No. of fish per chamber	10
9. No. of replicate test vessels per treatment	4
10. Total no. organisms per concentration	40
11. Feeding regime	As per manual, lightly feed test age larvae using concentrated brine shrimp nauplii while holding prior to initiating test
12. Aeration	None, unless dissolved oxygen (D.O.) concentration falls below 4.0 mg/L, at which time gentle single bubble aeration should be started at a rate of less than 100 bubbles/min. (Routine D.O. check is recommended.)
13. dilution water <sup>2</sup>	Receiving water, other surface water, synthetic water adjusted to the hardness and alkalinity of the receiving water (prepared using either Millipore Milli-Q <sup>R</sup> or equivalent deionized and reagent grade chemicals according to EPA acute toxicity test manual) or deionized water combined with mineral water to appropriate hardness.
14. Dilution series	$\geq 0.5$ , must bracket the permitted RWC

15. Number of dilutions	5 plus receiving water and laboratory water control and thiosulfate control, as necessary. An additional dilution at the permitted effluent concentration (% effluent) is required if it is not included in the dilution series.
16. Effect measured	Mortality-no movement on gentle prodding
17. Test acceptability	90% or greater survival of test organisms in dilution water control solution
18. Sampling requirements	For on-site tests, samples must be used within 24 hours of the time that they are removed from the sampling device. For off-site tests, samples are used within 36 hours of collection.
19. Sample volume required	Minimum 2 liters

---

Footnotes:

1. Adapted from EPA-821-R-02-012
2. Standard dilution water must have hardness requirements to generally reflect characteristics of the receiving water.

## VI. CHEMICAL ANALYSIS

At the beginning of a static acute toxicity test, pH, conductivity, total residual chlorine, oxygen, hardness, alkalinity and temperature must be measured in the highest effluent concentration and the dilution water. Dissolved oxygen, pH and temperature are also measured at 24 and 48 hour intervals in all dilutions. The following chemical analyses shall be performed on the 100 percent effluent sample and the upstream water sample for each sampling event.

<u>Parameter</u>	<u>Effluent</u>	<u>Receiving Water</u>	<u>ML (mg/l)</u>
Hardness <sup>1</sup>	x	x	0.5
Total Residual Chlorine (TRC) <sup>2, 3</sup>	x		0.02
Alkalinity	x	x	2.0
pH	x	x	--
Specific Conductance	x	x	--
Total Solids	x		--
Total Dissolved Solids	x		--
Ammonia	x	x	0.1
Total Organic Carbon	x	x	0.5
Total Metals			
Cd	x	x	0.0005
Pb	x	x	0.0005
Cu	x	x	0.003
Zn	x	x	0.005
Ni	x	x	0.005
Al	x	x	0.02
Other as permit requires			

### Notes:

- Hardness may be determined by:
  - APHA Standard Methods for the Examination of Water and Wastewater , 21st Edition
    - Method 2340B (hardness by calculation)
    - Method 2340C (titration)
- Total Residual Chlorine may be performed using any of the following methods provided the required minimum limit (ML) is met.
  - APHA Standard Methods for the Examination of Water and Wastewater , 21st Edition
    - Method 4500-CL E Low Level Amperometric Titration
    - Method 4500-CL G DPD Colorimetric Method
- Required to be performed on the sample used for WET testing prior to its use for toxicity testing.

## **VII. TOXICITY TEST DATA ANALYSIS**

### LC50 Median Lethal Concentration (Determined at 48 Hours)

Methods of Estimation:

- Probit Method
- Spearman-Kärber
- Trimmed Spearman-Kärber
- Graphical

See the flow chart in Figure 6 on p. 73 of EPA-821-R-02-012 for appropriate method to use on a given data set.

### No Observed Acute Effect Level (NOAEL)

See the flow chart in Figure 13 on p. 87 of EPA-821-R-02-012.

## **VIII. TOXICITY TEST REPORTING**

A report of the results will include the following:

- Description of sample collection procedures, site description
- Names of individuals collecting and transporting samples, times and dates of sample collection and analysis on chain-of-custody
- General description of tests: age of test organisms, origin, dates and results of standard toxicant tests; light and temperature regime; other information on test conditions if different than procedures recommended. Reference toxicant test data should be included.
- All chemical/physical data generated. (Include minimum detection levels and minimum quantification levels.)
- Raw data and bench sheets.
- Provide a description of dechlorination procedures (as applicable).
- Any other observations or test conditions affecting test outcome.

**ATTACHMENT B**  
**FRESHWATER CHRONIC**  
**TOXICITY TEST PROCEDURE AND PROTOCOL**  
**USEPA Region 1**

**I. GENERAL REQUIREMENTS**

The permittee shall be responsible for the conduct of acceptable chronic toxicity tests using three fresh samples collected during each test period. The following tests shall be performed as prescribed in Part 1 of the NPDES discharge permit in accordance with the appropriate test protocols described below. (Note: the permittee and testing laboratory should review the applicable permit to determine whether testing of one or both species is required).

- **Daphnid (Ceriodaphnia dubia) Survival and Reproduction Test.**
- **Fathead Minnow (Pimephales promelas) Larval Growth and Survival Test.**

Chronic toxicity data shall be reported as outlined in Section VIII.

**II. METHODS**

Methods to follow are those recommended by EPA in: Short Term Methods For Estimating The Chronic Toxicity of Effluents and Receiving Water to Freshwater Organisms, Fourth Edition, October 2002. United States Environmental Protection Agency. Office of Water, Washington, D.C., EPA 821-R-02-013. The methods are available on-line at <http://www.epa.gov/waterscience/WET/> . Exceptions and clarification are stated herein.

**III. SAMPLE COLLECTION AND USE**

A total of three fresh samples of effluent and receiving water are required for initiation and subsequent renewals of a freshwater, chronic, toxicity test. The receiving water control sample must be collected immediately upstream of the permitted discharge's zone of influence. Fresh samples are recommended for use on test days 1, 3, and 5. However, provided a total of three samples are used for testing over the test period, an alternate sampling schedule is acceptable. The acceptable holding times until initial use of a sample are 24 and 36 hours for on-site and off-site testing, respectively. A written waiver is required from the regulating authority for any hold time extension. All test samples collected may be used for 24, 48 and 72 hour renewals after initial use. All samples held for use beyond the day of sampling shall be refrigerated and maintained at a temperature range of 0-6° C.

All samples submitted for chemical and physical analyses will be analyzed according to Section VI of this protocol.

Sampling guidance dictates that, where appropriate, aliquots for the analysis required in this protocol shall be split from the samples, containerized and immediately preserved, or analyzed as per 40 CFR Part 136. EPA approved test methods require that samples collected for metals analyses be preserved immediately after collection. Testing for the presence of total residual chlorine (TRC) must be analyzed immediately or as soon as possible, for all effluent samples, prior to WET testing. TRC analysis may be performed on-site or by the toxicity testing laboratory and the samples must be dechlorinated, as necessary, using sodium thiosulfate prior to sample use for toxicity testing.

If any of the renewal samples are of sufficient potency to cause lethality to 50 percent or more of the test organisms in any of the test treatments for either species or, if the test fails to meet its permit limits, then chemical analysis for total metals (originally required for the initial sample only in Section VI) will be required on the renewal sample(s) as well.

#### IV. DILUTION WATER

Samples of receiving water must be collected from a location in the receiving water body immediately upstream of the permitted discharge's zone of influence at a reasonably accessible location. Avoid collection near areas of obvious road or agricultural runoff, storm sewers or other point source discharges and areas where stagnant conditions exist. EPA strongly urges that screening for toxicity be performed prior to the set up of a full, definitive toxicity test any time there is a question about the test dilution water's ability to achieve test acceptability criteria (TAC) as indicated in Section V of this protocol. The test dilution water control response will be used in the statistical analysis of the toxicity test data. All other control(s) required to be run in the test will be reported as specified in the Discharge Monitoring Report (DMR) Instructions, Attachment F, page 2, Test Results & Permit Limits.

The test dilution water must be used to determine whether the test met the applicable TAC. When receiving water is used for test dilution, an additional control made up of standard laboratory water (0% effluent) is required. This control will be used to verify the health of the test organisms and evaluate to what extent, if any, the receiving water itself is responsible for any toxic response observed.

If dechlorination of a sample by the toxicity testing laboratory is necessary a "sodium thiosulfate" control, representing the concentration of sodium thiosulfate used to adequately dechlorinate the sample prior to toxicity testing, must be included in the test.

If the use of an alternate dilution water (ADW) is authorized, in addition to the ADW test control, the testing laboratory must, for the purpose of monitoring the receiving water, also run a receiving water control.

If the receiving water diluent is found to be, or suspected to be toxic or unreliable an ADW of known quality with hardness similar to that of the receiving water may be substituted. Substitution is species specific meaning that the decision to use ADW is made for each species and is based on the toxic response of that particular species. Substitution to an ADW is authorized in two cases. The first is the case where repeating a test due to toxicity in the site dilution water requires an **immediate decision** for ADW use be made by the permittee and toxicity testing laboratory. The second is in the case where two of the most recent documented incidents of unacceptable site dilution water toxicity requires ADW use in future WET testing.

For the second case, written notification from the permittee requesting ADW use **and** written authorization from the permit issuing agency(s) is required **prior to** switching to a long-term use of ADW for the duration of the permit.

Written requests for use of ADW must be mailed with supporting documentation to the following addresses:

Director  
Office of Ecosystem Protection (CAA)  
U.S. Environmental Protection Agency, Region 1  
Five Post Office Square, Suite 100  
Mail Code OEP06-5  
Boston, MA 02109-3912

and

Manager  
Water Technical Unit (SEW)  
U.S. Environmental Protection Agency  
Five Post Office Square, Suite 100  
Mail Code OES04-4  
Boston, MA 02109-3912

Note: USEPA Region 1 retains the right to modify any part of the alternate dilution water policy stated in this protocol at any time. Any changes to this policy will be documented in the annual DMR posting.

*See the most current annual DMR instructions which can be found on the EPA Region 1 website at <http://www.epa.gov/region1/enforcementandassistance/dmr.html> for further important details on alternate dilution water substitution requests.*

## **V. TEST CONDITIONS AND TEST ACCEPTABILITY CRITERIA**

Method specific test conditions and TAC are to be followed and adhered to as specified in the method guidance document, EPA 821-R-02-013. If a test does not meet TAC the test must be repeated with fresh samples within 30 days of the initial test completion date.

### **V.1. Use of Reference Toxicity Testing**

Reference toxicity test results and applicable control charts must be included in the toxicity testing report.

If reference toxicity test results fall outside the control limits established by the laboratory for a specific test endpoint, a reason or reasons for this excursion must be evaluated, correction made and reference toxicity tests rerun as necessary.

If a test endpoint value exceeds the control limits at a frequency of more than one out of twenty then causes for the reference toxicity test failure must be examined and if problems are identified corrective action taken. The reference toxicity test must be repeated during the same month in which the exceedance occurred.

If two consecutive reference toxicity tests fall outside control limits, the possible cause(s) for the exceedance must be examined, corrective actions taken and a repeat of the reference toxicity test must take place immediately. Actions taken to resolve the problem must be reported.

#### V.1.a. Use of Concurrent Reference Toxicity Testing

In the case where concurrent reference toxicity testing is required due to a low frequency of testing with a particular method, if the reference toxicity test results fall slightly outside of laboratory established control limits, but the primary test met the TAC, the results of the primary test will be considered acceptable. However, if the results of the concurrent test fall well outside the established **upper** control limits i.e.  $\geq 3$  standard deviations for IC25 values and  $\geq$  two concentration intervals for NOECs, and even though the primary test meets TAC, the primary test will be considered unacceptable and must be repeated.

V.2. For the *C. dubia* test, the determination of TAC and formal statistical analyses must be performed using only the first three broods produced.

V.3. Test treatments must include 5 effluent concentrations and a dilution water control. An additional test treatment, at the permitted effluent concentration (% effluent), is required if it is not included in the dilution series.

## VI. CHEMICAL ANALYSIS

As part of each toxicity test's daily renewal procedure, pH, specific conductance, dissolved oxygen (DO) and temperature must be measured at the beginning and end of each 24-hour period in each test treatment and the control(s).

The additional analysis that must be performed under this protocol is as specified and noted in the table below.

<u>Parameter</u>	Effluent	Receiving Water	ML (mg/l)
Hardness <sup>1, 4</sup>	x	x	0.5
Total Residual Chlorine (TRC) <sup>2, 3, 4</sup>	x		0.02
Alkalinity <sup>4</sup>	x	x	2.0
pH <sup>4</sup>	x	x	--
Specific Conductance <sup>4</sup>	x	x	--
Total Solids <sup>6</sup>	x		--
Total Dissolved Solids <sup>6</sup>	x		--
Ammonia <sup>4</sup>	x	x	0.1
Total Organic Carbon <sup>6</sup>	x	x	0.5
Total Metals <sup>5</sup>			
Cd	x	x	0.0005
Pb	x	x	0.0005
Cu	x	x	0.003
Zn	x	x	0.005
Ni	x	x	0.005
Al	x	x	0.02

Other as permit requires

#### Notes:

1. Hardness may be determined by:

- APHA Standard Methods for the Examination of Water and Wastewater , 21st Edition
    - Method 2340B (hardness by calculation)
    - Method 2340C (titration)
2. Total Residual Chlorine may be performed using any of the following methods provided the required minimum limit (ML) is met.
- APHA Standard Methods for the Examination of Water and Wastewater , 21st Edition
    - Method 4500-CL E Low Level Amperometric Titration
    - Method 4500-CL G DPD Colorimetric Method
  - USEPA 1983. Manual of Methods Analysis of Water and Wastes
    - Method 330.5
3. Required to be performed on the sample used for WET testing prior to its use for toxicity testing
4. Analysis is to be performed on samples and/or receiving water, as designated in the table above, from all three sampling events.
5. Analysis is to be performed on the initial sample(s) only unless the situation arises as stated in Section III, paragraph 4
6. Analysis to be performed on initial samples only

## **VII. TOXICITY TEST DATA ANALYSIS AND REVIEW**

### **A. Test Review**

#### **1. Concentration / Response Relationship**

A concentration/response relationship evaluation is required for test endpoint determinations from both Hypothesis Testing and Point Estimate techniques. The test report is to include documentation of this evaluation in support of the endpoint values reported. The dose-response review must be performed as required in Section 10.2.6 of EPA-821-R-02-013. Guidance for this review can be found at <http://water.epa.gov/scitech/methods/cwa/> . In most cases, the review will result in one of the following three conclusions: (1) Results are reliable and reportable; (2) Results are anomalous and require explanation; or (3) Results are inconclusive and a retest with fresh samples is required.

#### **2. Test Variability (Test Sensitivity)**

This review step is separate from the determination of whether a test meets or does not meet TAC. Within test variability is to be examined for the purpose of evaluating test sensitivity. This evaluation is to be performed for the sub-lethal hypothesis testing endpoints reproduction and growth as required by the permit. The test report is to include documentation of this evaluation to support that the endpoint values reported resulted from a toxicity test of adequate sensitivity. This evaluation must be performed as required in Section 10.2.8 of EPA-821-R-02-013.

To determine the adequacy of test sensitivity, USEPA requires the calculation of test percent minimum significant difference (PMSD) values. In cases where NOEC determinations are made based on a non-parametric technique, calculation of a test PMSD value, for the sole purpose of assessing test sensitivity, shall be calculated using a comparable parametric statistical analysis technique. The calculated test PMSD is then compared to the upper and lower PMSD bounds shown for freshwater tests in Section 10.2.8.3, p. 52, Table 6 of EPA-821-R-02-013. The comparison will yield one of the following determinations.

- The test PMSD exceeds the PMSD upper bound test variability criterion in Table 6, the test results are considered highly variable and the test may not be sensitive enough to determine the presence of toxicity at the permit limit concentration (PLC). If the test results indicate that the discharge is not toxic at the PLC, then the test is considered insufficiently sensitive and must be repeated within 30 days of the initial test completion using fresh samples. If the test results indicate that the discharge is toxic at the PLC, the test is considered acceptable and does not have to be repeated.
- The test PMSD falls below the PMSD lower bound test variability criterion in Table 6, the test is determined to be very sensitive. In order to determine which treatment(s) are statistically significant and which are not, for the purpose of reporting a NOEC, the relative percent difference (RPD) between the control and each treatment must be calculated and compared to the lower PMSD boundary. See *Understanding and Accounting for Method Variability in Whole Effluent Toxicity Applications Under the NPDES Program*, EPA 833-R-00-003, June 2002, Section 6.4.2. The following link: [Understanding and Accounting for Method Variability in Whole Effluent Toxicity Applications Under the NPDES Program](#) can be used to locate the USEPA website containing this document. If the RPD for a treatment falls below the PMSD lower bound, the difference is considered statistically insignificant. If the RPD for a treatment is greater than the PMSD lower bound, then the treatment is considered statistically significant.
- The test PMSD falls within the PMSD upper and lower bounds in Table 6, the sub-lethal test endpoint values shall be reported as is.

## B. Statistical Analysis

### 1. General - Recommended Statistical Analysis Method

Refer to general data analysis flowchart, EPA 821-R-02-013, page 43

For discussion on Hypothesis Testing, refer to EPA 821-R-02-013, Section 9.6

For discussion on Point Estimation Techniques, refer to EPA 821-R-02-013, Section 9.7

### 2. *Pimephales promelas*

Refer to survival hypothesis testing analysis flowchart, EPA 821-R-02-013, page 79

Refer to survival point estimate techniques flowchart, EPA 821-R-02-013, page 80

Refer to growth data statistical analysis flowchart, EPA 821-R-02-013, page 92

### 3. *Ceriodaphnia dubia*

Refer to survival data testing flowchart, EPA 821-R-02-013, page 168

Refer to reproduction data testing flowchart, EPA 821-R-02-013, page 173

## VIII. TOXICITY TEST REPORTING

A report of results must include the following:

- Test summary sheets (2007 DMR Attachment F) which includes:
  - Facility name
  - NPDES permit number
  - Outfall number
  - Sample type
  - Sampling method
  - Effluent TRC concentration
  - Dilution water used
  - Receiving water name and sampling location
  - Test type and species
  - Test start date
  - Effluent concentrations tested (%) and permit limit concentration
  - Applicable reference toxicity test date and whether acceptable or not
  - Age, age range and source of test organisms used for testing
  - Results of TAC review for all applicable controls
  - Test sensitivity evaluation results (test PMSD for growth and reproduction)
  - Permit limit and toxicity test results
  - Summary of test sensitivity and concentration response evaluation

In addition to the summary sheets the report must include:

- A brief description of sample collection procedures
- Chain of custody documentation including names of individuals collecting samples, times and dates of sample collection, sample locations, requested analysis and lab receipt with time and date received, lab receipt personnel and condition of samples upon receipt at the lab(s)
- Reference toxicity test control charts
- All sample chemical/physical data generated, including minimum limits (MLs) and analytical methods used
- All toxicity test raw data including daily ambient test conditions, toxicity test chemistry, sample dechlorination details as necessary, bench sheets and statistical analysis
- A discussion of any deviations from test conditions
- Any further discussion of reported test results, statistical analysis and concentration-response relationship and test sensitivity review per species per endpoint

NPDES PART II STANDARD CONDITIONS  
(April 26, 2018)<sup>1</sup>

TABLE OF CONTENTS

A. GENERAL CONDITIONS	Page
1. <u>Duty to Comply</u>	2
2. <u>Permit Actions</u>	3
3. <u>Duty to Provide Information</u>	4
4. <u>Oil and Hazardous Substance Liability</u>	4
5. <u>Property Rights</u>	4
6. <u>Confidentiality of Information</u>	4
7. <u>Duty to Reapply</u>	4
8. <u>State Authorities</u>	4
9. <u>Other laws</u>	5
B. OPERATION AND MAINTENANCE OF POLLUTION CONTROLS	
1. <u>Proper Operation and Maintenance</u>	5
2. <u>Need to Halt or Reduce Not a Defense</u>	5
3. <u>Duty to Mitigate</u>	5
4. <u>Bypass</u>	5
5. <u>Upset</u>	6
C. MONITORING AND RECORDS	
1. <u>Monitoring and Records</u>	7
2. <u>Inspection and Entry</u>	8
D. REPORTING REQUIREMENTS	
1. <u>Reporting Requirements</u>	8
a. Planned changes	8
b. Anticipated noncompliance	8
c. Transfers	9
d. Monitoring reports	9
e. Twenty-four hour reporting	9
f. Compliance schedules	10
g. Other noncompliance	10
h. Other information	10
i. Identification of the initial recipient for NPDES electronic reporting data	11
2. <u>Signatory Requirement</u>	11
3. <u>Availability of Reports</u>	11
E. DEFINITIONS AND ABBREVIATIONS	
1. <u>General Definitions</u>	11
2. <u>Commonly Used Abbreviations</u>	20

<sup>1</sup> Updated July 17, 2018 to fix typographical errors.

## NPDES PART II STANDARD CONDITIONS

(April 26, 2018)

### A. GENERAL REQUIREMENTS

#### 1. Duty to Comply

The Permittee must comply with all conditions of this permit. Any permit noncompliance constitutes a violation of the Clean Water Act (CWA or Act) and is grounds for enforcement action; for permit termination, revocation and reissuance, or modification; or denial of a permit renewal application.

- a. The Permittee shall comply with effluent standards or prohibitions established under Section 307(a) of the Clean Water Act for toxic pollutants and with standards for sewage sludge use or disposal established under Section 405(d) of the CWA within the time provided in the regulations that establish these standards or prohibitions, or standards for sewage sludge use or disposal, even if the permit has not yet been modified to incorporate the requirement.
- b. Penalties for Violations of Permit Conditions: The Director will adjust the civil and administrative penalties listed below in accordance with the Civil Monetary Penalty Inflation Adjustment Rule (83 Fed. Reg. 1190-1194 (January 10, 2018) and the 2015 amendments to the Federal Civil Penalties Inflation Adjustment Act of 1990, 28 U.S.C. § 2461 note. See Pub. L. 114-74, Section 701 (Nov. 2, 2015)). These requirements help ensure that EPA penalties keep pace with inflation. Under the above-cited 2015 amendments to inflationary adjustment law, EPA must review its statutory civil penalties each year and adjust them as necessary.

#### (1) Criminal Penalties

- (a) *Negligent Violations.* The CWA provides that any person who negligently violates permit conditions implementing Sections 301, 302, 306, 307, 308, 318, or 405 of the Act is subject to criminal penalties of not less than \$2,500 nor more than \$25,000 per day of violation, or imprisonment of not more than 1 year, or both. In the case of a second or subsequent conviction for a negligent violation, a person shall be subject to criminal penalties of not more than \$50,000 per day of violation or by imprisonment of not more than 2 years, or both.
- (b) *Knowing Violations.* The CWA provides that any person who knowingly violates permit conditions implementing Sections 301, 302, 306, 307, 308, 318, or 405 of the Act is subject to a fine of not less than \$5,000 nor more than \$50,000 per day of violation, or by imprisonment for not more than 3 years, or both. In the case of a second or subsequent conviction for a knowing violation, a person shall be subject to criminal penalties of not more than \$100,000 per day of violation, or imprisonment of not more than 6 years, or both.
- (c) *Knowing Endangerment.* The CWA provides that any person who knowingly violates permit conditions implementing Sections 301, 302, 303, 306, 307, 308, 318, or 405 of the Act and who knows at that time that he or she is placing another person in imminent danger of death or serious bodily injury shall upon conviction be subject to a fine of not more than \$250,000 or by imprisonment of not more than 15 years, or both. In the case of a second or subsequent conviction for a knowing

## NPDES PART II STANDARD CONDITIONS

(April 26, 2018)

endangerment violation, a person shall be subject to a fine of not more than \$500,000 or by imprisonment of not more than 30 years, or both. An organization, as defined in Section 309(c)(3)(B)(iii) of the Act, shall, upon conviction of violating the imminent danger provision, be subject to a fine of not more than \$1,000,000 and can be fined up to \$2,000,000 for second or subsequent convictions.

- (d) *False Statement.* The CWA provides that any person who falsifies, tampers with, or knowingly renders inaccurate any monitoring device or method required to be maintained under this permit shall, upon conviction, be punished by a fine of not more than \$10,000, or by imprisonment for not more than 2 years, or both. If a conviction of a person is for a violation committed after a first conviction of such person under this paragraph, punishment is a fine of not more than \$20,000 per day of violation, or by imprisonment of not more than 4 years, or both. The Act further provides that any person who knowingly makes any false statement, representation, or certification in any record or other document submitted or required to be maintained under this permit, including monitoring reports or reports of compliance or non-compliance shall, upon conviction, be punished by a fine of not more than \$10,000 per violation, or by imprisonment for not more than 6 months per violation, or by both.
- (2) *Civil Penalties.* The CWA provides that any person who violates a permit condition implementing Sections 301, 302, 306, 307, 308, 318, or 405 of the Act is subject to a civil penalty not to exceed the maximum amounts authorized by Section 309(d) of the Act, the 2015 amendments to the Federal Civil Penalties Inflation Adjustment Act of 1990, 28 U.S.C. § 2461 note, and 40 C.F.R. Part 19. *See* Pub. L.114-74, Section 701 (Nov. 2, 2015); 83 Fed. Reg. 1190 (January 10, 2018).
- (3) *Administrative Penalties.* The CWA provides that any person who violates a permit condition implementing Sections 301, 302, 306, 307, 308, 318, or 405 of the Act is subject to an administrative penalty as follows:
  - (a) *Class I Penalty.* Not to exceed the maximum amounts authorized by Section 309(g)(2)(A) of the Act, the 2015 amendments to the Federal Civil Penalties Inflation Adjustment Act of 1990, 28 U.S.C. § 2461 note, and 40 C.F.R. Part 19. *See* Pub. L.114-74, Section 701 (Nov. 2, 2015); 83 Fed. Reg. 1190 (January 10, 2018).
  - (b) *Class II Penalty.* Not to exceed the maximum amounts authorized by Section 309(g)(2)(B) of the Act the 2015 amendments to the Federal Civil Penalties Inflation Adjustment Act of 1990, 28 U.S.C. § 2461 note, and 40 C.F.R. Part 19. *See* Pub. L.114-74, Section 701 (Nov. 2, 2015); 83 Fed. Reg. 1190 (January 10, 2018).

### 2. Permit Actions

This permit may be modified, revoked and reissued, or terminated for cause. The filing of a request by the Permittee for a permit modification, revocation and reissuance, or termination, or a notification of planned changes or anticipated noncompliance does not stay any permit

NPDES PART II STANDARD CONDITIONS  
(April 26, 2018)

condition.

3. Duty to Provide Information

The Permittee shall furnish to the Director, within a reasonable time, any information which the Director may request to determine whether cause exists for modifying, revoking and reissuing, or terminating this permit, or to determine compliance with this permit. The Permittee shall also furnish to the Director, upon request, copies of records required to be kept by this permit.

4. Oil and Hazardous Substance Liability

Nothing in this permit shall be construed to preclude the institution of any legal action or relieve the Permittee from responsibilities, liabilities or penalties to which the Permittee is or may be subject under Section 311 of the CWA, or Section 106 of the Comprehensive Environmental Response, Compensation and Liability Act of 1980 (CERCLA).

5. Property Rights

This permit does not convey any property rights of any sort, or any exclusive privilege.

6. Confidentiality of Information

a. In accordance with 40 C.F.R. Part 2, any information submitted to EPA pursuant to these regulations may be claimed as confidential by the submitter. Any such claim must be asserted at the time of submission in the manner prescribed on the application form or instructions or, in the case of other submissions, by stamping the words "confidential business information" on each page containing such information. If no claim is made at the time of submission, EPA may make the information available to the public without further notice. If a claim is asserted, the information will be treated in accordance with the procedures in 40 C.F.R. Part 2 (Public Information).

b. Claims of confidentiality for the following information will be denied:

- (1) The name and address of any permit applicant or Permittee;
- (2) Permit applications, permits, and effluent data.

c. Information required by NPDES application forms provided by the Director under 40 C.F.R. § 122.21 may not be claimed confidential. This includes information submitted on the forms themselves and any attachments used to supply information required by the forms.

7. Duty to Reapply

If the Permittee wishes to continue an activity regulated by this permit after the expiration date of this permit, the Permittee must apply for and obtain a new permit. The Permittee shall submit a new application at least 180 days before the expiration date of the existing permit, unless permission for a later date has been granted by the Director. (The Director shall not grant permission for applications to be submitted later than the expiration date of the existing permit.)

8. State Authorities

Nothing in Parts 122, 123, or 124 precludes more stringent State regulation of any activity

## NPDES PART II STANDARD CONDITIONS

(April 26, 2018)

covered by the regulations in 40 C.F.R. Parts 122, 123, and 124, whether or not under an approved State program.

### 9. Other Laws

The issuance of a permit does not authorize any injury to persons or property or invasion of other private rights, or any infringement of State or local law or regulations.

## B. OPERATION AND MAINTENANCE OF POLLUTION CONTROLS

### 1. Proper Operation and Maintenance

The Permittee shall at all times properly operate and maintain all facilities and systems of treatment and control (and related appurtenances) which are installed or used by the Permittee to achieve compliance with the conditions of this permit. Proper operation and maintenance also includes adequate laboratory controls and appropriate quality assurance procedures. This provision requires the operation of back-up or auxiliary facilities or similar systems which are installed by a Permittee only when the operation is necessary to achieve compliance with the conditions of the permit.

### 2. Need to Halt or Reduce Not a Defense

It shall not be a defense for a Permittee in an enforcement action that it would have been necessary to halt or reduce the permitted activity in order to maintain compliance with the conditions of this permit.

### 3. Duty to Mitigate

The Permittee shall take all reasonable steps to minimize or prevent any discharge or sludge use or disposal in violation of this permit which has a reasonable likelihood of adversely affecting human health or the environment.

### 4. Bypass

#### a. Definitions

- (1) *Bypass* means the intentional diversion of waste streams from any portion of a treatment facility.
- (2) *Severe property damage* means substantial physical damage to property, damage to the treatment facilities which causes them to become inoperable, or substantial and permanent loss of natural resources which can reasonably be expected to occur in the absence of a bypass. Severe property damage does not mean economic loss caused by delays in production.

- b. *Bypass not exceeding limitations.* The Permittee may allow any bypass to occur which does not cause effluent limitations to be exceeded, but only if it also is for essential maintenance to assure efficient operation. These bypasses are not subject to the provisions of paragraphs (c) and (d) of this Section.

#### c. Notice

## NPDES PART II STANDARD CONDITIONS

(April 26, 2018)

- (1) *Anticipated bypass.* If the Permittee knows in advance of the need for a bypass, it shall submit prior notice, if possible at least ten days before the date of the bypass. As of December 21, 2020 all notices submitted in compliance with this Section must be submitted electronically by the Permittee to the Director or initial recipient, as defined in 40 C.F.R. § 127.2(b), in compliance with this Section and 40 C.F.R. Part 3 (including, in all cases, Subpart D to Part 3), § 122.22, and 40 C.F.R. Part 127. Part 127 is not intended to undo existing requirements for electronic reporting. Prior to this date, and independent of Part 127, Permittees may be required to report electronically if specified by a particular permit or if required to do so by state law.
- (2) *Unanticipated bypass.* The Permittee shall submit notice of an unanticipated bypass as required in paragraph D.1.e. of this part (24-hour notice). As of December 21, 2020 all notices submitted in compliance with this Section must be submitted electronically by the Permittee to the Director or initial recipient, as defined in 40 C.F.R. § 127.2(b), in compliance with this Section and 40 C.F.R. Part 3 (including, in all cases, Subpart D to Part 3), § 122.22, and 40 C.F.R. Part 127. Part 127 is not intended to undo existing requirements for electronic reporting. Prior to this date, and independent of Part 127, Permittees may be required to report electronically if specified by a particular permit or required to do so by law.

### d. *Prohibition of bypass.*

- (1) Bypass is prohibited, and the Director may take enforcement action against a Permittee for bypass, unless:
  - (a) Bypass was unavoidable to prevent loss of life, personal injury, or severe property damage;
  - (b) There were no feasible alternatives to the bypass, such as the use of auxiliary treatment facilities, retention of untreated wastes, or maintenance during normal periods of equipment downtime. This condition is not satisfied if adequate back-up equipment should have been installed in the exercise of reasonable engineering judgment to prevent a bypass which occurred during normal periods of equipment downtime or preventative maintenance; and
  - (c) The Permittee submitted notices as required under paragraph 4.c of this Section.
- (2) The Director may approve an anticipated bypass, after considering its adverse effects, if the Director determines that it will meet the three conditions listed above in paragraph 4.d of this Section.

## 5. Upset

- a. *Definition.* *Upset* means an exceptional incident in which there is an unintentional and temporary noncompliance with technology based permit effluent limitations because of factors beyond the reasonable control of the Permittee. An upset does not include noncompliance to the extent caused by operational error, improperly designed treatment facilities, inadequate treatment facilities, lack of preventive maintenance, or careless or

## NPDES PART II STANDARD CONDITIONS

(April 26, 2018)

improper operation.

- b. *Effect of an upset.* An upset constitutes an affirmative defense to an action brought for noncompliance with such technology based permit effluent limitations if the requirements of paragraph B.5.c. of this Section are met. No determination made during administrative review of claims that noncompliance was caused by upset, and before an action for noncompliance, is final administrative action subject to judicial review.
- c. *Conditions necessary for a demonstration of upset.* A Permittee who wishes to establish the affirmative defense of upset shall demonstrate, through properly signed, contemporaneous operating logs, or other relevant evidence that:
  - (1) An upset occurred and that the Permittee can identify the cause(s) of the upset;
  - (2) The permitted facility was at the time being properly operated; and
  - (3) The Permittee submitted notice of the upset as required in paragraph D.1.e.2.b. (24-hour notice).
  - (4) The Permittee complied with any remedial measures required under B.3. above.
- d. *Burden of proof.* In any enforcement proceeding the Permittee seeking to establish the occurrence of an upset has the burden of proof.

### C. MONITORING REQUIREMENTS

#### 1. Monitoring and Records

- a. Samples and measurements taken for the purpose of monitoring shall be representative of the monitored activity.
- b. Except for records of monitoring information required by this permit related to the Permittee's sewage sludge use and disposal activities, which shall be retained for a period of at least 5 years (or longer as required by 40 C.F.R. § 503), the Permittee shall retain records of all monitoring information, including all calibration and maintenance records and all original strip chart recordings for continuous monitoring instrumentation, copies of all reports required by this permit, and records of all data used to complete the application for this permit, for a period of at least 3 years from the date of the sample, measurement, report or application. This period may be extended by request of the Director at any time.
- c. Records of monitoring information shall include:
  - (1) The date, exact place, and time of sampling or measurements;
  - (2) The individual(s) who performed the sampling or measurements;
  - (3) The date(s) analyses were performed;
  - (4) The individual(s) who performed the analyses;
  - (5) The analytical techniques or methods used; and
  - (6) The results of such analyses.
- d. Monitoring must be conducted according to test procedures approved under 40 C.F.R. § 136 unless another method is required under 40 C.F.R. Subchapters N or O.
- e. The Clean Water Act provides that any person who falsifies, tampers with, or

## NPDES PART II STANDARD CONDITIONS

(April 26, 2018)

knowingly renders inaccurate any monitoring device or method required to be maintained under this permit shall, upon conviction, be punished by a fine of not more than \$10,000, or by imprisonment for not more than 2 years, or both. If a conviction of a person is for a violation committed after a first conviction of such person under this paragraph, punishment is a fine of not more than \$20,000 per day of violation, or by imprisonment of not more than 4 years, or both.

### 2. Inspection and Entry

The Permittee shall allow the Director, or an authorized representative (including an authorized contractor acting as a representative of the Administrator), upon presentation of credentials and other documents as may be required by law, to:

- a. Enter upon the Permittee's premises where a regulated facility or activity is located or conducted, or where records must be kept under the conditions of this permit;
- b. Have access to and copy, at reasonable times, any records that must be kept under the conditions of this permit;
- c. Inspect at reasonable times any facilities, equipment (including monitoring and control equipment), practices, or operations regulated or required under this permit; and
- d. Sample or monitor at reasonable times, for the purposes of assuring permit compliance or as otherwise authorized by the Clean Water Act, any substances or parameters at any location.

## D. REPORTING REQUIREMENTS

### 1. Reporting Requirements

- a. *Planned Changes.* The Permittee shall give notice to the Director as soon as possible of any planned physical alterations or additions to the permitted facility. Notice is required only when:
  - (1) The alteration or addition to a permitted facility may meet one of the criteria for determining whether a facility is a new source in 40 C.F.R. § 122.29(b); or
  - (2) The alteration or addition could significantly change the nature or increase the quantity of pollutants discharged. This notification applies to pollutants which are subject neither to effluent limitations in the permit, nor to notification requirements at 40 C.F.R. § 122.42(a)(1).
  - (3) The alteration or addition results in a significant change in the Permittee's sludge use or disposal practices, and such alteration, addition, or change may justify the application of permit conditions that are different from or absent in the existing permit, including notification of additional use or disposal sites not reported during the permit application process or not reported pursuant to an approved land application plan.
- b. *Anticipated noncompliance.* The Permittee shall give advance notice to the Director of any planned changes in the permitted facility or activity which may result in noncompliance with permit requirements.

## NPDES PART II STANDARD CONDITIONS

(April 26, 2018)

- c. *Transfers.* This permit is not transferable to any person except after notice to the Director. The Director may require modification or revocation and reissuance of the permit to change the name of the Permittee and incorporate such other requirements as may be necessary under the Clean Water Act. *See* 40 C.F.R. § 122.61; in some cases, modification or revocation and reissuance is mandatory.
- d. *Monitoring reports.* Monitoring results shall be reported at the intervals specified elsewhere in this permit.
  - (1) Monitoring results must be reported on a Discharge Monitoring Report (DMR) or forms provided or specified by the Director for reporting results of monitoring of sludge use or disposal practices. As of December 21, 2016 all reports and forms submitted in compliance with this Section must be submitted electronically by the Permittee to the Director or initial recipient, as defined in 40 C.F.R. § 127.2(b), in compliance with this Section and 40 C.F.R. Part 3 (including, in all cases, Subpart D to Part 3), § 122.22, and 40 C.F.R. Part 127. Part 127 is not intended to undo existing requirements for electronic reporting. Prior to this date, and independent of Part 127, Permittees may be required to report electronically if specified by a particular permit or if required to do so by State law.
  - (2) If the Permittee monitors any pollutant more frequently than required by the permit using test procedures approved under 40 C.F.R. § 136, or another method required for an industry-specific waste stream under 40 C.F.R. Subchapters N or O, the results of such monitoring shall be included in the calculation and reporting of the data submitted in the DMR or sludge reporting form specified by the Director.
  - (3) Calculations for all limitations which require averaging or measurements shall utilize an arithmetic mean unless otherwise specified by the Director in the permit.
- e. *Twenty-four hour reporting.*
  - (1) The Permittee shall report any noncompliance which may endanger health or the environment. Any information shall be provided orally within 24 hours from the time the Permittee becomes aware of the circumstances. A written report shall also be provided within 5 days of the time the Permittee becomes aware of the circumstances. The written report shall contain a description of the noncompliance and its cause; the period of noncompliance, including exact dates and times, and if the noncompliance has not been corrected, the anticipated time it is expected to continue; and steps taken or planned to reduce, eliminate, and prevent reoccurrence of the noncompliance. For noncompliance events related to combined sewer overflows, sanitary sewer overflows, or bypass events, these reports must include the data described above (with the exception of time of discovery) as well as the type of event (combined sewer overflows, sanitary sewer overflows, or bypass events), type of sewer overflow structure (e.g., manhole, combined sewer overflow outfall), discharge volumes untreated by the treatment works treating domestic sewage, types of human health and environmental impacts of the sewer overflow event, and whether the noncompliance was related to wet weather. As of December 21, 2020 all

## NPDES PART II STANDARD CONDITIONS

(April 26, 2018)

reports related to combined sewer overflows, sanitary sewer overflows, or bypass events submitted in compliance with this section must be submitted electronically by the Permittee to the Director or initial recipient, as defined in 40 C.F.R. § 127.2(b), in compliance with this Section and 40 C.F.R. Part 3 (including, in all cases Subpart D to Part 3), § 122.22, and 40 C.F.R. Part 127. Part 127 is not intended to undo existing requirements for electronic reporting. Prior to this date, and independent of Part 127, Permittees may be required to electronically submit reports related to combined sewer overflows, sanitary sewer overflows, or bypass events under this section by a particular permit or if required to do so by state law. The Director may also require Permittees to electronically submit reports not related to combined sewer overflows, sanitary sewer overflows, or bypass events under this section.

- (2) The following shall be included as information which must be reported within 24 hours under this paragraph.
    - (a) Any unanticipated bypass which exceeds any effluent limitation in the permit. *See* 40 C.F.R. § 122.41(g).
    - (b) Any upset which exceeds any effluent limitation in the permit.
    - (c) Violation of a maximum daily discharge limitation for any of the pollutants listed by the Director in the permit to be reported within 24 hours. *See* 40 C.F.R. § 122.44(g).
  - (3) The Director may waive the written report on a case-by-case basis for reports under paragraph D.1.e. of this Section if the oral report has been received within 24 hours.
- f. *Compliance Schedules.* Reports of compliance or noncompliance with, or any progress reports on, interim and final requirements contained in any compliance schedule of this permit shall be submitted no later than 14 days following each schedule date.
- g. *Other noncompliance.* The Permittee shall report all instances of noncompliance not reported under paragraphs D.1.d., D.1.e., and D.1.f. of this Section, at the time monitoring reports are submitted. The reports shall contain the information listed in paragraph D.1.e. of this Section. For noncompliance events related to combined sewer overflows, sanitary sewer overflows, or bypass events, these reports shall contain the information described in paragraph D.1.e. and the applicable required data in Appendix A to 40 C.F.R. Part 127. As of December 21, 2020 all reports related to combined sewer overflows, sanitary sewer overflows, or bypass events submitted in compliance with this section must be submitted electronically by the Permittee to the Director or initial recipient, as defined in 40 C.F.R. § 127.2(b), in compliance with this Section and 40 C.F.R. Part 3 (including, in all cases, Subpart D to Part 3), § 122.22, and 40 C.F.R. Part 127. Part 127 is not intended to undo existing requirements for electronic reporting. Prior to this date, and independent of Part 127, Permittees may be required to electronically submit reports related to combined sewer overflows, sanitary sewer overflows, or bypass events under this section by a particular permit or if required to do so by state law. The Director may also require Permittees to electronically submit reports not related to combined sewer overflows, sanitary sewer overflows, or bypass events under this Section.
- h. *Other information.* Where the Permittee becomes aware that it failed to submit any

## NPDES PART II STANDARD CONDITIONS

(April 26, 2018)

relevant facts in a permit application, or submitted incorrect information in a permit application or in any report to the Director, it shall promptly submit such facts or information.

- i. *Identification of the initial recipient for NPDES electronic reporting data.* The owner, operator, or the duly authorized representative of an NPDES-regulated entity is required to electronically submit the required NPDES information (as specified in Appendix A to 40 C.F.R. Part 127) to the appropriate initial recipient, as determined by EPA, and as defined in 40 C.F.R. § 127.2(b). EPA will identify and publish the list of initial recipients on its Web site and in the FEDERAL REGISTER, by state and by NPDES data group (see 40 C.F.R. § 127.2(c) of this Chapter). EPA will update and maintain this listing.

### 2. Signatory Requirement

- a. All applications, reports, or information submitted to the Director shall be signed and certified. *See* 40 C.F.R. §122.22.
- b. The CWA provides that any person who knowingly makes any false statement, representation, or certification in any record or other document submitted or required to be maintained under this permit, including monitoring reports or reports of compliance or non-compliance shall, upon conviction, be punished by a fine of not more than \$10,000 per violation, or by imprisonment for not more than 6 months per violation, or by both.

### 3. Availability of Reports.

Except for data determined to be confidential under paragraph A.6. above, all reports prepared in accordance with the terms of this permit shall be available for public inspection at the offices of the State water pollution control agency and the Director. As required by the CWA, effluent data shall not be considered confidential. Knowingly making any false statements on any such report may result in the imposition of criminal penalties as provided for in Section 309 of the CWA.

## E. DEFINITIONS AND ABBREVIATIONS

### 1. General Definitions

For more definitions related to sludge use and disposal requirements, see EPA Region 1's NPDES Permit Sludge Compliance Guidance document (4 November 1999, modified to add regulatory definitions, April 2018).

*Administrator* means the Administrator of the United States Environmental Protection Agency, or an authorized representative.

*Applicable standards and limitations* means all, State, interstate, and federal standards and limitations to which a "discharge," a "sewage sludge use or disposal practice," or a related activity is subject under the CWA, including "effluent limitations," water quality standards, standards of performance, toxic effluent standards or prohibitions, "best management practices," pretreatment standards, and "standards for sewage sludge use or disposal" under Sections 301, 302, 303, 304, 306, 307, 308, 403 and 405 of the CWA.

*Application* means the EPA standard national forms for applying for a permit, including any additions, revisions, or modifications to the forms; or forms approved by EPA for use in

NPDES PART II STANDARD CONDITIONS  
(April 26, 2018)

“approved States,” including any approved modifications or revisions.

*Approved program* or *approved State* means a State or interstate program which has been approved or authorized by EPA under Part 123.

*Average monthly discharge limitation* means the highest allowable average of “daily discharges” over a calendar month, calculated as the sum of all “daily discharges” measured during a calendar month divided by the number of “daily discharges” measured during that month.

*Average weekly discharge limitation* means the highest allowable average of “daily discharges” over a calendar week, calculated as the sum of all “daily discharges” measured during a calendar week divided by the number of “daily discharges” measured during that week.

*Best Management Practices (“BMPs”)* means schedules of activities, prohibitions of practices, maintenance procedures, and other management practices to prevent or reduce the pollution of “waters of the United States.” BMPs also include treatment requirements, operating procedures, and practices to control plant site runoff, spillage or leaks, sludge or waste disposal, or drainage from raw material storage.

*Bypass* see B.4.a.1 above.

*C-NOEC* or “*Chronic (Long-term Exposure Test) – No Observed Effect Concentration*” means the highest tested concentration of an effluent or a toxicant at which no adverse effects are observed on the aquatic test organisms at a specified time of observation.

*Class I sludge management facility* is any publicly owned treatment works (POTW), as defined in 40 C.F.R. § 501.2, required to have an approved pretreatment program under 40 C.F.R. § 403.8 (a) (including any POTW located in a State that has elected to assume local program responsibilities pursuant to 40 C.F.R. § 403.10 (e)) and any treatment works treating domestic sewage, as defined in 40 C.F.R. § 122.2, classified as a Class I sludge management facility by the EPA Regional Administrator, or, in the case of approved State programs, the Regional Administrator in conjunction with the State Director, because of the potential for its sewage sludge use or disposal practice to affect public health and the environment adversely.

*Contiguous zone* means the entire zone established by the United States under Article 24 of the Convention on the Territorial Sea and the Contiguous Zone.

*Continuous discharge* means a “discharge” which occurs without interruption throughout the operating hours of the facility, except for infrequent shutdowns for maintenance, process changes, or similar activities.

*CWA* means the Clean Water Act (formerly referred to as the Federal Water Pollution Control Act or Federal Water Pollution Control Act Amendments of 1972) Public Law 92-500, as amended by Public Law 95-217, Public Law 95-576, Public Law 96-483 and Public Law 97-117, 33 U.S.C. 1251 *et seq.*

*CWA and regulations* means the Clean Water Act (CWA) and applicable regulations promulgated thereunder. In the case of an approved State program, it includes State program requirements.

*Daily Discharge* means the “discharge of a pollutant” measured during a calendar day or any

## NPDES PART II STANDARD CONDITIONS

(April 26, 2018)

other 24-hour period that reasonably represents the calendar day for purposes of sampling. For pollutants with limitations expressed in units of mass, the “daily discharge” is calculated as the total mass of the pollutant discharged over the day. For pollutants with limitations expressed in other units of measurements, the “daily discharge” is calculated as the average measurement of the pollutant over the day.

*Direct Discharge* means the “discharge of a pollutant.”

*Director* means the Regional Administrator or an authorized representative. In the case of a permit also issued under Massachusetts’ authority, it also refers to the Director of the Division of Watershed Management, Department of Environmental Protection, Commonwealth of Massachusetts.

*Discharge*

- (a) When used without qualification, *discharge* means the “discharge of a pollutant.”
- (b) As used in the definitions for “interference” and “pass through,” *discharge* means the introduction of pollutants into a POTW from any non-domestic source regulated under Section 307(b), (c) or (d) of the Act.

*Discharge Monitoring Report* (“DMR”) means the EPA uniform national form, including any subsequent additions, revisions, or modifications for the reporting of self-monitoring results by Permittees. DMRs must be used by “approved States” as well as by EPA. EPA will supply DMRs to any approved State upon request. The EPA national forms may be modified to substitute the State Agency name, address, logo, and other similar information, as appropriate, in place of EPA’s.

*Discharge of a pollutant* means:

- (a) Any addition of any “pollutant” or combination of pollutants to “waters of the United States” from any “point source,” or
- (b) Any addition of any pollutant or combination of pollutants to the waters of the “contiguous zone” or the ocean from any point source other than a vessel or other floating craft which is being used as a means of transportation.

This definition includes additions of pollutants into waters of the United States from: surface runoff which is collected or channeled by man; discharges through pipes, sewers, or other conveyances owned by a State, municipality, or other person which do not lead to a treatment works; and discharges through pipes, sewers, or other conveyances, leading into privately owned treatment works. This term does not include an addition of pollutants by any “indirect discharger.”

*Effluent limitation* means any restriction imposed by the Director on quantities, discharge rates, and concentrations of “pollutants” which are “discharged” from “point sources” into “waters of the United States,” the waters of the “contiguous zone,” or the ocean.

*Effluent limitation guidelines* means a regulation published by the Administrator under section 304(b) of CWA to adopt or revise “effluent limitations.”

*Environmental Protection Agency* (“EPA”) means the United States Environmental Protection

NPDES PART II STANDARD CONDITIONS  
(April 26, 2018)

Agency.

*Grab Sample* means an individual sample collected in a period of less than 15 minutes.

*Hazardous substance* means any substance designated under 40 C.F.R. Part 116 pursuant to Section 311 of CWA.

*Incineration* is the combustion of organic matter and inorganic matter in sewage sludge by high temperatures in an enclosed device.

*Indirect discharger* means a nondomestic discharger introducing “pollutants” to a “publicly owned treatment works.”

*Interference* means a discharge (see definition above) which, alone or in conjunction with a discharge or discharges from other sources, both:

- (a) Inhibits or disrupts the POTW, its treatment processes or operations, or its sludge processes, use or disposal; and
- (b) Therefore is a cause of a violation of any requirement of the POTW’s NPDES permit (including an increase in the magnitude or duration of a violation) or of the prevention of sewage sludge use or disposal in compliance with the following statutory provisions and regulations or permits issued thereunder (or more stringent State or local regulations): Section 405 of the Clean Water Act, the Solid Waste Disposal Act (SWDA) (including title II, more commonly referred to as the Resources Conservation and Recovery Act (RCRA), and including State regulations contained in any State sludge management plan prepared pursuant to Subtitle D of the SDWA), the Clean Air Act, the Toxic Substances Control Act, and the Marine Protection, Research and Sanctuaries Act.

*Landfill* means an area of land or an excavation in which wastes are placed for permanent disposal, and that is not a land application unit, surface impoundment, injection well, or waste pile.

*Land application* is the spraying or spreading of sewage sludge onto the land surface; the injection of sewage sludge below the land surface; or the incorporation of sewage sludge into the soil so that the sewage sludge can either condition the soil or fertilize crops or vegetation grown in the soil.

*Land application unit* means an area where wastes are applied onto or incorporated into the soil surface (excluding manure spreading operations) for agricultural purposes or for treatment and disposal.

*LC<sub>50</sub>* means the concentration of a sample that causes mortality of 50% of the test population at a specific time of observation. The *LC<sub>50</sub>* = 100% is defined as a sample of undiluted effluent.

*Maximum daily discharge limitation* means the highest allowable “daily discharge.”

*Municipal solid waste landfill (MSWLF) unit* means a discrete area of land or an excavation that receives household waste, and that is not a land application unit, surface impoundment, injection well, or waste pile, as those terms are defined under 40 C.F.R. § 257.2. A MSWLF unit also may receive other types of RCRA Subtitle D wastes, such as commercial solid waste, nonhazardous sludge, very small quantity generator waste and industrial solid waste. Such a landfill may be

## NPDES PART II STANDARD CONDITIONS

(April 26, 2018)

publicly or privately owned. A MSWLF unit may be a new MSWLF unit, an existing MSWLF unit or a lateral expansion. A construction and demolition landfill that receives residential lead-based paint waste and does not receive any other household waste is not a MSWLF unit.

### *Municipality*

- (a) When used without qualification *municipality* means a city, town, borough, county, parish, district, association, or other public body created by or under State law and having jurisdiction over disposal of sewage, industrial wastes, or other wastes, or an Indian tribe or an authorized Indian tribal organization, or a designated and approved management agency under Section 208 of CWA.
- (b) As related to sludge use and disposal, *municipality* means a city, town, borough, county, parish, district, association, or other public body (including an intermunicipal Agency of two or more of the foregoing entities) created by or under State law; an Indian tribe or an authorized Indian tribal organization having jurisdiction over sewage sludge management; or a designated and approved management Agency under Section 208 of the CWA, as amended. The definition includes a special district created under State law, such as a water district, sewer district, sanitary district, utility district, drainage district, or similar entity, or an integrated waste management facility as defined in Section 201 (e) of the CWA, as amended, that has as one of its principal responsibilities the treatment, transport, use or disposal of sewage sludge.

*National Pollutant Discharge Elimination System* means the national program for issuing, modifying, revoking and reissuing, terminating, monitoring and enforcing permits, and imposing and enforcing pretreatment requirements, under Sections 307, 402, 318, and 405 of the CWA. The term includes an “approved program.”

*New Discharger* means any building, structure, facility, or installation:

- (a) From which there is or may be a “discharge of pollutants;”
- (b) That did not commence the “discharge of pollutants” at a particular “site” prior to August 13, 1979;
- (c) Which is not a “new source;” and
- (d) Which has never received a finally effective NPDES permit for discharges at that “site.”

This definition includes an “indirect discharger” which commences discharging into “waters of the United States” after August 13, 1979. It also includes any existing mobile point source (other than an offshore or coastal oil and gas exploratory drilling rig or a coastal oil and gas exploratory drilling rig or a coastal oil and gas exploratory drilling rig or a coastal oil and gas developmental drilling rig) such as a seafood processing rig, seafood processing vessel, or aggregate plant, that begins discharging at a “site” for which it does not have a permit; and any offshore or coastal mobile oil and gas exploratory drilling rig or coastal mobile oil and gas developmental drilling rig that commences the discharge of pollutants after August 13, 1979, at a “site” under EPA’s permitting jurisdiction for which it is not covered by an individual or general permit and which is located in an area determined by the Director in the issuance of a final permit to be in an area of biological concern. In determining whether an area is an area of biological concern, the Director shall consider the factors specified in 40 C.F.R. §§ 125.122 (a) (1) through (10).

## NPDES PART II STANDARD CONDITIONS

(April 26, 2018)

An offshore or coastal mobile exploratory drilling rig or coastal mobile developmental drilling rig will be considered a “new discharger” only for the duration of its discharge in an area of biological concern.

*New source* means any building, structure, facility, or installation from which there is or may be a “discharge of pollutants,” the construction of which commenced:

- (a) After promulgation of standards of performance under Section 306 of CWA which are applicable to such source, or
- (b) After proposal of standards of performance in accordance with Section 306 of CWA which are applicable to such source, but only if the standards are promulgated in accordance with Section 306 within 120 days of their proposal.

*NPDES* means “National Pollutant Discharge Elimination System.”

*Owner or operator* means the owner or operator of any “facility or activity” subject to regulation under the NPDES programs.

*Pass through* means a Discharge (see definition above) which exits the POTW into waters of the United States in quantities or concentrations which, alone or in conjunction with a discharge or discharges from other sources, is a cause of a violation of any requirement of the POTW’s NPDES permit (including an increase in the magnitude or duration of a violation).

*Pathogenic organisms* are disease-causing organisms. These include, but are not limited to, certain bacteria, protozoa, viruses, and viable helminth ova.

*Permit* means an authorization, license, or equivalent control document issued by EPA or an “approved State” to implement the requirements of Parts 122, 123, and 124. “Permit” includes an NPDES “general permit” (40 C.F.R. § 122.28). “Permit” does not include any permit which has not yet been the subject of final agency action, such as a “draft permit” or “proposed permit.”

*Person* means an individual, association, partnership, corporation, municipality, State or Federal agency, or an agent or employee thereof.

*Person who prepares sewage sludge* is either the person who generates sewage sludge during the treatment of domestic sewage in a treatment works or the person who derives a material from sewage sludge.

*pH* means the logarithm of the reciprocal of the hydrogen ion concentration measured at 25° Centigrade or measured at another temperature and then converted to an equivalent value at 25° Centigrade.

*Point Source* means any discernible, confined, and discrete conveyance, including but not limited to, any pipe, ditch, channel, tunnel, conduit, well, discrete fissure, container, rolling stock, concentrated animal feeding operation, landfill leachate collection system, vessel or other floating craft from which pollutants are or may be discharged. This term does not include return flows from irrigated agriculture or agricultural storm water runoff (see 40 C.F.R. § 122.3).

*Pollutant* means dredged spoil, solid waste, incinerator residue, filter backwash, sewage, garbage, sewage sludge, munitions, chemical wastes, biological materials, radioactive materials

## NPDES PART II STANDARD CONDITIONS

(April 26, 2018)

(except those regulated under the Atomic Energy Act of 1954, as amended (42 U.S.C. 2011 *et seq.*)), heat, wrecked or discarded equipment, rock, sand, cellar dirt and industrial, municipal, and agricultural waste discharged into water. It does not mean:

- (a) Sewage from vessels; or
- (b) Water, gas, or other material which is injected into a well to facilitate production of oil or gas, or water derived in association with oil and gas production and disposed of in a well, if the well is used either to facilitate production or for disposal purposes is approved by the authority of the State in which the well is located, and if the State determines that the injection or disposal will not result in the degradation of ground or surface water resources.

*Primary industry category* means any industry category listed in the NRDC settlement agreement (*Natural Resources Defense Council et al. v. Train*, 8 E.R.C. 2120 (D.D.C. 1976), *modified* 12 E.R.C. 1833 (D.D.C. 1979)); also listed in Appendix A of 40 C.F.R. Part 122.

*Privately owned treatment works* means any device or system which is (a) used to treat wastes from any facility whose operator is not the operator of the treatment works and (b) not a “POTW.”

*Process wastewater* means any water which, during manufacturing or processing, comes into direct contact with or results from the production or use of any raw material, intermediate product, finished product, byproduct, or waste product.

*Publicly owned treatment works (POTW)* means a treatment works as defined by Section 212 of the Act, which is owned by a State or municipality (as defined by Section 504(4) of the Act). This definition includes any devices and systems used in the storage, treatment, recycling and reclamation of municipal sewage or industrial wastes of a liquid nature. It also includes sewers, pipes and other conveyances only if they convey wastewater to a POTW Treatment Plant. The term also means the municipality as defined in Section 502(4) of the Act, which has jurisdiction over the indirect discharges to and the discharges from such a treatment works.

*Regional Administrator* means the Regional Administrator, EPA, Region I, Boston, Massachusetts.

*Secondary industry category* means any industry which is not a “primary industry category.”

*Septage* means the liquid and solid material pumped from a septic tank, cesspool, or similar domestic sewage treatment system, or a holding tank when the system is cleaned or maintained.

*Sewage Sludge* means any solid, semi-solid, or liquid residue removed during the treatment of municipal waste water or domestic sewage. Sewage sludge includes, but is not limited to, solids removed during primary, secondary, or advanced waste water treatment, scum, septage, portable toilet pumpings, type III marine sanitation device pumpings (33 C.F.R. Part 159), and sewage sludge products. Sewage sludge does not include grit or screenings, or ash generated during the incineration of sewage sludge.

*Sewage sludge incinerator* is an enclosed device in which only sewage sludge and auxiliary fuel are fired.

*Sewage sludge unit* is land on which only sewage sludge is placed for final disposal. This does

## NPDES PART II STANDARD CONDITIONS

(April 26, 2018)

not include land on which sewage sludge is either stored or treated. Land does not include waters of the United States, as defined in 40 C.F.R. § 122.2.

*Sewage sludge use or disposal practice* means the collection, storage, treatment, transportation, processing, monitoring, use, or disposal of sewage sludge.

*Significant materials* includes, but is not limited to: raw materials; fuels; materials such as solvents, detergents, and plastic pellets; finished materials such as metallic products; raw materials used in food processing or production; hazardous substance designated under Section 101(14) of CERCLA; any chemical the facility is required to report pursuant to Section 313 of title III of SARA; fertilizers; pesticides; and waste products such as ashes, slag and sludge that have the potential to be released with storm water discharges.

*Significant spills* includes, but is not limited to, releases of oil or hazardous substances in excess of reportable quantities under Section 311 of the CWA (see 40 C.F.R. §§ 110.10 and 117.21) or Section 102 of CERCLA (see 40 C.F.R. § 302.4).

*Sludge-only facility* means any “treatment works treating domestic sewage” whose methods of sewage sludge use or disposal are subject to regulations promulgated pursuant to section 405(d) of the CWA, and is required to obtain a permit under 40 C.F.R. § 122.1(b)(2).

*State* means any of the 50 States, the District of Columbia, Guam, the Commonwealth of Puerto Rico, the Virgin Islands, American Samoa, the Commonwealth of the Northern Mariana Islands, the Trust Territory of the Pacific Islands, or an Indian Tribe as defined in the regulations which meets the requirements of 40 C.F.R. § 123.31.

*Store or storage of sewage sludge* is the placement of sewage sludge on land on which the sewage sludge remains for two years or less. This does not include the placement of sewage sludge on land for treatment.

*Storm water* means storm water runoff, snow melt runoff, and surface runoff and drainage.

*Storm water discharge associated with industrial activity* means the discharge from any conveyance that is used for collecting and conveying storm water and that is directly related to manufacturing, processing, or raw materials storage areas at an industrial plant.

*Surface disposal site* is an area of land that contains one or more active sewage sludge units.

*Toxic pollutant* means any pollutant listed as toxic under Section 307(a)(1) or, in the case of “sludge use or disposal practices,” any pollutant identified in regulations implementing Section 405(d) of the CWA.

*Treatment works treating domestic sewage* means a POTW or any other sewage sludge or waste water treatment devices or systems, regardless of ownership (including federal facilities), used in the storage, treatment, recycling, and reclamation of municipal or domestic sewage, including land dedicated for the disposal of sewage sludge. This definition does not include septic tanks or similar devices.

For purposes of this definition, “domestic sewage” includes waste and waste water from humans or household operations that are discharged to or otherwise enter a treatment works. In States where there is no approved State sludge management program under Section 405(f) of the CWA, the Director may designate any person subject to the standards for sewage sludge use and

## NPDES PART II STANDARD CONDITIONS

(April 26, 2018)

disposal in 40 C.F.R. Part 503 as a “treatment works treating domestic sewage,” where he or she finds that there is a potential for adverse effects on public health and the environment from poor sludge quality or poor sludge handling, use or disposal practices, or where he or she finds that such designation is necessary to ensure that such person is in compliance with 40 C.F.R. Part 503.

*Upset* see B.5.a. above.

*Vector attraction* is the characteristic of sewage sludge that attracts rodents, flies, mosquitoes, or other organisms capable of transporting infectious agents.

*Waste pile* or *pile* means any non-containerized accumulation of solid, non-flowing waste that is used for treatment or storage.

*Waters of the United States* or *waters of the U.S.* means:

- (a) All waters which are currently used, were used in the past, or may be susceptible to use in interstate or foreign commerce, including all waters which are subject to the ebb and flow of the tide;
- (b) All interstate waters, including interstate “wetlands;”
- (c) All other waters such as intrastate lakes, rivers, streams (including intermittent streams), mudflats, sandflats, “wetlands”, sloughs, prairie potholes, wet meadows, playa lakes, or natural ponds the use, degradation, or destruction of which would affect or could affect interstate or foreign commerce including any such waters:
  - (1) Which are or could be used by interstate or foreign travelers for recreational or other purpose;
  - (2) From which fish or shellfish are or could be taken and sold in interstate or foreign commerce; or
  - (3) Which are used or could be used for industrial purposes by industries in interstate commerce;
- (d) All impoundments of waters otherwise defined as waters of the United States under this definition;
- (e) Tributaries of waters identified in paragraphs (a) through (d) of this definition;
- (f) The territorial sea; and
- (g) “Wetlands” adjacent to waters (other than waters that are themselves wetlands) identified in paragraphs (a) through (f) of this definition.

Waste treatment systems, including treatment ponds or lagoons designed to meet the requirements of CWA (other than cooling ponds as defined in 40 C.F.R. § 423.11(m) which also meet the criteria of this definition) are not waters of the United States. This exclusion applies only to manmade bodies of water which neither were originally created in waters of the United States (such as disposal area in wetlands) nor resulted from the impoundment of waters of the United States. Waters of the United States do not include prior converted cropland.

## NPDES PART II STANDARD CONDITIONS (April 26, 2018)

Notwithstanding the determination of an area's status as prior converted cropland by any other federal agency, for the purposes of the Clean Water Act, the final authority regarding Clean Water Act jurisdiction remains with EPA.

*Wetlands* means those areas that are inundated or saturated by surface or groundwater at a frequency and duration sufficient to support, and that under normal circumstances do support, a prevalence of vegetation typically adapted for life in saturated soil conditions. Wetlands generally include swamps, marshes, bogs, and similar areas.

*Whole Effluent Toxicity (WET)* means the aggregate toxic effect of an effluent measured directly by a toxicity test.

*Zone of Initial Dilution (ZID)* means the region of initial mixing surrounding or adjacent to the end of the outfall pipe or diffuser ports, provided that the ZID may not be larger than allowed by mixing zone restrictions in applicable water quality standards.

### 2. Commonly Used Abbreviations

BOD	Five-day biochemical oxygen demand unless otherwise specified
CBOD	Carbonaceous BOD
CFS	Cubic feet per second
COD	Chemical oxygen demand
Chlorine	
Cl <sub>2</sub>	Total residual chlorine
TRC	Total residual chlorine which is a combination of free available chlorine (FAC, see below) and combined chlorine (chloramines, etc.)
TRO	Total residual chlorine in marine waters where halogen compounds are present
FAC	Free available chlorine (aqueous molecular chlorine, hypochlorous acid, and hypochlorite ion)
Coliform	
Coliform, Fecal	Total fecal coliform bacteria
Coliform, Total	Total coliform bacteria
Cont.	Continuous recording of the parameter being monitored, i.e. flow, temperature, pH, etc.
Cu. M/day or M <sup>3</sup> /day	Cubic meters per day
DO	Dissolved oxygen

NPDES PART II STANDARD CONDITIONS  
(April 26, 2018)

kg/day	Kilograms per day
lbs/day	Pounds per day
mg/L	Milligram(s) per liter
mL/L	Milliliters per liter
MGD	Million gallons per day
Nitrogen	
Total N	Total nitrogen
NH <sub>3</sub> -N	Ammonia nitrogen as nitrogen
NO <sub>3</sub> -N	Nitrate as nitrogen
NO <sub>2</sub> -N	Nitrite as nitrogen
NO <sub>3</sub> -NO <sub>2</sub>	Combined nitrate and nitrite nitrogen as nitrogen
TKN	Total Kjeldahl nitrogen as nitrogen
Oil & Grease	Freon extractable material
PCB	Polychlorinated biphenyl
Surfactant	Surface-active agent
Temp. °C	Temperature in degrees Centigrade
Temp. °F	Temperature in degrees Fahrenheit
TOC	Total organic carbon
Total P	Total phosphorus
TSS or NFR	Total suspended solids or total nonfilterable residue
Turb. or Turbidity	Turbidity measured by the Nephelometric Method (NTU)
µg/L	Microgram(s) per liter
WET	“Whole effluent toxicity”
ZID	Zone of Initial Dilution

**UNITED STATES ENVIRONMENTAL PROTECTION AGENCY  
NEW ENGLAND - REGION 1  
5 POST OFFICE SQUARE, SUITE 100  
BOSTON, MASSACHUSETTS 02109-3912**

**FACT SHEET**

**DRAFT NATIONAL POLLUTANT DISCHARGE ELIMINATION SYSTEM (NPDES)  
PERMIT TO DISCHARGE TO WATERS OF THE UNITED STATES PURSUANT TO  
THE CLEAN WATER ACT (CWA)**

**NPDES PERMIT NUMBER:** MA0100153

**PUBLIC NOTICE START AND END DATES:** June 21, 2019 – July 22, 2019

**NAME AND MAILING ADDRESS OF APPLICANT:**

Town of Lee  
32 Main Street  
P.O. Box 630  
Lee, MA 01238

**NAME AND ADDRESS OF FACILITY WHERE DISCHARGE OCCURS:**

Lee Wastewater Treatment Facility  
379 Pleasant St  
Lee, MA 01238

**RECEIVING WATER AND CLASSIFICATION:**

Housatonic River (MA21-19)  
Housatonic River Watershed - USGS Code: 01100005  
Class B - Warm Water Fishery

## TABLE OF CONTENTS

1	Proposed Action.....	4
2	Statutory and Regulatory Authority .....	4
2.1	Technology-Based Requirements .....	4
2.2	Water Quality Based Requirements.....	5
2.2.1	Water Quality Standards .....	5
2.2.2	Anti-degradation .....	5
2.2.3	Assessment and Listing of Waters and Total Maximum Daily Loads .....	6
2.2.4	Reasonable Potential.....	6
2.2.5	State Certification .....	7
2.3	Effluent Flow Requirements .....	8
2.4	Monitoring and Reporting Requirements .....	9
2.4.1	Monitoring Requirements .....	9
2.4.2	Reporting Requirements .....	10
2.5	Anti-backsliding.....	11
3	Location and Type of Facility .....	11
3.1.1	Treatment Process Description .....	11
3.1.2	Collection System Description .....	12
4	Description of Receiving Water and Dilution .....	12
4.1	Available Dilution.....	13
5	Proposed Effluent Limitations and Conditions.....	14
5.1	Effluent Limitations and Monitoring Requirements.....	14
5.1.1	Wastewater Effluent Flow .....	14
5.1.2	Biochemical Oxygen Demand (BOD <sub>5</sub> ).....	15
5.1.3	Total Suspended Solids (TSS) .....	16
5.1.4	Eighty-Five Percent (85%) BOD <sub>5</sub> and TSS Removal Requirement .....	17
5.1.5	pH.....	17
5.1.6	Bacteria .....	18
5.1.7	Ammonia.....	18
5.1.8	Nutrients.....	19
5.1.9	Metals.....	26
5.1.10	Whole Effluent Toxicity .....	28
5.2	Industrial Pretreatment Program .....	29
5.3	Sludge Conditions .....	29
5.4	Infiltration/Inflow (I/I) .....	29
5.5	Operation and Maintenance of the Sewer System .....	29
6	Federal Permitting Requirements.....	30
6.1	Endangered Species Act .....	30
6.2	Essential Fish Habitat .....	31
7	Public Comments, Hearing Requests and Permit Appeals .....	32
8	EPA Contact.....	33

## TABLES

Table 1 - Limits in 1981 MA DEQE Wasteload Allocation.....	13
Table 2 - Estimated Out-of-Basin Point Source Nitrogen Loadings to the Connecticut, Housatonic and Thames Rivers Watersheds.....	20
Table 3 - Annual Average Total Nitrogen Limits for Massachusetts WWTP Dischargers to the Long Island Sound Watershed.....	22
Table 4: Housatonic River Instream Total Phosphorus Concentrations (mg/L).....	25

## FIGURES

Figure 1: Location of the Lee WWTP .....	34
Figure 2: Lee WWTP Process Flow Diagram.....	35

## APPENDICES

Appendix A – Discharge Monitoring Report Summary
Appendix B – Ambient Metals Data
Appendix C – Metals Reasonable Potential and Limits Calculations
Appendix D – Ammonia 95 <sup>th</sup> Percentile Concentration Calculations

## **1 Proposed Action**

The above-named applicant (the “Permittee”) has applied to the U.S. Environmental Protection Agency (EPA) and the Massachusetts Department of Environmental Protection (MassDEP) for reissuance of a National Pollutant Discharge Elimination System (NPDES) permit to discharge from the Treatment Plant (the “Facility”) into the designated receiving water.

The permit currently in effect was issued on September 23, 2008, with an effective date of December 1, 2008 and expired on November 30, 2013 (the “2008 Permit”). The Permittee filed an application for permit reissuance with EPA dated May 30, 2013, as required by 40 Code of Federal Regulations (C.F.R.) § 122.6. Since the permit application was deemed timely and complete by EPA on November 6, 2013, the Facility’s 2008 Permit has been administratively continued pursuant to 40 C.F.R. § 122.6 and § 122.21(d). EPA and the State conducted a site visit on February 27, 2019.

This NPDES Permit is issued jointly by EPA and MassDEP under federal and state law, respectively. As such, all the terms and conditions of the permit are, therefore, incorporated into and constitute a discharge permit issued by the Director of the Division of Watershed Management pursuant to M.G.L. Chap. 21, § 43.

## **2 Statutory and Regulatory Authority**

Congress enacted the Clean Water Act (CWA), “to restore and maintain the chemical, physical, and biological integrity of the Nation’s waters.” *See* CWA § 101(a). To achieve this objective, the CWA makes it unlawful for any person to discharge any pollutant into the waters of the United States from any point source, except as authorized by specific permitting sections of the CWA, one of which is § 402. *See* CWA §§ 303(a), 402(a). Section 402(a) established one of the CWA’s principal permitting programs, the NPDES Permit Program. Under this section, EPA may “issue a permit for the discharge of any pollutant or combination of pollutants” in accordance with certain conditions. *See* CWA § 402(a). NPDES permits generally contain discharge limitations and establish related monitoring and reporting requirements. *See* CWA § 402(a)(1) and (2). The regulations governing EPA’s NPDES permit program are generally found in 40 C.F.R. §§ 122, 124, 125, and 136.

Section 301 of the CWA provides for two types of effluent limitations to be included in NPDES permits: “technology-based” effluent limitations (TBELs) and “water quality-based” effluent limitations (WQBELs). *See* CWA §§ 301, 304(d); 40 C.F.R. §§ 122, 125, and 131.

### **2.1 Technology-Based Requirements**

Technology-based limitations, generally developed on an industry-by-industry basis, reflect a specified level of pollutant reducing technology available and economically achievable for the type of facility being permitted. *See* CWA § 301(b). As a class, publicly owned treatment works (POTWs) must meet performance-based requirements based on available wastewater treatment technology. *See* CWA § 301(b)(1)(B). The performance level for POTWs is referred to as “secondary treatment.” Secondary treatment is comprised of technology-based requirements expressed in terms of BOD<sub>5</sub>, TSS and pH. *See* 40 C.F.R. § 133.

Under § 301(b)(1) of the CWA, POTWs must have achieved effluent limits based upon secondary treatment technology by July 1, 1977. Since all statutory deadlines for meeting various treatment technology-based effluent limitations established pursuant to the CWA have expired, when technology-based effluent limits are included in a permit, compliance with those limitations is from the date the issued permit becomes effective. *See* 40 C.F.R. § 125.3(a)(1).

## **2.2 Water Quality Based Requirements**

The CWA and federal regulations require that effluent limitations based on water quality considerations be established for point source discharges when such limitations are necessary to meet state or federal water quality standards that are applicable to the designated receiving water. This is necessary when less stringent TBELs would interfere with the attainment or maintenance of water quality criteria in the receiving water. *See* § 301(b)(1)(C) of the CWA and 40 C.F.R. §§ 122.44(d)(1) and 122.44(d)(5).

### **2.2.1 Water Quality Standards**

The CWA requires that each state develop water quality standards (WQSs) for all water bodies within the State. *See* CWA § 303 and 40 C.F.R. § 131.10-12. Generally, WQSs consist of three parts: 1) beneficial designated use or uses for a water-body or a segment of a water-body; 2) numeric or narrative water quality criteria sufficient to protect the assigned designated use(s); and 3) anti-degradation requirements to ensure that once a use is attained it will not be degraded and to protect high quality and National resource waters. *See* CWA § 303(c)(2)(A) and 40 C.F.R. § 131.12. The applicable State WQSs can be found in Title 314 of the Code of Massachusetts Regulations, Chapter 4 (314 CMR 4.00).

Receiving water requirements are established according to numerical and narrative standards in WQSs adopted under State law for each water body classification. When using chemical-specific numeric criteria to develop permit limits, acute and chronic aquatic life criteria and human health criteria are used and expressed in terms of maximum allowable in-stream pollutant concentrations. In general, aquatic-life acute criteria are considered applicable to daily time periods (maximum daily limit) and aquatic-life chronic criteria are considered applicable to monthly time periods (average monthly limit). Chemical-specific human health criteria are typically based on lifetime chronic exposure and are therefore typically applicable to monthly average limits.

When permit effluent limits are necessary for a pollutant to meet narrative water quality criteria, the permitting authority must establish effluent limits in one of three ways: based on a “calculated numeric criterion for the pollutant which the permitting authority demonstrates will attain and maintain applicable narrative water quality criteria and fully protect the designated use,” on a “case-by-case basis” using CWA § 304(a) recommended water quality criteria, supplemented as necessary by other relevant information; or, in certain circumstances, based on an indicator parameter. *See* 40 C.F.R. § 122.44(d)(1)(vi)(A-C).

### **2.2.2 Anti-degradation**

Federal regulations found at 40 C.F.R. § 131.12 require states to develop and adopt a statewide anti-degradation policy that maintains and protects existing in-stream water uses and the level of water quality necessary to protect these existing uses. In addition, the anti-degradation policy

ensures that high quality waters which exceed levels necessary to support propagation of fish, shellfish, and wildlife and support recreation in and on the water, are maintained unless the State finds that allowing degradation is necessary to accommodate important economic or social development in the area in which the waters are located.

Massachusetts' statewide anti-degradation policy, entitled "Antidegradation Provisions", is found in the State's WQSs at 314 CMR 4.04. Massachusetts guidance for the implementation of this policy is in an associated document entitled "Implementation Procedure for the Anti-degradation Provisions of the State Water Quality Standards", dated October 21, 2009.

According to the policy, no lowering of water quality is allowed, except in accordance with the anti-degradation policy, and all existing in-stream uses and the level of water quality necessary to protect the existing uses of a receiving water must be maintained and protected.

This permit is being reissued with effluent limitations sufficiently stringent to protect the existing uses of the receiving water.

### **2.2.3 Assessment and Listing of Waters and Total Maximum Daily Loads.**

The objective of the CWA is to restore and maintain the chemical, physical and biological integrity of the Nation's waters. To meet this goal, the CWA requires states to develop information on the quality of their water resources and report this information to EPA, the U.S. Congress, and the public. To this end, the EPA released guidance on November 19, 2001, for the preparation of an integrated "List of Waters" that could combine reporting elements of both § 305(b) and § 303(d) of the CWA. The integrated list format allows states to provide the status of all their assessed waters in one list. States choosing this option must list each water body or segment in one of the following five categories: 1) Unimpaired and not threatened for all designated uses; 2) Unimpaired waters for some uses and not assessed for others; 3) Insufficient information to make assessments for any uses; 4) Impaired or threatened for one or more uses but not requiring the calculation of a Total Maximum Daily Load (TMDL); and 5) Impaired or threatened for one or more uses and requiring a TMDL.

A TMDL is a planning tool and potential starting point for restoration activities with the ultimate goal of attaining water quality standards. A TMDL is essentially a pollution budget designed to restore the health of an impaired water body. A TMDL typically identifies the source(s) of the pollutant from direct and indirect discharges, determines the maximum load of the pollutant that can be discharged to a specific water body while maintaining WQSs for designated uses, and allocates that load to the various pollutant sources, including point source discharges, subject to NPDES permits. *See* 40 C.F.R. § 130.7.

For impaired waters where a TMDL has been developed for a particular pollutant and the TMDL includes a waste load allocation for a NPDES permitted discharge, the effluent limit in the permit may not exceed the waste load allocation. *See* 40 C.F.R. § 122.44(d)(1)(vii)(B).

### **2.2.4 Reasonable Potential**

Pursuant to 40 C.F.R. § 122.44(d)(1), NPDES permits must contain any requirements in addition to TBELs necessary to achieve water quality standards established under § 303 of the CWA. In addition, limitations "must control any pollutant or pollutant parameter (conventional, non-conventional, or toxic) which the Director determines are or may be discharged at a level which

will cause, have the reasonable potential to cause, or contribute to an excursion above any water quality standard, including State narrative criteria for water quality”. See 40 C.F.R.

§ 122.44(d)(1)(i). There is reasonable potential to cause or contribute to an excursion if the projected or actual in-stream concentration exceeds the applicable criterion. If the permitting authority determines that a discharge causes, has the reasonable potential to cause, or contributes to such an excursion, the permit must contain WQBELs for the pollutant. See 40 C.F.R. 122.44(d)(1)(iii).

In determining reasonable potential, EPA considers: 1) existing controls on point and non-point sources of pollution; 2) the variability of the pollutant or pollutant parameter in the effluent; 3) the sensitivity of the species to toxicity testing (when evaluating whole effluent toxicity); and 4) where appropriate, the dilution of the effluent in the receiving water. EPA typically considers the statistical approach outlined in *Technical Support Document for Water Quality-based Toxics Control (TSD)*<sup>1</sup> to determine if the discharge causes, or has the reasonable potential to cause, or contribute to an excursion above any WQS. See 40 C.F.R. § 122.44(d). EPA’s quantitative approach statistically projects effluent concentrations based on available effluent data, which are then compared to the applicable WQC.

### 2.2.5 State Certification

EPA may not issue a permit unless the State Water Pollution Control Agency with jurisdiction over the receiving water(s) either certifies that the effluent limitations contained in the permit are stringent enough to assure that the discharge will not cause the receiving water to violate the State WQSs or it is deemed that the state has waived its right to certify. Regulations governing state certification are set forth in 40 C.F.R. § 124.53 and § 124.55. EPA has requested permit certification by the State pursuant to 40 C.F.R. § 124.53 and expects that the Draft Permit will be certified.

If the State believes that any conditions more stringent than those contained in the Draft Permit are necessary to meet the requirements of either the CWA §§ 208(e), 301, 302, 303, 306 and 307 or the appropriate requirements of State law, the State should include such conditions and, in each case, cite the CWA or State law reference upon which that condition is based. Failure to provide such a citation waives the right to certify as to that condition. The only exception to this is that the sludge conditions/requirements implementing § 405(d) of the CWA are not subject to the § 401 State Certification requirements. Reviews and appeals of limitations and conditions attributable to State certification shall be made through the applicable procedures of the State and may not be made through the applicable procedures of 40 C.F.R. § 124.

In addition, the State should provide a statement of the extent to which any condition of the Draft Permit can be made less stringent without violating the requirements of State law. Since the State’s certification is provided prior to permit issuance, any failure by the State to provide this statement waives the State’s right to certify or object to any less stringent condition.

It should be noted that under CWA § 401, EPA’s duty to defer to considerations of state law is intended to prevent EPA from relaxing any requirements, limitations or conditions imposed by state law. Therefore, “[a] State may not condition or deny a certification on the grounds that

---

<sup>1</sup> March 1991, EPA/505/2-90-001

State law allows a less stringent permit condition.” *See* 40 C.F.R. § 124.55(c). In such an instance, the regulation provides that, “The Regional Administrator shall disregard any such certification conditions or denials as waivers of certification.” *Id.* EPA regulations pertaining to permit limits based upon water quality standards and state requirements are contained in 40 C.F.R. § 122.4 (d) and 40 C.F.R. § 122.44(d).

### 2.3 Effluent Flow Requirements

Sewage treatment plant discharge is encompassed within the definition of “pollutant” and is subject to regulation under the CWA. The CWA defines “pollutant” to mean, *inter alia*, “municipal...waste” and “sewage...discharged into water.” 33 U.S.C. § 1362(6).

EPA may use design flow of wastewater effluent both to determine the necessity for effluent limitations in the permit that comply with the Act, and to calculate the limits themselves. EPA practice is to use design flow as a reasonable and important worst-case condition in EPA’s reasonable potential and WQBEL calculations to ensure compliance with WQSs under § 301(b)(1)(C). Should the wastewater effluent flow exceed the flow assumed in these calculations, the instream dilution would decrease and the calculated effluent limits may not be protective of WQSs. Further, pollutants that do not have the reasonable potential to exceed WQSs at the lower wastewater discharge flow may have reasonable potential at a higher flow due to the decreased dilution. To ensure that the assumptions underlying the Region’s reasonable potential analyses and derivation of permit effluent limitations remain sound for the duration of the permit, the Region may ensure its “worst-case” wastewater effluent flow assumption through imposition of permit conditions for wastewater effluent flow. Thus, the wastewater effluent flow limit is a component of WQBELs because the WQBELs are premised on a maximum level of flow. In addition, the wastewater effluent flow limit is necessary to ensure that other pollutants remain at levels that do not have a reasonable potential to exceed WQSs.

Using a facility’s design flow in the derivation of pollutant effluent limitations, including conditions to limit wastewater effluent flow, is consistent with, and anticipated by NPDES permit regulations. Regarding the calculation of effluent limitations for POTWs, 40 C.F.R. § 122.45(b)(1) provides, “permit effluent limitations...shall be calculated based on design flow.” POTW permit applications are required to include the design flow of the treatment facility. *Id.* § 122.21(j)(1)(vi).

Similarly, EPA’s reasonable potential regulations require EPA to consider “where appropriate, the dilution of the effluent in the receiving water,” 40 C.F.R. § 122.44(d)(1)(ii), which is a function of *both* the wastewater effluent flow and receiving water flow. EPA guidance directs that this “reasonable potential” analysis be based on “worst-case” conditions. EPA accordingly is authorized to carry out its reasonable potential calculations by presuming that a plant is operating at its design flow when assessing reasonable potential.

The limitation on wastewater effluent flow is within EPA’s authority to condition a permit in order to carry out the objectives of the Act. *See* CWA §§ 402(a)(2) and 301(b)(1)(C); 40 C.F.R. §§ 122.4(a) and (d); 122.43 and 122.44(d). A condition on the discharge designed to protect EPA’s WQBEL and reasonable potential calculations is encompassed by the references to “condition” and “limitations” in 402 and 301 and implementing regulations, as they are designed to assure compliance with applicable water quality regulations, including anti-degradation. Regulating the quantity of pollutants in the discharge through a restriction on the quantity of

wastewater effluent is consistent with the overall structure and purposes of the CWA.

In addition, as provided in Part II.B.1 of this permit and 40 C.F.R. § 122.41(e), the permittee is required to properly operate and maintain all facilities and systems of treatment and control. Operating the facilities wastewater treatment systems as designed includes operating within the facility's design wastewater effluent flow. Thus, the permit's wastewater effluent flow limitation is necessary to ensure proper facility operation, which in turn is a requirement applicable to all NPDES permits. *See* 40 C.F.R. § 122.41.

EPA has also included the wastewater effluent flow limit in the permit to minimize or prevent infiltration and inflow (I/I) that may result in unauthorized discharges and compromise proper operation and maintenance of the facility. Improper operation and maintenance may result in non-compliance with permit effluent limitations. Infiltration is groundwater that enters the collection system through physical defects such as cracked pipes or deteriorated joints. Inflow is extraneous flow added to the collection system that enters the collection system through point sources such as roof leaders, yard and area drains, sump pumps, manhole covers, tide gates, and cross connections from storm water systems. Significant I/I in a collection system may displace sanitary flow, reducing the capacity available for treatment and the operating efficiency of the treatment works and to properly operate and maintain the treatment works.

Furthermore, the extraneous flow due to significant I/I greatly increases the potential for sanitary sewer overflows (SSOs) in separate systems. Consequently, the effluent flow limit is a permit condition that relates to the permittee's duty to mitigate (*i.e.*, minimize or prevent any discharge in violation of the permit that has a reasonable likelihood of adversely affecting human health or the environment) and to properly operate and maintain the treatment works. *See* 40 C.F.R. §§ 122.41(d) and (e).

## **2.4 Monitoring and Reporting Requirements**

### **2.4.1 Monitoring Requirements**

EPA has the authority in accordance with several statutory and regulatory requirements established pursuant to the CWA, 33 USC § 1251 *et seq.*, the NPDES program (*See* § 402 and the implementing regulations generally found at 40 C.F.R. §§ 122, 124, 125, and 136), CWA § 308(a), 33 USC § 1318(a), and applicable state regulations to include requirements such as monitoring and reporting in NPDES permits.

The monitoring requirements included in this permit have been established to yield data representative of the discharges under the authority of §§ 308(a) and 402(a)(2) of the CWA, and consistent with 40 C.F.R. §§ 122.41(j), 122.43(a), 122.44(i) and 122.48. The monitoring requirements included in this permit specify routine sampling and analysis, which will provide ongoing, representative information on the levels of regulated constituents in the wastewater discharge streams. The monitoring program is needed to assess effluent characteristics, evaluate permit compliance, and determine if additional permit conditions are necessary to ensure compliance with technology-based and water quality-based requirements, including WQSs. EPA and/or the state may use the results of the chemical analyses conducted pursuant to this permit, as well as national water quality criteria developed pursuant to § 304(a)(1) of the CWA, state water quality criteria, and any other appropriate information or data, to develop numerical effluent limitations for any pollutants, including, but not limited to, those pollutants listed in

Appendix D of 40 C.F.R. § 122. Therefore, the monitoring requirements in this permit are included for specific regulatory use in carrying out the CWA.

NPDES permits require that the approved analytical procedures found in 40 C.F.R. § 136 be used for sampling and analysis unless other procedures are explicitly specified. Permits also include requirements necessary to comply with the *National Pollutant Discharge Elimination System (NPDES): Use of Sufficiently Sensitive Test Methods for Permit Applications and Reporting Rule*.<sup>2</sup> This Rule requires that where EPA-approved methods exist, NPDES applicants must use sufficiently sensitive EPA-approved analytical methods when quantifying the presence of pollutants in a discharge. Further, the permitting authority must prescribe that only sufficiently sensitive EPA-approved methods be used for analyses of pollutants or pollutant parameters under the permit. The NPDES regulations at 40 C.F.R. § 122.21(e)(3) (completeness), 40 C.F.R. § 122.44(i)(1)(iv) (monitoring requirements) and/or as cross referenced at 40 C.F.R. § 136.1(c) (applicability) indicate that an EPA-approved method is sufficiently sensitive where:

- The method's minimum level<sup>3</sup> (ML) is at or below the level of the applicable water quality criterion or permit limitation for the measured pollutant or pollutant parameter; or
- In the case of permit applications, the ML is above the applicable water quality criterion, but the amount of the pollutant or pollutant parameter in a facility's discharge is high enough that the method detects and quantifies the level of the pollutant or parameter in the discharge; or
- The method has the lowest ML of the EPA-approved analytical methods.

## 2.4.2 Reporting Requirements

The Draft Permit requires the Permittee to electronically report monitoring results obtained during each calendar month as a Discharge Monitoring Report (DMR) to EPA and the State using NetDMR no later than the 15th day of the month following the completed reporting period.

NetDMR is a national web-based tool for regulated CWA permittees to submit DMRs electronically via a secure internet application to EPA through the Environmental Information Exchange Network. NetDMR has allowed participants to discontinue mailing in hard copy forms to EPA under 40 C.F.R. §§ 122.41 and 403.12. NetDMR is accessed from the following website: <https://netdmr.zendesk.com/hc/en-us>. Further information about NetDMR can be found on the EPA Region 1 NetDMR website.<sup>4</sup>

With the use of NetDMR, the Permittee is no longer required to submit hard copies of DMRs and reports to EPA and the State unless otherwise specified in the Draft Permit. In most cases, reports required under the permit shall be submitted to EPA as an electronic attachment through

<sup>2</sup> Federal Register, Vol. 79, No. 160, Tuesday, August 19, 2014; FR Doc. 2014–19557.

<sup>3</sup> The term “minimum level” refers to either the sample concentration equivalent to the lowest calibration point in a method or a multiple of the method detection limit (MDL). Minimum levels may be obtained in several ways: They may be published in a method; they may be sample concentrations equivalent to the lowest acceptable calibration point used by a laboratory; or they may be calculated by multiplying the MDL in a method, or the MDL determined by a lab, by a factor. EPA is considering the following terms related to analytical method sensitivity to be synonymous: “quantitation limit,” “reporting limit,” “level of quantitation,” and “minimum level.” See Federal Register, Vol. 79, No. 160, Tuesday, August 19, 2014; FR Doc. 2014–19557.

<sup>4</sup> <https://netdmr.zendesk.com/hc/en-us/articles/209616266-EPA-Region-1-NetDMR-Information>.

NetDMR. Certain exceptions are provided in the permit, such as for providing written notifications required under the Part II Standard Conditions.

## **2.5 Anti-backsliding**

A permit may not be renewed, reissued or modified with less stringent limitations or conditions than those contained in a previous permit unless in compliance with the anti-backsliding requirements of the CWA. See §§ 402(o) and 303(d)(4) of the CWA and 40 C.F.R. § 122.44(l)(1 and 2). Anti-backsliding provisions apply to effluent limits based on technology, water quality, BPJ and state certification requirements.

All proposed limitations in the Draft Permit are at least as stringent as limitations included in the 2008 Permit unless specific conditions exist to justify one of the exceptions listed in 40 C.F.R. § 122.44(l)(2)(i) and/or in accordance with § 303(d)(4). Discussion of any applicable exceptions are discussed in sections that follow. Therefore, the Draft Permit complies with the anti-backsliding requirements of the CWA.

## **3 Location and Type of Facility**

The location of the treatment plant and the outfall 001 to the Housatonic River are shown in Figure 1. The location of the outfall is Latitude 42°17'11" N, Longitude 73°14'21" W. The Lee Wastewater Treatment Facility (WWTF) is an advanced wastewater treatment facility that is engaged in the collection and treatment of municipal wastewater. Currently, the Facility serves approximately 5,800 residents in the Town of Lee.

The Facility has a design flow of 1.25 MGD, the annual average daily flow reported in the 2012 application was 0.64 MGD and the average for the last 5 years has been 0.646 MGD. The system is a separate system with no combined sewers. Wastewater is comprised of mostly domestic sewage with some commercial sewage and some septage.

The permittee does not have any major industries contributing industrial wastewater to the WWTP, and thus is not required to have a pretreatment program.

A quantitative description of the discharge in terms of effluent parameters, based on monitoring data submitted by the permittee from January 2014 through December 2018 is provided in Appendix A of this Fact Sheet.

### **3.1.1 Treatment Process Description**

The Lee Wastewater Treatment Facility (WWTF) is an advanced wastewater treatment plant with sequencing batch reactors (SBRs) and a filtration system. Raw wastewater from the separate sanitary collection system is conveyed to the headworks of the facility. Physical and mechanical treatment of the wastewater at the headworks consists of screening and grit removal, then the wastewater is pumped into one of four sequencing batch reactor (SBR) vessels. The SBR treatment consists of four stages: (1) fill, (2) aeration, (3) settling, and (4) decanting. During the "fill" stage, raw wastewater and septage (following solids removal) is pumped into one of the SBRs where it comes into contact with the activated sludge. The wastewater is aerated at this stage in the treatment process to facilitate the growth of the aerobic bacteria in the activated sludge, which reduces the organic load in the wastewater by converting it into energy and

biomass, and the microorganisms convert toxic ammonia to less toxic nitrite and nitrate through the process of nitrification.

Aluminum sulfate (alum) is added to the SBR vessel during the aeration stage to enhance the removal of phosphorus from the wastewater through chemical precipitation. During the “settle” stage of treatment, aeration and mixing of the wastewater ceases. This stage allows settling of any suspended material, including the following: solids, bacteria, and the precipitate that was formed by the phosphorus binding to the alum during the previous stage. The settling out of suspended material contributes to the formation of sludge at the bottom of the SBR vessel. During the decant stage, the clarified effluent is transferred from the SBR to the post equalization tank. Because SBRs provide treatment of wastewater in batches, the post equalization tank is necessary to ensure a constant flow of wastewater is maintained throughout the remainder of the treatment process. Wastewater flows from the post-equalization tank through a disk filtration system to remove any remaining suspended solids that might interfere with the disinfection process. The filtration step also serves to remove any precipitated phosphorus that was not removed in the settling stage, which results in a final effluent containing a very low phosphorus concentration. The filtrate then undergoes ultraviolet (UV) disinfection before being discharged to the Housatonic River through outfall 001. A flow diagram of the Treatment Facility is shown in Figure 2.

Screenings and grit removed during preliminary treatment are trucked off-site to a landfill. Waste activated sludge from the SBRs is pumped to a waste sludge holding tank. Septage that is treated at the facility, is stored in a septage storage tank. Polymer is added to the waste sludge and the solids from the septage, for sludge conditioning. Thickened sludge is held in a storage tank until it is trucked off-site to the Mattabassett Wastewater Treatment Plant in Connecticut for incineration. The average mass of sludge shipped for incineration in 2012 was 218 dry metric tons.

### **3.1.2 Collection System Description**

The Lee WWTP is served by a separate sewer system with no combined sewers. A separate sanitary sewer conveys domestic, industrial and commercial sewage, but not stormwater. It is part of a “two pipe system” consisting of separate sanitary sewers and storm sewers. The two systems have no interconnections; the sanitary sewer leads to the wastewater treatment plant and the storm sewers discharge to a local water body.

## **4 Description of Receiving Water and Dilution**

The Lee WWTP discharges through outfall 001 into the Housatonic River within Segment MA21-19. This segment is 19 miles in length and travels from the outlet of Woods Pond dam in Lee/Lenox to the Risingdale Impoundment Dam in Great Barrington. The Housatonic River flows into Long Island Sound near Stratford, Connecticut.

The Housatonic River has been classified as a Class B warm water fishery in the Massachusetts WQSs, 314 Code of Massachusetts Regulations (“CMR”) 4.05(4)(a) *“These waters are designated as a habitat for fish, other aquatic life, and wildlife, including for their reproduction, migration, growth and other critical functions, and for primary and secondary contact recreation. Where designated in 314 CMR 4.06, they shall be suitable as a source of public water supply with appropriate treatment (“Treated Water Supply”). Class B waters shall be*

*suitable for irrigation and other agricultural uses and for compatible industrial cooling and process uses. These waters shall have consistently good aesthetic value."*

A summary of the ambient data collected in the receiving water upstream of the outfall can be found in Appendix B of this Fact Sheet.

The MassDEP's Massachusetts Year 2014 Integrated List of Waters (2014 Integrated List), the 303(d) list, includes the Housatonic River as a Massachusetts Category 5 Water and in need of a total maximum daily load (TMDL) assessment due to, excess algal growth, total phosphorus, and polychlorinated biphenyls, PCB in fish tissue, and Zebra mussel. This assessment is based on the sampling results of the 2002 Housatonic River Water Quality Assessment conducted by MassDEP. To date no TMDL has been developed for this segment for any of the listed impairments.

In 1981, the Massachusetts Department of Environmental Quality Engineering (DEQE) published the Housatonic River Water Quality Management Plan, which included a wasteload allocation (WLA) for the Lee WWTP. Given the limited assimilative capacity of the receiving waters, limits more stringent than secondary treatment requirements were required for the parameters in Table 1.

**Table 1 - Limits in 1981 MA DEQE Wasteload Allocation**

Flow (MGD)	BOD <sub>5</sub> (lb/d)	TSS (lb/d)	Settleable Solids (ml/L)	Fecal coliform (#/100 ml)	Total coliform (#/100 ml)
1.0	250	250	0.1	200	1000

Over the years since 1981, Lee upgraded the Facility to the current design flow of 1.25 MGD. The 2008 permit authorized an increase in flow; however, it did not address the antidegradation issues presented by the flow increase. EPA regulation at 40 C.F.R. § 131.12 requires states to develop and adopt antidegradation policy and methods for implementing such policy. Massachusetts' antidegradation "policy" is set forth in the Massachusetts Surface Water Quality Standards, 314 CMR 4.00.

EPA has proposed effluent limits in the Draft Permit that ensure that the increased discharge results in no more than an insignificant degradation of water quality in the Housatonic River and the downstream waters.

#### **4.1 Available Dilution**

##### **7-Day, 10-Year Low Flow**

To ensure that discharges do not cause or contribute to violations of WQS under all expected circumstances, WQBELs are derived assuming critical conditions for the receiving water ([See EPA Permit Writer's Manual, Section 6.2.4](#)). For most pollutants and criteria, the critical flow in rivers and streams is some measure of the low flow of that river or stream. Massachusetts water quality regulations require that the available effluent dilution be based on the 7-day, 10-year low flow (7Q10 flow) of the receiving water (314 CMR 4.03(3)(1)). The 7Q10 low flow is the mean low flow over 7 consecutive days, recurring every 10 years.

The 7Q10 flow used in the Draft Permit has been extrapolated from flow data from the most recent 30 years (1998 – 2018) at a U.S. Geological Survey gage station (USGS 01197500 - Housatonic River at Great Barrington, Massachusetts) on the Housatonic River. The discharge is located on the Housatonic River in Lee, Massachusetts. The total drainage area for the Housatonic River watershed is about 1,948 square miles; the drainage area upstream of the discharge is about 165 square miles.

7Q10 at USGS 01197500 – Housatonic River at Great Barrington, Massachusetts April 1, 1988-April 1, 2018

= 66.4 cubic feet per second (cfs)

Drainage Area = 282 square miles

$$\text{Flow factor for USGS \#01197500} = \frac{66.4 \text{ cfs}}{282 \text{ square miles}} = 0.235 \text{ cfs/sq. mi.}$$

Using a low-flow factor of 0.235 cfs per square mile yields a receiving water 7Q10 flow of about 38.8 cfs.

The dilution factor (DF) at the 7Q10 flow of 25.1 MGD in the receiving water upstream of the discharge,  $Q_s$ , and the Facility's design flow of 1.25 MGD,  $Q_d$ , was calculated as shown below:

$$DF = (Q_s + Q_d)/Q_d = (25.1 \text{ MGD} + 1.25 \text{ MGD})/1.25 \text{ MGD} = 21.1$$

## 5 Proposed Effluent Limitations and Conditions

The proposed limitations and conditions, the bases of which are discussed throughout this Fact Sheet, may be found in Part I of the Draft Permit. EPA determined the pollutants of concern based on EPA's technology-based effluent requirements, pollutants believed present in the permit application, and other information.

### 5.1 Effluent Limitations and Monitoring Requirements

In addition to the State and Federal regulations described in Section 2, data submitted by the permittee in their permit application as well as in monthly discharge monitoring reports (DMRs) and in WET test reports from December 2013 to December 2018 (the "review period") were used to identify the pollutants of concern and to evaluate the discharge during the effluent limitations development process (See **Appendices A and B**).

#### 5.1.1 Wastewater Effluent Flow

The effluent flow limit in the 2008 Permit is 1.5 MGD, as a rolling annual average flow, based on EPA and MassDEP's understanding of the upgraded Facility's operation at that time. However, in 2009, the Facility submitted an information update, reporting that the design flow is actually 1.25 MGD. This was confirmed by Lee Department of Public Works Superintendent Alan Zerbato, in a June 11, 2019 email to MassDEP NPDES Section Chief Susannah King. The DMR data during the review period, summarized in Appendix A, shows that there have been no

The Draft Permit proposes a flow limit of 1.25 MGD, consistent with the design flow of the facility. The Draft Permit requires that flow be measured continuously and that the rolling annual average flow, as well as the average monthly and maximum daily flow for each month be reported. The rolling annual average flow is calculated as the average of the flow for the reporting month and 11 previous months.

### **5.1.2 Biochemical Oxygen Demand (BOD<sub>5</sub>)**

#### **5.1.2.1 BOD<sub>5</sub> Concentration Limits**

The average monthly and average weekly BOD<sub>5</sub> concentration limits in the 2008 Permit are 20 mg/L and 30 mg/L, respectively.

Although the 40 C.F.R. § 133.102 sets BOD<sub>5</sub> limits at 30 mg/L (monthly) and 45 mg/L (monthly), the concentration limits were reduced in proportion to the amount that the permitted flow was increased in a 2008 facility update, in accordance with the State's antidegradation requirements (314 CMR § 4.04). The permitted flow of 1.5 MGD was 1.5x the previous design flow (1.0 MGD), so the concentration limits were reduced in proportion to the amount that the design flow was increased. This was done to maintain the same amount of maximum total mass of BOD and TSS discharged.

The Draft Permit raises the BOD<sub>5</sub> concentration limits from the 2008 permitted limits, to reflect the lower design flow of 1.25 MGD. Calculations showing the limit modifications are shown below:

$$(1.5 \text{ MGD} / 1.25 \text{ MGD}) \times 20 \text{ mg/L} = 24 \text{ mg/L (acute)}$$
$$(1.5 \text{ MGD} / 1.25 \text{ MGD}) \times 30 \text{ mg/L} = 36 \text{ mg/L (chronic)}$$

The monitoring frequency remains 2 times per week. This increase in concentration is consistent with the anti-backsliding requirements of 40 C.F.R. § 122.44(l) because information is available which was not available at the time of the 2008 permit reissuance. Specifically the new information is that the design flow of the upgraded facility is 1.25 MGD and not 1.5 MGD.

#### **5.1.2.2 BOD<sub>5</sub> Mass Limits**

The mass-based BOD<sub>5</sub> limits in the 2008 Permit of 250 lb/day (monthly average) and 375 lb/day (weekly average) were based on the 1981 waste load allocation and the original design flow of the Facility before an expansion in 2008. The DMR data from the review period shows that there have been no violations of BOD<sub>5</sub> mass limits.

In the derivation of limits for the Draft Permit, EPA found that in order to not violate anti-backsliding regulations, the BOD<sub>5</sub> mass limits must continue to be based on the Facility's original design, rather than the Facility's current design flow. Therefore, the mass based BOD<sub>5</sub> limits have been calculated at the pre-2008 flow of 1.00 MGD, and pre-expansion concentrations of 30 mg/L (monthly) and 45 mg/L (weekly) as shown below.

BOD Mass Loading Calculations:

Calculations of maximum allowable loads for average monthly and average weekly

BOD<sub>5</sub> are based on the following equation:

$$L = C_d * Q_d * 8.34$$

Where:

L = Maximum allowable load in lb/day

C<sub>d</sub> = Maximum allowable effluent concentration for reporting period in mg/L  
(reporting periods are average monthly and average weekly)

Q<sub>d</sub> = Annual original average design flow of Facility

8.34 = Factor to convert effluent concentration in mg/L and design flow in MGD to lb/day

Limits:

Monthly Average: 30 mg/L \* 1.0 MGD \* 8.34 = 250 lb/day

Weekly Average: 45 mg/L \* 1.0 MGD \* 8.34 = 375 lb/day

The limits are well above the level of BOD<sub>5</sub> currently being discharged and therefore EPA expects that the Facility will continue to meet their BOD<sub>5</sub> limits.

### **5.1.3 Total Suspended Solids (TSS)**

#### **5.1.3.1 TSS Concentration Limits**

The average monthly and average weekly TSS concentration limits in the 2008 Permit are 20 mg/L and 30 mg/L, respectively. The DMR data during the review period shows that there have been no violations of TSS concentration limits.

Although the 40 C.F.R. § 133.102 sets TSS limits at 30 mg/L (monthly) and 45 mg/L (monthly), the concentration limits were reduced in proportion to the amount that the design flow was increased in a 2008 facility update, in accordance with the State's antidegradation requirements (314 CMR § 4.04). The permitted flow of 1.5 MGD was 1.5x the previous design flow (1.0 MGD), so the concentration limits were reduced in proportion to the amount that the design flow was increased.

The Draft Permit raises the TSS concentration limits from the 2008 permitted limits, to reflect the lower design flow of 1.25 MGD. Calculations showing the limit modifications are shown below:

$(1.5 \text{ MGD} / 1.25 \text{ MGD}) \times 20 \text{ mg/L} = 24 \text{ mg/L (acute)}$

$(1.5 \text{ MGD} / 1.25 \text{ MGD}) \times 30 \text{ mg/L} = 36 \text{ mg/L (chronic)}$

The monitoring frequency remains 2 times per week. This increase in concentration is consistent with the anti-backsliding requirements of 40 C.F.R. §122.44(l) because information is available which was not available at the time of the 2008 permit reissuance. Specifically the new information is that the design flow of the upgraded facility is 1.25 MGD and not 1.5 MGD.

### 5.1.3.2 TSS Mass Limits

The mass-based TSS limits in the 2008 Permit of 250 lb/day (monthly average) and 375 lb/day (weekly average) were based on the design flow of the Facility before an expansion in 2008. The DMR data during the review period shows that there have been no violations of TSS mass limits.

In the derivation of limits for the Draft Permit, EPA found that in order to comply with anti-backsliding regulations, the TSS mass limits must continue to be based on the Facility's original (1.0 MGD) design flow, rather than the Facility's current design flow. Therefore, the mass based TSS limits have been calculated at the pre-2008 flow of 1.00 MGD, and pre-expansion concentrations of 30 mg/L (monthly) and 45 mg/L (weekly) as shown below.

#### TSS Mass Loading Calculations:

Calculations of maximum allowable loads for average monthly and average weekly TSS are based on the following equation:

$$L = C_d * Q_d * 8.34$$

Where:

L = Maximum allowable load in lb/day

$C_d$  = Maximum allowable effluent concentration for reporting period in mg/L  
(reporting periods are average monthly and average weekly)

$Q_d$  = Annual original average design flow of Facility

8.34 = Factor to convert effluent concentration in mg/L and design flow in MGD to lb/day

#### Summer Limits:

Monthly Average:  $30 \text{ mg/L} * 1.0 \text{ MGD} * 8.34 = 250 \text{ lb/day}$

Weekly Average:  $45 \text{ mg/L} * 1.0 \text{ MGD} * 8.34 = 375 \text{ lb/day}$

The limits are well above the level of TSS currently being discharged and therefore EPA expects that the Facility will continue to meet their TSS limits.

### 5.1.4 Eighty-Five Percent (85%) BOD<sub>5</sub> and TSS Removal Requirement

In accordance with the provisions of 40 C.F.R. § 133.102(a)(3), (4) and (b)(3), the 2008 Permit requires that the 30-day average percent removal for BOD<sub>5</sub> and TSS be not less than 85%. The DMR data during the review period shows that BOD<sub>5</sub> and TSS removal percentages averaged 99% and 99%, respectively. There were no violations of the 85% removal requirement for BOD<sub>5</sub> or TSS during that period.

The requirement to achieve 85% BOD<sub>5</sub> and TSS removal has been carried forward into the Draft Permit.

### 5.1.5 pH

Consistent with the requirements of Massachusetts WQS at 314 CMR 4.05(3)(b)(3), the Permit

requires that the pH of the effluent is not less than 6.5 or greater than 8.3 standard units at any time. The monitoring frequency is once per day. The DMR data during the review period show that there has been one violation of the pH limitations.

The pH requirements in the 2008 Permit are carried forward into the Draft Permit as there has been no change in the WQS with regards to pH.

### **5.1.6 Bacteria**

The 2008 Permit included seasonal bacteria effluent limits using *E. coli* as the indicator bacteria to protect seasonal recreational uses in the receiving water from April 1st through October 31st. The effluent limits are 126 colony forming units (cfu) of *E. coli* per 100 milliliters (mL) as a monthly average geometric mean and 409 cfu of *E. coli* per 100 mL maximum daily value (this is the 90% distribution of the geometric mean of 126 cfu/100 mL). The monitoring frequency in the 2008 permit is once per week.

As can be seen in the DMR summary in Appendix A. During the five-year period of January 2014 through December of 2018, the permittee reported no limit exceedances for *E. coli* on their monthly Discharge Monitoring Reports.

As there has been no change to the Massachusetts recreational criteria, the bacteria limits from the 2008 Permit are continued in the Draft Permit.

### **5.1.7 Ammonia**

In addition to being a nutrient as a component of total nitrogen, nitrogen in the form of ammonia can reduce the receiving stream's dissolved oxygen concentration through nitrification and can be toxic to aquatic life, particularly at elevated temperatures. The toxicity level of ammonia depends on the temperature and pH of the receiving water (USEPA 1999).

The 2008 Permit includes a weekly ammonia monitoring requirement.

#### *Summer Ammonia Limits*

The applicable ammonia water quality criteria are pH and, for the chronic criteria, temperature dependent and can be derived using EPA-recommended ammonia criteria from the document: *Update of Ammonia Water Quality Criteria for Ammonia*, 1999 (EPA 822-R-99-014). These are the freshwater ammonia criteria in EPA's *National Recommended Water Quality Criteria*, 2002 (EPA 822-R-02-047) document, which are included by reference in the Massachusetts WQS (*See* 314 CMR 4.05(5)(e)). At pH of 7.0, average summer temperature of 20°C, and assuming salmonids present, the acute criteria is 24.1 mg/L and the chronic criteria is 4.15 mg/L. The DMR data during the review period shows one sample of 8.1 mg/L, one of 5.3 mg/L, and the rest were < 2.0 mg/L.

To determine whether the effluent has the reasonable potential to cause or contribute to an exceedance above the in-stream water quality criteria for ammonia, the following mass-balance is used to project the in-stream concentration downstream from the discharge.

Downstream Ammonia Concentration  
(April 1 – October 30)

$$Q_R C_R = Q_D C_D + Q_S C_S$$

Where

$Q_R$	=	Streamflow below outfall	=	40.7 cfs ( $Q_D + Q_S$ )
$Q_D$	=	Discharge flow	=	1.93 cfs
$C_D$	=	Discharge concentration	=	2.12 mg/L (95% daily max estimate)
$Q_S$	=	Upstream flow	=	38.8 cfs (7Q10)
$C_S$	=	Upstream concentration	=	0.12 mg/L (median from WET report data)
$C_R$	=	Concentration below outfall		

Solving for downstream concentration,

$$C_R = (Q_D C_D + Q_S C_S) / Q_R$$

$$C_R = \frac{(1.93 \text{ cfs} \times 2.12 \text{ mg/L}) + (38.8 \text{ cfs} \times 0.12 \text{ mg/L})}{40.73 \text{ cfs}}$$

$$C_R = 0.21 \text{ mg/L, which is less than } 4.15 \text{ mg/L.}$$

Analysis shows there is not Reasonable Potential to violate the acute or chronic ammonia limits. Therefore, the monitoring requirement for ammonia-nitrogen is reduced to once per month.

#### *Winter Ammonia Limits*

At pH of 7.0, average winter temperature of 5°C, and assuming salmonids present, the acute and chronic ammonia criteria are 24.1 mg/L and 5.91 mg/L, respectively.

Based on the data from Lee's DMR, the highest cold-weather ammonia concentration in the effluent was 4.4 mg/L, and the rest were below 4.00 mg/L, which are all well below the acute and chronic criteria, so there is no Reasonable Potential to violate the winter limits. Therefore, the monitoring requirement for ammonia-nitrogen is reduced to once per month.

### **5.1.8 Nutrients**

Nutrients are compounds containing nitrogen and phosphorus. Although nitrogen and phosphorus are essential for plant growth, high concentrations of these nutrients can cause eutrophication, a condition in which aquatic plant and algal growth is excessive. Plant and algae respiration and decomposition reduces dissolved oxygen in the water, creating poor habitat for fish and other aquatic animals. Recent studies provide evidence that both phosphorus and nitrogen can play a role in the eutrophication of certain ecosystems. However, typically phosphorus is the limiting nutrient triggering eutrophication in fresh water ecosystems and nitrogen in marine or estuarine ecosystems. Thus, for this receiving water, this permit, phosphorus [or nitrogen or both] is the nutrient of concern evaluated for effluent limitations in the discussion below.

### 5.1.8.1 Total Nitrogen

The Lee WWTP discharges to the Housatonic River, which drains to Long Island Sound (LIS). In December 2000, the Connecticut Department of Energy and Environmental Protection (CT DEEP) and New York State Department of Environmental Conservation (NYSDEC) completed a Total Maximum Daily Load (TMDL) for addressing nitrogen-driven eutrophication impacts in LIS. The TMDL included a Waste Load Allocation (WLA) for point sources and a Load Allocation (LA) for non-point sources. The point source WLA for out-of-basin sources (Massachusetts, New Hampshire and Vermont point sources discharging to the Connecticut, Housatonic and Thames River watersheds) requires an aggregate 25% reduction from the baseline total nitrogen loading estimated in the TMDL.

The 1998 baseline out-of-basin total nitrogen point source loadings estimated for the Connecticut, Housatonic, and Thames River watersheds were 21,672 lb/day, 3,286 lb/day, and 1,253 lb/day respectively (see Table 2 - Estimated Out-of-Basin Point Source Nitrogen Loadings to the Connecticut, Housatonic and Thames Rivers Watersheds below) including those from publicly and privately owned treatment works, or wastewater treatment plants (WWTPs), and industrial dischargers. Recent estimated point source maximum annual average total nitrogen loadings for the Connecticut, Housatonic, and Thames, Rivers, respectively are 14,395 lb/day, 1,628 lb/day, and 666 lb/day, based on 2013 through 2017 information and including all non-stormwater permitted dischargers in the watershed.

**Table 2 - Estimated Out-of-Basin Point Source Nitrogen Loadings to the Connecticut, Housatonic and Thames Rivers Watersheds**

Basin	1998 Baseline Loading <sup>1</sup> (lb/day)	TMDL WLA <sup>2</sup> (lb/day)	Maximum Loading 2013 to 2017 (lb/day) <sup>3</sup>
Connecticut River	21,672	16,254	14,395 <sup>4</sup>
Housatonic River	3,286	2,464	1,628 <sup>5</sup>
Thames River	1,253	939	666 <sup>6</sup>
<b>Totals</b>	<b>26,211</b>	<b>19,657</b>	<b>16,689</b>

<sup>1</sup> Estimated loading from TMDL, (see Appendix 3 to CT DEEP "Report on Nitrogen Loads to Long Island Sound," April 1998)

<sup>2</sup> Reduction of 25% from baseline loading

<sup>3</sup> Estimated loading from 2013-2017 Discharge Monitoring Report data

<sup>4</sup> Highest load from the Connecticut River occurred in 2013

<sup>5</sup> Highest load from the Housatonic River occurred in 2014

<sup>6</sup> Highest load from the Thames River occurred in 2015

As can be seen in Table 2, the TMDL target of a 25% aggregate reduction from the 1998 baseline loadings is currently being met, and the overall loading from MA, NH and VT wastewater treatment plants discharging to the Housatonic River watershed is about 34% below the TMDL wasteload allocation. Overall the loadings from MA, NH, and VT are about 15% below the TMDL wasteload allocation.

The 2008 Permit required monthly monitoring for total Kjeldahl nitrogen, nitrate and nitrite, the sum of which provide the total nitrogen (TN) concentration. Using the concentration and

monthly average flow data, the calculated<sup>5</sup> annual average<sup>6</sup> total nitrogen loading from the Lee facility ranged from 15 to 18 lb/day from 2014 to 2018 and averaged 16 lb/day.

While substantial TN out-of-basin load reductions have occurred at some facilities by means of optimization requirements alone, concerns raised in recent public comments by the downstream state (Connecticut) and concerned citizens<sup>7</sup> have highlighted the need for clearly enforceable, numeric, loading-based effluent limits to ensure that the annual aggregate nitrogen loading from out-of-basin point sources are consistent with the TMDL WLA of 19,657 lb/day and to ensure that current reductions in loading do not increase, given the continued impairment status of LIS.

After further review of the federal and state requirements, EPA agrees with the concerns raised by the downstream state and the public. As discussed in Section 2 of this Fact Sheet, statutory and regulatory requirements regarding the development of water quality-based effluent limits include provisions to ensure implementation of any available WLAs<sup>8</sup>, provisions to prevent further degradation of receiving waters that are already impaired<sup>9</sup> and consideration of applicable water quality requirements of downstream states<sup>10</sup>.

The optimization requirements included, in many out-of-basin permits issued in the LIS watershed since 2007, have resulted in nitrogen reductions by means of utilizing the available equipment to minimize discharges of nitrogen. However, these requirements, by themselves, are not enforceable effluent limits that would prevent further increases in nitrogen due to population growth or new industrial dischargers. Enforceable effluent limits will ensure that as communities experience new residential, commercial and industrial growth, the nitrogen load from their POTWs do not cause or contribute to further degradation of LIS.

Therefore, EPA intends to include a total nitrogen rolling annual average mass-based loading limit (in lb/day) and a requirement to optimize current treatment systems to minimize the effluent nitrogen in all permits issued to wastewater treatment plants with design flow greater than or equal to one (1) MGD that discharge to the LIS watershed in Massachusetts. Table 3 summarizes the approach to update TN requirements for this and future permits in the LIS watershed in Massachusetts. EPA is also working with the States of New Hampshire and Vermont to ensure that comparable requirements are included in NPDES permits issued in those states.

---

<sup>5</sup> Monthly Average TN (mg/L) \* Monthly Average Flow \* 8.34 = Monthly Average TN (lb/day)

<sup>6</sup> Sum of Monthly Average TN (lb/day) in a year ÷ 12 months = Annual Average

<sup>7</sup> Connecticut Department of Energy and Environmental Protection letters to EPA dated February 7, 2018 and April 27, 2018; Connecticut Fund for the Environment letter to EPA dated February 7, 2018; and Connecticut River Conservancy letter to EPA dated February 18, 2018.

<sup>8</sup> See 40 C.F.R. § 122.44(d)(1)(vii)(B)

<sup>9</sup> See 40 C.F.R. § 122.44(d)(1)(vii)(B), 40 C.F.R. § 131.12(a)(1), and 314 CMR 4.04(1)

<sup>10</sup> See 40 C.F.R. § 122.44(d)(4) and CWA section 401(a)(2)

**Table 3 - Annual Average Total Nitrogen Limits for Massachusetts WWTP Dischargers to the Long Island Sound Watershed**

Facility Design Flow, $Q_D$ (MGD)	Number of Facilities	Annual Average TN Limit (lb/day)
$Q_D \geq 50$	1	$Q_D$ (MGD) * 5 mg/L * 8.34 + optimize
$10 \leq Q_D < 50$	3	$Q_D$ (MGD) * 5 mg/L * 8.34 + optimize
$5 \leq Q_D < 10$	6	$Q_D$ (MGD) * 8 mg/L * 8.34 + optimize
$1 \leq Q_D < 5$	19	$Q_D$ (MGD) * 10 mg/L * 8.34 + optimize
$0.1 \leq Q_D < 1$	17	Optimize
$Q_D < 0.1$	8	TN monitoring only

The optimization condition in the Draft Permit requires the permittee to evaluate alternative methods of operating their treatment plant to optimize the removal of nitrogen, and to describe previous and ongoing optimization efforts. Facilities not currently engaged in optimization efforts will also be required to implement optimization measures, so that the aggregate 25% reduction is maintained or increased.

Specifically, the draft permit requires an evaluation of alternative methods of operating the existing wastewater treatment facility to control total nitrogen levels, including, but not limited to, operational changes designed to enhance nitrification (seasonal and year-round), incorporation of anoxic zones, septage receiving policies and procedures, and side stream management. This evaluation is required to be completed and submitted to EPA and MassDEP within one year of the effective date of the permit, along with a description of past and ongoing optimization efforts. The permit also requires implementation of optimization methods to ensure that the facility is operated in such a way that discharges of total nitrogen are minimized. The permit requires annual reports to be submitted that summarize progress and activities related to optimizing nitrogen removal efficiencies and track trends relative to previous years.

In addition to the rolling annual average total nitrogen effluent limit and optimization requirements, the draft permit includes weekly monitoring and average monthly reporting requirements for total nitrogen (TN), total Kjeldahl nitrogen (TKN), and total nitrite/nitrate nitrogen ( $\text{NO}_2/\text{NO}_3$ ).

Since the design flow for the facility is between 1 and 5 MGD (1.25 MGD), the annual loading TN limit calculated for the Draft Permit is:

$$1.25 \text{ MGD} * 10 \text{ mg/L} * 8.34 = 104.3 \text{ lb/day.}$$

The effluent limit is a rolling annual average based on the average of the current monthly average and the monthly average of the previous 11 months.

### **Future Nitrogen Limits**

The new nitrogen annual loading limit in this draft permit is intended to meet the requirements of the 2001 LIS TMDL which was developed to address hypoxic conditions in the bottom waters of

LIS<sup>11</sup>. In December 2015, EPA signed a letter detailing a post-TMDL EPA nitrogen reduction strategy for waters in the LIS watershed. The strategy recognizes that more work may need to be done to reduce nitrogen levels, further improve DO conditions, and attain other related water quality standards in LIS, particularly in coastal embayments and the estuarine portions of rivers that flow into the Sound. EPA is working to establish nitrogen thresholds for Western LIS and several coastal embayments, including the mouth of the Housatonic River. Documents regarding the EPA Nitrogen Reduction Strategy are available for public review on EPA's Long Island Sound website (<http://longislandsoundstudy.net/issues-actions/water-quality/nitrogen-strategy/>). Upon completion of establishing thresholds and assessing the water quality conditions of the estuarine waters of the Housatonic River, allocations of total nitrogen loadings may be lowered if further reductions are necessary. If reductions are needed for the Lee discharge, a lower water quality-based effluent limit will be added in a future permit action. If so, EPA anticipates exploring possible trading approaches for nitrogen loading in the Massachusetts portion of the Housatonic River watershed.

Although not a permit requirement, it is recommended that any facilities planning that might be conducted for this facility consider alternatives for further enhancing nitrogen reduction beyond the optimization activities required in this permit.

#### **5.1.8.2 Total Phosphorus**

While phosphorus is an essential nutrient for the growth of aquatic plants, it can stimulate rapid plant growth in freshwater ecosystems when it is present in high quantities. The excessive growth of aquatic plants and algae within freshwater systems negatively impacts water quality and can interfere with the attainment of designated uses by: 1) increasing oxygen demand within the water body to support an increase in both plant respiration and the biological breakdown of dead organic (plant) matter; 2) causing an unpleasant appearance and odor; 3) interfering with navigation and recreation; 4) reducing water clarity; 5) reducing the quality and availability of suitable habitat for aquatic life; 6) producing toxic cyanobacteria during certain algal blooms. Cultural (or accelerated) eutrophication is the term used to describe dense and excessive plant growth in a water body that results from nutrients entering the system as a result of human activities. Discharges from municipal and industrial wastewater treatment plants, agriculture runoff, and stormwater are examples of human-derived (i.e. anthropogenic) sources of nutrients in surface waters.

The 2008 Permit includes a monthly average effluent limit of 0.2 mg/L effective in the warm months (April 1 to October 31) and a monthly average effluent limit of 1.0 mg/L effective in the cold months (November 1 to March 31). Review of the weekly monitoring data in the DMRs from January 2014 to December 2018, provided in Appendix A, shows that in the warm months the monthly average total phosphorus in the effluent averaged 0.12 mg/L (range 0.05 to 0.35 mg/L) and in the cold months, the monthly average total phosphorus averaged 0.40 mg/L (range 0.10 to 0.77 mg/L).

The MA WQS under 314 CMR 4.05(5)(c) requires that, unless naturally occurring, surface waters must be free from nutrients that cause or contribute to impairment of the existing or designated uses, and the concentration of phosphorus may not exceed site specific criteria

---

<sup>11</sup> For more information see <http://longislandsoundstudy.net/about/our-mission/management-plan/hypoxia/>

develop in a TMDL. Nutrients are also prohibited in concentrations that would cause or contribute to cultural eutrophication.

In the absence of numeric criteria for phosphorus, EPA uses nationally recommended criteria and other technical guidance to develop effluent limitations for the discharge of phosphorus. EPA has published national guidance documents that contain recommended total phosphorus criteria and other indicators of eutrophication. The following summarizes the available guidance:

- EPA's 1986 *Quality Criteria for Water* (the "Gold Book") recommends that in-stream phosphorus concentrations not exceed 0.05 mg/L in any stream entering a lake or reservoir, 0.1 mg/L for any stream not discharging directly to lakes or impoundments, and 0.025 mg/L within a lake or reservoir. For this segment of the Housatonic, the 0.1 mg/L would apply downstream of the discharge.

As the Gold Book notes, there are natural conditions of a water body that can result in either increased or reduced eutrophication response to phosphorus inputs; in some waters more stringent phosphorus reductions may be needed, while in some others a higher total phosphorus threshold could be assimilated without inducing a eutrophic response. In this case, EPA is not aware of any evidence that the Housatonic is unusually susceptible to eutrophication impacts, so that the 100 µg/L (0.1 mg/L) threshold appears sufficient in this receiving water. EPA is not aware of evidence of factors that are reducing eutrophic response in the Housatonic downstream of the discharge.

- In 2001, EPA released recommended Ecoregional Nutrient Criteria, established as part of an effort to reduce problems associated with excess nutrients in water bodies in specific areas of the country. The published criteria represent conditions in waters within ecoregions that are minimally impacted by human activities, and thus free from the effects of cultural eutrophication. Lee is located within Ecoregion VIII, Nutrient Poor Largely Glaciated Upper Midwest and Northeast. The recommended 25<sup>th</sup> percentile total phosphorus criteria for this ecoregion, found in *Ambient Water Quality Criteria Recommendations: Information Supporting the Development of State and Tribal Nutrient Criteria, Rivers and Streams in Ecoregion VIII* (EPA December 2001) is 10 µg/L (0.01 mg/L).
- Elevated concentration of *chlorophyll a*, excessive algal and macrophyte growth, and low levels of dissolved oxygen are all effects of nutrient enrichment. The relationship between these factors and high in-stream total phosphorus concentrations is well documented in scientific literature, including guidance developed by EPA to address nutrient over-enrichment (*Nutrient Criteria Technical Guidance Manual – Rivers and Streams*, EPA July 2000 [EPA-822-B-00-002]).

EPA is using the Gold Book criteria in this permit, as its recommendations are from an effects-based approach.

The effectiveness of the current average monthly total phosphorus limit of 0.2 mg/L in protecting the quality of the receiving water was evaluated by estimating the instream phosphorus concentration downstream of the discharge under critical flow conditions.

The following mass balance is used to project in-stream total phosphorus concentrations downstream from the discharge.

$$Q_d C_d + Q_s C_s = Q_r C_r$$

Where:

$Q_s$  = 7Q10 flow upstream of Facility  
 $Q_d$  = Effluent flow  
 $Q_r$  = combined stream flow (7Q10 + effluent flow)  
 $C_s$  = median upstream total phosphorus concentration  
 $C_d$  = effluent total phosphorus concentration

Sampling data from 2007 taken upstream of Lee is summarized in Table 4. Five summer in-stream phosphorus samples were collected at Station 19A located downstream of the Lenox WWTP.

**Table 4: Housatonic River Instream Total Phosphorus Concentrations<sup>12</sup> (mg/L)**

	19A (W1103) Upstream of Lee
5/8/2007	0.055
6/12/2007	0.077
7/17/2007	0.089
8/21/2007	0.098
9/25/2007	0.190
<b>Median</b>	<b>0.089</b>

As the effective warm weather effluent limits for the two upstream WWTPs (Lenox and Pittsfield) have not changed since 2007, this data continues to be representative of current conditions and provides a current median background concentration ( $C_s$ ) of 0.089 mg/L.

The expected concentration of total phosphorus downstream of Lenox under critical conditions,  $C_r$ , if the effluent limit remains at 0.20 mg/L mg/L can be calculated as follows:

$$C_r(\text{downstream of Lee}) = \frac{Q_d C_d + Q_s C_s}{Q_r}$$

Where:

$Q_s$  = 7Q10 flow upstream of Lee, 38.8 cfs  
 $Q_d$  = 1.93 cfs, based on the Lee design flow of 1.25 MGD  
 $Q_r = Q_s + Q_d = 40.7$  cfs  
 $C_s = 0.089$  mg/L  
 $C_d = 0.20$  mg/L

This calculation yields an estimated 0.094 mg/L total phosphorus in the Housatonic River downstream of the Lee WWTP under critical conditions. Since this is less than the Gold Book threshold of 0.1 mg/L, the current effluent limit continues to be protective.

<sup>12</sup> Carr, Jamie, and Mitchell, Peter, MassDEP, Division of Watershed Management, 2013, "Technical Memorandum: Housatonic River Watershed 2007 DWM Water Quality Monitoring Data," DWM Control Number CN 289.1.

Based on this analysis as well as the analyses included as the basis for the total phosphorus effluent limits in the 2008 Fact Sheet for the 2008 Permit, the draft permit proposes to continue the warm weather and cold weather total phosphorus effluent limits and monitoring requirements from the 2008 Permit. In addition, the draft permit proposes seasonal monitoring of upstream phosphorus concentrations to ensure that sufficient information is available to reevaluate the effluent limits when the permit is next reissued.

## **5.1.9 Metals**

### **5.1.9.1 Applicable Metals Criteria**

State water quality criteria for cadmium, copper, lead, nickel and zinc are established in terms of dissolved metals. However, many inorganic components of domestic wastewater, including metals, are in particulate form, and differences in the chemical composition between the effluent and the receiving water affects the partitioning of metals between the particulate and dissolved fractions as the effluent mixes with the receiving water, often resulting in a transition from the particulate to dissolved form (*The Metals Translator: Guidance for Calculating a Total Recoverable Permit Limit from a Dissolved Criterion* (USEPA 1996 [EPA-823-B96-007])). Consequently, quantifying only the dissolved fraction of metals in the effluent prior to discharge may not accurately reflect the biologically-available portion of metals in the receiving water. Regulations at 40 C.F.R. § 122.45(c) require, with limited exceptions, that effluent limits for metals in NPDES permits be expressed as total recoverable metals.

Additionally, the criteria for cadmium, copper, lead, nickel and zinc are hardness-dependent using the equations in EPA's National Recommended Water Quality Criteria: 2002, which are incorporated into the Massachusetts WQS by reference. The estimated hardness of the Housatonic River downstream of the treatment plant during critical low flow periods and design discharge flow was calculated based on median ambient and effluent hardness data as reported in the Facility's whole effluent toxicity tests during the review period (See Attachment B), using the mass balance equation discussed in the next section (substituting hardness for metal concentration). The resulting downstream hardness is 120.5 mg/L and the corresponding criteria are presented in Appendix C.

Massachusetts aluminum criteria are not hardness-dependent and are expressed as total recoverable aluminum.

### **5.1.9.2 Reasonable Potential Analysis and Limit Derivation**

To determine whether the effluent has the reasonable potential to cause or contribute to an exceedance above the in-stream water quality criteria for each metal, the following mass balance is used to project in-stream metal concentrations downstream from the discharge.

$$Q_d C_d + Q_s C_s = Q_r C_r$$

Solving for the receiving water metal concentration downstream of the discharge ( $C_r$ ) yields:

$$C_r = \frac{Q_d C_d + Q_s C_s}{Q_r}$$

Where:

$Q_s$  = 7Q10 flow upstream of Facility  
 $Q_d$  = design flow of Facility  
 $Q_r$  = combined stream flow (7Q10 + design flow)  
 $C_s$  = median upstream metal concentration  
 $C_d$  = effluent metals concentration (95<sup>th</sup> percentile<sup>13</sup>)

Reasonable potential is then determined by comparing this resultant in-stream concentration (for both acute and chronic conditions) with the criteria for each metal. In EPA's Technical Support Document for Water Quality Based Toxics Control, EPA/505/2-90-001, March 1991, commonly known as the "TSD", box 3-2 describes the statistical approach in determining if there is reasonable potential for an excursion above the maximum allowable concentration. If there is reasonable potential (for either acute or chronic conditions), the appropriate limit is then calculated by rearranging the above mass balance to solve for the effluent concentration ( $C_d$ ) using the criterion as the resultant in-stream concentration ( $C_r$ ).

For metals with an existing limit in the 2008 Permit, a reasonable potential determination is not applicable, so the table indicates "N/A" for reasonable potential. In such cases, the same mass balance equation is used to determine if a more stringent limit would be required to meet WQS under current conditions. The limit is determined to be the more stringent of either (1) the existing limit or (2) the calculated effluent concentration ( $C_d$ ) allowable to meet WQS based on current conditions.

Alternately, if the mass balance indicates that a less stringent effluent concentration ( $C_d$ ) would meet WQS under current conditions, a case-by-case analysis must be done to determine if backsliding is allowable based on the exceptions found at 40 CFR § 122.44(l)(2)(i).

The results of this analysis for each metal are presented in Appendix D. As shown in Appendix D, the Draft Permit must include a chronic limit for aluminum of 87 µg/L. The chronic (monthly average) aluminum limit is a newly established limit to meet WQS based on recent data.

The final aluminum effluent limit is based on current Massachusetts, EPA approved, aluminum criteria to protect fresh water aquatic life. However, EPA is aware of ongoing efforts by MassDEP to soon revise the Massachusetts aluminum criteria based, at least in part, on new EPA aluminum criteria recommendations which were finalized in December 2018<sup>14</sup>. MassDEP has informed EPA that it expects to propose the revisions to its aluminum criteria in 2019. For three years after the effective date of the permit, MassDEP will inform EPA at reasonable intervals of its progress on the development and promulgation of new aluminum criteria.

EPA's draft aluminum criteria recommendations indicate that the new aluminum criteria recommendations may be higher than the current recommendations. Because MassDEP has indicated to EPA that its planned revisions to its aluminum criteria will be based on EPA's recommended criteria, EPA reasonably expects its new criteria may also be higher. EPA has therefore determined that it is appropriate to include a schedule of compliance, pursuant to 40

---

<sup>13</sup> The Facility's effluent concentrations (from Appendix A) were characterized assuming a lognormal distribution to determine the estimated 95th percentile of the daily maximum (See Appendix E).x

<sup>14</sup> <https://www.epa.gov/wqc/aquatic-life-criteria-aluminum#2018>

C.F.R. § 122.47, in the Draft Permit which provides the permittee with a 3-year period to achieve compliance with the final aluminum effluent limit. Additionally, the permittee may apply for a permit modification to allow additional time for compliance if Massachusetts has adopted new aluminum criteria but has not yet submitted the criteria to EPA for review or EPA has not yet acted on the new criteria. If new aluminum criteria are adopted by Massachusetts and approved by EPA, and before the final aluminum effluent limit goes into effect, the permittee may apply for a permit modification to amend the permit based on the new criteria. If warranted by the new criteria and a reasonable potential analysis, EPA may relax or remove the effluent limit to the extent consistent with anti-degradation requirements. Such a relaxation or removal would not trigger anti-backsliding requirements as those requirements do not apply to effluent limits which have yet to take effect pursuant to a schedule of compliance.

### **5.1.10 Whole Effluent Toxicity**

Sections 402(a)(2) and 308(a) of the CWA provide EPA and States with the authority to require toxicity testing. Section 308 specifically describes biological monitoring methods as techniques that may be used to carry out objectives of the CWA. Whole effluent toxicity (WET) testing is conducted to ensure that the additivity, antagonism, synergism and persistence of the pollutants in the discharge do not cause toxicity, even when the pollutants are present at low concentrations in the effluent. The inclusion of WET requirements in the Draft Permit will assure that the Facility does not discharge combinations of pollutants into the receiving water in amounts that would affect aquatic life or human health.

In addition, under § 301(b)(1)(C) of the CWA, discharges are subject to effluent limitations based on WQSs. Under certain narrative State WQSs, and §§ 301, 303 and 402 of the CWA, EPA and the States may establish toxicity-based limitations to implement the narrative “no toxics in toxic amounts”. The Massachusetts WQSs at 314 CMR 4.05(5)(e) state, “*All surface waters shall be free from pollutants in concentrations or combinations that are toxic to humans, aquatic life or wildlife.*”

National studies conducted by the EPA have demonstrated that domestic sources, as well as industrial sources, contribute toxic constituents to POTWs. These constituents include metals, chlorinated solvents, aromatic hydrocarbons and others. Some of these constituents may cause synergistic effects, even if they are present in low concentrations. Because of the source variability and contribution of toxic constituents in domestic and industrial sources, EPA assumes that there is a reasonable potential for this discharge to cause or contribute to an exceedance of the “no toxics in toxic amounts” narrative water quality standard.

Further, EPA Region 1 and MassDEP<sup>15</sup> current toxic policies require toxicity testing for all dischargers such as the Lee WWTP. In accordance with these policies, whole effluent chronic effects are regulated by limiting the highest measured continuous concentration of an effluent that causes no observed chronic effect on a representative standard test organism, known as the chronic No Observed Effect Concentration (C-NOEC). Whole effluent acute effects are regulated by limiting the concentration that is lethal to 50% of the test organisms, known as the LC<sub>50</sub>.

---

<sup>15</sup> Implementation Policy for the Control of Toxic Pollutants in Surface Waters, MassDEP 1990

The chronic and acute WET limits in the 2008 Permit are and  $LC_{50}$  greater than or equal to 100% and to report C-NOEC using the daphnid, *Ceriodaphnia dubia* (*C. dubia*), as the test species. The Facility has consistently met these limits, as can be seen from the DMR summary in Appendix A.

Based on the potential for toxicity from domestic and industrial contributions, the state narrative water quality criterion, the dilution factor of 17.7, and in accordance with EPA national and regional policy and 40 C.F.R. § 122.44(d), the Draft Permit continues the effluent limits from the 2008 Permit including the test organism and the testing frequency. Toxicity testing must be performed in accordance with the updated EPA Region 1 test WET test procedures and protocols specified in Attachments A and B of the Draft Permit (USEPA Region 1 Freshwater Acute Toxicity Test Procedure and Protocol, February 2011 and USEPA Region 1 Freshwater Chronic Toxicity Test Procedure and Protocol, March 2013).

## **5.2 Industrial Pretreatment Program**

The permittee is required to identify, in terms of the character and volume of pollutants, any significant industrial users to the POTW subject to pretreatment standards under Section 307(b) of the CWA and 40 CFR Part 403.

## **5.3 Sludge Conditions**

Section 405(d) of the Clean Water Act requires that EPA develop technical standards regarding the use and disposal of sewage sludge. On February 19, 1993, EPA promulgated technical standards. These standards are required to be implemented through permits. The conditions in the permit satisfy this requirement.

## **5.4 Infiltration/Inflow (I/I)**

Infiltration is groundwater that enters the collection system through physical defects such as cracked pipes, or deteriorated joints. Inflow is extraneous flow entering the collection system through point sources such as roof leaders, yard and area drains, sump pumps, manhole covers, tide gates, and cross connections from storm water systems. Significant I/I in a collection system may displace sanitary flow, reducing the capacity and the efficiency of the treatment works and may cause bypasses to secondary treatment. It greatly increases the potential for sanitary sewer overflows (SSOs) in separate systems, and combined sewer overflows (CSOs) in combined systems.

The Draft Permit includes a requirement for the permittee to control infiltration and inflow (I/I) within the sewer collections system it owns and operates. The permittee shall develop an I/I removal program commensurate with the severity of I/I in the collection system. This program may be scaled down in sections of the collection system that have minimal I/I.

## **5.5 Operation and Maintenance of the Sewer System**

The standard permit conditions for ‘Proper Operation and Maintenance’, found at 40 C.F.R. § 122.41(e), require the proper operation and maintenance of permitted wastewater systems and related facilities to achieve permit conditions. The requirements at 40 C.F.R. § 122.41(d) impose a ‘duty to mitigate’ upon the permittee, which requires that “all reasonable steps be taken to

minimize or prevent any discharge violation of the permit that has a reasonable likelihood of adversity affecting human health or the environment. EPA and MassDEP maintain that an I/I removal program is an integral component of ensuring permit compliance with the requirements of the permit under the provisions at 40 C.F.R. § 122.41(d) and (e).

General requirements for proper operation and maintenance, and mitigation have been included in Part II of the permit. Specific permit conditions have also been included in Part I.C. and I.D. of the Draft Permit. These requirements include mapping of the wastewater collection system, preparing and implementing a collection system operation and maintenance plan, reporting of unauthorized discharges including SSOs, maintaining an adequate maintenance staff, performing preventative maintenance, controlling inflow and infiltration to separate sewer collection systems (combined systems are not subject to I/I requirements) to the extent necessary to prevent SSOs and I/I related effluent violations at the Wastewater Treatment Facility and maintaining alternate power where necessary. These requirements are included to minimize the occurrence of permit violations that have a reasonable likelihood of adversely affecting human health or the environment.

Several of the requirements in the Draft Permit are not included in the 2008 Permit, including collection system mapping, and preparation of a collection system operation and maintenance plan. EPA has determined that these additional requirements are necessary to ensure the proper operation and maintenance of the collection system and has included schedules for completing these requirements in the Draft Permit.

The standard conditions of the permit are based on 40 C.F.R. §122, Subparts A, C, and D and 40 C.F.R. § 124, Subparts A, D, E, and F and are consistent with management requirements common to other permits.

## **6 Federal Permitting Requirements**

### **6.1 Endangered Species Act**

Section 7(a) of the Endangered Species Act of 1973, as amended (ESA), grants authority and imposes requirements on Federal agencies regarding endangered or threatened species of fish, wildlife, or plants (listed species) and habitat of such species that has been designated as critical (a “critical habitat”).

Section 7(a)(2) of the ESA requires every Federal agency, in consultation with and with the assurance of the Secretary of Interior, to ensure that any action it authorizes, funds or carries out, in the United States or upon the high seas, is not likely to jeopardize the continued existence of any listed species or result in the destruction or adverse modification of critical habitat. The United States Fish and Wildlife Service (USFWS) administers Section 7 consultations for freshwater species. The National Marine Fisheries Service (NMFS) administers Section 7 consultations for marine and anadromous species.

The Federal action being considered in this case is EPA’s proposed NPDES permit for the Facility. The Draft Permit is intended to replace the 2008 Permit in governing the Facility. Specifically, the Draft Permit proposes to regulate the discharge from Outfall 001, located at Latitude 42°17’11” N, Longitude -73°14’21” W, on the west bank of the Housatonic River in

Lee, Massachusetts.

As the federal agency charged with authorizing the discharge from this Facility, EPA determines potential impacts to federally listed species, and initiates consultation, when required under § 7(a)(2) of the ESA.

EPA has reviewed the federal endangered or threatened species of fish, wildlife, and plants in the expected action area to determine if EPA's proposed NPDES permit could potentially impact any such listed species. One species under the jurisdiction of the USFWS was identified, namely the federally listed northern long-eared bat (*Myotis septentrionalis*). This terrestrial animal species is classified as threatened.<sup>16</sup> According to the USFWS, the northern long-eared bat is found in "winter - mines and caves, summer - wide variety of forested habitats." This species is not aquatic, so the discharge will have no direct effect on this mammal. Further, the permit action is also expected to have no indirect effect on the species because it is not expected to impact insects, the primary prey of the northern long-eared bat. Therefore, the proposed permit action is deemed to have no impact on this listed species.

In addition, two anadromous fish species under the jurisdiction of NMFS occur in Massachusetts waters, the shortnose sturgeon (*Acipenser brevirostrum*) and Atlantic sturgeon (*Acipenser oxyrinchus*), classified as threatened and/or endangered.<sup>17</sup> In general, these fish are not expected to be present upstream of the Derby Dam in Derby, Connecticut. The action area is approximately 99 river miles upstream of this dam. Based on the expected normal distribution of these species, it is highly unlikely that they would be present in the vicinity of this discharge and the action area of the outfall. Therefore, the proposed permit action will have no impact on these listed anadromous fish species.

Based on the above review, EPA finds that adoption of the proposed permit will have no effect on any threatened or endangered species or their designated critical habitat. Therefore, consultation with NMFS or USFWS under Section 7 of the ESA is not required.

## 6.2 Essential Fish Habitat

Under the 1996 Amendments (PL 104-267) to the Magnuson-Stevens Fishery Conservation and Management Act (*see* 16 U.S.C. § 1801 *et seq.*, 1998), EPA is required to consult with the National Marine Fisheries Service (NMFS) if EPA's action or proposed actions that it funds, permits, or undertakes, "may adversely impact any essential fish habitat". *See* 16 U.S.C. § 1855(b).

The Amendments broadly define "essential fish habitat" (EFH) as: "waters and substrate necessary to fish for spawning, breeding, feeding, or growth to maturity". *See* 16 U.S.C. § 1802(10). "Adverse impact" means any impact that reduces the quality and/or quantity of EFH, 50 C.F.R. § 600.910(a). Adverse effects may include direct (e.g., contamination or physical disruption), indirect (e.g., loss of prey, reduction in species' fecundity), site specific or habitat-wide impacts, including individual, cumulative, or synergistic consequences of actions.

---

<sup>16</sup> See Section 7 resources for USFWS at <https://ecos.fws.gov/ipac/>

<sup>17</sup> See Section 7 resources for NMFS at <https://www.greateratlantic.fisheries.noaa.gov/protected/section7/index.html>

EFH is only designated for fish species for which federal Fisheries Management Plans exist. *See* 16 U.S.C. § 1855(b)(1)(A). EFH designations for New England were approved by the U.S. Department of Commerce on March 3, 1999.

The Housatonic River is not covered by any EFH designation for riverine systems and thus EPA has determined that consultation with NMFS Habitat Conservation Division is not required.

## **7 Public Comments, Hearing Requests and Permit Appeals**

All persons, including applicants, who believe any condition of the Draft Permit is inappropriate must raise all issues and submit all available arguments and all supporting material for their arguments in full by the close of the public comment period, by mail or email to:

Doug MacLean  
EPA New England, Region1  
5 Post Office Square, Suite-100 (06-4)  
Boston, MA 02109-3912  
Email: [maclean.douglas@epa.gov](mailto:maclean.douglas@epa.gov)

and

Xiaodan Ruan  
MassDEP, Surface Water Discharge Program,  
One Winter Street, 5<sup>th</sup> Floor,  
Boston, MA 02108  
Email [xiaodan.ruan@mass.gov](mailto:xiaodan.ruan@mass.gov)

Any person, prior to the close of the public comment period, may submit a request in writing for a public hearing to consider the Draft Permit to EPA and the State Agency. Such requests shall state the nature of the issues proposed to be raised in the hearing. A public meeting may be held if the criteria stated in 40 C.F.R. § 124.12 are satisfied. In reaching a final decision on the Draft Permit, the EPA will respond to all significant comments and make these responses available to the public at EPA's Boston office.

Following the close of the comment period, and after any public hearings, if such hearings are held, the EPA will issue a Final Permit decision, forward a copy of the final decision to the applicant, and provide a copy or notice of availability of the final decision to each person who has submitted written comments or requested notice. Within 30 days following the notice of the Final Permit decision, any interested person may submit a petition for review of the permit to EPA's Environmental Appeals Board consistent with 40 C.F.R. § 124.19 and/or submit a request for an adjudicatory hearing to MassDEP's Office of Appeals and Dispute Resolution consistent with 310 CMR 1.00.

Doug MacLean  
EPA New England, Region1  
5 Post Office Square, Suite-100 (06-4)  
Boston, MA 02109-3912  
Telephone: (617) 918-1608  
Email: [maclean.douglas@epa.gov](mailto:maclean.douglas@epa.gov)

Ken Moraff, Director  
Water Division  
U.S. Environmental Protection Agency

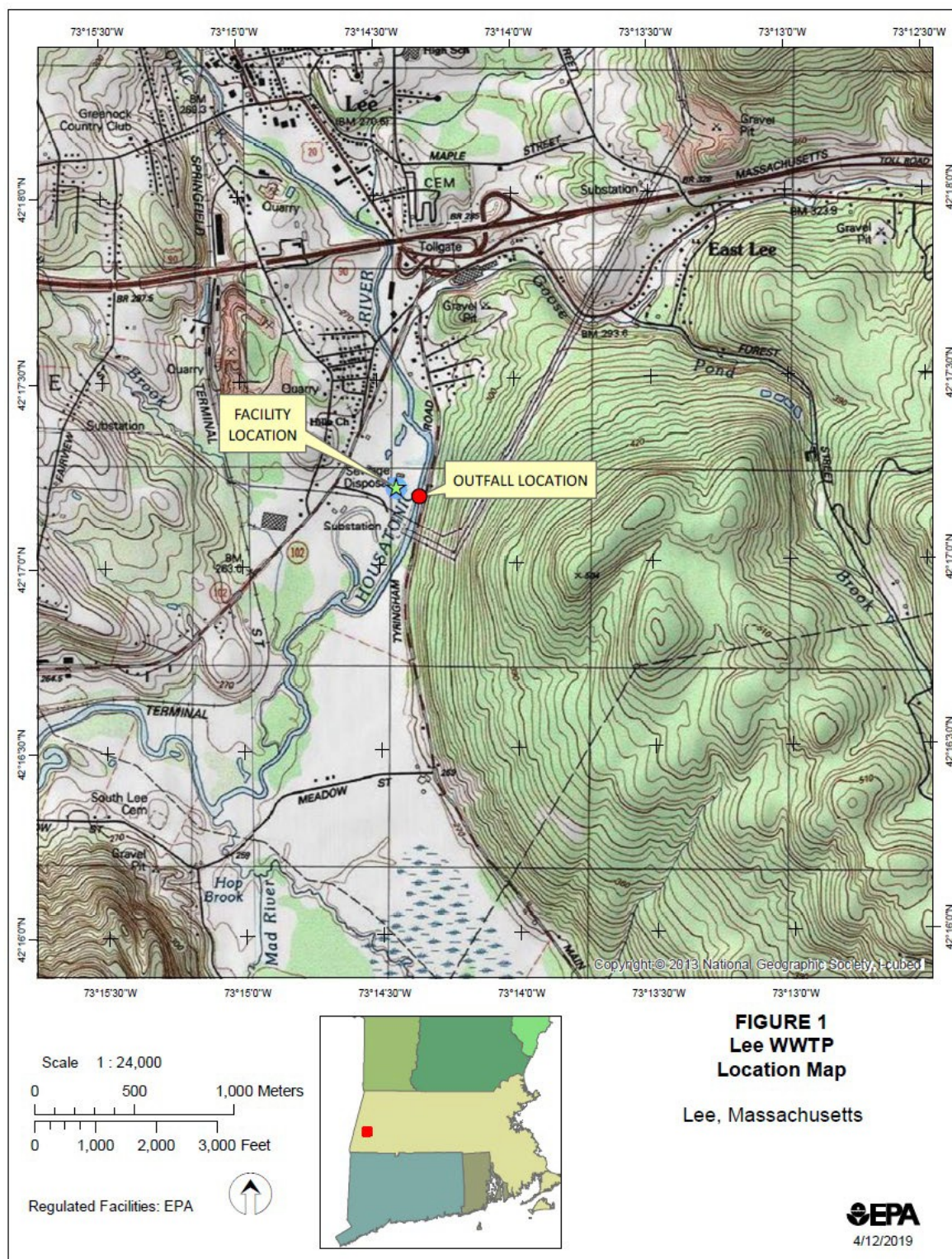


Figure 1: Location of the Lee WWTP



Appendix A - Discharge Monitoring Report (DMR) Summary

Parameter	Flow	Flow	Flow, total	BOD5	BOD5	BOD5	BOD5	BOD5	TSS	TSS	TSS	TSS
	Monthly Ave	Daily Max	Annual Rolling Ave	Monthly Ave	Monthly Ave	Weekly Ave	Weekly Ave	Daily Max	Monthly Ave	Monthly Ave	Weekly Ave	Weekly Ave
Units	MGD	MGD	MGD	lb/d	mg/L	lb/d	mg/L	mg/L	lb/d	mg/L	lb/d	mg/L
Effluent Limit	Report	Report	1.5	250	20	375	30	Report	250	20	375	30
Minimum	0.466	0.583	0.528	2	0.57	3	1	1.75	3	1	5	1
Maximum	1.067	2.57	0.798	35	8	64	17	17	35	5	52	7
Average	0.646	1.04	0.622	15.8	3.12	25.3	4.66	5.8	13.4	2.5	20.2	3.61
No. of Violations	N/A	N/A	0	0	0	0	0	N/A	0	0	0	0
1/31/2014	0.631	0.949	0.62	26	5	38	7	9	17	3	24	6
2/28/2014	0.533	0.779	0.614	34	8	44	10	11	17	4	21	5
3/31/2014	0.659	1.614	0.564	19	4	22	5	6	12	3	14	3
4/30/2014	0.813	1.115	0.627	31	5	42	7	8	23	3	30	5
5/31/2014	0.71	1.128	0.582	18	3	30	4	5	17	3	30	4
6/30/2014	0.704	1.814	0.572	19	3	32	4	5	12	2	14	3
7/31/2014	0.93	2.57	0.636	19	3	26	3	4	19	3	28	4
8/31/2014	0.706	0.959	0.646	25	4	33	6	8	17	3	23	4
9/30/2014	0.513	0.767	0.643	15	4	18	4	5	12	3	16	4
10/31/2014	0.539	0.95	0.683	19	5	64	17	17	12	2	24	4
11/30/2014	0.512	0.867	0.65	19	5	15	9	11	12	3	15	4
12/31/2014	0.81	1.332	0.671	20	3	30	3	4	21	3	32	3
1/31/2015	0.636	1.123	0.672	14	3	30	6	6	16	3	20	4
2/28/2015	0.516	0.604	0.67	21	5	33	7	8	14	4	19	5
3/31/2015	0.63	0.938	0.669	23	6	25	6	8	19	4	32	5
4/30/2015	0.97	1.4	0.682	31	4	59	5	8	35	5	46	7
5/31/2015	0.58	1.049	0.671	13	2.9	15	3.6	3.8	16	3.5	21	4.4
6/30/2015	0.642	0.904	0.658	17	3	26	4	4	15	3	20	4
7/31/2015	0.712	1.103	0.639	32	5	54	7	10	16	3	31	3
8/31/2015	0.589	1.011	0.629	25	5	29	6	7	14	3	20	4
9/30/2015	0.502	0.698	0.629	19	5	22	6	9	15	4	22	6
10/31/2015	0.486	0.584	0.621	2	2.32	3	3.18	3.26	11	3	14	4
11/30/2015	0.47	0.583	0.621	15	3.9	22	5.2	7.7	12	3	17	4.5
12/31/2015	0.493	0.643	0.594	4	3	14	4	5	3	2	11	3
1/31/2016	0.523	0.683	0.537	13	2.5	13	3	3.3	7	1.6	8	2
2/29/2016	0.63	1.375	0.594	13	2.2	25	3.3	4.8	9	1.5	17	2.2
3/31/2016	0.558	0.65	0.588	4	0.91	9	1.8	1.9	7	1.5	11	2.3
4/30/2016	0.643	0.807	0.56	10	2	10	3	3	12	2	17	3
5/31/2016	0.623	1.4	0.564	5	0.9	16	1.75	1.75	8	1.5	31	3.3
6/30/2016	0.685	0.926	0.576	3	0.57	5	1	2	7	1.2	13	2.3
7/31/2016	0.557	0.635	0.563	3	1	6	1.3	9	4	1	6	1
8/31/2016	0.539	0.672	0.559	3	0.8	6	1.4	2.6	4	1	8	1.7
9/30/2016	0.466	0.605	0.556	4	0.96	5	1.5	2.8	5	1.2	5	5
10/31/2016	0.475	0.797	0.555	5	1.5	7	1.9	2.3	4	1.2	5	1.7
11/30/2016	0.483	0.681	0.528	13	3	26	6	6	9	2	14	3
12/31/2016	0.594	0.96	0.564	24	4.4	56	7	7	16	3.2	29	3.9
1/31/2017	0.605	0.743	0.571	23	5	27	5	6	16	3	20	4
2/28/2017	0.627	1.117	0.571	22	5	26	5	7	14	3	18	4
3/31/2017	0.645	1.009	0.578	16	3	28	3.8	4.3	8	1.5	16	2.1
4/30/2017	0.901	1.543	0.57	12	1.46	25	2	2.49	20	2.65	31	4.4
5/31/2017	0.763	1.132	0.611	12	2	20	3	4	17	2.7	33	4.5
6/30/2017	0.651	0.8	0.608	4	0.79	12	1.5	2.5	10	2	15	2.8
7/31/2017	0.596	0.678	0.613	7	1.5	14	3	5	5	1	9	2
8/31/2017	0.569	0.734	0.571	9	1.9	22	5	10	8	1.8	12	2.5
9/30/2017	0.517	0.606	0.618	7	2	9	3	4	9	2.3	14	4
10/31/2017	0.525	0.91	0.623	8	1.7	31	5.6	5.6	9	2.2	13	3
11/30/2017	0.533	0.677	0.552	11	2.5	16	3.6	4.3	15	3.5	27	6
12/31/2017	0.535	0.629	0.548	13	3	18	4	5	15	3.3	18	4
1/31/2018	0.709	1.8	0.63	20	4	28	8	7	17	3	23	5
2/28/2018	0.798	1.185	0.645	17	3	25	5	5	23	3.6	36	5
3/31/2018	0.85	0.85	0.662	28	4	45	7	10	26	4	52	5
4/30/2018	0.849	1.118	0.714	35	4.7	60	7	8.1	18	2.6	28	3.3
5/31/2018	0.672	1.041	0.654	24	4.4	39	4.7	7.1	8	1.6	11	2.5
6/30/2018	0.566	0.944	0.643	14	3	20	4.8	5.7	7	1.4	10	2
7/31/2018	0.567	0.72	0.642	10	2.3	31	6.8	6.8	6	1.2	7	2
8/31/2018	0.658	1.5	0.758	8	1.6	14	3.09	3.1	10	1.9	14	2
9/30/2018	0.713	1.3	0.675	14	2.2	18	2.5	3.7	13	1.9	19	2.5
10/31/2018	0.827	1.465	0.7	12	1.8	17	3	3	32	1.6	22	2.4
11/30/2018	1.067	2.047	0.744	20	2.4	30	4	4	15	1.7	32	4
12/31/2018	0.974	2.061	0.798	20	3	30	4	5	15	2	21	3

Appendix A - Discharge Monitoring Report (DMR) Summary

Parameter	TSS	pH	pH	E. coli	E. coli	DO	Ammonia	Ammonia	TKN	TKN	TN	TN
	Daily Max	Minimum	Maximum	Daily Max	MOAV GEO	Daily Min	Monthly Ave	Daily Max	Monthly Ave	Daily Max	Monthly Ave	Daily Max
Units	mg/L	SU	SU	CFU/100mL	CFU/100mL	mg/L	mg/L	mg/L	mg/L	mg/L	mg/L	mg/L
Effluent Limit	Report	6.5	8.3	409	126	Report	Report	Report	Report	Report	Report	Report
Minimum	0	6.4	6.6	1	1	1.5	0.04	0.09	0.6	0.68	1.46	1.7
Maximum	12	7	7.4	95	5.2	3.6	8.1	9.4	8.9	10.7	8.9	12.1
Average	4.46	6.66	7.03	9.29	1.66	2.28	0.956	1.71	2.11	3.04	3.71	4.85
No. of Violations	N/A	1	0	0	0	N/A	N/A	N/A	N/A	N/A	N/A	N/A
1/31/2014	7	6.6	6.9			2.1	1.1	2.2	1.98	3.3	2.69	4.76
2/28/2014	6	6.7	7.2			1.8	2.6	4.7	3.6	5.4	4.98	6.24
3/31/2014	3	6.9	7.2			1.8	1	1.4	2.3	2.8	3.9	4.5
4/30/2014	6	6.8	7.2	1	1	2.1	1.2	1.6	1.9	2.6	2.9	3.6
5/31/2014	4	6.8	7.1	1	1	2.3	0.43	0.98	1.2	1.9	1.7	2.6
6/30/2014	4	6.9	7.2	1	1	2	0.49	1.3	1	2	1.46	2.21
7/31/2014	4	6.8	7.4	41	5	2	0.29	0.52	1.1	1.6	2	2.7
8/31/2014	4	6.8	7.3	1	1	1.9	0.29	0.46	1.2	1.4	1.8	2
9/30/2014	4	6.7	7	1	1	2	0.33	0.51	1.46	1.6	2.63	3.35
10/31/2014	4	6.9	7.1	2	1	2	0.61	2	1.3	3.5	4.3	7.1
11/30/2014	4	6.8	7.3			1.9	0.39	0.82	5.6	6.9	5.6	6.9
12/31/2014	4	6.7	7.1			1.8	0.18	0.36	5.4	6.6	5.5	6.6
1/31/2015	4	6.7	7			1.5	0.3	0.73	1.4	1.8	4.1	4.6
2/28/2015	6	6.9	7.2			1.7	0.8	1.6	2	2.6	8	10
3/31/2015	5	6.6	7.1			1.7	0.52	0.6	6.4	8.6	6.37	8.64
4/30/2015	8	6.8	7.3	1	1	1.8	0.42	0.8	1.4	1.7	3.4	4.5
5/31/2015	4.9	6.7	7.3	3	1.3	1.6	0.21	0.24	1.1	1.4	2.9	3.9
6/30/2015	5	6.8	7.2	1	1	1.9	0.12	0.24	0.76	1.3	1.6	3.1
7/31/2015	3	7	7.4	1	1	1.9	0.67	1.5	1.3	2.3	2.1	2.9
8/31/2015	5	6.8	7.4	1	1	2.2	0.2	0.25	1	1.1	2.2	2.4
9/30/2015	7	6.7	7.1	1	1	2	0.3	0.84	2.7	3.4	2.7	3.3
10/31/2015	4	6.6	7.2	1	1	1.9	0.23	0.25	1.4	1.5	2.9	3.4
11/30/2015	5.7	6.6	7.2			1.8	0.29	0.37	2.3	2.6	2.2	2.6
12/31/2015	3	6.6	7.1			1.8	0.2	0.3	1.4	2.2	2.6	2.9
1/31/2016	2.6	6.7	7.1			2.8	0.18	0.22	1.13	1.3	2.1	2.4
2/29/2016	3.3	6.6	7			2.5	0.89	1.8	1.8	2.6	2.8	3.8
3/31/2016	2.7	6.7	7.1			3.1	0.12	0.15	0.99	1.3	1.78	2.31
4/30/2016	4	6.6	7	2	1	2.5	0.1	0.11	1.1	1.4	2.3	2.7
5/31/2016	3.3	6.6	6.9	1	1	2.8	0.04	0.09	0.77	0.93	1.55	1.7
6/30/2016	2.3	6.5	7	4	1	2.9	0.08	0.1	0.7	0.98	1.7	2.6
7/31/2016	2	6.5	6.8	1	1	2.5	0.14	0.16	0.88	1	2.5	2.6
8/31/2016	2.4	6.5	6.8	1	1	2.3	0.17	0.18	0.72	0.98	2.5	2.8
9/30/2016	7	6.5	6.6	1	1	2.4	0.17	0.23	0.89	1.4	2.1	3.1
10/31/2016	1.7	6.5	6.8	1	1	2.2	0.61	1.6	1.4	2	2.4	2.8
11/30/2016	3	6.5	6.9			2	3	8	4	9	7.09	12.1
12/31/2016	6.1	6.7	7			2.2	4.4	5	5.2	5.4	8.3	10
1/31/2017	5	6.7	7			2.2	3	5	4	6	6	9
2/28/2017	5	6.6	7			2.4	0.47	0.74	1.5	1.7	2.27	2.63
3/31/2017	2.2	6.6	7			2.1	0.27	0.57	1.11	1.47	1.9	2.6
4/30/2017	6.2	6.6	6.9	1	1	2.4	0.2	0.27	0.88	0.96	1.79	1.89
5/31/2017	6.9	6.6	7	1	1	2.9	0.19	0.27	0.93	1.11	2.2	2.4
6/30/2017	5	6.5	6.8	1	1	3	0.13	0.15	0.6	0.68	1.98	2.13
7/31/2017	3	6.5	6.7	24	5.2	2.7	0.63	1.18	1.4	1.8	2.9	3.3
8/31/2017	3.8	6.5	6.7	95	4.4	3	1	2.3	1.6	3.1	3.6	6.3
9/30/2017	5.2	6.5	6.7	67	4	2.3	0.83	1.81	1.9	2.7	4.15	6.02
10/31/2017	4	6.5	6.9	15	3	2.6	0.33	0.56	1.13	1.6	2.5	3.2
11/30/2017	9	6.5	6.9			2.4	0.79	2.09	1.9	2.9	3.09	4.4
12/31/2017	6	6.6	6.9			3.6	2.5	4.9	3.4	6.7	4.4	7.2
1/31/2018	6	6.6	6.7			3.4	3.8	9	4.9	10.5	7.5	12
2/28/2018	5	6.7	7.1			3	0.67	1	2	2.4	7	11
3/31/2018	5	6.6	6.9			2.4	2.3	3.6	3.5	4.3	4.5	5
4/30/2018	3.6	6.7	7	14	3.6909	2.2	8.1	9.02	8.9	10.2	8.9	10.2
5/31/2018	2.4	6.7	7.1	3	3.146	2.2	5.3	9.4	6.1	10.7	8.2	11
6/30/2018	3	6.6	7.2	1	1	2.3	1.8	3.9	3.4	5.4	7	7
7/31/2018	12	6.4	7	1	1	2.2	0.34	0.5	1.1	1.4	5.9	6.4
8/31/2018	0	6.5	6.8	2	1.3	2.2	0.64	2.4	1.2	3.4	6.3	8.2
9/30/2018	3.5	6.6	7	13	2	1.8	0.26	0.31	1.1	1.3	2.7	3.9
10/31/2018	2.9	6.8	6.9	19	1	2.3	0.12	0.22	0.93	1.1	3.7	3.9
11/30/2018	5	6.9	7.1			2.4	0.29	0.4	1.2	1.5	3.3	3.9
12/31/2018	3	6.9	7.2			3.2	0.3	0.6	1	1.3	3	4

Appendix A - Discharge Monitoring Report (DMR) Summary

Parameter	Nitrate	Nitrate	Nitrite	Nitrite	TP	TP	TP	TP	TP	TP	Aluminum, total (as Al)	Phosphate, dissolved / orthophosphate (as P)
	Monthly Ave	Daily Max	Monthly Ave	Daily Max	Monthly Ave	Monthly Ave	Monthly Ave	Monthly Ave	Daily Max	Daily Max	Monthly Ave	Monthly Ave
Units	mg/L	mg/L	mg/L	mg/L	lb/d	lb/d	mg/L	mg/L	lb/d	mg/L	ug/L	mg/L
Effluent Limit	Report	Report	Report	Report	12.5	2.5	0.2	1	Report	Report	Report	Report
Minimum	0.26	0.38	0.01	0.02	0.5	0.09	0.05	0.1	0.25	0.05	0	0.04
Maximum	5.9	10	5.9	6.9	3.7	1.3	0.35	0.77	12.9	4.1	120	0.79
Average	1.72	2.53	0.188	0.24	1.96	0.562	0.117	0.403	2.07	0.438	39.4	0.37
No. of Violations	N/A	N/A	N/A	N/A	0	0	2	0	N/A	N/A	N/A	N/A
1/31/2014	0.67	1.4	0.04	0.06	2.1			0.39	2.4	0.48	0	0.34
2/28/2014	1.89	3	0.07	0.11	3			0.77	3.5	0.92	0	0.7
3/31/2014	1.6	2.7	0.04	0.04	1.8			0.37	3	0.57	0	0.32
4/30/2014	0.91	2.6	0.03	0.04		0.4	0.06		0.5	0.09	0.06	
5/31/2014	0.43	0.64	0.01	0.02		0.3	0.06		0.4	0.07	0.07	
6/30/2014	0.45	0.66	0.01	0.02		0.7	0.11		1.2	0.25	0	
7/31/2014	0.87	1.1	0.05	0.09		0.57	0.07		0.7	0.08	0.03	
8/31/2014	0.58	0.65	0.08	0.11		0.46	0.08		0.56	0.11	52	
9/30/2014	1.14	1.8	0.04	0.05		0.6	0.16		0.8	0.18	0	
10/31/2014	2.9	3.5	0.05	0.12		0.8	0.18		1.4	0.3	0.15	
11/30/2014	3.9	4.7	0.06	0.07	2			0.51	3	0.75	0	0.46
12/31/2014	4.3	5.8	0.02	0.03	1.9			0.53	4.8	0.74	50	0.68
1/31/2015	2.8	3.4	0.03	0.03	1			0.28	2	0.35	0	0.25
2/28/2015	5.9	6.9	5.9	6.9	3			0.61	4	0.81	50	0.54
3/31/2015	4.4	6.6	0.03	0.05	1.9			0.37	4.1	4.1	50	0.3
4/30/2015	2	2.8	0.02	0.03		0.7	0.08		1	0.1	96	
5/31/2015	1.7	2.5	0.03	0.03		0.6	0.11		0.9	0.2	60	
6/30/2015	0.82	1.8	0.01	0.04		0.9	0.18		12.9	0.48	50	
7/31/2015	0.76	1.3	0.03	0.04		0.45	0.07		0.7	0.12	0	
8/31/2015	0.82	1.3	0.03	0.03		0.31	0.07		0.47	0.09	0	
9/30/2015	1.4	1.5	0.04	0.06		0.87	0.3		2.9	0.5	50	
10/31/2015	1.5	2	0.03	0.03		0.5	0.13		0.58	0.15	0	
11/30/2015	0.87	1.3	0.03	0.06	0.5			0.11	0.7	0.15	50	0.04
12/31/2015	1.1	2	0.04	0.05	2			0.5	4	0.9	0	0.5
1/31/2016	0.98	1.1	0.03	0.05	2.9			0.7	4.6	1.1	0	0.79
2/29/2016	0.97	1.1	0.05	0.07	2.8			0.41	3.8	0.66	0	0.4
3/31/2016	0.77	1	0.02	0.02	1			0.21	1.7	0.37	0	0.17
4/30/2016	1.12	1.3	2.3	2.7		0.09	0.14		1	0.22	70	
5/31/2016	0.72	0.86	0.02	0.02		0.62	0.14		0.9	0.18	0	
6/30/2016	0.92	1.6	0.03	0.04		0.4	0.07		0.5	0.08	0	
7/31/2016	1.6	1.8	0.02	0.03		0.23	0.05		0.25	0.05	50	
8/31/2016	1.7	2	0.03	0.04		0.5	0.12		1	0.27	60	
9/30/2016	1.2	1.7	0.02	0.02		1.3	0.35		2	0.47	120	
10/31/2016	1	1.3	0.03	0.03		0.28	0.09		0.5	0.14	85	
11/30/2016	2.71	10	0.11	0.31	1.3			0.3	3.8	0.97	70	0.27
12/31/2016	2.9	4.2	0.27	0.68	1.5			0.31	3	0.54	0	0.26
1/31/2017	1.5	3	0.3	0.4	3			0.56	4	0.82	0	0.47
2/28/2017	0.5	0.57	0.25	0.36	2.3			0.45	3.7	0.69	0	0.38
3/31/2017	0.73	1.14	0.04	0.08	3.7			0.66	5	0.82	50	0.61
4/30/2017	0.92	0.99	0.03	0.03		0.6	0.08		1.3	0.11	80	
5/31/2017	1.2	1.4	0.01	0.02		0.8	0.14		1.3	0.2	70	
6/30/2017	1.21	1.35	0.03	0.05		0.82	0.14		1.4	0.21	50	
7/31/2017	1	1.4	0.04	0.04		0.33	0.07		0.42	0.09	90	
8/31/2017	0.98	1.24	0.03	0.06		0.38	0.09		0.67	0.15	50	
9/30/2017	1.4	1.8	0.04	0.05		0.53	0.12		0.74	0.15	90	
10/31/2017	1.37	1.5	0.05	0.13		0.64	0.16		1.2	0.31	70	
11/30/2017	1.1	1.5	0.09	0.14	1			0.33	0.73	0.73	50	0.23
12/31/2017	0.7	1.06	0.06	0.07	2.5			0.48	4.3	1	110	0.67
1/31/2018	2.6	4.6	0.07	0.17	1.6			0.38	4	0.95	50	0.27
2/28/2018	5	9.2	0.06	0.13	2.3			0.35	3.5	0.45	50	0.24
3/31/2018	0.92	1.3	0.04	0.05	1.3			0.19	1.9	0.32	50	0.12
4/30/2018	0.26	0.38	0.1	0.04		0.5	0.06		0.66	0.07	80	
5/31/2018	2	3.9	0.06	0.09		0.4	0.07		0.4	0.08	58	
6/30/2018	3.1	4	0.074	0.1		0.52	0.11		0.75	0.17	56	
7/31/2018	4.3	5.2	0.06	0.06		0.97	0.2		2.4	0.54	50	
8/31/2018	4.2	6.3	0.04	0.05		0.43	0.07		0.53	0.09	61	
9/30/2018	2	2.9	0.03	0.04		0.8	0.11		1.6	0.22	69	
10/31/2018	2.3	3	0.02	0.04		0.37	0.06		0.39	0.08	67	
11/30/2018	1.9	2.3	0.045	0.05	1			0.1	2	0.2	50	0.08
12/31/2018	2	2.1	0.04	0.05	1.5			0.2	1.8	0.3	50	0.17

Parameter	Aluminum, total (as Al)	Flow, total	Phosphate, dissolved / orthophosphate (as P)
	Daily Max	Daily Max	Daily Max
Units	ug/L	MGD	mg/L
Effluent Limit	Report	Report	Report
Minimum	0	0.523	0.06
Maximum	120	2.57	2.2
Average	39.4	1.14	0.657
No. of Violations	N/A	N/A	N/A
1/31/2014	0	0.949	0.43
2/28/2014	0	0.779	0.86
3/31/2014	0	1.614	0.56
4/30/2014	0.06	1.115	
5/31/2014	0.07	1.128	
6/30/2014	0	1.814	
7/31/2014	0.05	2.57	
8/31/2014	52	0.959	
9/30/2014	0	0.93	
10/31/2014	0.27	0.95	
11/30/2014	0	0.867	0.7
12/31/2014	50	2.57	0.8
1/31/2015	0	1.123	0.28
2/28/2015	50	0.604	0.71
3/31/2015	50	0.938	0.7
4/30/2015	96	1.4	
5/31/2015	60	1.049	
6/30/2015	50	0.904	
7/31/2015	0	1.103	
8/31/2015	0	1.011	
9/30/2015	50	0.698	
10/31/2015	0	0.584	
11/30/2015	50	0.583	0.06
12/31/2015	0	0.643	1
1/31/2016	0	0.523	1.2
2/29/2016	0	1.3	0.72
3/31/2016	0	1.4	0.33
4/30/2016	70	0.807	
5/31/2016	0	1.4	
6/30/2016	0	0.926	
7/31/2016	50	0.635	
8/31/2016	60	0.672	
9/30/2016	120	1.4	
10/31/2016	85	0.797	
11/30/2016	70	0.681	0.98
12/31/2016	0	1.39	0.54
1/31/2017	0	1.4	0.7
2/28/2017	0	1.39	0.61
3/31/2017	50	1.39	0.73
4/30/2017	80	1.5	
5/31/2017	70	1.543	
6/30/2017	50	1.5	
7/31/2017	90	0.678	
8/31/2017	50	0.734	
9/30/2017	90	0.606	
10/31/2017	70	0.91	
11/30/2017	50	0.677	0.61
12/31/2017	110	0.629	2.2
1/31/2018	50	1.8	0.74
2/28/2018	50	1.185	0.34
3/31/2018	50	1.281	0.24
4/30/2018	80	1.118	
5/31/2018	58	1.041	
6/30/2018	56	0.944	
7/31/2018	50	0.72	
8/31/2018	61	1.5	
9/30/2018	69	1.3	
10/31/2018	67	1.4	
11/30/2018	50	2.047	0.13
12/31/2018	50	2	0.25

Appendix A - Discharge Monitoring Report (DMR) Summary

EFFLUENT SAMPLING FROM WHOLE EFFLUENT TOXICITY (WET) TESTS

Date	Hardness CaCo3 (mg/L)	Aluminum (mg/L)	Cadmium (mg/L)	Copper (mg/L)	Lead (mg/L)	Nickel (mg/L)	Zinc (mg/L)	Alkalinity CaCo3 (mg/L)	Conductivity (umhos/cm)	Ammonia (as N) (mg/L)	pH	Tot. Org Carbon (mg/L)	Tot Diss. Solids (mg/L)	Total Solids (mg/L)
12/11/2013	96.4	<.005	<.0002	0.0021	<.0005	0.0007	0.0518	132	605	4.08	7.38	5.5	340	360
3/12/2014	140	0.11	<.0002	0.003	<.0005	<.001	0.087	130	804	1.77	7.53	7.8	450	470
6/11/2014	137	0.089	<.0002	0.003	<.0005	<.001	0.057	121	751	0.63	7.58	5.0	430	450
9/10/2014	100	0.113	<.0002	0.002	0.0006	<.001	0.060	108	644	0.29	7.57	7.1	370	370
12/10/2014	178	<.010	<.0001	0.005	<.0003	<.001	0.059	158	824	0.19	7.68	6.8	440	470
3/10/2015	113	0.099	<.0001	0.005	<.0003	0.001	0.085	97.6	856	0.87	7.57	6.9	440	460
6/24/2015	138	0.072	<.0001	0.004	<.0003	<.001	0.057	100	786	0.22	7.00	6.1		410
9/16/2015	102	0.086	<.0001	0.004	0.0008	0.002	0.074	119	630	0.15	7.72	16	350	380
12/10/2015	119	0.051	<.0001	0.003	0.0003	<.001	0.100	130	603	0.21	7.40	7.2	360	370
3/10/2016	210	0.061	<.0001	<.002	0.0006	<.001	0.075	182	1020	0.17	7.57	5.3	530	550
6/16/2016	168	0.024	<.0001	<.005	<.001	<.001	0.128	153	853	0.08	7.83	4.6	460	490
9/16/2016	96.8	0.056	<.0001	0.009	0.0008	0.002	0.112	71.8	488	0.13	7.12	6.3	280	290
12/15/2016	129	0.024	<.0001	0.003	0.0006	<.001	0.071	163	742	3.94	7.48	9.19	360	390
3/21/2017	158	0.237	<.0001	0.005	0.0010	<.001	0.071	156	870	0.77	7.59	7.67	490	520
6/15/2017	173	0.018	<.0001	0.003	0.0005	<.001	0.084	157	838	0.12	7.27	6.7	450	480
9/15/2017	86.8	0.070	<.0001	0.0031	<.0003	<.001	0.079	86.2	592	0.66	7.41	7.48	330	350
12/8/2017	92.3	0.068	<.0001	0.0037	<.0003	<.001	0.092	115	575	0.17	7.23	8.07	310	300
3/20/2018	228	0.054	<.0001	0.0043	0.0003	<.001	0.051	175	1320	1.99	7.68	6.59	740	750
6/13/2018	114	0.060	<.0001	0.0048	<.0003	0.001	0.086	106	728	1.55	7.59	6.84	400	410
9/20/2018	129	0.057	<.0001	0.0050	<.0003	0.004	0.078	102	760	0.14	7.64	6.21	430	430
12/5/2018	225	0.038	<.0001	0.0036	<.0003	<.001	0.044	245	1050	0.14	7.68	4.69	570	610

Appendix B - Ambient Metals Summary

Date	Hardness CaCo3 (mg/L)	Aluminum (mg/L)	Cadmium (mg/L)	Copper (mg/L)	Lead (mg/L)	Nickel (mg/L)	Zinc (mg/L)	Alkalinity CaCo3 (mg/L)	Conductivity (umhos/cm)	Ammonia (as N) (mg/L)	pH	Tot. Org Carbon (mg/L)	Total Metals Digestion
12/11/2013	105	0.040	<.0002	0.0156	0.0013	0.0005	0.0031	101	283	0.08	7.87	2.8	Completed
3/12/2014	160	0.124	<.0002	0.001	<.0005	<.001	0.004	145	444	0.07	8.04	3.5	Completed
6/11/2014	109	0.179	<.0002	0.003	0.0007	0.004	0.003	112	300	0.15	7.93	3.3	Completed
9/11/2014	134	0.459	<.0002	0.002	0.0019	0.066	0.007	130	421	0.15	8.18	3.8	Completed
12/10/2014	103	0.151	<.0001	0.001	0.0004	<.001	0.006	98.9	278	0.05	7.80	3.7	Completed
3/11/2015	157	0.104	<.0001	0.004	<.0003	<.001	0.013	137	579	0.17	8.03	4.0	Completed
6/24/2015	89.2	0.261	<.0001	<.002	0.0012	<.001	0.003	82.7	245	<.05	7.79	5.6	Completed
9/18/2015	152	0.083	<.0001	0.002	<.0003	<.001	0.002	154	451	<.05	8.06	14	Completed
12/11/2015	134	0.080	<.0001	<.002	<.0003	<.001	0.002	121	285	<.05	7.70	3.4	Completed
3/9/2016	116	0.089	<.0001	<.002	<.0003	<.001	0.003	105	314	<.05	7.58	2.3	Completed
6/16/2016	117	0.067	<.0001	<.005	0.001	<.001	0.239	115	348	0.09	7.49	3.5	Completed
9/16/2016	242	0.011	<.0001	<.002	<.0003	<.001	<.002	174	544	0.06	7.99	3.7	Completed
12/15/2016	121	0.051	<.0001	<.002	0.0004	<.001	0.002	115	332	0.15	7.66	3.52	Completed
3/21/2017	118	0.070	<.0001	<.002	0.0007	<.001	<.002	112	356	0.15	7.99	2.75	Completed
6/15/2017	114	0.151	<.0001	<.002	0.0004	<.001	<.002	119	325	0.09	7.54	4.5	Completed
9/14/2017	117	0.158	<.0001	0.0021	0.0003	<.001	0.003	126	370	0.18	8.11	4.80	Completed
12/7/2017	123	0.148	<.0001	0.0022	<.0003	<.001	0.003	118	383	0.10	7.74	3.67	Completed
3/20/2018	120	0.061	<.0001	0.0017	<.0003	0.011	0.002	108	415	<.05	7.95	2.33	Completed
6/13/2018	164	0.122	<.0001	0.0027	<.0003	<.001	0.004	142	472	0.14	8.08	3.87	Completed
9/20/2018	132	0.118	<.0001	0.0018	<.0003	<.001	0.008	123	384	<.05	-	3.99	Completed
12/5/2018	105	0.104	<.0002	<.002	<.0003	<.001	<.004	106	337	<.05	7.76	<.50	Completed

**APPENDIX C**  
**METALS REASONABLE POTENTIAL AND LIMITS CALCULATIONS**

Metal	Q <sub>d</sub>	C <sub>d</sub> <sup>1</sup>		Q <sub>s</sub>	C <sub>s</sub> <sup>2</sup>	Q <sub>r</sub>	C <sub>r</sub>		Criteria		Acute Reasonable Potential	Chronic Reasonable Potential	Limits	
	cfs	Acute (µg/l)	Chronic (µg/l)	cfs	µg/l	cfs	Acute (µg/l)	Chronic (µg/l)	Acute (µg/l)	Chronic (µg/l)	C <sub>d</sub> & C <sub>r</sub> > Criteria	C <sub>d</sub> & C <sub>r</sub> > Criteria	Acute (µg/l)	Chronic (µg/l)
Aluminum	1.93	162.0	162.0	38.85	104.0	40.79	106.75	106.8	750	87	N	Y	N/A	87.0
Cadmium		0.0	0.0		0.0		0.00	0.00	2.58	0.31	N	N	N/A	N/A
Copper		6.5	6.5		1.0		1.26	1.26	16.68	10.93	N	N	N/A	N/A
Lead		0.9	0.9		0.0		0.04	0.04	103.44	4.03	N	N	N/A	N/A
Nickel		2.7	2.7		0.0		0.13	0.13	549.07	61.05	N	N	N/A	N/A
Zinc		115.1	115.1		3.0		8.32	8.3	140.25	140.25	N	N	N/A	N/A

<sup>1</sup>Values represent the 95<sup>th</sup> percentile (for n ≥ 10) or maximum (for n < 10) concentrations from the DMR data and/or WET testing data during the review period (see Attachments B & F). If the metal already has a limit (for either acute or chronic conditions), the value represents the existing limit.

<sup>2</sup>Median concentration for the receiving water just upstream of the facility's discharge taken from the WET testing data during the review period (see Attachment B).

# Appendix D - Ammonia 95th Percentile Calculations

Reasonable Potential Analysis  
no ND, >10 data points, Lognormal distribution

warm weather data


Dilution Factor: 21.1

Date	Am (mg/L)	Y/lnAm (mg/L)
4/30/2014	1.2	0.182
5/31/2014	0.43	-0.844
6/30/2014	0.49	-0.713
7/31/2014	0.29	-1.237
8/31/2014	0.29	-1.237
9/30/2014	0.33	-1.108
10/31/2014	0.61	-0.494
4/30/2015	0.42	-0.867
5/31/2015	0.21	-1.560
6/30/2015	0.12	-2.120
7/31/2015	0.67	-0.400
8/31/2015	0.2	-1.609
9/30/2015	0.3	-1.204
10/31/2015	0.23	-1.469
4/30/2016	0.1	-2.302
5/31/2016	0.04	-3.218
6/30/2016	0.08	-2.525
7/31/2016	0.14	-1.968
8/31/2016	0.11	-1.772
9/30/2016	0.17	-1.772
10/31/2016	0.81	-0.494
4/30/2017	0.2	-1.609
5/31/2017	0.19	-1.660
6/30/2017	0.13	-2.040
7/31/2017	0.63	-0.452
8/31/2017	1	0.000
9/30/2017	0.83	-0.185
10/31/2017	0.33	-1.108
4/30/2018	8.1	2.091
5/31/2018	5.3	1.667
6/30/2018	1.3	0.587
7/31/2018	0.34	-1.078
8/31/2018	0.64	-0.446
9/30/2018	0.25	-1.347
10/31/2018	0.12	-2.120

Am - (Lognormal distribution, no ND)

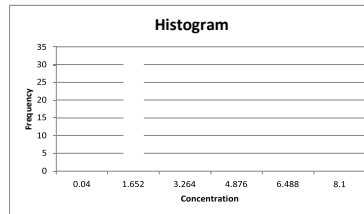
<b>Estimated Daily Maximum Effluent Concentration</b>	
k = number of daily samples =	35
$\mu_y$ = Avg of Nat. Log of daily Discharge =	-1.04142
$s_y$ = Std Dev. of Nat Log of daily discharge =	1.09104
$\sigma_y^2$ = estimated variance = (SUM[( $y_i - \mu_y$ ) <sup>2</sup> ] / (k-1) =	1.190377393
cv(x) = Coefficient of Variation =	-1.04765082
<b>99th Percentile Daily Max Estimate = exp (<math>\mu_y + 2.326 \cdot s_y</math>)</b>	
Estimated Daily Max 99th percentile =	4.4654 mg/L
Estimated Daily Max including Dilution Factor =	0.2116 mg/L
<b>95th Percentile Daily Max Estimate = exp (<math>\mu_y + 1.645 \cdot s_y</math>)</b>	
Estimated Daily Max =	2.1241 mg/L
Estimated Daily Max including Dilution Factor =	0.1007 mg/L

max	8.1
min	0.04
number of bins	10 *not including min bin - bin 0 (so total of 11)
bin separation	0.806
Bin	count
0	0.04
1	0.846
2	1.652
3	2.458
4	3.264
5	4.07
6	4.876
7	5.682
8	6.488
9	7.294
10	8.1



Histogram 2

max	8.1
min	0.04
number of bins	5 *not including min bin - bin 0 (so total of 6)
bin separation	1.612
Bin	count
0	0.04
1	1.652
2	3.264
3	4.876
4	6.488
5	8.1



MASSACHUSETTS DEPARTMENT OF  
ENVIRONMENTAL PROTECTION  
COMMONWEALTH OF MASSACHUSETTS  
1 WINTER STREET  
BOSTON, MASSACHUSETTS 02108

UNITED STATES ENVIRONMENTAL  
PROTECTION AGENCY – REGION 1  
WATER DIVISION  
5 POST OFFICE SQUARE  
BOSTON, MASSACHUSETTS 02109

JOINT PUBLIC NOTICE OF A DRAFT NATIONAL POLLUTANT DISCHARGE  
ELIMINATION SYSTEM (NPDES) PERMIT TO DISCHARGE INTO WATERS OF THE  
UNITED STATES UNDER SECTIONS 301 AND 402 OF THE CLEAN WATER ACT, AS  
AMENDED, AND SECTIONS 27 AND 43 OF THE MASSACHUSETTS CLEAN WATERS  
ACT, AS AMENDED, AND REQUEST FOR STATE CERTIFICATION UNDER SECTION  
401 OF THE CLEAN WATER ACT.

PUBLIC NOTICE PERIOD: June 21, 2019 – July 22, 2019

PERMIT NUMBER: **MA0100153**

PUBLIC NOTICE NUMBER: MA-012-19

NAME AND MAILING ADDRESS OF APPLICANT:

Town of Lee  
32 Main Street  
P.O. Box 630  
Lee, MA 01238

NAME AND ADDRESS OF THE FACILITY WHERE DISCHARGE OCCURS:

Lee Wastewater Treatment Plant  
379 Pleasant Street  
Lee, MA 01238

RECEIVING WATER: Housatonic River (Class B)

The U.S. Environmental Protection Agency (EPA) and the Massachusetts Department of Environmental Protection (MassDEP) have cooperated in the development of a draft permit for the Lee WWTP, which discharges treated domestic wastewater. Sludge from this facility is transported to the Mattabassett Wastewater Treatment Plant in Connecticut for incineration. The effluent limits and permit conditions imposed have been drafted to assure compliance with the Clean Water Act, 33 U.S.C. sections 1251 et seq., the Massachusetts Clean Waters Act, G.L. c. 21, §§ 26-53, 314 CMR 3.00, and State Surface Water Quality Standards at 314 CMR 4.00. EPA has requested that the State certify this draft permit pursuant to Section 401 of the Clean Water Act and expects that the draft permit will be certified.

INFORMATION ABOUT THE DRAFT PERMIT:

The draft permit and explanatory fact sheet may be obtained at no cost at [http://www.epa.gov/region1/npdes/draft\\_permits\\_listing\\_ma.html](http://www.epa.gov/region1/npdes/draft_permits_listing_ma.html) or by contacting:

Doug MacLean  
U.S. Environmental Protection Agency – Region 1  
5 Post Office Square, Suite 100 (06-4)  
Boston, MA 02109-3912  
Telephone: (617) 918-1608  
[maclean.douglas@epa.gov](mailto:maclean.douglas@epa.gov)

The administrative record containing all documents relating to this draft permit including all data submitted by the applicant may be inspected at the EPA Boston office mentioned above between 9:00 a.m. and 5:00 p.m., Monday through Friday, except holidays.

#### PUBLIC COMMENT AND REQUEST FOR PUBLIC HEARING:

All persons, including applicants, who believe any condition of this draft permit is inappropriate, must raise all issues and submit all available arguments and all supporting material for their arguments in full by **July 22, 2019**, to the address or email address listed above. Any person, prior to such date, may submit a request in writing to EPA and MassDEP for a public hearing to consider this draft permit. Such requests shall state the nature of the issues proposed to be raised in the hearing. A public hearing may be held after at least thirty days public notice whenever the Regional Administrator finds that response to this notice indicates significant public interest. In reaching a final decision on this draft permit, the Regional Administrator will respond to all significant comments and make the responses available to the public at EPA's Boston office.

#### FINAL PERMIT DECISION:

Following the close of the comment period, and after a public hearing, if such hearing is held, the Regional Administrator will issue a final permit decision and forward a copy of the final decision to the applicant and each person who has submitted written comments or requested notice.

LEALDON LANGLEY, DIRECTOR  
WETLANDS AND WASTEWATER  
PROGRAM  
MASSACHUSETTS DEPARTMENT OF  
ENVIRONMENTAL PROTECTION

KEN MORAFF, DIRECTOR  
WATER DIVISION  
EPA-REGION 1