

**AUTHORIZATION TO DISCHARGE UNDER THE
NATIONAL POLLUTANT DISCHARGE ELIMINATION SYSTEM**

In compliance with the provisions of the Federal Clean Water Act as amended, 33 U.S.C. §§ 1251 et seq. (the "CWA"),

Town of Winchendon, Massachusetts

is authorized to discharge from the facility located at

**Winchendon Water Pollution Control Facility (WPCF)
637 River Street
Winchendon, Massachusetts 01475**

to receiving water named

**Millers River
Millers River Watershed**

in accordance with effluent limitations, monitoring requirements and other conditions set forth herein.

This permit shall become effective on the first day of the calendar month immediately following 60 days after signature.¹

This permit expires at midnight, five years from the last day of the month preceding the effective date.

This permit supersedes the permit issued on February 25, 2011.

This permit consists of **Part I** including the cover page(s), **Attachment A** (Freshwater Acute Toxicity Test Procedure and Protocol, February 2011), **Attachment B** (Freshwater Chronic Toxicity Test Procedure and Protocol, March 2013), and **Part II** (NPDES Part II Standard Conditions, April 2018).

Signed this day of

KENNETH Digitally signed by
KENNETH MORAFF
Date: 2021.08.10
14:27:56 -0400
MORAFF

Ken Moraff, Director
Water Division
Environmental Protection Agency
Region 1
Boston, MA

¹ Procedures for appealing EPA's Final Permit decision may be found at 40 CFR § 124.19.

PART I**A. EFFLUENT LIMITATIONS AND MONITORING REQUIREMENTS**

1. During the period beginning on the effective date and lasting through the expiration date, the Permittee is authorized to discharge treated effluent through Outfall Serial Number 001 to Millers River. The discharge shall be limited and monitored as specified below; the receiving water and the influent shall be monitored as specified below.

Effluent Characteristic	Effluent Limitation			Monitoring Requirements ^{1,2,3}	
	Average Monthly	Average Weekly	Maximum Daily	Measurement Frequency	Sample Type ⁴
Rolling Average Effluent Flow ⁵	1.1 MGD ⁵	---	---	Continuous	Recorder
Effluent Flow ⁵	Report MGD	---	Report MGD	Continuous	Recorder
BOD ₅ (June 1 - October 31)	15 mg/L 138 lb/day	25 mg/L Report lb/day	30 mg/L	2/Week	Composite
BOD ₅ (November 1 - May 31)	15 mg/L 138 lb/day	25 mg/L Report lb/day	Report mg/L	1/Week	Composite
BOD ₅ Removal	≥ 85 %	---	---	---	Calculation
TSS (June 1 - October 31)	15 mg/L 138 lb/day	25 mg/L Report lb/day	30 mg/L	2/Week	Composite
TSS (November 1 - May 31)	15 mg/L 138 lb/day	25 mg/L Report lb/day	Report mg/L	1/Week	Composite
TSS Removal	≥ 85 %	---	---	---	Calculation
pH Range ⁶	6.5 - 8.3 S.U.			1/Day	Grab
<i>Escherichia coli</i> ⁷ (April 1 – October 31)	126 cfu/100 mL	---	409 cfu/100 mL	2/Week	Grab
Total Copper	2.1 µg/L	---	2.6 µg/L	1/Month	Composite
Total Lead ⁸	0.4 µg/L [0.5 µg/L compliance level]	---	---	1/Month	Composite
Total Aluminum ⁹	87 µg/L	---	---	1/Month	Composite
Ammonia Nitrogen (June 1 - October 31)	4 mg/L 37 lb/day	6 mg/L	8 mg/L	2/Month	Composite

Effluent Characteristic	Effluent Limitation			Monitoring Requirements ^{1,2,3}	
	Average Monthly	Average Weekly	Maximum Daily	Measurement Frequency	Sample Type ⁴
Ammonia Nitrogen (November 1 - May 31)	Report mg/L	---	Report mg/L	1/Month	Composite
Total Phosphorus (April 1 – October 31)	0.35 mg/L Report lb/day	---	Report mg/L	1/Week	Composite
Total Phosphorus (November 1 – March 31)	Report mg/L Report lb/day	---	Report mg/L	1/Month	Composite
Total Kjeldahl Nitrogen ¹⁰	Report mg/L	---	Report mg/L	1/Week	Composite
Nitrate + Nitrite ¹⁰	Report mg/L	---	Report mg/L	1/Week	Composite
Total Nitrogen ¹⁰	Report mg/L Report lb/day	---	Report mg/L	1/Week	Calculation
Rolling Average Total Nitrogen ¹¹	92 lb/day	---	---	1/Week	Calculation
Perfluorohexanesulfonic acid (PFHxS) ¹²	---	---	Report ng/L	1/Quarter	Composite
Perfluorononanoic acid (PFNA) ¹²	---	---	Report ng/L	1/Quarter	Composite
Perfluorooctanesulfonic acid (PFOS) ¹²	---	---	Report ng/L	1/Quarter	Composite
Perfluorooctanoic acid (PFOA) ¹²	---	---	Report ng/L	1/Quarter	Composite
Perfluoroheptanoic acid (PFHpA) ¹²	---	---	Report ng/L	1/Quarter	Composite
Perfluorodecanoic acid (PFDA) ¹²	---	---	Report ng/L	1/Quarter	Composite
Whole Effluent Toxicity (WET) Testing^{13,14}					
LC ₅₀	---	---	≥ 100%	1/Quarter	Composite
C-NOEC	---	---	≥ 28%	1/Quarter	Composite
Hardness	---	---	Report mg/L	1/Quarter	Composite
Ammonia Nitrogen	---	---	Report mg/L	1/Quarter	Composite
Total Aluminum	---	---	Report mg/L	1/Quarter	Composite
Total Cadmium	---	---	Report mg/L	1/Quarter	Composite
Total Copper	---	---	Report mg/L	1/Quarter	Composite
Total Nickel	---	---	Report mg/L	1/Quarter	Composite
Total Lead	---	---	Report mg/L	1/Quarter	Composite
Total Zinc	---	---	Report mg/L	1/Quarter	Composite
Total Organic Carbon	---	---	Report mg/L	1/Quarter	Composite

Ambient Characteristic ¹⁵	Reporting Requirements			Monitoring Requirements ^{1,2,3}	
	Average Monthly	Average Weekly	Maximum Daily	Measurement Frequency	Sample Type ⁴
Hardness	---	---	Report mg/L	1/Quarter	Grab
Ammonia Nitrogen	---	---	Report mg/L	1/Quarter	Grab
Total Aluminum	---	---	Report mg/L	1/Quarter	Grab
Total Cadmium	---	---	Report mg/L	1/Quarter	Grab
Total Copper	---	---	Report mg/L	1/Quarter	Grab
Total Nickel	---	---	Report mg/L	1/Quarter	Grab
Total Lead	---	---	Report mg/L	1/Quarter	Grab
Total Zinc	---	---	Report mg/L	1/Quarter	Grab
Total Organic Carbon	---	---	Report mg/L	1/Quarter	Grab
Dissolved Organic Carbon ¹⁶	---	---	Report mg/L	1/Quarter	Grab
pH ¹⁷	---	---	Report S.U.	1/Quarter	Grab
Temperature ¹⁷	---	---	Report °C	1/Quarter	Grab
Total Phosphorus ¹⁸ (April 1 - October 31)	---	---	Report mg/L	1/Month	Grab

Influent Characteristic	Reporting Requirements			Monitoring Requirements ^{1,2,3}	
	Average Monthly	Average Weekly	Maximum Daily	Measurement Frequency	Sample Type ⁴
BOD ₅	Report mg/L	---	---	2/Month	Composite
TSS	Report mg/L	---	---	2/Month	Composite
Perfluorohexanesulfonic acid (PFHxS) ¹²	---	---	Report ng/L	1/Quarter	Composite
Perfluorononanoic acid (PFNA) ¹²	---	---	Report ng/L	1/Quarter	Composite
Perfluorooctanesulfonic acid (PFOS) ¹²	---	---	Report ng/L	1/Quarter	Composite
Perfluorooctanoic acid (PFOA) ¹²	---	---	Report ng/L	1/Quarter	Composite
Perfluoroheptanoic acid (PFHpA) ¹²	---	---	Report ng/L	1/Quarter	Composite
Perfluorodecanoic acid (PFDA) ¹²	---	---	Report ng/L	1/Quarter	Composite

Sludge Characteristic	Reporting Requirements			Monitoring Requirements ^{1,2,3}	
	Average Monthly	Average Weekly	Maximum Daily	Measurement Frequency	Sample Type ⁴
Perfluorohexanesulfonic acid (PFHxS) ¹⁹	---	---	Report ng/g	1/Quarter	Grab/Composite ²⁰
Perfluorononanoic acid (PFNA) ¹⁹	---	---	Report ng/g	1/Quarter	Grab/Composite ²⁰
Perfluorooctanesulfonic acid (PFOS) ¹⁹	---	---	Report ng/g	1/Quarter	Grab/Composite ²⁰
Perfluorooctanoic acid (PFOA) ¹⁹	---	---	Report ng/g	1/Quarter	Grab/Composite ²⁰
Perfluoroheptanoic acid (PFHpA) ¹⁹	---	---	Report ng/g	1/Quarter	Grab/Composite ²⁰
Perfluorodecanoic acid (PFDA) ¹⁹	---	---	Report ng/g	1/Quarter	Grab/Composite ²⁰

Footnotes:

1. All samples shall be collected in a manner to yield representative data. A routine sampling program shall be developed in which samples are taken at the same location, same time and same days of the week each month. Occasional deviations from the routine sampling program are allowed, but the reason for the deviation shall be documented as an electronic attachment to the applicable discharge monitoring report. The Permittee shall report the results to the Environmental Protection Agency Region 1 (EPA) and the State of any additional testing above that required herein, if testing is in accordance with 40 CFR Part 136.
2. In accordance with 40 CFR § 122.44(i)(1)(iv), the Permittee shall monitor according to sufficiently sensitive test procedures (i.e., methods) approved under 40 CFR Part 136 or required under 40 CFR chapter I, subchapter N or O, for the analysis of pollutants or pollutant parameters (except WET). A method is “sufficiently sensitive” when: 1) The method minimum level (ML) is at or below the level of the effluent limitation established in the permit for the measured pollutant or pollutant parameter; or 2) The method has the lowest ML of the analytical methods approved under 40 CFR Part 136 or required under 40 CFR chapter I, subchapter N or O for the measured pollutant or pollutant parameter. The term “minimum level” refers to either the sample concentration equivalent to the lowest calibration point in a method or a multiple of the method detection limit (MDL), whichever is higher. Minimum levels may be obtained in several ways: They may be published in a method; they may be based on the lowest acceptable calibration point used by a laboratory; or they may be calculated by multiplying the MDL in a method, or the MDL determined by a laboratory, by a factor.
3. When a parameter is not detected above the ML, the Permittee must report the data qualifier signifying less than the ML for that parameter (e.g., < 50 µg/L, if the ML for a parameter is 50 µg/L). For reporting an average based on a mix of values detected and not detected, assign a value of “0” to all non-detects for that reporting period and report the average of all the results.
4. A “grab” sample is an individual sample collected in a period of less than 15 minutes.

A “composite” sample is a composite of at least twenty-four (24) grab samples taken during one consecutive 24-hour period, either collected at equal intervals and combined proportional to flow or continuously collected proportional to flow.
5. The limit is a rolling annual average, reported in million gallons per day (MGD), which will be calculated as the arithmetic mean of the monthly average flow for the reporting month and the monthly average flows of the

previous eleven months. Also report monthly average and maximum daily flow in MGD.

6. The pH shall be within the specified range at all times. The minimum and maximum pH sample measurement values for the month shall be reported in standard units (S.U.).
7. The monthly average limit for *Escherichia coli* (*E. coli*) is expressed as a geometric mean. *E. coli* monitoring shall be conducted concurrently with TRC monitoring, if TRC monitoring is required.
8. Lead analysis must be completed using a test method in 40 CFR Part 136 that achieves a minimum level no greater than 0.5 µg/L. The compliance level shall be 0.5 µg/L. The limit shall become effective in accordance with the compliance schedule found at Part I.G.3.
9. See Part I.G.4 for aluminum compliance schedule.
10. Total Kjeldahl nitrogen and nitrate + nitrite samples shall be collected concurrently. The results of these analyses shall be used to calculate both the concentration and mass loadings of total nitrogen, as follows.

Total Nitrogen (mg/L) = Total Kjeldahl Nitrogen (mg/L) + Nitrate + Nitrite (mg/L)

Total Nitrogen (lb/day) = [(average monthly Total Nitrogen (mg/L) * total monthly effluent flow (Millions of Gallons (MG)) / # of days in the month] * 8.34

11. The rolling annual total nitrogen limit is an annual average mass-based limit (lb/day), which shall be reported as a rolling 12-month average. The value will be calculated as the arithmetic mean of the monthly average total nitrogen for the reporting month and the monthly average total nitrogen for the previous 11 months. Report both the rolling annual average and the monthly average each month.

See Part I.G.1 for special conditions related to nitrogen.

12. Report in nanograms per liter (ng/L). This reporting requirement for the listed per- and polyfluoroalkyl substances (PFAS) parameters takes effect the first full calendar quarter following 6 months after EPA notifies the Permittee that an EPA multi-lab validated method for wastewater is available.
13. The Permittee shall conduct acute toxicity tests (LC₅₀) and chronic toxicity tests (C-NOEC) in accordance with test procedures and protocols specified in **Attachment A and B** of this permit. LC₅₀ and C-NOEC are defined in

Part II.E. of this permit. The Permittee shall test the daphnid, *Ceriodaphnia dubia*, and the fathead minnow, *Pimephales promelas*. Toxicity test samples shall be collected and tests completed during the same weeks each time of calendar quarters ending March 31st, June 30th, September 30th, and December 31st. The complete report for each toxicity test shall be submitted as an attachment to the DMR submittal which includes the results for that toxicity test.

14. For Part I.A.1., Whole Effluent Toxicity Testing, the Permittee shall conduct the analyses specified in **Attachment A and B**, Part VI. CHEMICAL ANALYSIS for the effluent sample. If toxicity test(s) using the receiving water as diluent show the receiving water to be toxic or unreliable, the Permittee shall follow procedures outlined in **Attachment A and B**, Section IV., DILUTION WATER. Minimum levels and test methods are specified in **Attachment A and B**, Part VI. CHEMICAL ANALYSIS.
15. For Part I.A.1., Ambient Characteristic, the Permittee shall conduct the analyses specified in **Attachment A and B**, Part VI. CHEMICAL ANALYSIS for the receiving water sample collected as part of the WET testing requirements. Such samples shall be taken from the receiving water at a point immediately upstream of the permitted discharge's zone of influence at a reasonably accessible location, as specified in **Attachment A and B**. Minimum levels and test methods are specified in **Attachment A and B**, Part VI. CHEMICAL ANALYSIS.
16. Monitoring and reporting for dissolved organic carbon (DOC) are not requirements of the Whole Effluent Toxicity (WET) tests but are additional requirements. The Permittee may analyze the WET samples for DOC or may collect separate samples for DOC concurrently with WET sampling.
17. A pH and temperature measurement shall be taken of each receiving water sample at the time of collection and the results reported on the appropriate DMR. These pH and temperature measurements are independent from any pH and temperature measurements required by the WET testing protocols.
18. See Part I.G.2 for special conditions regarding ambient phosphorus monitoring.
19. Report in nanograms per gram (ng/g). This reporting requirement for the listed PFAS parameters takes effect the first full calendar quarter following 6 months after EPA notifies the Permittee that an EPA multi-lab validated method for sludge is available.
20. Sludge sampling shall be as representative as possible based on guidance found at <https://www.epa.gov/sites/production/files/2018-11/documents/potw-sludge-sampling-guidance-document.pdf>.

Part I.A. continued.

2. The discharge shall not cause a violation of the water quality standards of the receiving water.
3. The discharge shall be free from pollutants in concentrations or combinations that, in the receiving water, settle to form objectionable deposits; float as debris, scum or other matter to form nuisances; produce objectionable odor, color, taste or turbidity; or produce undesirable or nuisance species of aquatic life.
4. The discharge shall be free from pollutants in concentrations or combinations that adversely affect the physical, chemical, or biological nature of the bottom.
5. The discharge shall not result in pollutants in concentrations or combinations in the receiving water that are toxic to humans, aquatic life or wildlife.
6. The discharge shall be free from floating, suspended and settleable solids in concentrations or combinations that would impair any use assigned to the receiving water.
7. The discharge shall be free from oil, grease and petrochemicals that produce a visible film on the surface of the water, impart an oily taste to the water or an oily or other undesirable taste to the edible portions of aquatic life, coat the banks or bottom of the water course, or are deleterious or become toxic to aquatic life.
8. The Permittee must provide adequate notice to EPA-Region 1 and the State of the following:
 - a. Any new introduction of pollutants into the POTW from an indirect discharger which would be subject to Part 301 or Part 306 of the Clean Water Act if it were directly discharging those pollutants or in a primary industry category (see 40 CFR Part 122 Appendix A as amended) discharging process water; and
 - b. Any substantial change in the volume or character of pollutants being introduced into that POTW by a source introducing pollutants into the POTW at the time of issuance of the permit.
 - c. For purposes of this paragraph, adequate notice shall include information on:
 - (1) The quantity and quality of effluent introduced into the POTW; and
 - (2) Any anticipated impact of the change on the quantity or quality of effluent to be discharged from the POTW.
9. Pollutants introduced into the POTW by a non-domestic source (user) shall not pass through the POTW or interfere with the operation or performance of the works.

B. UNAUTHORIZED DISCHARGES

1. This permit authorizes discharges only from the outfall listed in Part I.A.1, in accordance with the terms and conditions of this permit. Discharges of wastewater from any other point sources, including sanitary sewer overflows (SSOs), are not authorized by this permit in accordance with Part II.D.1.e.(1) (24-hour reporting). See Part I.H below for reporting requirements.
2. The Permittee must provide notification to the public within 24 hours of becoming aware of any unauthorized discharge, except SSOs that do not impact a surface water or the public, on a publicly available website, and it shall remain on the website for a minimum of 12 months. Such notification shall include the location and description of the discharge; estimated volume; the period of noncompliance, including exact dates and times, and, if the noncompliance has not been corrected, the anticipated time it is expected to continue.
3. Notification of SSOs to MassDEP shall be made on its SSO Reporting Form (which includes MassDEP Regional Office telephone numbers). The reporting form and instruction for its completion may be found on-line at <https://www.mass.gov/how-to/sanitary-sewer-overflowbypassbackup-notification>.

C. OPERATION AND MAINTENANCE OF THE SEWER SYSTEM

Operation and maintenance (O&M) of the sewer system shall be in compliance with the Standard Conditions of Part II and the following terms and conditions. The Permittee shall complete the following activities for the collection system which it owns:

1. Maintenance Staff

The Permittee shall provide an adequate staff to carry out the operation, maintenance, repair, and testing functions required to ensure compliance with the terms and conditions of this permit. Provisions to meet this requirement shall be described in the Collection System O&M Plan required pursuant to Section C.5. below.

2. Preventive Maintenance Program

The Permittee shall maintain an ongoing preventive maintenance program to prevent overflows and bypasses caused by malfunctions or failures of the sewer system infrastructure. The program shall include an inspection program designed to identify all potential and actual unauthorized discharges. Plans and programs to meet this requirement shall be described in the Collection System O&M Plan required pursuant to Section C.5. below.

3. Infiltration/Inflow

The Permittee shall control infiltration and inflow (I/I) into the sewer system as necessary to prevent high flow related unauthorized discharges from their collection systems and high flow related violations of the wastewater treatment plant's effluent limitations. Plans and

programs to control I/I shall be described in the Collection System O&M Plan required pursuant to Section C.5. below.

4. Collection System Mapping

Within 30 months of the effective date of this permit, the Permittee shall prepare a map of the sewer collection system it owns. The map shall be on a street map of the community, with sufficient detail and at a scale to allow easy interpretation. The collection system information shown on the map shall be based on current conditions and shall be kept up-to-date and available for review by federal, state, or local agencies. Such map(s) shall include, but not be limited to the following:

- a. All sanitary sewer lines and related manholes;
- b. All combined sewer lines, related manholes, and catch basins;
- c. All combined sewer regulators and any known or suspected connections between the sanitary sewer and storm drain systems (e.g. combination manholes);
- d. All outfalls, including the treatment plant outfall(s), CSOs, and any known or suspected SSOs, including stormwater outfalls that are connected to combination manholes;
- e. All pump stations and force mains;
- f. The wastewater treatment facility(ies);
- g. All surface waters (labeled);
- h. Other major appurtenances such as inverted siphons and air release valves;
- i. A numbering system which uniquely identifies manholes, catch basins, overflow points, regulators and outfalls;
- j. The scale and a north arrow; and
- k. The pipe diameter, date of installation, type of material, distance between manholes, and the direction of flow.

5. Collection System O&M Plan

The Permittee shall develop and implement a Collection System O&M Plan.

- a. Within six (6) months of the effective date of the permit, the Permittee shall submit to EPA and the State
 - (1) A description of the collection system management goals, staffing, information management, and legal authorities;

- (2) A description of the collection system and the overall condition of the collection system including a list of all pump stations and a description of recent studies and construction activities; and
 - (3) A schedule for the development and implementation of the full Collection System O&M Plan including the elements in paragraphs b.1. through b.8. below.
- b. The full Collection System O&M Plan shall be completed, implemented and submitted to EPA and the State within twenty-four (24) months from the effective date of this permit. The Plan shall include:
 - (1) The required submittal from paragraph 5.a. above, updated to reflect current information;
 - (2) A preventive maintenance and monitoring program for the collection system;
 - (3) Description of sufficient staffing necessary to properly operate and maintain the sanitary sewer collection system and how the operation and maintenance program is staffed;
 - (4) Description of funding, the source(s) of funding and provisions for funding sufficient for implementing the plan;
 - (5) Identification of known and suspected overflows and back-ups, including manholes. A description of the cause of the identified overflows and back-ups, corrective actions taken, and a plan for addressing the overflows and back-ups consistent with the requirements of this permit;
 - (6) A description of the Permittee's programs for preventing I/I related effluent violations and all unauthorized discharges of wastewater, including overflows and by-passes and the ongoing program to identify and remove sources of I/I. The program shall include an inflow identification and control program that focuses on the disconnection and redirection of illegal sump pumps and roof down spouts;
 - (7) An educational public outreach program for all aspects of I/I control, particularly private inflow; and
 - (8) An Overflow Emergency Response Plan to protect public health from overflows and unanticipated bypasses or upsets that exceed any effluent limitation in the permit.

6. Annual Reporting Requirement

The Permittee shall submit a summary report of activities related to the implementation of its Collection System O&M Plan during the previous calendar year. The report shall be submitted to EPA and the State annually by March 31. The first annual report is due the first

March 31st following submittal of the collection system O&M Plan required by Part I.C.5.b. of this permit. The summary report shall, at a minimum, include:

- a. A description of the staffing levels maintained during the year;
- b. A map and a description of inspection and maintenance activities conducted and corrective actions taken during the previous year;
- c. Expenditures for any collection system maintenance activities and corrective actions taken during the previous year;
- d. A map with areas identified for investigation/action in the coming year;
- e. A summary of unauthorized discharges during the past year and their causes and a report of any corrective actions taken as a result of the unauthorized discharges reported pursuant to the Unauthorized Discharges section of this permit; and
- f. If the average annual flow in the previous calendar year exceeded 80 percent of the facility's 1.1 MGD design flow (0.88 MGD), or there have been capacity related overflows, the report shall include:
 - (1) Plans for further potential flow increases describing how the Permittee will maintain compliance with the flow limit and all other effluent limitations and conditions; and
 - (2) A calculation of the maximum daily, weekly, and monthly infiltration and the maximum daily, weekly, and monthly inflow for the reporting year.

D. ALTERNATE POWER SOURCE

In order to maintain compliance with the terms and conditions of this permit, the Permittee shall provide an alternative power source(s) sufficient to operate the portion of the publicly owned treatment works it owns and operates, as defined in Part II.E.1 of this permit.

E. INDUSTRIAL USERS

1. The Permittee shall submit to EPA and the State the name of any Industrial User (IU) subject to Categorical Pretreatment Standards under 40 CFR § 403.6 and 40 CFR chapter I, subchapter N (Parts 405-415, 417-430, 432, 447, 449-451, 454, 455, 457-461, 463-469, and 471 as amended) who commences discharge to the facility after the effective date of this permit.

This reporting requirement also applies to any other IU who is classified as a Significant Industrial User which discharges an average of 25,000 gallons per day or more of process wastewater into the facility (excluding sanitary, noncontact cooling and boiler blowdown wastewater); contributes a process wastewater which makes up five (5) percent or more of the average dry weather hydraulic or organic capacity of the facility; or is designated as such

by the Control Authority as defined in 40 CFR § 403.3(f) on the basis that the industrial user has a reasonable potential to adversely affect the wastewater treatment facility's operation, or for violating any pretreatment standard or requirement (in accordance with 40 CFR § 403.8(f)(6)).

2. In the event that the Permittee receives originals of reports (baseline monitoring reports, 90-day compliance reports, periodic reports on continued compliance, etc.) from industrial users subject to Categorical Pretreatment Standards under 40 CFR § 403.6 and 40 CFR chapter I, subchapter N (Parts 405-415, 417-430, 432-447, 449-451, 454, 455, 457-461, 463-469, and 471 as amended), or from a Significant Industrial User, the Permittee shall forward the originals of these reports within ninety (90) days of their receipt to EPA, and copy the State.
3. Beginning the first full calendar quarter following 6 months after EPA has notified the Permittee that a multi-lab validated method for wastewater is available, the Permittee shall commence annual sampling of the following types of industrial discharges into the POTW:
 - Commercial Car Washes
 - Platers/Metal Finishers
 - Paper and Packaging Manufacturers
 - Tanneries and Leather/Fabric/Carpet Treaters
 - Manufacturers of Parts with Polytetrafluoroethylene (PTFE) or teflon type coatings (i.e. bearings)
 - Landfill Leachate
 - Centralized Waste Treaters
 - Contaminated Sites
 - Fire Fighting Training Facilities
 - Airports
 - Any Other Known or Expected Sources of PFAS

Sampling shall be for the following PFAS chemicals:

Industrial User Effluent Characteristic	Maximum Daily	Monitoring Requirements	
		Frequency	Sample Type
Perfluorohexanesulfonic acid (PFHxS)	Report ng/L	1/year	Composite
Perfluorononanoic acid (PFNA)	Report ng/L	1/year	Composite
Perfluorooctanesulfonic acid (PFOS)	Report ng/L	1/year	Composite
Perfluorooctanoic acid (PFOA)	Report ng/L	1/year	Composite
Perfluoroheptanoic acid (PFHpA)	Report ng/L	1/year	Composite
Perfluorodecanoic acid (PFDA)	Report ng/L	1/year	Composite

The industrial discharges sampled and the sampling results shall be summarized and submitted to EPA and copy the state as an electronic attachment to the March discharge monitoring report due April 15th of the calendar year following the testing.

F. SLUDGE CONDITIONS

1. The Permittee shall comply with all existing federal and state laws and regulations that apply to sewage sludge use and disposal practices, including EPA regulations promulgated at 40 CFR Part 503, which prescribe “Standards for the Use or Disposal of Sewage Sludge” pursuant to § 405(d) of the CWA, 33 U.S.C. § 1345(d).
2. If both state and federal requirements apply to the Permittee’s sludge use and/or disposal practices, the Permittee shall comply with the more stringent of the applicable requirements.
3. The requirements and technical standards of 40 CFR Part 503 apply to the following sludge use or disposal practices:
 - a. Land application - the use of sewage sludge to condition or fertilize the soil
 - b. Surface disposal - the placement of sewage sludge in a sludge only landfill
 - c. Sewage sludge incineration in a sludge only incinerator
4. The requirements of 40 CFR Part 503 do not apply to facilities which dispose of sludge in a municipal solid waste landfill. 40 CFR § 503.4. These requirements also do not apply to facilities which do not use or dispose of sewage sludge during the life of the permit but rather treat the sludge (e.g., lagoons, reed beds), or are otherwise excluded under 40 CFR § 503.6.
5. The 40 CFR Part 503 requirements include the following elements:
 - a. General requirements
 - b. Pollutant limitations
 - c. Operational Standards (pathogen reduction requirements and vector attraction reduction requirements)
 - d. Management practices
 - e. Record keeping
 - f. Monitoring
 - g. Reporting

Which of the 40 CFR Part 503 requirements apply to the Permittee will depend upon the use or disposal practice followed and upon the quality of material produced by a facility. The EPA Region 1 guidance document, “EPA Region 1 - NPDES Permit Sludge Compliance

Guidance” (November 4, 1999), may be used by the Permittee to assist it in determining the applicable requirements.²

6. The sludge shall be monitored for pollutant concentrations (all Part 503 methods) and pathogen reduction and vector attraction reduction (land application and surface disposal) at the following frequency. This frequency is based upon the volume of sewage sludge generated at the facility in dry metric tons per year, as follows:

less than 290	1/ year
290 to less than 1,500	1 /quarter
1,500 to less than 15,000	6 /year
15,000 +	1 /month

Sampling of the sewage sludge shall use the procedures detailed in 40 CFR § 503.8.

7. Under 40 CFR § 503.9(r), the Permittee is a “person who prepares sewage sludge” because it “is ... the person who generates sewage sludge during the treatment of domestic sewage in a treatment works” If the Permittee contracts with *another* “person who prepares sewage sludge” under 40 CFR § 503.9(r) – i.e., with “a person who derives a material from sewage sludge” – for use or disposal of the sludge, then compliance with Part 503 requirements is the responsibility of the contractor engaged for that purpose. If the Permittee does not engage a “person who prepares sewage sludge,” as defined in 40 CFR § 503.9(r), for use or disposal, then the Permittee remains responsible to ensure that the applicable requirements in Part 503 are met. 40 CFR § 503.7. If the ultimate use or disposal method is land application, the Permittee is responsible for providing the person receiving the sludge with notice and necessary information to comply with the requirements of 40 CFR § 503 Subpart B.
8. The Permittee shall submit an annual report containing the information specified in the 40 CFR Part 503 requirements (§ 503.18 (land application), § 503.28 (surface disposal), or § 503.48 (incineration)) by **February 19** (*see also* “EPA Region 1 - NPDES Permit Sludge Compliance Guidance”). Reports shall be submitted electronically using EPA’s Electronic Reporting tool (“NeT”) (*see* “Reporting Requirements” section below).

G. SPECIAL CONDITIONS

1. Total Nitrogen

- a. The Permittee shall optimize the treatment facility operations relative to total nitrogen (“TN”) removal through measures such as continued ammonia removal, maximization of solids retention time while maintaining compliance with BOD₅ and TSS limits, and/or other operational changes designed to enhance the removal of nitrogen in order to minimize the annual average mass discharge of total nitrogen.

² This guidance document is available upon request from EPA Region 1 and may also be found at: <http://www.epa.gov/region1/npdes/permits/generic/sludgeguidance.pdf>

- b. The Permittee shall submit an annual report to EPA and the MassDEP by February 1st of each year, that summarizes activities related to optimizing nitrogen removal efficiencies, documents the annual nitrogen discharge load from the facility, and tracks trends relative to the previous calendar year. If, in any year, the treatment facility discharges of TN on an average annual basis have increased, the annual report shall include a detailed explanation of the reasons why TN discharges have increased, including any changes in influent flows/loads and any operational changes. The report shall also include all supporting data.

2. Ambient Phosphorus Monitoring

Beginning in April of the first odd numbered year that occurs at least six months after permit issuance, and during odd numbered years thereafter, the Permittee shall collect monthly samples from April through October at a location in the receiving water upstream of the facility and analyze the samples for total phosphorus. Sampling shall be conducted on any calendar day that is preceded by at least 72 hours with less than or equal to 0.1 inches of cumulative rainfall. A sampling plan shall be submitted to EPA and the State (in accordance with Part I.H.2 and Part I.H.7, respectively) at least three months prior to the first planned sampling date as part of a Quality Assurance Project Plan for review and State approval. For the years that monitoring is not required, the Permittee shall report NODI code “9” (conditional monitoring not required).

3. Lead Compliance Schedule

The total recoverable lead limit will become effective 24 months from the effective date of the permit. For the period starting on the effective date of this permit and ending 24 months after the effective date, the Permittee shall report the monthly average and daily maximum lead concentration on the monthly DMR. The Permittee shall evaluate the ability of the existing treatment facilities, with small capital improvements, to achieve the monthly average lead limitation of 0.4 µg/L (the approved analytical methods have a minimum level of 0.5 µg/L; therefore, 0.5 µg/L will be the compliance level).

- a. The Permittee shall submit a report 12 months from the effective date of the permit that summarizes the evaluation and includes a determination of whether the existing facility is capable of reliably achieving these effluent limitations. The evaluation shall include an analysis of optimization of plant performance, including potential chemical dosing and an analysis of potential source reductions from industrial wastewater, septage, and Winchendon’s drinking water supply.
- b. The Permittee shall implement the findings of the report in order to optimize lead removal and comply with the lead limit.

If the Permittee determines that it is unable to comply with the limit based on the steps above, then the Permittee may request an enforcement order that allows for an extension of the compliance schedule to accommodate additional efforts to achieve compliance.

4. Aluminum Compliance Schedule

- a. The effluent limit for total aluminum shall be subject to a schedule of compliance whereby the limit takes effect three years after the effective date of the permit. For the period starting on the effective date of this permit and ending three (3) years after the effective date, the Permittee shall report only the monthly average aluminum concentration on the monthly DMR. After this initial three (3) year period, the Permittee shall comply with the monthly average total aluminum limit of 87 µg/L (“final aluminum effluent limit”). The Permittee shall submit an annual report due by January 15th of each of the first three (3) years of the permit that will detail its progress towards meeting the final aluminum effluent limit.
- b. If during the three-year period after the effective date of the permit, Massachusetts adopts revised aluminum criteria and EPA has not yet approved them, then the Permittee may request a permit modification, pursuant to 40 CFR § 122.62(a)(3), for a further delay in the effective date of the final aluminum effluent limits. If new criteria are approved by EPA before the effective date of the final aluminum effluent limit, the Permittee may apply for a permit modification, pursuant to 40 CFR § 122.62(a)(3), to revise the time to meet the final aluminum effluent limit and/or for revisions to the permit based on whether there is reasonable potential for the facility’s aluminum discharge to cause or contribute to a violation of the newly approved aluminum criteria.³

H. REPORTING REQUIREMENTS

Unless otherwise specified in this permit, the Permittee shall submit reports, requests, and information and provide notices in the manner described in this section.

1. Submittal of DMRs Using NetDMR

The Permittee shall continue to submit its monthly monitoring data in discharge monitoring reports (DMRs) to EPA and the State electronically using NetDMR no later than the 15th day of the month. When the Permittee submits DMRs using NetDMR, it is not required to submit hard copies of DMRs to EPA or the State. NetDMR is accessible through EPA’s Central Data Exchange at <https://cdx.epa.gov/>.

2. Submittal of Reports as NetDMR Attachments

Unless otherwise specified in this permit, the Permittee shall electronically submit all reports to EPA as NetDMR attachments rather than as hard copies. *See* Part I.H.6. for more information on State reporting. Because the due dates for reports described in this permit may not coincide with the due date for submitting DMRs (which is no later than the 15th day

³ The final effluent limit of 87 µg/L for aluminum may be modified prior to the end of the three-year compliance schedule if warranted by the new criteria and a reasonable potential analysis and consistent with anti-degradation requirements. Such a modification would not trigger anti-backsliding prohibitions, as reflected in CWA 402 § (o) and 40 CFR § 122.44(l), provided that such modification is finalized before the final limit takes effect.

of the month), a report submitted electronically as a NetDMR attachment shall be considered timely if it is electronically submitted to EPA using NetDMR with the next DMR due following the report due date specified in this permit.

3. Submittal of Biosolids/Sewage Sludge Reports

By February 19 of each year, the Permittee must electronically report their annual Biosolids/Sewage Sludge Report for the previous calendar year using EPA's NPDES Electronic Reporting Tool ("NeT"), or another approved EPA system, which is accessible through EPA's Central Data Exchange at <https://cdx.epa.gov/>.

4. Submittal of Requests and Reports to EPA Water Division (WD)

- a. The following requests, reports, and information described in this permit shall be submitted to the NPDES Applications Coordinator in EPA Water Division (WD):

- (1) Transfer of permit notice;
- (2) Request for changes in sampling location;
- (3) Request for reduction in testing frequency;
- (4) Report on unacceptable dilution water / request for alternative dilution water for WET testing.
- (5) Report of new industrial user commencing discharge
- (6) Report received from existing industrial user

- b. These reports, information, and requests shall be submitted to EPA WD electronically at R1NPDESReporting@epa.gov.

5. Submittal of Reports to EPA Enforcement and Compliance Assurance Division (ECAD) in Hard Copy Form

- a. The following notifications and reports shall be signed and dated originals, submitted as hard copy, with a cover letter describing the submission:

- (1) Written notifications required under Part II.B.4.c, for bypasses, and Part II.D.1.e, for sanitary sewer overflows (SSOs). Starting on 21 December 2025, such notifications must be done electronically using EPA's NPDES Electronic Reporting Tool ("NeT"), or another approved EPA system, which will be accessible through EPA's Central Data Exchange at <https://cdx.epa.gov/>.

- b. This information shall be submitted to EPA ECAD at the following address:

U.S. Environmental Protection Agency
Enforcement and Compliance Assurance Division
Water Compliance Section
5 Post Office Square, Suite 100 (04-SMR)
Boston, MA 02109-3912

6. State Reporting

Duplicate signed copies of all WET test reports shall be submitted to the Massachusetts Department of Environmental Protection, Division of Watershed Management, at the following address:

Massachusetts Department of Environmental Protection
Bureau of Water Resources
Division of Watershed Management
8 New Bond Street
Worcester, Massachusetts 01606

7. Verbal Reports and Verbal Notifications

- a. Any verbal reports or verbal notifications, if required in Parts I and/or II of this permit, shall be made to both EPA and to the State. This includes verbal reports and notifications which require reporting within 24 hours (e.g., Part II.B.4.c.(2), Part II.B.5.c.(3), and Part II.D.1.e).
- b. Verbal reports and verbal notifications shall be made to:

EPA ECAD at 617-918-1510
and
MassDEP Emergency Response at 888-304-1133

I. STATE PERMIT CONDITIONS

1. Pursuant to 314 CMR 3.11 (2)(a)6., and in accordance with MassDEP's obligation under 314 CMR 4.05(5)(e) to maintain surface waters free from pollutants in concentrations or combinations that are toxic to humans, aquatic life, or wildlife, beginning six (6) months after the permittee has been notified by EPA of a multi-lab validated method for wastewater, or two (2) years after the effective date of the 2021 Federal NPDES permit, whichever is earlier, the permittee shall conduct monitoring of the influent, effluent, and sludge for PFAS compounds as detailed in the tables below. If EPA's multi-lab validated method is not available by twenty (20) months after the effective date of the 2021 Federal NPDES permit, the permittee shall contact MassDEP (massdep.npdes@mass.gov) for guidance on an appropriate analytical method. Notwithstanding any other provision of the 2021 Federal NPDES Permit to the contrary, monitoring results shall be reported to MassDEP electronically, at massdep.npdes@mass.gov, or as otherwise specified, within 30 days after they are received.

Influent and Effluent (Outfall 001)

Parameter	Units	Measurement Frequency	Sample Type
Perfluorohexanesulfonic acid (PFHxS)	ng/L	Quarterly ⁴	24-hour Composite
Perfluoroheptanoic acid (PFHpA)	ng/L	Quarterly	24-hour Composite
Perfluorononanoic acid (PFNA)	ng/L	Quarterly	24-hour Composite
Perfluorooctanesulfonic acid (PFOS)	ng/L	Quarterly	24-hour Composite
Perfluorooctanoic acid (PFOA)	ng/L	Quarterly	24-hour Composite
Perfluorodecanoic acid (PFDA)	ng/L	Quarterly	24-hour Composite

Sludge

Parameter	Units	Measurement Frequency	Sample Type
Perfluorohexanesulfonic acid (PFHxS)	ng/g	Quarterly	Grab
Perfluoroheptanoic acid (PFHpA)	ng/g	Quarterly	Grab
Perfluorononanoic acid (PFNA)	ng/g	Quarterly	Grab
Perfluorooctanesulfonic acid (PFOS)	ng/g	Quarterly	Grab
Perfluorooctanoic acid (PFOA)	ng/g	Quarterly	Grab
Perfluorodecanoic acid (PFDA)	ng/g	Quarterly	Grab

2. Pursuant to 314 CMR 3.11 (2)(a)6., and in accordance with MassDEP's obligation under 314 CMR 4.05(5)(e) to maintain surface waters free from pollutants in concentrations or combinations that are toxic to humans, aquatic life, or wildlife, beginning six (6) months after permittee has been notified by EPA of a multi-lab validated method for wastewater, or two (2) years after the effective date of the 2021 Federal NPDES permit, whichever is earlier, the permittee shall commence annual monitoring of all Significant Industrial Users^{5,6} discharging into the POTW. Monitoring shall be in accordance with the table below. If EPA's multi-lab validated method is not available by twenty (20) months after the effective date of the 2021 Federal NPDES permit, the permittee shall contact MassDEP (massdep.npdes@mass.gov) for guidance on an appropriate analytical method. Notwithstanding any other provision of the 2021 Federal NPDES permit to the contrary, monitoring results shall be reported to MassDEP electronically at massdep.npdes@mass.gov within 30 days after they are received.

⁴ Quarters are defined as January to March, April to June, July to September, and October to December. Samples shall be taken during the same month each quarter and shall be taken 3 months apart (e.g., an example sampling schedule could be February, May, August, and November).

⁵ Significant Industrial User (SIU) is defined at 40 CFR part 403: All industrial users subject to Categorical Pretreatment Standards under 40 CFR 403.6 and 40 CFR chapter I, subpart N; **and** any other industrial user that: discharges an average of 25,000 GPD or more of process wastewater to the POTW, contributes a process wastestream that makes up 5% or more of the average dry weather hydraulic or organic capacity of the POTW, or designated as such by the POTW on the basis that the industrial users has a reasonable potential for adversely affecting the POTW's operation or for violating any Pretreatment Standards or requirement.

⁶ This requirement applies to all Significant Industrial Users and not just those within the sectors identified by EPA in the NPDES permit.

Parameter	Units	Measurement Frequency	Sample Type
Perfluorohexanesulfonic acid (PFHxS)	ng/L	Annual	24-hour Composite
Perfluoroheptanoic acid (PFHpA)	ng/L	Annual	24-hour Composite
Perfluorononanoic acid (PFNA)	ng/L	Annual	24-hour Composite
Perfluorooctanesulfonic acid (PFOS)	ng/L	Annual	24-hour Composite
Perfluorooctanoic acid (PFOA)	ng/L	Annual	24-hour Composite
Perfluorodecanoic acid (PFDA)	ng/L	Annual	24-hour Composite

ATTACHMENT A

USEPA REGION 1 FRESHWATER ACUTE TOXICITY TEST PROCEDURE AND PROTOCOL

I. GENERAL REQUIREMENTS

The permittee shall conduct acceptable acute toxicity tests in accordance with the appropriate test protocols described below:

- **Daphnid (Ceriodaphnia dubia) definitive 48 hour test.**
- **Fathead Minnow (Pimephales promelas) definitive 48 hour test.**

Acute toxicity test data shall be reported as outlined in Section VIII.

II. METHODS

The permittee shall use 40 CFR Part 136 methods. Methods and guidance may be found at:

http://water.epa.gov/scitech/methods/cwa/wet/disk2_index.cfm

The permittee shall also meet the sampling, analysis and reporting requirements included in this protocol. This protocol defines more specific requirements while still being consistent with the Part 136 methods. If, due to modifications of Part 136, there are conflicting requirements between the Part 136 method and this protocol, the permittee shall comply with the requirements of the Part 136 method.

III. SAMPLE COLLECTION

A discharge sample shall be collected. Aliquots shall be split from the sample, containerized and preserved (as per 40 CFR Part 136) for chemical and physical analyses required. The remaining sample shall be measured for total residual chlorine and dechlorinated (if detected) in the laboratory using sodium thiosulfate for subsequent toxicity testing. (Note that EPA approved test methods require that samples collected for metals analyses be preserved immediately after collection.) Grab samples must be used for pH, temperature, and total residual chlorine (as per 40 CFR Part 122.21).

Standard Methods for the Examination of Water and Wastewater describes dechlorination of samples (APHA, 1992). Dechlorination can be achieved using a ratio of 6.7 mg/L anhydrous sodium thiosulfate to reduce 1.0 mg/L chlorine. If dechlorination is necessary, a thiosulfate control (maximum amount of thiosulfate in lab control or receiving water) must also be run in the WET test.

All samples held overnight shall be refrigerated at 1- 6°C.

IV. DILUTION WATER

A grab sample of dilution water used for acute toxicity testing shall be collected from the receiving water at a point immediately upstream of the permitted discharge's zone of influence at a reasonably accessible location. Avoid collection near areas of obvious road or agricultural runoff, storm sewers or other point source discharges and areas where stagnant conditions exist. In the case where an alternate dilution water has been agreed upon an additional receiving water control (0% effluent) must also be tested.

If the receiving water diluent is found to be, or suspected to be toxic or unreliable, an alternate standard dilution water of known quality with a hardness, pH, conductivity, alkalinity, organic carbon, and total suspended solids similar to that of the receiving water may be substituted **AFTER RECEIVING WRITTEN APPROVAL FROM THE PERMIT ISSUING AGENCY(S)**. Written requests for use of an alternate dilution water should be mailed with supporting documentation to the following address:

Director
Office of Ecosystem Protection (CAA)
U.S. Environmental Protection Agency-New England
5 Post Office Sq., Suite 100 (OEP06-5)
Boston, MA 02109-3912

and

Manager
Water Technical Unit (SEW)
U.S. Environmental Protection Agency
5 Post Office Sq., Suite 100 (OES04-4)
Boston, MA 02109-3912

Note: USEPA Region 1 retains the right to modify any part of the alternate dilution water policy stated in this protocol at any time. Any changes to this policy will be documented in the annual DMR posting.

See the most current annual DMR instructions which can be found on the EPA Region 1 website at <http://www.epa.gov/region1/enforcement/water/dmr.html> for further important details on alternate dilution water substitution requests.

It may prove beneficial to have the proposed dilution water source screened for suitability prior to toxicity testing. EPA strongly urges that screening be done prior to set up of a full definitive toxicity test any time there is question about the dilution water's ability to support acceptable performance as outlined in the 'test acceptability' section of the protocol.

V. TEST CONDITIONS

The following tables summarize the accepted daphnid and fathead minnow toxicity test conditions and test acceptability criteria:

EPA NEW ENGLAND EFFLUENT TOXICITY TEST CONDITIONS FOR THE DAPHNID, CERIODAPHNIA DUBIA 48 HOUR ACUTE TESTS¹

1.	Test type	Static, non-renewal
2.	Temperature (°C)	20 ± 1°C or 25 ± 1°C
3.	Light quality	Ambient laboratory illumination
4.	Photoperiod	16 hour light, 8 hour dark
5.	Test chamber size	Minimum 30 ml
6.	Test solution volume	Minimum 15 ml
7.	Age of test organisms	1-24 hours (neonates)
8.	No. of daphnids per test chamber	5
9.	No. of replicate test chambers per treatment	4
10.	Total no. daphnids per test concentration	20
11.	Feeding regime	As per manual, lightly feed YCT and <u>Selenastrum</u> to newly released organisms while holding prior to initiating test
12.	Aeration	None
13.	Dilution water ²	Receiving water, other surface water, synthetic water adjusted to the hardness and alkalinity of the receiving water (prepared using either Millipore Milli-Q ^R or equivalent deionized water and reagent grade chemicals according to EPA acute toxicity test manual) or deionized water combined with mineral water to appropriate hardness.
14.	Dilution series	≥ 0.5, must bracket the permitted RWC
15.	Number of dilutions	5 plus receiving water and laboratory water control and thiosulfate control, as necessary. An additional dilution at the permitted effluent concentration (% effluent) is required if it is not included in the dilution

series.

- | | |
|----------------------------|---|
| 16. Effect measured | Mortality-no movement of body or appendages on gentle prodding |
| 17. Test acceptability | 90% or greater survival of test organisms in dilution water control solution |
| 18. Sampling requirements | For on-site tests, samples must be used within 24 hours of the time that they are removed from the sampling device. For off-site tests, samples must first be used within 36 hours of collection. |
| 19. Sample volume required | Minimum 1 liter |

Footnotes:

1. Adapted from EPA-821-R-02-012.
2. Standard prepared dilution water must have hardness requirements to generally reflect the characteristics of the receiving water.

**EPA NEW ENGLAND TEST CONDITIONS FOR THE FATHEAD MINNOW
(PIMEPHALES PROMELAS) 48 HOUR ACUTE TEST¹**

1. Test Type	Static, non-renewal
2. Temperature (°C)	$20 \pm 1^{\circ} \text{C}$ or $25 \pm 1^{\circ} \text{C}$
3. Light quality	Ambient laboratory illumination
4. Photoperiod	16 hr light, 8 hr dark
5. Size of test vessels	250 mL minimum
6. Volume of test solution	Minimum 200 mL/replicate
7. Age of fish	1-14 days old and age within 24 hrs of each other
8. No. of fish per chamber	10
9. No. of replicate test vessels per treatment	4
10. Total no. organisms per concentration	40
11. Feeding regime	As per manual, lightly feed test age larvae using concentrated brine shrimp nauplii while holding prior to initiating test
12. Aeration	None, unless dissolved oxygen (D.O.) concentration falls below 4.0 mg/L, at which time gentle single bubble aeration should be started at a rate of less than 100 bubbles/min. (Routine D.O. check is recommended.)
13. dilution water ²	Receiving water, other surface water, synthetic water adjusted to the hardness and alkalinity of the receiving water (prepared using either Millipore Milli-Q ^R or equivalent deionized and reagent grade chemicals according to EPA acute toxicity test manual) or deionized water combined with mineral water to appropriate hardness.
14. Dilution series	≥ 0.5 , must bracket the permitted RWC

15. Number of dilutions	5 plus receiving water and laboratory water control and thiosulfate control, as necessary. An additional dilution at the permitted effluent concentration (% effluent) is required if it is not included in the dilution series.
16. Effect measured	Mortality-no movement on gentle prodding
17. Test acceptability	90% or greater survival of test organisms in dilution water control solution
18. Sampling requirements	For on-site tests, samples must be used within 24 hours of the time that they are removed from the sampling device. For off-site tests, samples are used within 36 hours of collection.
19. Sample volume required	Minimum 2 liters

Footnotes:

1. Adapted from EPA-821-R-02-012
2. Standard dilution water must have hardness requirements to generally reflect characteristics of the receiving water.

VI. CHEMICAL ANALYSIS

At the beginning of a static acute toxicity test, pH, conductivity, total residual chlorine, oxygen, hardness, alkalinity and temperature must be measured in the highest effluent concentration and the dilution water. Dissolved oxygen, pH and temperature are also measured at 24 and 48 hour intervals in all dilutions. The following chemical analyses shall be performed on the 100 percent effluent sample and the upstream water sample for each sampling event.

<u>Parameter</u>	Effluent	Receiving Water	ML (mg/l)
Hardness ¹	x	x	0.5
Total Residual Chlorine (TRC) ^{2, 3}	x		0.02
Alkalinity	x	x	2.0
pH	x	x	--
Specific Conductance	x	x	--
Total Solids	x		--
Total Dissolved Solids	x		--
Ammonia	x	x	0.1
Total Organic Carbon	x	x	0.5
Total Metals			
Cd	x	x	0.0005
Pb	x	x	0.0005
Cu	x	x	0.003
Zn	x	x	0.005
Ni	x	x	0.005
Al	x	x	0.02
Other as permit requires			

Notes:

- Hardness may be determined by:
 - APHA Standard Methods for the Examination of Water and Wastewater , 21st Edition
 - Method 2340B (hardness by calculation)
 - Method 2340C (titration)
- Total Residual Chlorine may be performed using any of the following methods provided the required minimum limit (ML) is met.
 - APHA Standard Methods for the Examination of Water and Wastewater , 21st Edition
 - Method 4500-CL E Low Level Amperometric Titration
 - Method 4500-CL G DPD Colorimetric Method
- Required to be performed on the sample used for WET testing prior to its use for toxicity testing.

VII. TOXICITY TEST DATA ANALYSIS

LC50 Median Lethal Concentration (Determined at 48 Hours)

Methods of Estimation:

- Probit Method
- Spearman-Kärber
- Trimmed Spearman-Kärber
- Graphical

See the flow chart in Figure 6 on p. 73 of EPA-821-R-02-012 for appropriate method to use on a given data set.

No Observed Acute Effect Level (NOAEL)

See the flow chart in Figure 13 on p. 87 of EPA-821-R-02-012.

VIII. TOXICITY TEST REPORTING

A report of the results will include the following:

- Description of sample collection procedures, site description
- Names of individuals collecting and transporting samples, times and dates of sample collection and analysis on chain-of-custody
- General description of tests: age of test organisms, origin, dates and results of standard toxicant tests; light and temperature regime; other information on test conditions if different than procedures recommended. Reference toxicant test data should be included.
- All chemical/physical data generated. (Include minimum detection levels and minimum quantification levels.)
- Raw data and bench sheets.
- Provide a description of dechlorination procedures (as applicable).
- Any other observations or test conditions affecting test outcome.

ATTACHMENT B
FRESHWATER CHRONIC
TOXICITY TEST PROCEDURE AND PROTOCOL
USEPA Region 1

I. GENERAL REQUIREMENTS

The permittee shall be responsible for the conduct of acceptable chronic toxicity tests using three fresh samples collected during each test period. The following tests shall be performed as prescribed in Part 1 of the NPDES discharge permit in accordance with the appropriate test protocols described below. (Note: the permittee and testing laboratory should review the applicable permit to determine whether testing of one or both species is required).

- **Daphnid (Ceriodaphnia dubia) Survival and Reproduction Test.**
- **Fathead Minnow (Pimephales promelas) Larval Growth and Survival Test.**

Chronic toxicity data shall be reported as outlined in Section VIII.

II. METHODS

Methods to follow are those recommended by EPA in: Short Term Methods For Estimating The Chronic Toxicity of Effluents and Receiving Water to Freshwater Organisms, Fourth Edition, October 2002. United States Environmental Protection Agency. Office of Water, Washington, D.C., EPA 821-R-02-013. The methods are available on-line at <http://www.epa.gov/waterscience/WET/> . Exceptions and clarification are stated herein.

III. SAMPLE COLLECTION AND USE

A total of three fresh samples of effluent and receiving water are required for initiation and subsequent renewals of a freshwater, chronic, toxicity test. The receiving water control sample must be collected immediately upstream of the permitted discharge's zone of influence. Fresh samples are recommended for use on test days 1, 3, and 5. However, provided a total of three samples are used for testing over the test period, an alternate sampling schedule is acceptable. The acceptable holding times until initial use of a sample are 24 and 36 hours for on-site and off-site testing, respectively. A written waiver is required from the regulating authority for any hold time extension. All test samples collected may be used for 24, 48 and 72 hour renewals after initial use. All samples held for use beyond the day of sampling shall be refrigerated and maintained at a temperature range of 0-6° C.

All samples submitted for chemical and physical analyses will be analyzed according to Section VI of this protocol.

Sampling guidance dictates that, where appropriate, aliquots for the analysis required in this protocol shall be split from the samples, containerized and immediately preserved, or analyzed as per 40 CFR Part 136. EPA approved test methods require that samples collected for metals analyses be preserved immediately after collection. Testing for the presence of total residual chlorine (TRC) must be analyzed immediately or as soon as possible, for all effluent samples, prior to WET testing. TRC analysis may be performed on-site or by the toxicity testing laboratory and the samples must be dechlorinated, as necessary, using sodium thiosulfate prior to sample use for toxicity testing.

If any of the renewal samples are of sufficient potency to cause lethality to 50 percent or more of the test organisms in any of the test treatments for either species or, if the test fails to meet its permit limits, then chemical analysis for total metals (originally required for the initial sample only in Section VI) will be required on the renewal sample(s) as well.

IV. DILUTION WATER

Samples of receiving water must be collected from a location in the receiving water body immediately upstream of the permitted discharge's zone of influence at a reasonably accessible location. Avoid collection near areas of obvious road or agricultural runoff, storm sewers or other point source discharges and areas where stagnant conditions exist. EPA strongly urges that screening for toxicity be performed prior to the set up of a full, definitive toxicity test any time there is a question about the test dilution water's ability to achieve test acceptability criteria (TAC) as indicated in Section V of this protocol. The test dilution water control response will be used in the statistical analysis of the toxicity test data. All other control(s) required to be run in the test will be reported as specified in the Discharge Monitoring Report (DMR) Instructions, Attachment F, page 2, Test Results & Permit Limits.

The test dilution water must be used to determine whether the test met the applicable TAC. When receiving water is used for test dilution, an additional control made up of standard laboratory water (0% effluent) is required. This control will be used to verify the health of the test organisms and evaluate to what extent, if any, the receiving water itself is responsible for any toxic response observed.

If dechlorination of a sample by the toxicity testing laboratory is necessary a "sodium thiosulfate" control, representing the concentration of sodium thiosulfate used to adequately dechlorinate the sample prior to toxicity testing, must be included in the test.

If the use of an alternate dilution water (ADW) is authorized, in addition to the ADW test control, the testing laboratory must, for the purpose of monitoring the receiving water, also run a receiving water control.

If the receiving water diluent is found to be, or suspected to be toxic or unreliable an ADW of known quality with hardness similar to that of the receiving water may be substituted. Substitution is species specific meaning that the decision to use ADW is made for each species and is based on the toxic response of that particular species. Substitution to an ADW is authorized in two cases. The first is the case where repeating a test due to toxicity in the site dilution water requires an **immediate decision** for ADW use be made by the permittee and toxicity testing laboratory. The second is in the case where two of the most recent documented incidents of unacceptable site dilution water toxicity requires ADW use in future WET testing.

For the second case, written notification from the permittee requesting ADW use **and** written authorization from the permit issuing agency(s) is required **prior to** switching to a long-term use of ADW for the duration of the permit.

Written requests for use of ADW must be mailed with supporting documentation to the following addresses:

Director
Office of Ecosystem Protection (CAA)
U.S. Environmental Protection Agency, Region 1
Five Post Office Square, Suite 100
Mail Code OEP06-5
Boston, MA 02109-3912

and

Manager
Water Technical Unit (SEW)
U.S. Environmental Protection Agency
Five Post Office Square, Suite 100
Mail Code OES04-4
Boston, MA 02109-3912

Note: USEPA Region 1 retains the right to modify any part of the alternate dilution water policy stated in this protocol at any time. Any changes to this policy will be documented in the annual DMR posting.

See the most current annual DMR instructions which can be found on the EPA Region 1 website at <http://www.epa.gov/region1/enforcementandassistance/dmr.html> for further important details on alternate dilution water substitution requests.

V. TEST CONDITIONS AND TEST ACCEPTABILITY CRITERIA

Method specific test conditions and TAC are to be followed and adhered to as specified in the method guidance document, EPA 821-R-02-013. If a test does not meet TAC the test must be repeated with fresh samples within 30 days of the initial test completion date.

V.1. Use of Reference Toxicity Testing

Reference toxicity test results and applicable control charts must be included in the toxicity testing report.

If reference toxicity test results fall outside the control limits established by the laboratory for a specific test endpoint, a reason or reasons for this excursion must be evaluated, correction made and reference toxicity tests rerun as necessary.

If a test endpoint value exceeds the control limits at a frequency of more than one out of twenty then causes for the reference toxicity test failure must be examined and if problems are identified corrective action taken. The reference toxicity test must be repeated during the same month in which the exceedance occurred.

If two consecutive reference toxicity tests fall outside control limits, the possible cause(s) for the exceedance must be examined, corrective actions taken and a repeat of the reference toxicity test must take place immediately. Actions taken to resolve the problem must be reported.

V.1.a. Use of Concurrent Reference Toxicity Testing

In the case where concurrent reference toxicity testing is required due to a low frequency of testing with a particular method, if the reference toxicity test results fall slightly outside of laboratory established control limits, but the primary test met the TAC, the results of the primary test will be considered acceptable. However, if the results of the concurrent test fall well outside the established **upper** control limits i.e. ≥ 3 standard deviations for IC25 values and \geq two concentration intervals for NOECs, and even though the primary test meets TAC, the primary test will be considered unacceptable and must be repeated.

V.2. For the *C. dubia* test, the determination of TAC and formal statistical analyses must be performed using only the first three broods produced.

V.3. Test treatments must include 5 effluent concentrations and a dilution water control. An additional test treatment, at the permitted effluent concentration (% effluent), is required if it is not included in the dilution series.

VI. CHEMICAL ANALYSIS

As part of each toxicity test's daily renewal procedure, pH, specific conductance, dissolved oxygen (DO) and temperature must be measured at the beginning and end of each 24-hour period in each test treatment and the control(s).

The additional analysis that must be performed under this protocol is as specified and noted in the table below.

<u>Parameter</u>	Effluent	Receiving Water	ML (mg/l)
Hardness ^{1, 4}	x	x	0.5
Total Residual Chlorine (TRC) ^{2, 3, 4}	x		0.02
Alkalinity ⁴	x	x	2.0
pH ⁴	x	x	--
Specific Conductance ⁴	x	x	--
Total Solids ⁶	x		--
Total Dissolved Solids ⁶	x		--
Ammonia ⁴	x	x	0.1
Total Organic Carbon ⁶	x	x	0.5
Total Metals ⁵			
Cd	x	x	0.0005
Pb	x	x	0.0005
Cu	x	x	0.003
Zn	x	x	0.005
Ni	x	x	0.005
Al	x	x	0.02

Other as permit requires

Notes:

1. Hardness may be determined by:

- APHA Standard Methods for the Examination of Water and Wastewater , 21st Edition
 - Method 2340B (hardness by calculation)
 - Method 2340C (titration)
2. Total Residual Chlorine may be performed using any of the following methods provided the required minimum limit (ML) is met.
- APHA Standard Methods for the Examination of Water and Wastewater , 21st Edition
 - Method 4500-CL E Low Level Amperometric Titration
 - Method 4500-CL G DPD Colorimetric Method
 - USEPA 1983. Manual of Methods Analysis of Water and Wastes
 - Method 330.5
3. Required to be performed on the sample used for WET testing prior to its use for toxicity testing
4. Analysis is to be performed on samples and/or receiving water, as designated in the table above, from all three sampling events.
5. Analysis is to be performed on the initial sample(s) only unless the situation arises as stated in Section III, paragraph 4
6. Analysis to be performed on initial samples only

VII. TOXICITY TEST DATA ANALYSIS AND REVIEW

A. Test Review

1. Concentration / Response Relationship

A concentration/response relationship evaluation is required for test endpoint determinations from both Hypothesis Testing and Point Estimate techniques. The test report is to include documentation of this evaluation in support of the endpoint values reported. The dose-response review must be performed as required in Section 10.2.6 of EPA-821-R-02-013. Guidance for this review can be found at <http://water.epa.gov/scitech/methods/cwa/> . In most cases, the review will result in one of the following three conclusions: (1) Results are reliable and reportable; (2) Results are anomalous and require explanation; or (3) Results are inconclusive and a retest with fresh samples is required.

2. Test Variability (Test Sensitivity)

This review step is separate from the determination of whether a test meets or does not meet TAC. Within test variability is to be examined for the purpose of evaluating test sensitivity. This evaluation is to be performed for the sub-lethal hypothesis testing endpoints reproduction and growth as required by the permit. The test report is to include documentation of this evaluation to support that the endpoint values reported resulted from a toxicity test of adequate sensitivity. This evaluation must be performed as required in Section 10.2.8 of EPA-821-R-02-013.

To determine the adequacy of test sensitivity, USEPA requires the calculation of test percent minimum significant difference (PMSD) values. In cases where NOEC determinations are made based on a non-parametric technique, calculation of a test PMSD value, for the sole purpose of assessing test sensitivity, shall be calculated using a comparable parametric statistical analysis technique. The calculated test PMSD is then compared to the upper and lower PMSD bounds shown for freshwater tests in Section 10.2.8.3, p. 52, Table 6 of EPA-821-R-02-013. The comparison will yield one of the following determinations.

- The test PMSD exceeds the PMSD upper bound test variability criterion in Table 6, the test results are considered highly variable and the test may not be sensitive enough to determine the presence of toxicity at the permit limit concentration (PLC). If the test results indicate that the discharge is not toxic at the PLC, then the test is considered insufficiently sensitive and must be repeated within 30 days of the initial test completion using fresh samples. If the test results indicate that the discharge is toxic at the PLC, the test is considered acceptable and does not have to be repeated.
- The test PMSD falls below the PMSD lower bound test variability criterion in Table 6, the test is determined to be very sensitive. In order to determine which treatment(s) are statistically significant and which are not, for the purpose of reporting a NOEC, the relative percent difference (RPD) between the control and each treatment must be calculated and compared to the lower PMSD boundary. See *Understanding and Accounting for Method Variability in Whole Effluent Toxicity Applications Under the NPDES Program*, EPA 833-R-00-003, June 2002, Section 6.4.2. The following link: [Understanding and Accounting for Method Variability in Whole Effluent Toxicity Applications Under the NPDES Program](#) can be used to locate the USEPA website containing this document. If the RPD for a treatment falls below the PMSD lower bound, the difference is considered statistically insignificant. If the RPD for a treatment is greater than the PMSD lower bound, then the treatment is considered statistically significant.
- The test PMSD falls within the PMSD upper and lower bounds in Table 6, the sub-lethal test endpoint values shall be reported as is.

B. Statistical Analysis

1. General - Recommended Statistical Analysis Method

Refer to general data analysis flowchart, EPA 821-R-02-013, page 43

For discussion on Hypothesis Testing, refer to EPA 821-R-02-013, Section 9.6

For discussion on Point Estimation Techniques, refer to EPA 821-R-02-013, Section 9.7

2. *Pimephales promelas*

Refer to survival hypothesis testing analysis flowchart, EPA 821-R-02-013, page 79

Refer to survival point estimate techniques flowchart, EPA 821-R-02-013, page 80

Refer to growth data statistical analysis flowchart, EPA 821-R-02-013, page 92

3. *Ceriodaphnia dubia*

Refer to survival data testing flowchart, EPA 821-R-02-013, page 168

Refer to reproduction data testing flowchart, EPA 821-R-02-013, page 173

VIII. TOXICITY TEST REPORTING

A report of results must include the following:

- Test summary sheets (2007 DMR Attachment F) which includes:
 - Facility name
 - NPDES permit number
 - Outfall number
 - Sample type
 - Sampling method
 - Effluent TRC concentration
 - Dilution water used
 - Receiving water name and sampling location
 - Test type and species
 - Test start date
 - Effluent concentrations tested (%) and permit limit concentration
 - Applicable reference toxicity test date and whether acceptable or not
 - Age, age range and source of test organisms used for testing
 - Results of TAC review for all applicable controls
 - Test sensitivity evaluation results (test PMSD for growth and reproduction)
 - Permit limit and toxicity test results
 - Summary of test sensitivity and concentration response evaluation

In addition to the summary sheets the report must include:

- A brief description of sample collection procedures
- Chain of custody documentation including names of individuals collecting samples, times and dates of sample collection, sample locations, requested analysis and lab receipt with time and date received, lab receipt personnel and condition of samples upon receipt at the lab(s)
- Reference toxicity test control charts
- All sample chemical/physical data generated, including minimum limits (MLs) and analytical methods used
- All toxicity test raw data including daily ambient test conditions, toxicity test chemistry, sample dechlorination details as necessary, bench sheets and statistical analysis
- A discussion of any deviations from test conditions
- Any further discussion of reported test results, statistical analysis and concentration-response relationship and test sensitivity review per species per endpoint

NPDES PART II STANDARD CONDITIONS
(April 26, 2018)¹

TABLE OF CONTENTS

A. GENERAL CONDITIONS	Page
1. <u>Duty to Comply</u>	2
2. <u>Permit Actions</u>	3
3. <u>Duty to Provide Information</u>	4
4. <u>Oil and Hazardous Substance Liability</u>	4
5. <u>Property Rights</u>	4
6. <u>Confidentiality of Information</u>	4
7. <u>Duty to Reapply</u>	4
8. <u>State Authorities</u>	4
9. <u>Other laws</u>	5
B. OPERATION AND MAINTENANCE OF POLLUTION CONTROLS	
1. <u>Proper Operation and Maintenance</u>	5
2. <u>Need to Halt or Reduce Not a Defense</u>	5
3. <u>Duty to Mitigate</u>	5
4. <u>Bypass</u>	5
5. <u>Upset</u>	6
C. MONITORING AND RECORDS	
1. <u>Monitoring and Records</u>	7
2. <u>Inspection and Entry</u>	8
D. REPORTING REQUIREMENTS	
1. <u>Reporting Requirements</u>	8
a. Planned changes	8
b. Anticipated noncompliance	8
c. Transfers	9
d. Monitoring reports	9
e. Twenty-four hour reporting	9
f. Compliance schedules	10
g. Other noncompliance	10
h. Other information	10
i. Identification of the initial recipient for NPDES electronic reporting data	11
2. <u>Signatory Requirement</u>	11
3. <u>Availability of Reports</u>	11
E. DEFINITIONS AND ABBREVIATIONS	
1. <u>General Definitions</u>	11
2. <u>Commonly Used Abbreviations</u>	20

¹ Updated July 17, 2018 to fix typographical errors.

NPDES PART II STANDARD CONDITIONS

(April 26, 2018)

A. GENERAL REQUIREMENTS

1. Duty to Comply

The Permittee must comply with all conditions of this permit. Any permit noncompliance constitutes a violation of the Clean Water Act (CWA or Act) and is grounds for enforcement action; for permit termination, revocation and reissuance, or modification; or denial of a permit renewal application.

- a. The Permittee shall comply with effluent standards or prohibitions established under Section 307(a) of the Clean Water Act for toxic pollutants and with standards for sewage sludge use or disposal established under Section 405(d) of the CWA within the time provided in the regulations that establish these standards or prohibitions, or standards for sewage sludge use or disposal, even if the permit has not yet been modified to incorporate the requirement.
- b. Penalties for Violations of Permit Conditions: The Director will adjust the civil and administrative penalties listed below in accordance with the Civil Monetary Penalty Inflation Adjustment Rule (83 Fed. Reg. 1190-1194 (January 10, 2018) and the 2015 amendments to the Federal Civil Penalties Inflation Adjustment Act of 1990, 28 U.S.C. § 2461 note. See Pub. L. 114-74, Section 701 (Nov. 2, 2015)). These requirements help ensure that EPA penalties keep pace with inflation. Under the above-cited 2015 amendments to inflationary adjustment law, EPA must review its statutory civil penalties each year and adjust them as necessary.

(1) Criminal Penalties

- (a) *Negligent Violations.* The CWA provides that any person who negligently violates permit conditions implementing Sections 301, 302, 306, 307, 308, 318, or 405 of the Act is subject to criminal penalties of not less than \$2,500 nor more than \$25,000 per day of violation, or imprisonment of not more than 1 year, or both. In the case of a second or subsequent conviction for a negligent violation, a person shall be subject to criminal penalties of not more than \$50,000 per day of violation or by imprisonment of not more than 2 years, or both.
- (b) *Knowing Violations.* The CWA provides that any person who knowingly violates permit conditions implementing Sections 301, 302, 306, 307, 308, 318, or 405 of the Act is subject to a fine of not less than \$5,000 nor more than \$50,000 per day of violation, or by imprisonment for not more than 3 years, or both. In the case of a second or subsequent conviction for a knowing violation, a person shall be subject to criminal penalties of not more than \$100,000 per day of violation, or imprisonment of not more than 6 years, or both.
- (c) *Knowing Endangerment.* The CWA provides that any person who knowingly violates permit conditions implementing Sections 301, 302, 303, 306, 307, 308, 318, or 405 of the Act and who knows at that time that he or she is placing another person in imminent danger of death or serious bodily injury shall upon conviction be subject to a fine of not more than \$250,000 or by imprisonment of not more than 15 years, or both. In the case of a second or subsequent conviction for a knowing

NPDES PART II STANDARD CONDITIONS

(April 26, 2018)

endangerment violation, a person shall be subject to a fine of not more than \$500,000 or by imprisonment of not more than 30 years, or both. An organization, as defined in Section 309(c)(3)(B)(iii) of the Act, shall, upon conviction of violating the imminent danger provision, be subject to a fine of not more than \$1,000,000 and can be fined up to \$2,000,000 for second or subsequent convictions.

- (d) *False Statement.* The CWA provides that any person who falsifies, tampers with, or knowingly renders inaccurate any monitoring device or method required to be maintained under this permit shall, upon conviction, be punished by a fine of not more than \$10,000, or by imprisonment for not more than 2 years, or both. If a conviction of a person is for a violation committed after a first conviction of such person under this paragraph, punishment is a fine of not more than \$20,000 per day of violation, or by imprisonment of not more than 4 years, or both. The Act further provides that any person who knowingly makes any false statement, representation, or certification in any record or other document submitted or required to be maintained under this permit, including monitoring reports or reports of compliance or non-compliance shall, upon conviction, be punished by a fine of not more than \$10,000 per violation, or by imprisonment for not more than 6 months per violation, or by both.
- (2) *Civil Penalties.* The CWA provides that any person who violates a permit condition implementing Sections 301, 302, 306, 307, 308, 318, or 405 of the Act is subject to a civil penalty not to exceed the maximum amounts authorized by Section 309(d) of the Act, the 2015 amendments to the Federal Civil Penalties Inflation Adjustment Act of 1990, 28 U.S.C. § 2461 note, and 40 C.F.R. Part 19. *See* Pub. L.114-74, Section 701 (Nov. 2, 2015); 83 Fed. Reg. 1190 (January 10, 2018).
- (3) *Administrative Penalties.* The CWA provides that any person who violates a permit condition implementing Sections 301, 302, 306, 307, 308, 318, or 405 of the Act is subject to an administrative penalty as follows:
 - (a) *Class I Penalty.* Not to exceed the maximum amounts authorized by Section 309(g)(2)(A) of the Act, the 2015 amendments to the Federal Civil Penalties Inflation Adjustment Act of 1990, 28 U.S.C. § 2461 note, and 40 C.F.R. Part 19. *See* Pub. L.114-74, Section 701 (Nov. 2, 2015); 83 Fed. Reg. 1190 (January 10, 2018).
 - (b) *Class II Penalty.* Not to exceed the maximum amounts authorized by Section 309(g)(2)(B) of the Act the 2015 amendments to the Federal Civil Penalties Inflation Adjustment Act of 1990, 28 U.S.C. § 2461 note, and 40 C.F.R. Part 19. *See* Pub. L.114-74, Section 701 (Nov. 2, 2015); 83 Fed. Reg. 1190 (January 10, 2018).

2. Permit Actions

This permit may be modified, revoked and reissued, or terminated for cause. The filing of a request by the Permittee for a permit modification, revocation and reissuance, or termination, or a notification of planned changes or anticipated noncompliance does not stay any permit

NPDES PART II STANDARD CONDITIONS
(April 26, 2018)

condition.

3. Duty to Provide Information

The Permittee shall furnish to the Director, within a reasonable time, any information which the Director may request to determine whether cause exists for modifying, revoking and reissuing, or terminating this permit, or to determine compliance with this permit. The Permittee shall also furnish to the Director, upon request, copies of records required to be kept by this permit.

4. Oil and Hazardous Substance Liability

Nothing in this permit shall be construed to preclude the institution of any legal action or relieve the Permittee from responsibilities, liabilities or penalties to which the Permittee is or may be subject under Section 311 of the CWA, or Section 106 of the Comprehensive Environmental Response, Compensation and Liability Act of 1980 (CERCLA).

5. Property Rights

This permit does not convey any property rights of any sort, or any exclusive privilege.

6. Confidentiality of Information

a. In accordance with 40 C.F.R. Part 2, any information submitted to EPA pursuant to these regulations may be claimed as confidential by the submitter. Any such claim must be asserted at the time of submission in the manner prescribed on the application form or instructions or, in the case of other submissions, by stamping the words "confidential business information" on each page containing such information. If no claim is made at the time of submission, EPA may make the information available to the public without further notice. If a claim is asserted, the information will be treated in accordance with the procedures in 40 C.F.R. Part 2 (Public Information).

b. Claims of confidentiality for the following information will be denied:

- (1) The name and address of any permit applicant or Permittee;
- (2) Permit applications, permits, and effluent data.

c. Information required by NPDES application forms provided by the Director under 40 C.F.R. § 122.21 may not be claimed confidential. This includes information submitted on the forms themselves and any attachments used to supply information required by the forms.

7. Duty to Reapply

If the Permittee wishes to continue an activity regulated by this permit after the expiration date of this permit, the Permittee must apply for and obtain a new permit. The Permittee shall submit a new application at least 180 days before the expiration date of the existing permit, unless permission for a later date has been granted by the Director. (The Director shall not grant permission for applications to be submitted later than the expiration date of the existing permit.)

8. State Authorities

Nothing in Parts 122, 123, or 124 precludes more stringent State regulation of any activity

NPDES PART II STANDARD CONDITIONS

(April 26, 2018)

covered by the regulations in 40 C.F.R. Parts 122, 123, and 124, whether or not under an approved State program.

9. Other Laws

The issuance of a permit does not authorize any injury to persons or property or invasion of other private rights, or any infringement of State or local law or regulations.

B. OPERATION AND MAINTENANCE OF POLLUTION CONTROLS

1. Proper Operation and Maintenance

The Permittee shall at all times properly operate and maintain all facilities and systems of treatment and control (and related appurtenances) which are installed or used by the Permittee to achieve compliance with the conditions of this permit. Proper operation and maintenance also includes adequate laboratory controls and appropriate quality assurance procedures. This provision requires the operation of back-up or auxiliary facilities or similar systems which are installed by a Permittee only when the operation is necessary to achieve compliance with the conditions of the permit.

2. Need to Halt or Reduce Not a Defense

It shall not be a defense for a Permittee in an enforcement action that it would have been necessary to halt or reduce the permitted activity in order to maintain compliance with the conditions of this permit.

3. Duty to Mitigate

The Permittee shall take all reasonable steps to minimize or prevent any discharge or sludge use or disposal in violation of this permit which has a reasonable likelihood of adversely affecting human health or the environment.

4. Bypass

a. Definitions

- (1) *Bypass* means the intentional diversion of waste streams from any portion of a treatment facility.
- (2) *Severe property damage* means substantial physical damage to property, damage to the treatment facilities which causes them to become inoperable, or substantial and permanent loss of natural resources which can reasonably be expected to occur in the absence of a bypass. Severe property damage does not mean economic loss caused by delays in production.

- b. *Bypass not exceeding limitations.* The Permittee may allow any bypass to occur which does not cause effluent limitations to be exceeded, but only if it also is for essential maintenance to assure efficient operation. These bypasses are not subject to the provisions of paragraphs (c) and (d) of this Section.

c. Notice

NPDES PART II STANDARD CONDITIONS

(April 26, 2018)

- (1) *Anticipated bypass.* If the Permittee knows in advance of the need for a bypass, it shall submit prior notice, if possible at least ten days before the date of the bypass. As of December 21, 2020 all notices submitted in compliance with this Section must be submitted electronically by the Permittee to the Director or initial recipient, as defined in 40 C.F.R. § 127.2(b), in compliance with this Section and 40 C.F.R. Part 3 (including, in all cases, Subpart D to Part 3), § 122.22, and 40 C.F.R. Part 127. Part 127 is not intended to undo existing requirements for electronic reporting. Prior to this date, and independent of Part 127, Permittees may be required to report electronically if specified by a particular permit or if required to do so by state law.
- (2) *Unanticipated bypass.* The Permittee shall submit notice of an unanticipated bypass as required in paragraph D.1.e. of this part (24-hour notice). As of December 21, 2020 all notices submitted in compliance with this Section must be submitted electronically by the Permittee to the Director or initial recipient, as defined in 40 C.F.R. § 127.2(b), in compliance with this Section and 40 C.F.R. Part 3 (including, in all cases, Subpart D to Part 3), § 122.22, and 40 C.F.R. Part 127. Part 127 is not intended to undo existing requirements for electronic reporting. Prior to this date, and independent of Part 127, Permittees may be required to report electronically if specified by a particular permit or required to do so by law.

d. *Prohibition of bypass.*

- (1) Bypass is prohibited, and the Director may take enforcement action against a Permittee for bypass, unless:
 - (a) Bypass was unavoidable to prevent loss of life, personal injury, or severe property damage;
 - (b) There were no feasible alternatives to the bypass, such as the use of auxiliary treatment facilities, retention of untreated wastes, or maintenance during normal periods of equipment downtime. This condition is not satisfied if adequate back-up equipment should have been installed in the exercise of reasonable engineering judgment to prevent a bypass which occurred during normal periods of equipment downtime or preventative maintenance; and
 - (c) The Permittee submitted notices as required under paragraph 4.c of this Section.
- (2) The Director may approve an anticipated bypass, after considering its adverse effects, if the Director determines that it will meet the three conditions listed above in paragraph 4.d of this Section.

5. Upset

- a. *Definition.* *Upset* means an exceptional incident in which there is an unintentional and temporary noncompliance with technology based permit effluent limitations because of factors beyond the reasonable control of the Permittee. An upset does not include noncompliance to the extent caused by operational error, improperly designed treatment facilities, inadequate treatment facilities, lack of preventive maintenance, or careless or

NPDES PART II STANDARD CONDITIONS

(April 26, 2018)

improper operation.

- b. *Effect of an upset.* An upset constitutes an affirmative defense to an action brought for noncompliance with such technology based permit effluent limitations if the requirements of paragraph B.5.c. of this Section are met. No determination made during administrative review of claims that noncompliance was caused by upset, and before an action for noncompliance, is final administrative action subject to judicial review.
- c. *Conditions necessary for a demonstration of upset.* A Permittee who wishes to establish the affirmative defense of upset shall demonstrate, through properly signed, contemporaneous operating logs, or other relevant evidence that:
 - (1) An upset occurred and that the Permittee can identify the cause(s) of the upset;
 - (2) The permitted facility was at the time being properly operated; and
 - (3) The Permittee submitted notice of the upset as required in paragraph D.1.e.2.b. (24-hour notice).
 - (4) The Permittee complied with any remedial measures required under B.3. above.
- d. *Burden of proof.* In any enforcement proceeding the Permittee seeking to establish the occurrence of an upset has the burden of proof.

C. MONITORING REQUIREMENTS

1. Monitoring and Records

- a. Samples and measurements taken for the purpose of monitoring shall be representative of the monitored activity.
- b. Except for records of monitoring information required by this permit related to the Permittee's sewage sludge use and disposal activities, which shall be retained for a period of at least 5 years (or longer as required by 40 C.F.R. § 503), the Permittee shall retain records of all monitoring information, including all calibration and maintenance records and all original strip chart recordings for continuous monitoring instrumentation, copies of all reports required by this permit, and records of all data used to complete the application for this permit, for a period of at least 3 years from the date of the sample, measurement, report or application. This period may be extended by request of the Director at any time.
- c. Records of monitoring information shall include:
 - (1) The date, exact place, and time of sampling or measurements;
 - (2) The individual(s) who performed the sampling or measurements;
 - (3) The date(s) analyses were performed;
 - (4) The individual(s) who performed the analyses;
 - (5) The analytical techniques or methods used; and
 - (6) The results of such analyses.
- d. Monitoring must be conducted according to test procedures approved under 40 C.F.R. § 136 unless another method is required under 40 C.F.R. Subchapters N or O.
- e. The Clean Water Act provides that any person who falsifies, tampers with, or

NPDES PART II STANDARD CONDITIONS
(April 26, 2018)

knowingly renders inaccurate any monitoring device or method required to be maintained under this permit shall, upon conviction, be punished by a fine of not more than \$10,000, or by imprisonment for not more than 2 years, or both. If a conviction of a person is for a violation committed after a first conviction of such person under this paragraph, punishment is a fine of not more than \$20,000 per day of violation, or by imprisonment of not more than 4 years, or both.

2. Inspection and Entry

The Permittee shall allow the Director, or an authorized representative (including an authorized contractor acting as a representative of the Administrator), upon presentation of credentials and other documents as may be required by law, to:

- a. Enter upon the Permittee's premises where a regulated facility or activity is located or conducted, or where records must be kept under the conditions of this permit;
- b. Have access to and copy, at reasonable times, any records that must be kept under the conditions of this permit;
- c. Inspect at reasonable times any facilities, equipment (including monitoring and control equipment), practices, or operations regulated or required under this permit; and
- d. Sample or monitor at reasonable times, for the purposes of assuring permit compliance or as otherwise authorized by the Clean Water Act, any substances or parameters at any location.

D. REPORTING REQUIREMENTS

1. Reporting Requirements

- a. *Planned Changes.* The Permittee shall give notice to the Director as soon as possible of any planned physical alterations or additions to the permitted facility. Notice is required only when:
 - (1) The alteration or addition to a permitted facility may meet one of the criteria for determining whether a facility is a new source in 40 C.F.R. § 122.29(b); or
 - (2) The alteration or addition could significantly change the nature or increase the quantity of pollutants discharged. This notification applies to pollutants which are subject neither to effluent limitations in the permit, nor to notification requirements at 40 C.F.R. § 122.42(a)(1).
 - (3) The alteration or addition results in a significant change in the Permittee's sludge use or disposal practices, and such alteration, addition, or change may justify the application of permit conditions that are different from or absent in the existing permit, including notification of additional use or disposal sites not reported during the permit application process or not reported pursuant to an approved land application plan.
- b. *Anticipated noncompliance.* The Permittee shall give advance notice to the Director of any planned changes in the permitted facility or activity which may result in noncompliance with permit requirements.

NPDES PART II STANDARD CONDITIONS

(April 26, 2018)

- c. *Transfers.* This permit is not transferable to any person except after notice to the Director. The Director may require modification or revocation and reissuance of the permit to change the name of the Permittee and incorporate such other requirements as may be necessary under the Clean Water Act. *See* 40 C.F.R. § 122.61; in some cases, modification or revocation and reissuance is mandatory.
- d. *Monitoring reports.* Monitoring results shall be reported at the intervals specified elsewhere in this permit.
 - (1) Monitoring results must be reported on a Discharge Monitoring Report (DMR) or forms provided or specified by the Director for reporting results of monitoring of sludge use or disposal practices. As of December 21, 2016 all reports and forms submitted in compliance with this Section must be submitted electronically by the Permittee to the Director or initial recipient, as defined in 40 C.F.R. § 127.2(b), in compliance with this Section and 40 C.F.R. Part 3 (including, in all cases, Subpart D to Part 3), § 122.22, and 40 C.F.R. Part 127. Part 127 is not intended to undo existing requirements for electronic reporting. Prior to this date, and independent of Part 127, Permittees may be required to report electronically if specified by a particular permit or if required to do so by State law.
 - (2) If the Permittee monitors any pollutant more frequently than required by the permit using test procedures approved under 40 C.F.R. § 136, or another method required for an industry-specific waste stream under 40 C.F.R. Subchapters N or O, the results of such monitoring shall be included in the calculation and reporting of the data submitted in the DMR or sludge reporting form specified by the Director.
 - (3) Calculations for all limitations which require averaging or measurements shall utilize an arithmetic mean unless otherwise specified by the Director in the permit.
- e. *Twenty-four hour reporting.*
 - (1) The Permittee shall report any noncompliance which may endanger health or the environment. Any information shall be provided orally within 24 hours from the time the Permittee becomes aware of the circumstances. A written report shall also be provided within 5 days of the time the Permittee becomes aware of the circumstances. The written report shall contain a description of the noncompliance and its cause; the period of noncompliance, including exact dates and times, and if the noncompliance has not been corrected, the anticipated time it is expected to continue; and steps taken or planned to reduce, eliminate, and prevent reoccurrence of the noncompliance. For noncompliance events related to combined sewer overflows, sanitary sewer overflows, or bypass events, these reports must include the data described above (with the exception of time of discovery) as well as the type of event (combined sewer overflows, sanitary sewer overflows, or bypass events), type of sewer overflow structure (e.g., manhole, combined sewer overflow outfall), discharge volumes untreated by the treatment works treating domestic sewage, types of human health and environmental impacts of the sewer overflow event, and whether the noncompliance was related to wet weather. As of December 21, 2020 all

NPDES PART II STANDARD CONDITIONS

(April 26, 2018)

reports related to combined sewer overflows, sanitary sewer overflows, or bypass events submitted in compliance with this section must be submitted electronically by the Permittee to the Director or initial recipient, as defined in 40 C.F.R. § 127.2(b), in compliance with this Section and 40 C.F.R. Part 3 (including, in all cases Subpart D to Part 3), § 122.22, and 40 C.F.R. Part 127. Part 127 is not intended to undo existing requirements for electronic reporting. Prior to this date, and independent of Part 127, Permittees may be required to electronically submit reports related to combined sewer overflows, sanitary sewer overflows, or bypass events under this section by a particular permit or if required to do so by state law. The Director may also require Permittees to electronically submit reports not related to combined sewer overflows, sanitary sewer overflows, or bypass events under this section.

- (2) The following shall be included as information which must be reported within 24 hours under this paragraph.
 - (a) Any unanticipated bypass which exceeds any effluent limitation in the permit. *See* 40 C.F.R. § 122.41(g).
 - (b) Any upset which exceeds any effluent limitation in the permit.
 - (c) Violation of a maximum daily discharge limitation for any of the pollutants listed by the Director in the permit to be reported within 24 hours. *See* 40 C.F.R. § 122.44(g).
 - (3) The Director may waive the written report on a case-by-case basis for reports under paragraph D.1.e. of this Section if the oral report has been received within 24 hours.
- f. *Compliance Schedules.* Reports of compliance or noncompliance with, or any progress reports on, interim and final requirements contained in any compliance schedule of this permit shall be submitted no later than 14 days following each schedule date.
 - g. *Other noncompliance.* The Permittee shall report all instances of noncompliance not reported under paragraphs D.1.d., D.1.e., and D.1.f. of this Section, at the time monitoring reports are submitted. The reports shall contain the information listed in paragraph D.1.e. of this Section. For noncompliance events related to combined sewer overflows, sanitary sewer overflows, or bypass events, these reports shall contain the information described in paragraph D.1.e. and the applicable required data in Appendix A to 40 C.F.R. Part 127. As of December 21, 2020 all reports related to combined sewer overflows, sanitary sewer overflows, or bypass events submitted in compliance with this section must be submitted electronically by the Permittee to the Director or initial recipient, as defined in 40 C.F.R. § 127.2(b), in compliance with this Section and 40 C.F.R. Part 3 (including, in all cases, Subpart D to Part 3), § 122.22, and 40 C.F.R. Part 127. Part 127 is not intended to undo existing requirements for electronic reporting. Prior to this date, and independent of Part 127, Permittees may be required to electronically submit reports related to combined sewer overflows, sanitary sewer overflows, or bypass events under this section by a particular permit or if required to do so by state law. The Director may also require Permittees to electronically submit reports not related to combined sewer overflows, sanitary sewer overflows, or bypass events under this Section.
 - h. *Other information.* Where the Permittee becomes aware that it failed to submit any

NPDES PART II STANDARD CONDITIONS

(April 26, 2018)

relevant facts in a permit application, or submitted incorrect information in a permit application or in any report to the Director, it shall promptly submit such facts or information.

- i. *Identification of the initial recipient for NPDES electronic reporting data.* The owner, operator, or the duly authorized representative of an NPDES-regulated entity is required to electronically submit the required NPDES information (as specified in Appendix A to 40 C.F.R. Part 127) to the appropriate initial recipient, as determined by EPA, and as defined in 40 C.F.R. § 127.2(b). EPA will identify and publish the list of initial recipients on its Web site and in the FEDERAL REGISTER, by state and by NPDES data group (see 40 C.F.R. § 127.2(c) of this Chapter). EPA will update and maintain this listing.

2. Signatory Requirement

- a. All applications, reports, or information submitted to the Director shall be signed and certified. *See* 40 C.F.R. §122.22.
- b. The CWA provides that any person who knowingly makes any false statement, representation, or certification in any record or other document submitted or required to be maintained under this permit, including monitoring reports or reports of compliance or non-compliance shall, upon conviction, be punished by a fine of not more than \$10,000 per violation, or by imprisonment for not more than 6 months per violation, or by both.

3. Availability of Reports.

Except for data determined to be confidential under paragraph A.6. above, all reports prepared in accordance with the terms of this permit shall be available for public inspection at the offices of the State water pollution control agency and the Director. As required by the CWA, effluent data shall not be considered confidential. Knowingly making any false statements on any such report may result in the imposition of criminal penalties as provided for in Section 309 of the CWA.

E. DEFINITIONS AND ABBREVIATIONS

1. General Definitions

For more definitions related to sludge use and disposal requirements, see EPA Region 1's NPDES Permit Sludge Compliance Guidance document (4 November 1999, modified to add regulatory definitions, April 2018).

Administrator means the Administrator of the United States Environmental Protection Agency, or an authorized representative.

Applicable standards and limitations means all, State, interstate, and federal standards and limitations to which a "discharge," a "sewage sludge use or disposal practice," or a related activity is subject under the CWA, including "effluent limitations," water quality standards, standards of performance, toxic effluent standards or prohibitions, "best management practices," pretreatment standards, and "standards for sewage sludge use or disposal" under Sections 301, 302, 303, 304, 306, 307, 308, 403 and 405 of the CWA.

Application means the EPA standard national forms for applying for a permit, including any additions, revisions, or modifications to the forms; or forms approved by EPA for use in

NPDES PART II STANDARD CONDITIONS
(April 26, 2018)

“approved States,” including any approved modifications or revisions.

Approved program or *approved State* means a State or interstate program which has been approved or authorized by EPA under Part 123.

Average monthly discharge limitation means the highest allowable average of “daily discharges” over a calendar month, calculated as the sum of all “daily discharges” measured during a calendar month divided by the number of “daily discharges” measured during that month.

Average weekly discharge limitation means the highest allowable average of “daily discharges” over a calendar week, calculated as the sum of all “daily discharges” measured during a calendar week divided by the number of “daily discharges” measured during that week.

Best Management Practices (“BMPs”) means schedules of activities, prohibitions of practices, maintenance procedures, and other management practices to prevent or reduce the pollution of “waters of the United States.” BMPs also include treatment requirements, operating procedures, and practices to control plant site runoff, spillage or leaks, sludge or waste disposal, or drainage from raw material storage.

Bypass see B.4.a.1 above.

C-NOEC or “*Chronic (Long-term Exposure Test) – No Observed Effect Concentration*” means the highest tested concentration of an effluent or a toxicant at which no adverse effects are observed on the aquatic test organisms at a specified time of observation.

Class I sludge management facility is any publicly owned treatment works (POTW), as defined in 40 C.F.R. § 501.2, required to have an approved pretreatment program under 40 C.F.R. § 403.8 (a) (including any POTW located in a State that has elected to assume local program responsibilities pursuant to 40 C.F.R. § 403.10 (e)) and any treatment works treating domestic sewage, as defined in 40 C.F.R. § 122.2, classified as a Class I sludge management facility by the EPA Regional Administrator, or, in the case of approved State programs, the Regional Administrator in conjunction with the State Director, because of the potential for its sewage sludge use or disposal practice to affect public health and the environment adversely.

Contiguous zone means the entire zone established by the United States under Article 24 of the Convention on the Territorial Sea and the Contiguous Zone.

Continuous discharge means a “discharge” which occurs without interruption throughout the operating hours of the facility, except for infrequent shutdowns for maintenance, process changes, or similar activities.

CWA means the Clean Water Act (formerly referred to as the Federal Water Pollution Control Act or Federal Water Pollution Control Act Amendments of 1972) Public Law 92-500, as amended by Public Law 95-217, Public Law 95-576, Public Law 96-483 and Public Law 97-117, 33 U.S.C. 1251 *et seq.*

CWA and regulations means the Clean Water Act (CWA) and applicable regulations promulgated thereunder. In the case of an approved State program, it includes State program requirements.

Daily Discharge means the “discharge of a pollutant” measured during a calendar day or any

NPDES PART II STANDARD CONDITIONS

(April 26, 2018)

other 24-hour period that reasonably represents the calendar day for purposes of sampling. For pollutants with limitations expressed in units of mass, the “daily discharge” is calculated as the total mass of the pollutant discharged over the day. For pollutants with limitations expressed in other units of measurements, the “daily discharge” is calculated as the average measurement of the pollutant over the day.

Direct Discharge means the “discharge of a pollutant.”

Director means the Regional Administrator or an authorized representative. In the case of a permit also issued under Massachusetts’ authority, it also refers to the Director of the Division of Watershed Management, Department of Environmental Protection, Commonwealth of Massachusetts.

Discharge

- (a) When used without qualification, *discharge* means the “discharge of a pollutant.”
- (b) As used in the definitions for “interference” and “pass through,” *discharge* means the introduction of pollutants into a POTW from any non-domestic source regulated under Section 307(b), (c) or (d) of the Act.

Discharge Monitoring Report (“DMR”) means the EPA uniform national form, including any subsequent additions, revisions, or modifications for the reporting of self-monitoring results by Permittees. DMRs must be used by “approved States” as well as by EPA. EPA will supply DMRs to any approved State upon request. The EPA national forms may be modified to substitute the State Agency name, address, logo, and other similar information, as appropriate, in place of EPA’s.

Discharge of a pollutant means:

- (a) Any addition of any “pollutant” or combination of pollutants to “waters of the United States” from any “point source,” or
- (b) Any addition of any pollutant or combination of pollutants to the waters of the “contiguous zone” or the ocean from any point source other than a vessel or other floating craft which is being used as a means of transportation.

This definition includes additions of pollutants into waters of the United States from: surface runoff which is collected or channeled by man; discharges through pipes, sewers, or other conveyances owned by a State, municipality, or other person which do not lead to a treatment works; and discharges through pipes, sewers, or other conveyances, leading into privately owned treatment works. This term does not include an addition of pollutants by any “indirect discharger.”

Effluent limitation means any restriction imposed by the Director on quantities, discharge rates, and concentrations of “pollutants” which are “discharged” from “point sources” into “waters of the United States,” the waters of the “contiguous zone,” or the ocean.

Effluent limitation guidelines means a regulation published by the Administrator under section 304(b) of CWA to adopt or revise “effluent limitations.”

Environmental Protection Agency (“EPA”) means the United States Environmental Protection

NPDES PART II STANDARD CONDITIONS
(April 26, 2018)

Agency.

Grab Sample means an individual sample collected in a period of less than 15 minutes.

Hazardous substance means any substance designated under 40 C.F.R. Part 116 pursuant to Section 311 of CWA.

Incineration is the combustion of organic matter and inorganic matter in sewage sludge by high temperatures in an enclosed device.

Indirect discharger means a nondomestic discharger introducing “pollutants” to a “publicly owned treatment works.”

Interference means a discharge (see definition above) which, alone or in conjunction with a discharge or discharges from other sources, both:

- (a) Inhibits or disrupts the POTW, its treatment processes or operations, or its sludge processes, use or disposal; and
- (b) Therefore is a cause of a violation of any requirement of the POTW’s NPDES permit (including an increase in the magnitude or duration of a violation) or of the prevention of sewage sludge use or disposal in compliance with the following statutory provisions and regulations or permits issued thereunder (or more stringent State or local regulations): Section 405 of the Clean Water Act, the Solid Waste Disposal Act (SWDA) (including title II, more commonly referred to as the Resources Conservation and Recovery Act (RCRA), and including State regulations contained in any State sludge management plan prepared pursuant to Subtitle D of the SDWA), the Clean Air Act, the Toxic Substances Control Act, and the Marine Protection, Research and Sanctuaries Act.

Landfill means an area of land or an excavation in which wastes are placed for permanent disposal, and that is not a land application unit, surface impoundment, injection well, or waste pile.

Land application is the spraying or spreading of sewage sludge onto the land surface; the injection of sewage sludge below the land surface; or the incorporation of sewage sludge into the soil so that the sewage sludge can either condition the soil or fertilize crops or vegetation grown in the soil.

Land application unit means an area where wastes are applied onto or incorporated into the soil surface (excluding manure spreading operations) for agricultural purposes or for treatment and disposal.

LC₅₀ means the concentration of a sample that causes mortality of 50% of the test population at a specific time of observation. The *LC₅₀* = 100% is defined as a sample of undiluted effluent.

Maximum daily discharge limitation means the highest allowable “daily discharge.”

Municipal solid waste landfill (MSWLF) unit means a discrete area of land or an excavation that receives household waste, and that is not a land application unit, surface impoundment, injection well, or waste pile, as those terms are defined under 40 C.F.R. § 257.2. A MSWLF unit also may receive other types of RCRA Subtitle D wastes, such as commercial solid waste, nonhazardous sludge, very small quantity generator waste and industrial solid waste. Such a landfill may be

NPDES PART II STANDARD CONDITIONS

(April 26, 2018)

publicly or privately owned. A MSWLF unit may be a new MSWLF unit, an existing MSWLF unit or a lateral expansion. A construction and demolition landfill that receives residential lead-based paint waste and does not receive any other household waste is not a MSWLF unit.

Municipality

- (a) When used without qualification *municipality* means a city, town, borough, county, parish, district, association, or other public body created by or under State law and having jurisdiction over disposal of sewage, industrial wastes, or other wastes, or an Indian tribe or an authorized Indian tribal organization, or a designated and approved management agency under Section 208 of CWA.
- (b) As related to sludge use and disposal, *municipality* means a city, town, borough, county, parish, district, association, or other public body (including an intermunicipal Agency of two or more of the foregoing entities) created by or under State law; an Indian tribe or an authorized Indian tribal organization having jurisdiction over sewage sludge management; or a designated and approved management Agency under Section 208 of the CWA, as amended. The definition includes a special district created under State law, such as a water district, sewer district, sanitary district, utility district, drainage district, or similar entity, or an integrated waste management facility as defined in Section 201 (e) of the CWA, as amended, that has as one of its principal responsibilities the treatment, transport, use or disposal of sewage sludge.

National Pollutant Discharge Elimination System means the national program for issuing, modifying, revoking and reissuing, terminating, monitoring and enforcing permits, and imposing and enforcing pretreatment requirements, under Sections 307, 402, 318, and 405 of the CWA. The term includes an “approved program.”

New Discharger means any building, structure, facility, or installation:

- (a) From which there is or may be a “discharge of pollutants;”
- (b) That did not commence the “discharge of pollutants” at a particular “site” prior to August 13, 1979;
- (c) Which is not a “new source;” and
- (d) Which has never received a finally effective NPDES permit for discharges at that “site.”

This definition includes an “indirect discharger” which commences discharging into “waters of the United States” after August 13, 1979. It also includes any existing mobile point source (other than an offshore or coastal oil and gas exploratory drilling rig or a coastal oil and gas exploratory drilling rig or a coastal oil and gas exploratory drilling rig or a coastal oil and gas developmental drilling rig) such as a seafood processing rig, seafood processing vessel, or aggregate plant, that begins discharging at a “site” for which it does not have a permit; and any offshore or coastal mobile oil and gas exploratory drilling rig or coastal mobile oil and gas developmental drilling rig that commences the discharge of pollutants after August 13, 1979, at a “site” under EPA’s permitting jurisdiction for which it is not covered by an individual or general permit and which is located in an area determined by the Director in the issuance of a final permit to be in an area of biological concern. In determining whether an area is an area of biological concern, the Director shall consider the factors specified in 40 C.F.R. §§ 125.122 (a) (1) through (10).

NPDES PART II STANDARD CONDITIONS

(April 26, 2018)

An offshore or coastal mobile exploratory drilling rig or coastal mobile developmental drilling rig will be considered a “new discharger” only for the duration of its discharge in an area of biological concern.

New source means any building, structure, facility, or installation from which there is or may be a “discharge of pollutants,” the construction of which commenced:

- (a) After promulgation of standards of performance under Section 306 of CWA which are applicable to such source, or
- (b) After proposal of standards of performance in accordance with Section 306 of CWA which are applicable to such source, but only if the standards are promulgated in accordance with Section 306 within 120 days of their proposal.

NPDES means “National Pollutant Discharge Elimination System.”

Owner or operator means the owner or operator of any “facility or activity” subject to regulation under the NPDES programs.

Pass through means a Discharge (see definition above) which exits the POTW into waters of the United States in quantities or concentrations which, alone or in conjunction with a discharge or discharges from other sources, is a cause of a violation of any requirement of the POTW’s NPDES permit (including an increase in the magnitude or duration of a violation).

Pathogenic organisms are disease-causing organisms. These include, but are not limited to, certain bacteria, protozoa, viruses, and viable helminth ova.

Permit means an authorization, license, or equivalent control document issued by EPA or an “approved State” to implement the requirements of Parts 122, 123, and 124. “Permit” includes an NPDES “general permit” (40 C.F.R. § 122.28). “Permit” does not include any permit which has not yet been the subject of final agency action, such as a “draft permit” or “proposed permit.”

Person means an individual, association, partnership, corporation, municipality, State or Federal agency, or an agent or employee thereof.

Person who prepares sewage sludge is either the person who generates sewage sludge during the treatment of domestic sewage in a treatment works or the person who derives a material from sewage sludge.

pH means the logarithm of the reciprocal of the hydrogen ion concentration measured at 25° Centigrade or measured at another temperature and then converted to an equivalent value at 25° Centigrade.

Point Source means any discernible, confined, and discrete conveyance, including but not limited to, any pipe, ditch, channel, tunnel, conduit, well, discrete fissure, container, rolling stock, concentrated animal feeding operation, landfill leachate collection system, vessel or other floating craft from which pollutants are or may be discharged. This term does not include return flows from irrigated agriculture or agricultural storm water runoff (see 40 C.F.R. § 122.3).

Pollutant means dredged spoil, solid waste, incinerator residue, filter backwash, sewage, garbage, sewage sludge, munitions, chemical wastes, biological materials, radioactive materials

NPDES PART II STANDARD CONDITIONS

(April 26, 2018)

(except those regulated under the Atomic Energy Act of 1954, as amended (42 U.S.C. 2011 *et seq.*)), heat, wrecked or discarded equipment, rock, sand, cellar dirt and industrial, municipal, and agricultural waste discharged into water. It does not mean:

- (a) Sewage from vessels; or
- (b) Water, gas, or other material which is injected into a well to facilitate production of oil or gas, or water derived in association with oil and gas production and disposed of in a well, if the well is used either to facilitate production or for disposal purposes is approved by the authority of the State in which the well is located, and if the State determines that the injection or disposal will not result in the degradation of ground or surface water resources.

Primary industry category means any industry category listed in the NRDC settlement agreement (*Natural Resources Defense Council et al. v. Train*, 8 E.R.C. 2120 (D.D.C. 1976), *modified* 12 E.R.C. 1833 (D.D.C. 1979)); also listed in Appendix A of 40 C.F.R. Part 122.

Privately owned treatment works means any device or system which is (a) used to treat wastes from any facility whose operator is not the operator of the treatment works and (b) not a “POTW.”

Process wastewater means any water which, during manufacturing or processing, comes into direct contact with or results from the production or use of any raw material, intermediate product, finished product, byproduct, or waste product.

Publicly owned treatment works (POTW) means a treatment works as defined by Section 212 of the Act, which is owned by a State or municipality (as defined by Section 504(4) of the Act). This definition includes any devices and systems used in the storage, treatment, recycling and reclamation of municipal sewage or industrial wastes of a liquid nature. It also includes sewers, pipes and other conveyances only if they convey wastewater to a POTW Treatment Plant. The term also means the municipality as defined in Section 502(4) of the Act, which has jurisdiction over the indirect discharges to and the discharges from such a treatment works.

Regional Administrator means the Regional Administrator, EPA, Region I, Boston, Massachusetts.

Secondary industry category means any industry which is not a “primary industry category.”

Septage means the liquid and solid material pumped from a septic tank, cesspool, or similar domestic sewage treatment system, or a holding tank when the system is cleaned or maintained.

Sewage Sludge means any solid, semi-solid, or liquid residue removed during the treatment of municipal waste water or domestic sewage. Sewage sludge includes, but is not limited to, solids removed during primary, secondary, or advanced waste water treatment, scum, septage, portable toilet pumpings, type III marine sanitation device pumpings (33 C.F.R. Part 159), and sewage sludge products. Sewage sludge does not include grit or screenings, or ash generated during the incineration of sewage sludge.

Sewage sludge incinerator is an enclosed device in which only sewage sludge and auxiliary fuel are fired.

Sewage sludge unit is land on which only sewage sludge is placed for final disposal. This does

NPDES PART II STANDARD CONDITIONS

(April 26, 2018)

not include land on which sewage sludge is either stored or treated. Land does not include waters of the United States, as defined in 40 C.F.R. § 122.2.

Sewage sludge use or disposal practice means the collection, storage, treatment, transportation, processing, monitoring, use, or disposal of sewage sludge.

Significant materials includes, but is not limited to: raw materials; fuels; materials such as solvents, detergents, and plastic pellets; finished materials such as metallic products; raw materials used in food processing or production; hazardous substance designated under Section 101(14) of CERCLA; any chemical the facility is required to report pursuant to Section 313 of title III of SARA; fertilizers; pesticides; and waste products such as ashes, slag and sludge that have the potential to be released with storm water discharges.

Significant spills includes, but is not limited to, releases of oil or hazardous substances in excess of reportable quantities under Section 311 of the CWA (see 40 C.F.R. §§ 110.10 and 117.21) or Section 102 of CERCLA (see 40 C.F.R. § 302.4).

Sludge-only facility means any “treatment works treating domestic sewage” whose methods of sewage sludge use or disposal are subject to regulations promulgated pursuant to section 405(d) of the CWA, and is required to obtain a permit under 40 C.F.R. § 122.1(b)(2).

State means any of the 50 States, the District of Columbia, Guam, the Commonwealth of Puerto Rico, the Virgin Islands, American Samoa, the Commonwealth of the Northern Mariana Islands, the Trust Territory of the Pacific Islands, or an Indian Tribe as defined in the regulations which meets the requirements of 40 C.F.R. § 123.31.

Store or storage of sewage sludge is the placement of sewage sludge on land on which the sewage sludge remains for two years or less. This does not include the placement of sewage sludge on land for treatment.

Storm water means storm water runoff, snow melt runoff, and surface runoff and drainage.

Storm water discharge associated with industrial activity means the discharge from any conveyance that is used for collecting and conveying storm water and that is directly related to manufacturing, processing, or raw materials storage areas at an industrial plant.

Surface disposal site is an area of land that contains one or more active sewage sludge units.

Toxic pollutant means any pollutant listed as toxic under Section 307(a)(1) or, in the case of “sludge use or disposal practices,” any pollutant identified in regulations implementing Section 405(d) of the CWA.

Treatment works treating domestic sewage means a POTW or any other sewage sludge or waste water treatment devices or systems, regardless of ownership (including federal facilities), used in the storage, treatment, recycling, and reclamation of municipal or domestic sewage, including land dedicated for the disposal of sewage sludge. This definition does not include septic tanks or similar devices.

For purposes of this definition, “domestic sewage” includes waste and waste water from humans or household operations that are discharged to or otherwise enter a treatment works. In States where there is no approved State sludge management program under Section 405(f) of the CWA, the Director may designate any person subject to the standards for sewage sludge use and

NPDES PART II STANDARD CONDITIONS

(April 26, 2018)

disposal in 40 C.F.R. Part 503 as a “treatment works treating domestic sewage,” where he or she finds that there is a potential for adverse effects on public health and the environment from poor sludge quality or poor sludge handling, use or disposal practices, or where he or she finds that such designation is necessary to ensure that such person is in compliance with 40 C.F.R. Part 503.

Upset see B.5.a. above.

Vector attraction is the characteristic of sewage sludge that attracts rodents, flies, mosquitoes, or other organisms capable of transporting infectious agents.

Waste pile or *pile* means any non-containerized accumulation of solid, non-flowing waste that is used for treatment or storage.

Waters of the United States or *waters of the U.S.* means:

- (a) All waters which are currently used, were used in the past, or may be susceptible to use in interstate or foreign commerce, including all waters which are subject to the ebb and flow of the tide;
- (b) All interstate waters, including interstate “wetlands;”
- (c) All other waters such as intrastate lakes, rivers, streams (including intermittent streams), mudflats, sandflats, “wetlands”, sloughs, prairie potholes, wet meadows, playa lakes, or natural ponds the use, degradation, or destruction of which would affect or could affect interstate or foreign commerce including any such waters:
 - (1) Which are or could be used by interstate or foreign travelers for recreational or other purpose;
 - (2) From which fish or shellfish are or could be taken and sold in interstate or foreign commerce; or
 - (3) Which are used or could be used for industrial purposes by industries in interstate commerce;
- (d) All impoundments of waters otherwise defined as waters of the United States under this definition;
- (e) Tributaries of waters identified in paragraphs (a) through (d) of this definition;
- (f) The territorial sea; and
- (g) “Wetlands” adjacent to waters (other than waters that are themselves wetlands) identified in paragraphs (a) through (f) of this definition.

Waste treatment systems, including treatment ponds or lagoons designed to meet the requirements of CWA (other than cooling ponds as defined in 40 C.F.R. § 423.11(m) which also meet the criteria of this definition) are not waters of the United States. This exclusion applies only to manmade bodies of water which neither were originally created in waters of the United States (such as disposal area in wetlands) nor resulted from the impoundment of waters of the United States. Waters of the United States do not include prior converted cropland.

NPDES PART II STANDARD CONDITIONS

(April 26, 2018)

Notwithstanding the determination of an area's status as prior converted cropland by any other federal agency, for the purposes of the Clean Water Act, the final authority regarding Clean Water Act jurisdiction remains with EPA.

Wetlands means those areas that are inundated or saturated by surface or groundwater at a frequency and duration sufficient to support, and that under normal circumstances do support, a prevalence of vegetation typically adapted for life in saturated soil conditions. Wetlands generally include swamps, marshes, bogs, and similar areas.

Whole Effluent Toxicity (WET) means the aggregate toxic effect of an effluent measured directly by a toxicity test.

Zone of Initial Dilution (ZID) means the region of initial mixing surrounding or adjacent to the end of the outfall pipe or diffuser ports, provided that the ZID may not be larger than allowed by mixing zone restrictions in applicable water quality standards.

2. Commonly Used Abbreviations

BOD	Five-day biochemical oxygen demand unless otherwise specified
CBOD	Carbonaceous BOD
CFS	Cubic feet per second
COD	Chemical oxygen demand
Chlorine	
Cl ₂	Total residual chlorine
TRC	Total residual chlorine which is a combination of free available chlorine (FAC, see below) and combined chlorine (chloramines, etc.)
TRO	Total residual chlorine in marine waters where halogen compounds are present
FAC	Free available chlorine (aqueous molecular chlorine, hypochlorous acid, and hypochlorite ion)
Coliform	
Coliform, Fecal	Total fecal coliform bacteria
Coliform, Total	Total coliform bacteria
Cont.	Continuous recording of the parameter being monitored, i.e. flow, temperature, pH, etc.
Cu. M/day or M ³ /day	Cubic meters per day
DO	Dissolved oxygen

NPDES PART II STANDARD CONDITIONS
(April 26, 2018)

kg/day	Kilograms per day
lbs/day	Pounds per day
mg/L	Milligram(s) per liter
mL/L	Milliliters per liter
MGD	Million gallons per day
Nitrogen	
Total N	Total nitrogen
NH3-N	Ammonia nitrogen as nitrogen
NO3-N	Nitrate as nitrogen
NO2-N	Nitrite as nitrogen
NO3-NO2	Combined nitrate and nitrite nitrogen as nitrogen
TKN	Total Kjeldahl nitrogen as nitrogen
Oil & Grease	Freon extractable material
PCB	Polychlorinated biphenyl
Surfactant	Surface-active agent
Temp. °C	Temperature in degrees Centigrade
Temp. °F	Temperature in degrees Fahrenheit
TOC	Total organic carbon
Total P	Total phosphorus
TSS or NFR	Total suspended solids or total nonfilterable residue
Turb. or Turbidity	Turbidity measured by the Nephelometric Method (NTU)
µg/L	Microgram(s) per liter
WET	“Whole effluent toxicity”
ZID	Zone of Initial Dilution

**RESPONSE TO COMMENTS
NPDES PERMIT NO. MA0100862
WINCHENDON WATER POLLUTION CONTROL FACILITY
WINCHENDON, MASSACHUSETTS**

The U.S. Environmental Protection Agency’s New England Region (EPA) is issuing a Final National Pollutant Discharge Elimination System (NPDES) Permit for the Winchendon Water Pollution Control Facility (WPCF) located in Winchendon, Massachusetts. This permit is being issued under the Federal Clean Water Act (CWA), 33 U.S.C., §§ 1251 *et seq.*

In accordance with the provisions of 40 Code of Federal Regulations (CFR) § 124.17, this document presents EPA’s responses to comments received on the Draft NPDES Permit # MA0100862 (“Draft Permit”). The Response to Comments explains and supports EPA’s determinations that form the basis of the Final Permit. From June 4, 2021 through July 6, 2021, solicited public comments on the Draft Permit.

EPA received comments from:

- Winchendon Department of Public Works, submitted July 6, 2021
- Connecticut Department of Energy and Environmental Protection, submitted June 24, 2021

Although EPA’s knowledge of the facility has benefited from the various comments and additional information submitted, the information and arguments presented did not raise any substantial new questions concerning the permit that warranted a reopening of the public comment period.

A copy of the Final Permit and this response to comments document will be posted on the EPA Region 1 web site: <https://www.epa.gov/npdes-permits/massachusetts-final-individual-npdes-permits>.

A copy of the Final Permit may be also obtained by writing or calling Michael Cobb, U.S. EPA, 5 Post Office Square, Suite 100 (Mail Code: 06-4), Boston, MA 02109-3912; Telephone: (617) 918-1369; Email: Cobb.Michael@epa.gov.

Table of Contents

I.	Responses to Comments.....	2
A.	Comments from Brian Croteau, Director of Public Works, Department of Public Works, Town of Winchendon, on July 6, 2021:.....	2
B.	Comments from Jennifer L. Perry, Director, Water Planning and Management Division, Connecticut Department of Energy and Environmental Protection, on June 24, 2021. ..	3
	Appendix A: General Response to Comments on Long Island Sound (“LIS”) NPDES Out-of-Basin Total Nitrogen Permitting Approach	

I. Responses to Comments

Comments are reproduced below as received; they have not been edited.

A. Comments from Brian Croteau, Director of Public Works, Department of Public Works, Town of Winchendon, on July 6, 2021:

Comment 1

This letter is in regards to the NPDES draft permit that was sent to the Town of Winchendon in June of 2021. We have a few questions that we would like answered and possibly changed in the permit.

1. Currently we have an interim copper limit. Can this be reinstituted?
2. Currently we use (PAC) which is a non-corrosive product. With the change requested to the aluminum limits, it will be very difficult for us to keep using (PAC) and will force us to use Ferric Chloride. This will cause damage faster to the equipment in place now, resulting in spending more on maintenance and repair.
3. Currently the CNOEC limit is 22%; your new proposed limit is 28% percent. Can we keep this limit at 22% and not change it to the 28%, as we would fail in most quarters with the new regulated percentage. If we need to adjust to the 28%, please explain the reasoning behind the change so that we can better understand.
4. Currently the old permit has no monthly average for lead. The new permit has a limit of 0.4 ug/L on a monthly average. Can this limit be raised or removed to stay current with the old permit?

The new requirements above will result in extreme operational changes within the plant; this will result in drastic rate increases. By keeping the permit as is, the current permit is manageable to keep in compliance. What changes can be made to the draft permit to make this achievable?

Response 1

EPA appreciates the questions regarding the Draft Permit and has responded to them in the same order below.

Regarding the interim copper limit, page 36 of the Fact Sheet noted the following: “Related to copper, EPA notes that Winchendon is currently under an administrative order of consent and should continue making efforts under this order to come into compliance with the copper limits.” EPA acknowledges that the administrative order includes interim limits and confirms that the administrative order (including the interim limits) will continue to be effective under the newly reissued permit.

Regarding the aluminum limit, as described in Appendix B of the Fact Sheet, EPA determined that the Winchendon discharge causes, has the reasonable potential to cause, or contribute to an excursion of current WQS so the permit must contain a water quality-based effluent limit (WQBEL) for aluminum. *See* 40 CFR § 122.44(d)(1)(iii). Regarding the use of poly-aluminium chloride (PAC), EPA recognizes that operational changes may

be necessary to meet the new aluminum limit but notes that EPA must protect all effective water quality standards, including for aluminum. However, EPA notes that the aluminum limit includes a 3-year compliance schedule based on ongoing efforts by MassDEP to soon revise the Massachusetts aluminum criteria. Therefore, during the three-year compliance schedule, the limit may be revised or removed if the new criteria become effective through a permit modification if warranted by a reevaluation using the new criteria. This was discussed on page 36 of the Fact Sheet. In the meantime, EPA recommends that the Permittee utilize the time allotted by the compliance schedule to explore options for potential process changes (such as alternate chemical addition) to ensure it can meet the limit if the limit does become effective in the future.

Regarding the more stringent chronic WET limit, pages 37 to 38 of the Fact Sheet note that the slight decrease in the dilution factor for the WPCF resulted in a slight change to the chronic WET limit from 22% to 28%. This is because the limit is based on the following equation: $\text{Limit} = 1 / \text{Dilution Factor}$. EPA is unable to retain the limit of 22% as it would not ensure the protection of Massachusetts WQS at 314 CMR 4.05(5)(e) (related to toxic impacts) under critical flow conditions. EPA recognizes that all of the chronic WET test results since January of 2019 were reported as 22%, which would be violations of the new limit of 28%. However, a review of the supporting WET reports indicates that these test results were actually 100% but were merely reported as 22% (presumably because that satisfied the permit limit). EPA considers these results to simply be a reporting error and notes that these WET tests should have been reported as 100% which would not be violations of the existing limit of 22% or the new limit of 28%. Therefore, the new limit is retained in the Final Permit and EPA does not anticipate that the facility will have any trouble complying with this limit. Moving forward, the Permittee should report the actual WET results, as required by the permit.

Regarding the lead limit, as described in Appendix B of the Fact Sheet, EPA determined that the Winchendon discharge causes, has the reasonable potential to cause, or contribute to an excursion of WQS so the permit must contain a water quality-based effluent limit (WQBEL) for lead. *See* 40 CFR § 122.44(d)(1)(iii). EPA recognizes that the facility is likely not able to comply with this limit immediately and has, therefore, included a two-year compliance schedule for the facility to optimize lead removal from the effluent. If the Permittee is unable to comply with the limit once it becomes effective, they may contact EPA's Enforcement and Compliance Assurance Division (ECAD) to discuss a potential administrative order with additional time to achieve the lead limit through alternate means.

B. Comments from Jennifer L. Perry, Director, Water Planning and Management Division, Connecticut Department of Energy and Environmental Protection, on June 24, 2021.

Comment 2

The Connecticut Department of Energy and Environmental Protection (CT DEEP) is providing comment on the draft NPDES permit for the Winchendon wastewater treatment plant (WWTP) referenced above. The draft permit authorizes discharges of treated wastewater to Millers River,

which connects to the Connecticut River. The Connecticut River subsequently flows through Connecticut and drains to Long Island Sound (LIS).

As a downstream state, Connecticut has a keen interest in WWTP discharges and potential impacts to both the major receiving tributaries and LIS. LIS is affected by hypoxic conditions, which occur annually in the summer. Hypoxia in LIS has been well documented to result from excessive amounts of nitrogen. Discharges from wastewater treatment plants contribute to the nitrogen loading and subsequent hypoxic conditions in LIS.

In response to the occurrence of hypoxia in LIS, Connecticut and New York jointly developed a Total Maximum Daily Load (TMDL) for nitrogen which was approved by the Federal Environmental Protection Agency (EPA) in April, 2001. In addition to a number of nitrogen reduction efforts required of Connecticut and New York, the TMDL specified a 25% reduction in the baseline nitrogen load from WWTPs located upstream of Connecticut with discharges that ultimately flow to LIS (MA, NH, and VT). At that time, nitrogen monitoring data was not available and the baseline load for the upstream state's WWTPs was determined using design flows and an average discharge concentration (15 mg/L). It is important to note that very few, if any, WWTPs were operating at design flow capacity at that time. Because of this, the baseline load estimated in the TMDL for WWTPs located upstream of Connecticut was grossly overestimated.

Nitrogen loads from the upstream state's WWTPs were later determined using 2004-2005 monitoring data and average flows. In cases where nitrogen monitoring data were not available, an assumed concentration was used that varied based on the level of treatment. Based on this analysis, it was stated that the upstream states "are meeting" the TMDL target nitrogen load. However, little if any actual nitrogen removal efforts were implemented at that time. The total nitrogen load estimate was used as a "not to exceed" cap in WWTP discharge permits. We believe the 2004-2005 nitrogen load estimate more accurately reflects actual total nitrogen discharges from WWTP's located in the upstream states. As such, this estimate represents the baseline load from which a 25% reduction target should be established in accordance with the TMDL. Additionally, it is a misrepresentation to state or infer that the upstream states are meeting the LIS TMDL.

Response 2

EPA acknowledges that there is uncertainty regarding to the actual load of nitrogen being discharged in 1998. In developing its approach to nitrogen effluent limits in the Connecticut River watershed, along with 2004-2005 estimate, referenced by the commenter, EPA considered the scientific papers published after the completion of the TMDL that cast doubt on the 1998 out-of-basin baseline point source loading of 21,672 lb/day from which a 25% reduction in nitrogen was assumed in the TMDL. These later estimates suggest that the baseline loading may have been significantly lower than assumed in the TMDL which, in turn, casts doubt on claims of out-of-basin point source load reductions achieved so far.

Furthermore, in 2013 the United States Geological Survey (USGS) published an estimation of the total nitrogen load to LIS from Connecticut and contributing areas to the

north for October 1998 to September 2009.¹ Available total nitrogen and continuous flow data from 37 water-quality monitoring stations in the LIS watershed, for some or all of these years, were used to compute total annual nitrogen yields and loads. In order to extract the non-point source loadings from the total nitrogen measured, the authors relied on point source estimates from the SPARROW model of nutrient delivery to waters in the Northeastern and Mid-Atlantic states in 2002, including the Connecticut River, that was published by Moore and others in 2011.² The SPARROW model estimated that 1,776.7 metric tons per year (MT/yr) (or annual average 10,820 lb/day) of total nitrogen was discharged to the Connecticut River from Massachusetts, New Hampshire and Vermont in 2002.³ These estimates were based on an approach by Maupin and Ivahnenko, published the same year, which used discharge monitoring data available from EPA's Permit Compliance System (PCS) database for 2002.^{4,5} Where no data was available, an estimated typical pollutant concentration (TPC) and flow was used to approximate nitrogen loading from point sources according to their industrial category.⁶

Uncertainty regarding to the out-of-basin load assumed in the TMDL can never be removed because there is very little out-of-basin point source nitrogen effluent data from 1998. Rather than attempting to recalculate or refine the baseline, EPA has determined that the imposition of the TN effluent limitations is consistent with requirements and assumptions of the TMDL by imposing (for the first time) enforceable load restrictions on the facility to prevent the discharge from increasing and contributing to further degradation of LIS. Capping the aggregate out-of-basin load while allowing the receiving waters to respond to significant in-basin reductions is a reasonable approach to meeting EPA's obligations under Section 301 of the Act. LIS is subject to extensive monitoring, and the impact of nutrient reductions on water bodies can take time to manifest. EPA will be evaluating the receiving water response over this permit cycle and will take this information into account when determining the need, if any, for more stringent TN effluent limitations. For this reason, despite the irreducible uncertainty regarding the 1998 out-of-basin load, EPA will implement the TMDL as described in the Fact Sheet, including the effluent limit and the optimization requirement for Winchendon as proposed in the Draft Permit.

¹ Mullaney, J.R., and Schwarz, G.E., 2013, Estimated Nitrogen Loads from Selected Tributaries in Connecticut Draining to Long Island Sound, 1999–2009: U.S. Geological Survey Scientific Investigations Report 2013–5171, 65

² Moore, Richard B., Craig M. Johnston, Richard A. Smith, and Bryan Milstead, 2011. Source and Delivery of Nutrients to Receiving Waters in the Northeastern and Mid-Atlantic Regions of the United States. *Journal of the American Water Resources Association (JAWRA)* 47(5):965-990. DOI: 10.1111/j.1752-1688.2011.00582.x

³ Extrapolated from Moore, et.al 2011, Table 3 on page 977 which estimated that for 2002 an 33.2 % of the total 4,553 MT/yr Massachusetts nitrogen load was from point sources, 2.5% of the total 3,795 MT/yr Vermont nitrogen load was from point sources and 6.1 percent of the total 2,790 MT/yr New Hampshire nitrogen load was from point sources.

⁴ Moore (2011), page 968.

⁵ Maupin, Molly A. and Tamara Ivahnenko, 2011. Nutrient Loadings to Streams of the Continental United States From Municipal and Industrial Effluent. *Journal of the American Water Resources Association (JAWRA)* 47(5):950-964.

⁶ Maupin (2011), page 954.

Comment 3

The states of Connecticut and New York met the TMDL target reductions for nitrogen in 2014 and 2017, respectively. Currently, Connecticut's WWTPs discharge 5.2 mg/l of nitrogen in aggregate, including WWTPs that have not pursued technology upgrades for nitrogen removal. In 2016, Connecticut initiated additional reductions in nitrogen at WWTPs, which will exceed the TMDL target nitrogen load when completed.

As Connecticut continues to achieve greater nitrogen reductions at its WWTPs, the load from the upstream states consequently becomes a greater portion of the total load to LIS and warrants full attention. A study of nitrogen loading trends to LIS from New England states found that approximately 50% of the nitrogen load to LIS comes from areas north of Connecticut (Mullaney and Schwarz, 2013). This study was based on 10 years (1999-2009) of data and compared computed nitrogen loads from four gaging stations located along the Connecticut-Massachusetts border to the total nitrogen load computed from gages (and estimates) within Connecticut. Based on Mullaney et al. 2018, Connecticut's nitrogen load to the CT River continued to be about 50% of the total nitrogen load to LIS and ranged from 31-52% based on 5 years (2009-2014) of monitoring data collected at two locations in the Connecticut River. Both of these studies include nonpoint source nitrogen loads as well as point source. Finally, a study conducted by Smith et al. 2008 found that very little to no attenuation occurs in the Connecticut River, so this entire total nitrogen load from the upstream states is essentially transported directly to LIS.

Response 3

EPA acknowledges this comment.

Comment 4

CT DEEP notes that the draft Winchendon permit includes a total nitrogen limit in pounds per day which is to be reported by the monthly average as well as the rolling annual average. This total nitrogen limit of 92 pounds per day exceeds the annual average loading of 35 pounds per day determined using 2015-2019 data. This equates to an allowable increase of 62% in the total nitrogen load to LIS. It has been assumed that attainment of this permit limit will not result in an increase of total nitrogen above the target TMDL load. However, as stated in the above paragraphs, the TMDL baseline total nitrogen load for upstream states was overestimated and therefore, the TMDL target for plants such as this, is an overestimate. WWTPs located in the upstream states have initiated little nitrogen removal efforts, none of which would result in a 25% reduction. Therefore, despite the fact that the permitted nitrogen load is lower than the measured 2015-2020 load, both loads likely represents an actual increase since the TMDL was established in 2001, and such increased load has the potential to adversely impact LIS.

Response 4

EPA acknowledges that the nitrogen limit of 92 lb/day is well above Winchendon's 2015-2020 annual average load. However, EPA is adopting a systematic permitting approach that includes continued optimization with effluent limits that provides assurance that long term loads will not increase. The permit allocates the current TN load so that: the aggregate out-of-basin TN load does not increase; effluent limits are annual average mass-based; consistent with the assumptions of the TMDL, no individual facility is left with an effluent limit that is not achievable using readily available treatment technology

at the facility's design flow; and smaller facilities can achieve their limits through optimization. Under this systematic permitting approach, nitrogen effluent limits and/or optimization will be pursued for all facilities in the LIS watershed with design flow greater than 100,000 gpd. This aggregate, gross-level approach is appropriate given the large number of facilities whose discharges contribute to TN loading into LIS and the geographic expanse in which they are situated.

Comment 5

The draft permit contains a condition for the WWTP to continue to optimize facility operations in order to improve nitrogen removal performance. Such optimization techniques include but are not limited to continued ammonia removal, maximization of solids retention, and continued compliance with BOD₅ and TSS limits. We concur with this condition and would like to see a requirement for the permittee to incorporate additional nitrogen reduction methods specifically, in the event of increased flow and subsequent nitrogen loads.

Response 5

As CT DEEP suggests, the Draft Permit requires the Permittee to continue to optimize facility operations in order to improve nitrogen removal performance. Specifically, Section I.G.1.a of the Draft Permit states:

The Permittee shall optimize the treatment facility operations relative to total nitrogen ("TN") removal through measures such as continued ammonia removal, maximization of solids retention time while maintaining compliance with BOD₅ and TSS limits, and/or other operational changes designed to enhance the removal of nitrogen in order to minimize the annual average mass discharge of total nitrogen.

Thus, EPA agrees with CT DEEP that the Permittee should incorporate such nitrogen reduction methods and required it in the Draft Permit. This provision will be retained in the Final Permit.

Comment 6

Also specified with the optimization study, is a condition for the WWTP to provide an annual report that documents the nitrogen removal optimization activities, the nitrogen load discharged from the facility, and a review of nitrogen loading trends relative to the previous year.

Response 6

EPA acknowledges this comment.

Comment 7

While we greatly appreciate the initial steps taken by EPA to include an enforceable nitrogen load limit, we have concerns that any allowable increase in nitrogen loads will exceed the actual nitrogen load that was occurring at the time the TMDL was developed. Because any increase in nitrogen loads will impact LIS, we request that EPA assure that no increase in total nitrogen loads from the upstream states be allowed.

Response 7

EPA acknowledges this comment and is making efforts to limit nitrogen loading in LIS from upstream states, as evidenced by the holistic approach presented in new LIS permits in both Massachusetts and New Hampshire. This is discussed in more detail in Section 5.1.8.1 of the Fact Sheet.

See Appendix A General Response.

APPENDIX A

GENERAL RESPONSE TO COMMENTS ON LONG ISLAND SOUND (“LIS”) NPDES OUT-OF-BASIN TOTAL NITROGEN PERMITTING APPROACH

Numerous comments were received regarding the new total nitrogen (“TN”) effluent limits. This General Nitrogen Response (“General Response”) provides a comprehensive explanation of the overall approach EPA has adopted to address TN effluent limitations for out-of-basin POTWs discharging to Long Island Sound, taking into account the Clean Water Act (CWA or “the Act”), implementing regulations, case law and varied technical and policy considerations. It addresses the comments received regarding the new TN effluent limits and is referenced in many of the responses to those specific comments. EPA’s methodology for establishing TN limitations for out-of-basin POTWs in Massachusetts was been challenged in the United States Environmental Appeals Board, where review of the permit was denied in its entirety in a 93-page opinion. *In re Springfield Water and Sewer Commission*, 18 E.A.D. 430 (EAB 2021).¹ That decision is incorporated by reference into this Appendix.

¹ On September 30, 2020, Region 1 issued a final NPDES permit to the Springfield Water and Sewer Commission and 6 co-permittees for discharges from the Springfield Regional Wastewater Treatment Facility and CSOs to the Connecticut River, which flows into Long Island Sound, for which there is an existing TMDL developed by CT and NY, and approved by EPA, to address total nitrogen. Springfield challenged multiple aspects of the permit, including the total nitrogen WQBEL, CSO requirements, the inclusion of the 6 co-permittees and related requirements, and various other monitoring and technical provisions.

Regarding Springfield’s arguments around the Region’s development and imposition of the nitrogen WQBEL, the EAB held that the Region thoroughly explained its decision-making and responded to comments as they related to a tiering approach based on facility size and assessing the use of facility design flow. For example, the Region explained that it used its best professional judgment and information available at the time of permit issuance to cap nitrogen loads to prevent further contributions to nitrogen impairment of Long Island Sound. The EAB held that Springfield failed to confront the Region’s explanation of its allocation of nitrogen loads to the facility based on design flow and failed to demonstrate that the Region’s allocation was clearly erroneous in light of the record. The EAB also rejected Springfield’s argument that the Region clearly erred by removing allowances for increased nitrogen loadings for future activities, noting that Springfield did not present any substantiated reason to question the Region’s considered judgment on the technical considerations of incremental flow increases.

As to Springfield’s arguments regarding the Region’s derivation of the nitrogen WQBEL, the EAB held that the Region derived the limit consistent with EPA regulations and guidance, which do not require use of any particular methodology in determining whether there is “reasonable potential” for a discharge to cause or contribute to an exceedance of WQS, but rather accord significant flexibility when making this technical determination. The EAB also held that Springfield failed to demonstrate that the nitrogen limit is not consistent with the assumptions and requirements of the wasteload allocations in the Long Island Sound TMDL and misapprehends the CWA and EPA regulations, which require the Region to issue a permit that will ensure compliance with the antidegradation requirements of CT as a downstream affected state. Finally, the EAB held that Springfield failed to demonstrate that the Region clearly erred in declining to include a compliance schedule for the nitrogen WQBEL and by imposing a narrative nitrogen optimization standard.

I. Introduction and Description of Permitting Approach²

EPA has adopted a systemic, state-by-state approach to reduce out-of-basin loading of nitrogen pollution into Long Island Sound from POTW point sources in Massachusetts, New Hampshire, and Vermont, through the coordinated issuance of individual NPDES permits (“Out-of-Basin Permitting Approach”). These out-of-basin facilities have not been assigned waste load allocations (“WLAs”) under the Long Island Sound Total Maximum Daily Load³ (“TMDL”) approved by EPA in 2001. The task of allocating nitrogen loads among these facilities in a manner that ensures compliance with water quality standards, as required under Section 301 of the Act, falls to EPA. That EPA would implement any necessary reductions through the issuance and oversight of NPDES permits was expressly assumed by the TMDL. Uncontested on the record before EPA in this permit proceeding are two facts: first, that significant amounts of nitrogen from out-of-basin facilities are discharged to the LIS watershed (as much as 6 million pounds per year, based on the sum of the maximum annual discharge from each out-of-basin discharger from 2013 to 2017), and, second, that ongoing nitrogen-driven water quality impairments exist in LIS.

When confronting the difficult environmental regulatory problem of controlling or accounting for dozens of discharges into a complex water body like Long Island Sound, EPA was presented with a variety of potential permitting approaches. Long Island Sound is a nitrogen-impaired water body spanning 1,268 square miles that implicates the sometimes divergent interests of five states, dozens of municipalities and numerous non-governmental organizations (“NGOs”), along with interested members of the public. In developing its overarching permitting approach, as well as each individual permit, EPA carefully considered, but ultimately rejected, several possible alternatives, on two principal grounds: (1) that they were not sufficiently protective to assure that all the applicable requirements of the Act would be met (*i.e.*, they lacked enforceable TN effluent limitations to *ensure* as a matter of law that nitrogen loads would be maintained at protective levels), or (2) that they would entail unwarranted uncertainty and delay (*i.e.*, they called for the development of new or revised TMDLs or for development of extensive new data

² The NPDES out-of-basin permitting approach described here is distinct from the Long Island Sound Nitrogen Reduction Strategy. In December 2015, EPA sent a letter to the environmental agency commissioners of MA, CT, NY, VT and NH setting forth a post-TMDL EPA Long Island Sound Nitrogen Reduction Strategy (the “LIS Strategy”) for waters in the LIS watershed. The strategy recognizes that more work may need to be done to reduce nitrogen levels, further improve dissolved oxygen (“DO”) conditions, and attain other related water quality standards in LIS, particularly in coastal embayments and the estuarine portions of rivers that flow into the Sound. EPA is working to establish nitrogen thresholds for Western LIS and several coastal embayments, including the mouth of the Housatonic River. Currently, EPA is responding to comments on our threshold modelling methodology from the public, external technical reviewers and our state and county partners. Documents regarding the LIS Strategy are available for public access on EPA’s Long Island Sound website (<http://longislandsoundstudy.net/issues-actions/water-quality/nitrogen-strategy/>). Upon completion of establishing thresholds and assessing the water quality conditions of the estuarine waters of the Connecticut River, allocations of total nitrogen loadings may be lowered if further reductions are necessary. Thus, while EPA’s current systemic NPDES permitting approach discussed in this general comment, and embodied in this permit, does not currently rely on data from the LIS Strategy, future efforts to establish permit limits could be informed by relevant data and recommendations that result from the LIS Strategy effort. If reductions are needed for this particular discharge, a lower water quality-based effluent limit will be added in a future permit cycle. If so, EPA anticipates exploring possible trading approaches for nitrogen loading in the Massachusetts portion of the Connecticut River watershed.

³ Connecticut Department of Environmental Protection and New York State Department of Environmental Conservation, *A Total Maximum Daily Load Analysis to Achieve Water Quality Standards for Dissolved Oxygen in Long Island Sound* (LIS TMDL), December 2000.

collection or modelling in an attempt refine or pinpoint necessary targets and loads, even though the permits at issue have long-since expired and water quality impairments are ongoing).

Rather than approach this complex permitting task on an *ad hoc* basis, EPA instead fashioned a systemic permitting approach designed to comprehensively regulate nitrogen loading from out-of-basin nitrogen sources on a gross, basin-level scale. EPA addressed the existing TN loading to ensure achievement of the following overarching objectives:

- the overall out-of-basin TN load does not increase, given that the LIS is already nitrogen impaired;
- effluent limits are annual average mass-based, consistent with the assumptions of the TMDL;
- no individual facility is left with an effluent limit that is not achievable using readily available treatment technology at the facility's design flow; and
- smaller facilities can achieve their limits through optimization.

EPA's derivation of effluent limitations to implement these objectives, based on its best professional judgment and information reasonably available to the permit writer at the time of permit issuance, consists of three essential parts:

- First, EPA *identified* the existing aggregate load from all contributing facilities in a given state.
- Second, because Long Island Sound is already nitrogen impaired and failing to achieve applicable water quality standards,⁴ EPA *capped* that load to avoid contributing to further impairments and fully protect existing uses.
- Third, EPA *allocated* the load according to a water quality-related consideration rationally related to achieving water quality standards in Long Island Sound and carrying out the objectives of the Act.

In the case of Massachusetts, that consideration was facility *size*, with loads distributed based on the design flow of the POTW treatment plants. In deriving design-flow-based effluent limitations, EPA utilized the following methodology:

- EPA estimated the current maximum out-of-basin annual point source load using data for the five years prior to the year of the Draft Permit, consistent with Region 1's ordinary practice of using the most recent five years of data in the derivation of effluent limits for permits, which is in accordance with the recommendation in EPA guidance to use three to five years and, by use of the longer timeframe, is intended to more fully capture a representative data set⁵ (see estimate of recent effluent loadings appended to the Fact Sheet);

⁴ CTDEEP, Interstate Environmental Commission, EPA, *2019 Long Island Sound Hypoxia Season Review*, available at: http://www.iec-nynjct.org/sites/default/files/2020-07/FINAL_LISound-Hypoxia-2019-Combined-Report_april2020.pdf

⁵ *NPDES Permit Writer's Manual*, EPA-833-K-10-001, September 2010, page 5-30, available at: https://www.epa.gov/sites/production/files/2015-09/documents/pwm_2010.pdf, page.

- It prioritized effluent limits for major POTW facilities with design flow greater than 1 MGD, consistent with the definition of major facility in 40 CFR §122.2;⁶
- It developed mass-based rolling annual average TN effluent limits based on design flow (consistent with 40 CFR § 122.45(b)(1)) and effluent concentrations that can be achieved by means of currently available nitrogen removal technology for all facilities and the design flow for each facility, where $\text{effluent limit (lb/day)} = \text{Concentration (mg/L)} \times \text{Design Flow (MGD)} \times 8.345$;
- For POTW facilities with design flow less than 10 MGD, EPA based limits on concentrations that can typically be achieved through optimization, with more aggressive optimization expected for facilities with design flow greater than 5 MGD; and,
- For the four POTW facilities with design flow greater than 10 MGD (which together comprise more than half of the total Massachusetts load to LIS), EPA based limits on concentrations achievable through optimization or upgrades.

EPA's intention in establishing a total nitrogen limit in this and future permits for out-of-basin dischargers is not specifically to achieve greater nitrogen reductions, but rather to cap the out-of-basin contribution in a manner that provides assurance to the downstream state that total nitrogen loading will not increase with population or economic development. That assurance is provided by means of enforceable effluent limits.

Although EPA considered caps for individual dischargers at their current loadings, that approach was rejected because these effluent limits are subject to statutory antibacksliding requirements of CWA § 402(o) which would prevent a limit from being increased if flows increase due to new residential or industrial development. Therefore, a facility currently discharging well below its design flow, could be unable to meet the loading limit if, for example, a new industrial discharger were to tie in, even if that discharger were willing to invest in readily available treatment technology. EPA examined out-of-basin loads across the watershed and developed effluent limits that are achievable through optimization or readily available treatment technologies for all facilities, even if they are operating at their design flow. EPA has determined that this approach will be protective of water quality and will monitor receiving water response over the permit term and adjust as necessary in future permit cycles. EPA believes that this approach reasonably balances the need to hold overall TN loadings constant to avoid exacerbating ongoing nitrogen-driven environmental degradation against the inherent scientific and technical uncertainty associated with receiving water response in a water body as complex as LIS.

The basis for establishing mass-based effluent limits using facility design flow and 5, 8 and 10 mg/L as total nitrogen concentrations that facilities can meet by means of optimization or, for the four largest facilities, readily available treatment technology, meets the legal requirements of the CWA, as described in this General Response, section III, but was derived in order to balance the burden of treatment with the four largest facilities (currently generating approximately 51 to 58 % of the Massachusetts out-of-basin load) required to meet 5 mg/L concentration at design flow,

⁶ *NPDES Permit Writer's Manual*, EPA-833-K-10-001, September 2010, page 2-17, available at: https://www.epa.gov/sites/production/files/2015-09/documents/pwm_2010.pdf

and the remaining facilities with effluent limits that can be achieved through system optimization. In tiering the facilities, EPA considered the relative magnitude of flows from these facilities and observed that there was a significant divide between the four largest facilities and the remaining facilities (67 MGD for Springfield, 17.5 MGD for Holyoke, 17 MGD for Pittsfield and 15 MGD for Chicopee compared to 8.6 MGD for North Hampton). The four largest facilities contribute 53% of the design flow for the out-of-basin watershed. EPA also observed that three of these facilities are on the mainstem of the Connecticut River and Pittsfield is on the mainstem of the Housatonic. All of these factors, in EPA's technical judgment, warranted the further additional assurance of meeting water quality standards provided by a more stringent numeric cap in loading that may necessitate a facility upgrade, as opposed to limits achievable through optimization only. (EPA also notes that the four larger facilities will be able to spread the cost of any upgrade over a much larger user base).

While both 8 mg/L and 10 mg/L are within the range of total nitrogen concentrations achievable through low cost system modification,⁷ EPA chose the next cut off at 5 MGD partly on the assumption POTWs of greater than that size are likely to already possess the technical capability, operator sophistication and administrative capacity needed to achieve more stringent effluent limitations via optimization requirements. (To this point, EPA took notice of the fact that the 5 MGD threshold has some regulatory significance under EPA's regulations implementing the NPDES program, specifically pretreatment, where EPA determined that facilities of that size are significantly large enough to require a pretreatment program). EPA, of course, also took into account the relatively large magnitude of the loads associated with these facilities. Finally, EPA also took note of the fact that these facilities, though not serving communities as large as Springfield, Holyoke, Pittsfield and Chicopee, still have considerable ability to spread costs over user bases of considerable size.

EPA chose the 1 MGD cut off because that corresponds to the definition of major POTW under NPDES regulations. Facilities above 1 MGD account for approximately 80% of the total out-of-basin load. Because the many (41) facilities smaller than 1 MGD collectively account for a relatively small amount of the total load, EPA believes that optimization is a reasonable point of departure for these facilities, given their comparatively small loads and user bases.

Finally, those facilities under 0.1 MGD are required to monitor and report data that may be used in future permitting cycles.

Thus, in arriving at its tiering determination, EPA considered a series of technical and environmental factors within its expertise, and also took into account equitable considerations. EPA acknowledges that the chosen tiers are not the only way to divide the out-of-basin TN allocations, but was not presented with any alternatives that capped the existing load based on design flow through the imposition of enforceable permit limits. For example, EPA considered, and rejected, the option to apply a limit based on 8 mg/L effluent limit for all facilities with design flow greater than 1 MGD (at their respective design flows) because that would result in an increase in the current loading and place a greater burden on facilities that service relatively small communities. The combined design flow for the 29 MA POTW facilities with design flow

⁷ EPA, *Case Studies on Implementing Low-Cost Modifications to Improve Nutrient Reduction at Wastewater Treatment Plants*, EPA-841-R-15-004, August 2015, page 32.

greater than 1 MGD is 196 MGD. Of this combined design flow, 60%, or 117 MGD consists of the design flow for the four largest POTWs. Under the selected permitting approach, the proportion of the permitted load from the four largest facilities will be 60% of the combined permitted load for all 29 MA facilities, consistent with the proportion of design flow. If all POTWs with design flow over 1 MGD had a concentration-based limit of 8 mg/L (or a load based limit based on 8 mg/L and design flow), the proportion of the permitted load coming from the four largest facilities would increase from 60% of the total permitted load to 90%, shifting the burden of treatment significantly from larger to smaller facilities. In addition, the total permitted TN loading from those 29 facilities would increase from 8,100 lb/day under the chosen approach to 8,600 lb/day.

II. Statutory, Regulation and Environmental Context for EPA's Chosen Out-of-Basin Permitting Approach

Below, EPA explains the applicable statutory and regulatory structure, as well as the rationale for adopting this particular approach in lieu of others advanced on the record.

A. National Pollutant Discharge Elimination System Permits Generally

NPDES permits use two statutory mechanisms to protect water quality: (1) water quality standards, and (2) effluent limitations. *See generally* CWA §§ 301, 303, 304(b); 40 CFR pts. 122, 125, 131. Water quality standards are promulgated by states and approved by EPA. *See* CWA § 303(c)(2)(A); 40 CFR §§ 131.10-12. The CWA and its implementing regulations require permitting authorities to ensure that any permit issued complies with the CWA and the water quality standards of all states affected by the discharge, which in this case are comprised of Massachusetts, Connecticut and New York. *See* CWA §§ 301(b)(1)(C), 401(a)(1)-(2); 40 CFR §§ 122.4(d), .44(d)(1).

Effluent limitations serve as the primary mechanism in NPDES permits for ensuring compliance with a state's water quality standards by imposing limits on the types and amounts of particular pollutants that a permitted entity may lawfully discharge. *See* CWA §§ 301(b)(1)(C), 401(a)(1)-(2). Effluent limitations for pollutants are based on the control technology available or are based on achieving the water quality standards for the receiving water. CWA § 301(b)(1)(a)-(c). The nutrient limits here are water quality-based effluent limitation, commonly referred to as "WQBELs".

B. Impaired Waters and Total Maximum Daily Load

The CWA establishes a process by which states identify and manage waters where pollution control technologies alone are not stringent enough to achieve applicable water quality standards. CWA § 303(d). These identified waters, where the applicable water quality standards have not yet been attained, are commonly referred to as "impaired" waters or "nonattainment" waters and are prioritized by the states on a list that is commonly referred to as a "303(d) list." *Id.* Once a water is identified on a 303(d) list, the state develops a management plan for bringing these waters into compliance with water quality standards. CWA § 303(d)(1)(C)-(D). This process includes setting priorities for establishing TMDLs for individual pollutants in the impaired waters. *Id.*

A TMDL defines the amount of a pollutant that a waterbody can assimilate without exceeding the state's water quality standard for that waterbody. CWA § 303(d)(1)(C). TMDLs are set at a level that incorporates seasonal variations of the waterbody and a margin of safety that takes into account gaps in knowledge. *Id.* The TMDL then allocates a portion of the receiving water's pollutant loading capacity among facilities discharging to the impaired waterbody. 40 CFR §§ 130.2(h), 130.7. These wasteload allocations ("WLAs") for point sources, which are based on the underlying water quality standards, serve as a basis for water quality-based effluent limitations in permits. In addition to wasteload allocations for point sources, TMDLs include load allocations ("LAs") for background and nonpoint sources, a margin of safety, and possibly a reserve allocation (for example, for future growth). CWA § 303(d)(1)(C); *see also* 40 CFR § 130.7; Office of Water, U.S. EPA, Doc. No. EPA-833-K-10-001, *NPDES Permit Writers' Manual* §§ 6.2.1.2, 6.4.1.1, at 6-14, -31 (Sept. 2010) ("*2010 Permit Writers' Manual*").

Although EPA initially approached the development of TMDLs one water segment at a time, EPA has long supported and encouraged states to develop TMDLs on a watershed-wide basis to more comprehensively assess and allocate pollutant loads across hydrologically-linked water segments at the same time. *See* Office of Wetlands, Oceans & Watersheds, U.S. EPA, *Handbook for Developing Watershed TMDLs* 1, 6-8 (draft Dec. 15, 2008) ("*Watershed TMDL Handbook*"); *see also* CWA § 303(d)(1); 40 CFR §§ 130.7, 131.3(h). Watershed TMDLs follow the same general process as a "single-segment TMDL," but the watershed TMDL involves larger-scale considerations and "often provides greater flexibility in developing source allocations." *Watershed TMDL Handbook* at 69. This approach is reflected in the LIS TMDL.

In addition to TMDLs, the furthering of impairment is prohibited by the antidegradation provisions of State water quality standards. One of the principal objectives of the CWA, articulated in CWA § 101(a) is to "maintain the chemical, physical and biological integrity of the Nation's waters." The antidegradation requirements in federal regulations at 40 CFR § 131.12 provide a framework for maintaining and protecting water quality that has already been achieved and require states to adopt provisions in their water quality standards that prevent further degradation of both degraded and waters which are meeting or exceeding the water quality necessary to protect designated and existing uses. Since the receiving water at issue here is in Connecticut, we look to Connecticut antidegradation requirements which state, in paragraph 2 of the Connecticut Water Quality Standards:

Existing and designated uses such as propagation of fish, shellfish and wildlife, recreation, public water supply, and agriculture, industrial use and navigation, and the water quality necessary for their protection is to be maintained and protected.

As the Massachusetts point source dischargers are substantially upstream of the impaired receiving water EPA is applying the antidegradation requirement by capping the aggregate loading of nitrogen to the Long Island Sound from Massachusetts dischargers. This allows EPA to ensure that the nitrogen limits are applied fairly and in a technologically feasible manner while ensuring that antidegradation provisions of Connecticut's water quality standards are being met.

C. The Relationship Between NPDES Permitting and TMDLs

This permit concerns the interrelationship between two key mechanisms prescribed by the CWA for protecting and improving water quality: (1) the facility-specific effluent limits established by

NPDES permits issued pursuant to section 402, and (2) the TMDL WLAs, and the assumptions underlying them, developed by states pursuant to section 303(d) to limit and allocate pollution loads among facilities discharging to impaired water bodies. The statute does not specify how NPDES permits should incorporate or reflect WLAs. EPA's implementing regulations, however, require permitting authorities to ensure that permit effluent limits are "*consistent with the assumptions and requirements* of any available [WLA] for the discharge prepared by the State and approved by EPA." 40 CFR § 122.44(d)(1)(vii)(B) (emphasis added).

As detailed below, EPA is obligated to regulate discharges that have the reasonable potential to cause or contribute to water quality standards violations through the imposition of WQBELs in NPDES permits, even where a TMDL has not yet been issued or updated. In so regulating, EPA may also impose limitations that are at once consistent as well as more stringent than the *assumptions* of a wasteload allocation in a TMDL based on new information. Finally, a permitting authority may derive a limit based on both a TMDL and the relevant water quality standard.

It has long been settled in the EAB and the First Circuit that EPA has the discretion to regulate discharge through the imposition of a WQBEL where a TMDL has not yet been issued or revised. As the Board explained in *In re Upper Blackstone Water Pollution Abatement Dist.*, 14 E.A.D. 577, 604-06 (EAB 2010):

Regulations implementing the NPDES permitting program specifically contemplate that permit issuers will establish numeric permit limits when there is no TMDL or wasteload allocation. Subsection (vii) requires the permitting authority to "ensure" that effluent limits are consistent with "any *available* wasteload allocation." 40 CFR § 122.44(d)(1)(vii) (emphasis added). By using the phrase "any available," the regulations expressly recognize that a TMDL or wasteload allocation may not be available. This reading of the regulation is compelled by the Agency's interpretation set forth in the preamble to 40 CFR § 122.44(d)(1), which expressly outlines the relationship between subsections (vi) governing the setting of limits based on narrative criteria and (vii), which requires consistency with "any available" waste load allocation or TMDL:

The final point about paragraph (vi) is that, *in the majority of cases where paragraph (vi) applies, waste load allocations and total maximum daily loads will not be available* for the pollutant of concern. Nonetheless, any effluent limit derived under paragraph (vi) must satisfy the requirements of paragraph (vii). Paragraph (vii) requires that all water quality-based effluent limitations comply with "appropriate water quality standards," and be consistent with "available" waste load allocations. *Thus for the purposes of complying with paragraph (vii), where a wasteload allocation is unavailable, effluent limits derived under paragraph (vi) must comply with narrative water quality criteria and other applicable water quality standards.*

54 Fed. Reg. 23,868, 23,878 (June 2, 1989) (emphases added). This formal Agency interpretation set forth in the preamble at the time the regulation was promulgated expresses the Agency's expectation that, while wasteload allocations may not uniformly

be available, effluent limits must be established without waiting for a TMDL or wasteload allocation.

The Board's decision was upheld in *Upper Blackstone Water Pollution Abatement Dist. v. EPA*, 690 F.3d 9, 26 (1st Cir. 2012), *cert. denied*, 569 U.S. 972 (2013), where the court similarly rejected the notion that permit issuers must wait until a TMDL or wasteload allocation is developed before setting an effluent limit in a permit and reiterated that scientific uncertainty is not a basis for delay in issuing an NPDES permit. *Accord In re City of Ruidoso Downs*, 17 E.A.D. 697, 733 (EAB 2019), *appeal docketed sub nom. Rio Hondo Land & Cattle Co. v. EPA*, No. 19-9531 (10th Cir. May 23, 2019); *In re City of Taunton*, 17 E.A.D. 105, 144 (EAB 2016) *aff'd*, 895 F.3d 120 (1st Cir. 2018), *cert. denied*, 139 S. Ct. 1240 (Feb. 19, 2019).

EPA, in addition, has the discretion to deviate from a wasteload allocation in a TMDL, if such a departure is warranted by the record. Significantly, WLAs are not permit limits *per se*; rather they still require translation into permit limits (*i.e.*, WQBELs). While section 122.44(d)(1)(vii) prescribes minimum requirements for developing WQBELs, it does not prescribe detailed procedures for their development. Permit limits need not be identical to the wasteload allocation established by the TMDL. *See In re City of Homedale Wastewater Treatment Plant*, 16 E.A.D. 421, 432 (EAB 2014) (upholding as “consistent with the assumptions and requirements of the...TMDL” permitting authority’s decision to include monthly and weekly average effluent limits for phosphorus, rather than daily maximum contained in applicable TMDL). Rather, permit issuers have flexibility to determine appropriate effluent limits for permits within the parameters of the statutory and regulatory scheme. *See* 54 Fed. Reg. 23,868, 23,879 (June 2, 1989) (clarifying in preamble to 40 CFR § 122.44 that, in not imposing detailed procedures for establishing permit limits, EPA intended to “give[] the permitting authority the flexibility to determine the appropriate procedures for developing water quality-based effluent limits”). Accordingly, the Board has rejected the argument that the EPA permit writer, in calculating permit limits for a wastewater treatment plant, erred by using a facility’s current, known design flow in developing effluent limits, rather than higher flow rate referenced in the TMDL. *In re City of Moscow*, 10 E.A.D. 135, 146-48 (EAB 2001). Thus, “TMDLs are by definition maximum limits; permit-specific limits like those at hand, which are more conservative than the TMDL maxima, are not inconsistent with those maxima, or the WLA upon which they are based.” *City of Moscow*, 10 E.A.D. at 146-48. *See also City of Taunton v. EPA*, 895 F.3d 120, 139-40 (1st Cir. 2018) (upholding Agency's decision to establish necessary permit limits to comply with water quality standards based on available information at the time of permit reissuance (citing *Upper Blackstone Water Pollution Abatement Dist. v. EPA*, 690 F.3d 9, 26 (1st Cir. 2012), *cert. denied*, 569 U.S. 972 (2013))), *cert. denied*, 139 S. Ct. ____ (Feb. 19, 2019)).

Additionally, neither the CWA nor its implementing regulations provide a basis for concluding that a permitting authority cannot derive a limit based on *both* a TMDL *and* the relevant water quality standard if there is a record justification to warrant that approach. *In re City of Ruidoso Downs*, 17 E.A.D. 697, 733 (EAB 2019), *appeal docketed sub nom. Rio Hondo Land & Cattle Co. v. EPA*, No. 19-9531 (10th Cir. May 23, 2019); *see also* NPDES Surface Water Toxics Control Program, 54 Fed. Reg. 23,868, 23,879 (June 2, 1989) (incorporating language into the regulations that requires water quality-based effluent limits to be derived from water quality standards because that “is the only reliable method for developing water quality-based effluent

limits that protect aquatic life and human health”). To be sure, Sections 301 and 303 have different purposes; each represents a distinct aspect of the CWA statutory scheme that is implemented under a separate set of regulatory authorities. *Compare* 40 CFR § 122.44 (containing NPDES permitting regulations) *with* 40 CFR § 130.7 (containing CWA section 303(d) and TMDL regulations). *See In re City of Taunton Dep’t of Pub. Works*, 17 E.A.D. 105, 142-144 (EAB 2016), *aff’d*, 895 F.3d 120, 136 (1st Cir. 2018), *cert. denied*, 139 S. Ct. ____ (Feb. 19, 2019) (explaining distinction between CWA § 303(d) listing process and the NPDES permitting process, and observing that, “The 303(d) listing process represents a statutory *response* to water pollution” while “NPDES permitting under CWA section 301 applies to individual discharges and represents a more *preventative* component of the regulatory scheme in that, under section 301, no discharge is allowed except in accordance with a permit.”) (emphasis in original). But TMDLs, wasteload allocations developed from TMDLs, and water quality-based effluent limits in permits share a common foundation in that all are required to take into account and assure that relevant water quality standards will be met. This conclusion is reflected in the applicable NPDES regulation at 40 CFR § 122.44(d)(1)(vii)(A)-(B):

(vii) When developing water quality-based effluent limits under this paragraph the permitting authority shall ensure that:

(A) The level of water quality to be achieved by limits on point sources established under this paragraph is derived from, and complies with all applicable water quality standards; *and* [emphasis added]

(B) Effluent limits developed to protect a narrative water quality criterion, a numeric water quality criterion, or both, are consistent with the assumptions and requirements of any available wasteload allocation for the discharge prepared by the State and approved by EPA pursuant to 40 CFR 130.7.

These two provisions are not to be read in isolation; rather, as indicated by the word “and,” these requirements must be read in conjunction with one another. This is in keeping with other provisions of the NPDES regulations implementing the NPDES program and CWA § 301, including 40 CFR 122.4(a) (“No permit may be issued...[w]hen the conditions of the permit do not provide for compliance with the applicable requirements of the CWA, or promulgations promulgated under CWA”); 122.44(d)(4) (requiring NPDES permits to include “any requirements in addition to or more stringent than promulgated effluent limitation guidelines or standards under sections 301...of the CWA necessary to...[c]onform to applicable water quality requirements under section 401(a)(2) of CWA when the discharge affects a State other than the certifying State”) and 122.44(d)(5) (requiring NPDES to “Incorporate any more stringent limitations, treatment standards, or schedule of compliance requirements established under Federal or State Law or regulations in accordance with section 301(b)(1)(C) of the CWA”). *See also* NPDES Surface Water Toxics Control Program, 54 Fed. Reg. 23,868, 23,879 (June 2, 1989) (incorporating language into the regulations that requires water quality-based effluent limits to be derived from water quality standards because that “is the only reliable method for developing water quality-based effluent limits that protect aquatic life and human health”). *See City of Taunton v. EPA*, 895 F.3d 120, 139-40 (1st Cir. 2018) (upholding EPA’s decision to establish necessary permit limits to comply with water quality standards based on available information

(citing *Upper Blackstone Water Pollution Abatement Dist. v. EPA*, 690 F.3d 9, 26 (1st Cir. 2012), *cert. denied*, 569 U.S. 972 (2013)).

D. The Nutrient Limits Are Consistent with the Assumptions and Requirements of the LIS TMDL

It is undisputed that excessive nitrogen loadings are causing significant water quality problems in Long Island Sound, including low dissolved oxygen. In December 2000, the Connecticut Department of Environmental Protection (“CT DEP”), now known as the Connecticut Department of Energy and Environmental Protection (“CT DEEP”), and New York State Department of Environmental Conservation (“NYSDEC”), completed a TMDL for addressing nitrogen-driven eutrophication impacts in Long Island Sound. The TMDL includes a WLA for point sources and a load allocation (“LA”) for non-point sources. The point source WLAs for in-basin sources (Connecticut and New York State) are allocated facility-by facility and were developed to achieve an aggregate 60% reduction in point source loading from those two states. The point source WLA in the TMDL *assumes* an aggregate 25% reduction from the baseline total nitrogen loading estimated in the TMDL for out-of-basin sources (Massachusetts, New Hampshire and Vermont wastewater facilities discharging to the Connecticut, Housatonic and Thames River watersheds), but does not allocate loads by facility. *See* TMDL--A Total Maximum Daily Load Analysis to Achieve Water Quality Standards for Dissolved Oxygen in Long Island Sound (CT DEP 2000, page 33).

Although the facility’s discharge has not been assigned a specific WLA, it is still subject to the assumptions incorporated into the LIS TMDL under Section 303 of the Act, and implementing regulations, as well as compliance with applicable water quality standards under Section 301 of the Act. The nitrogen load limit in the permit is necessary to meet federal regulations at 40 CFR § 122.44(d)(1)(vii)(A), which as explained require that effluent limits be consistent the assumptions and requirements of any available approved wasteload allocation, and 40 CFR § 122.44(d)(1)(vii)(B), which require compliance with state water quality standards. In its 2001 LIS TMDL approval letter and attached review memo, EPA acknowledged the TMDL assumption that a 25% reduction of the out-of-basin point source load was a reasonable, necessary condition for approving the LIS TMDL. It committed to using its NPDES authorities to implement this reduction. EPA discussed the out-of-basin nitrogen loads as follows:

The TMDL identifies wasteload allocations for out-of-basin nitrogen loads (i.e., tributary loads) that would be achieved through the implementation of Phase IV reduction targets. Specifically, the Phase IV targets include a 25 percent reduction in point source nitrogen loads, based on the clear role that these sources have on water quality in Long Island Sound.

As discussed above, EPA is not approving the out-of-basin nitrogen reductions as formal allocations but rather as reasonable assumptions on which the in-basin reductions are based. In this case, the states’ estimated 25 percent reduction in nitrogen loads from point sources (primarily POTWs) is reasonable because this level of reduction has been demonstrated as feasible through Biological Nutrient Removal (BNR) retrofits of existing facilities. These low-cost retrofits were implemented at numerous Connecticut POTWs during Phase II of the Long Island Sound nitrogen reduction program. The reductions achieved by these retrofits support the predicted 25 percent reduction by out-of-basin

sources. EPA believes that these estimates of future reductions make sense. Moreover, as discussed in the Reasonable Assurance section below, EPA is prepared to use its authorities when issuing NPDES permits to dischargers in Massachusetts and New Hampshire, and in overseeing permit issuance in Vermont, to translate the nitrogen reductions into facility specific requirements in order to achieve the overall 25 percent reduction level. EPA has already begun to include nitrogen monitoring requirements in Massachusetts permits.

Review Memo Section 5.B (page 13, emphasis added).⁸ Therefore, EPA's approval of the 2000 TMDL included a commitment on EPA's part to use its NPDES permitting and oversight authorities to reasonably assure that the assumption regarding out-of-basin load reductions identified in the TMDL would occur, consistent with the regulatory requirements. In this and other documents, EPA refers to that commitment as the out-of-basin WLA, consistent with the language in the TMDL.

The annual loading effluent limit is consistent with the assumptions used to derive the WLA for both in-basin and out-of-basin dischargers in the LIS TMDL, because the maximum estimated total out-of-basin point source load is assured to be less than the out-of-basin WLA assumed by the 2000 TMDL. As TN increases may be driven by population increases (the estimated wastewater TN loading is 10 pounds per person per year⁹), TN effluent limits are necessary to assure that the aggregate out-of-basin loading is not exceeded due to population. EPA anticipates that forthcoming out-of-basin permits in Massachusetts will include average annual loading nitrogen limits for facilities with design flow greater than 1 MGD, along with TN optimization requirements in all permits for dischargers greater than 100,000 gpd, and monitoring for all dischargers, in order to assure that TN loadings will be not increase over time to levels that exceed the WLA assumption in the TMDL.

E. The Nutrient Limits are Imposed Based on a Finding of Reasonable Potential to Cause or Contribute to an Exceedance of Water Quality Standards; Constitute a Translation of the States' Narrative Nutrient Water Quality Standards; and Are Necessary to Ensure Compliance with Water Quality Standards, Including Antidegradation

Narrative standards have the same force and effect as other state water quality standards; unlike numeric criteria, however, narrative water quality standards are necessarily subject to translation prior to their application. *See American Paper Inst. v. United States EPA*, 996 F.2d 346, 351 (D.C. Cir. 1993). As explained by the D.C. Circuit:

As long as narrative criteria are permissible...and must be enforced through limitations in particular permits, a permit writer will inevitably have some discretion in applying the criteria to a particular case. The general language of narrative criteria can only take the permit writer so far in her task. Of course, that does not mean that the language of a

⁸ TMDL Approval Letter from the Long Island Sound Office of the U.S. EPA to the states of New York and Connecticut, with enclosure entitled: EPA New England and EPA Region 2 TMDL Review for TMDL in Long Island Sound, Connecticut and New York, Final Status, Impairment/Pollutant is Hypoxia (low dissolved oxygen) due to nitrogen, dated April 3, 2001.

⁹ Unit loading from residences has been estimated at an average of 0.027 lb/capita/d or 10 lb/capita/year. See EPA Manual – Nitrogen Control, September 1993, EPA/625/R-93/010, Page 10.

narrative criterion does not cabin the permit writer's authority at all; rather, it is an acknowledgement that the writer will have to engage in some kind of interpretation to determine what chemical-specific numeric criteria—and thus what effluent limitations—are most consistent with the state's intent as evinced in its generic standard.

See American Paper Inst., 996 F.2d at 351 (citations omitted). This process of translating a narrative criterion is governed under EPA regulations by 40 CFR § 122.44(d)(1)(vi), which implements Sections 301 and 402 of the Act. Subsection (A) of that provision mandates at the outset a calculation of a protective ambient threshold concentration for the pollutant:

Where a State has not established a water quality criterion for a specific chemical pollutant that is present in an effluent at a concentration that causes, has the reasonable potential to cause, or contributes to an excursion above a narrative criterion within an applicable State water quality standard, the permitting authority must establish effluent limits using one or more of the following options:

(A) Establish effluent limits using a calculated numeric water quality criterion [emphasis added] for the pollutant which the permitting authority demonstrates will attain and maintain applicable narrative water quality criteria and will fully protect the designated use.

See also Upper Blackstone Water Pollution Abatement Dist. v. United States EPA, 690 F.3d at 23. Because both Connecticut and New York employ narrative water quality criteria for the relevant pollutants, EPA relied in the first instance on the TMDL (a sophisticated and resource-intensive modeling and technical effort representing the input of five states and EPA) as a translation of these criteria under 40 CFR § 122.44(d)(1)(vi), and supplemented that reliance with an analysis of subsequent water quality monitoring data and other information related to LIS nutrient-driven impairments.¹⁰

As the Board and First Circuit have held, EPA has a significant amount of flexibility within the bounds of the CWA in determining whether a particular discharge has a reasonable potential to cause an excursion above a water quality criterion. *In re City of Taunton Dep't of Pub. Works*, 17 E.A.D. 105, 144 (EAB 2016), *aff'd*, 895 F.3d 120, 136 (1st Cir. 2018), cert. denied, 139 S. Ct. ____ (Feb. 19, 2019); *Upper Blackstone Water Pollution Abatement Dist. v. U.S. Env'tl. Prot. Agency*, 14 E.A.D. 577, *aff'd*, 690 F.3d 9 (1st Cir. 2012), cert. denied, 133 S. Ct. 2382 (2013); *In re Town of Newmarket*, 16 E.A.D. 18 (EAB 2013); *In re City of Attleboro Wastewater Treatment Plant*, 14 E.A.D. 398 (EAB 2009). The requirement to impose a permit limit is triggered by a finding that the facility may discharge a pollutant at a level that “contributes” to or has the “reasonable potential” to cause a water quality standard violation. *Upper Blackstone*, 14 E.A.D. at 599 & n.29; *see also* 40 CFR § 122.44(d). To establish a “reasonable potential” the permitting

¹⁰ NY and CT have narrative nutrient criteria, as well as numeric DO criteria, along with antidegradation requirements protecting existing uses. LIS was listed due to low DO. The use impairment includes: decrease in bathing area quality, an increase in unhealthy areas for aquatic marine life, an increase in mortality of sensitive organisms, poor water clarity for scuba divers, a reduction in commercial and sport fisheries values, a reduction in wildlife habitat value, degradation of seagrass beds, impacts on tourism and real estate, and poorer aesthetics. See TMDL at p. 9.

authority must show some level of certainty greater than a mere possibility in the technical judgment of the permitting authority. *Upper Blackstone*, 14 E.A.D. at 599 n.29 (explaining that “[r]easonable potential” requires some degree of certainty greater than a mere possibility, but it leaves to the permit writer’s scientific and technical judgment how much certainty is necessary”). Additionally, the reasonable potential analysis must be based on “worst-case” effluent conditions. *Id.* at 599. Thus, as explained previously, this analysis requires “a precautionary approach when determining whether the permit must contain a water quality-based effluent limit for a particular pollutant,” rather than “certainty of an existing causal link between a specific discharge and a particular violation of water quality standards” *Id.*

Although nitrogen driven impairments in LIS have been reduced, they have not been eliminated, and remain significant. In EPA’s technical and scientific judgment, the current quantity of nitrogen in LIS exceeds the narrative and numeric nutrient-related criteria applicable to LIS, and existing uses are not being protected, based on analyses of water quality data and information in the administrative record.¹¹ The out-of-basin loads, whose magnitude is described above, necessarily contribute, or have the reasonable potential to contribute, to these violations. Designated uses for the marine waters of Long Island Sound (Class SA) include “habitat for marine fish, other aquatic life and wildlife.” See RCSA § 22a-426-(f) and (g). Connecticut’s WQS protect those uses from excessive nutrient pollution by means of the following narrative criteria: “The loading of nutrients, principally phosphorus and nitrogen, to any surface water body shall not exceed that which supports maintenance or attainment of designated uses.” Although there have been significant reductions in the size of the hypoxic zone in LIS due largely to in-basin point source TN reductions, LIS continues to be impaired.¹² As noted, it is undisputed that significant amounts of nitrogen from out-of-basin facilities are discharged to the LIS watershed (as much as 6 million pounds per year, based on the sum of the maximum annual discharge from each out-of-basin discharger from 2013 to 2017).

Since the LIS TMDL was approved by EPA in 2001, the study of water quality conditions in LIS and the nitrogen loadings that contribute to hypoxia and other impairments there has continued. Annual monitoring of hypoxia and dissolved oxygen conditions in Long Island continues, as most recently documented in the *2019 Long Island Sound Hypoxia Season Review*¹³ which notes that while the area of hypoxia has been reduced, water quality standards have not yet been met.¹⁴

In 2015, the Long Island Sound Study (LISS)¹⁵ updated its Long Island Sound Comprehensive Conservation and Management Plan (CCMP)¹⁶ which sets watershed targets, implementation

¹¹ See e.g. Long Island Sound Report Card 2018, at <https://www.ctenvironment.org/wp-content/uploads/2018/09/ReportCard2018-BestView.pdf>

¹² Long Island Sound Study, *A Healthier Long Island Sound: Nitrogen Pollution*, 2019, page 2.

¹³ CTDEEP, Interstate Environmental Commission, EPA, *2019 Long Island Sound Hypoxia Season Review*, available at: http://www.iec-nynjct.org/sites/default/files/2020-07/FINAL_LISound-Hypoxia-2019-Combined-Report_april2020.pdf

¹⁴ *2019 Long Island Sound Hypoxia Season Review* (page 13)

¹⁵ The Long Island Sound Study (LISS) is a bi-state partnership, formed by EPA, New York and Connecticut in 1985, consisting of federal and state agencies, user groups, concerned organizations, and individuals dedicated to restoring and protecting the Long Island Sound. For more information see <https://longislandsoundstudy.net/>

¹⁶ LISS, Long Island Sound Comprehensive Conservation and Management Plan 2015 Returning the Urban Sea to Abundance (CCMP), 2015.

actions to meet those targets, and monitoring strategies. One of the objectives of the CCMP is to improve water quality by further reducing nitrogen pollution from sources that are more distant from the Sound,¹⁷ such as wastewater treatment plants in Massachusetts.

A study published in 2008 used both measurements and mass-balance modeling to evaluate the potential for nitrogen attenuation in the main stem of the Connecticut River in April and August 2005. One of the reaches studied was a 55 km stretch of the Connecticut River in Massachusetts. The study found no nitrogen loss in that reach either in April or August, most likely due to the depth and higher velocities in the main stem of the river compared to the shallower, slower tributaries where previous models and studies had demonstrated varying degrees of nitrogen attenuation.¹⁸

In addition, subsequent studies refined the understanding of out-of-basin baseline nitrogen loading which suggest lower out-of-basin baseline point source loading to the Connecticut River than the 21,672 lb/day assumed in the 2000 TMDL. In 2013, the United States Geological Survey (USGS) published an estimation of the total nitrogen load to Long Island Sound from Connecticut and contributing areas to the north for October 1998 to September 2009.¹⁹ Available total nitrogen and continuous flow data from 37 water-quality monitoring stations in the LIS watershed, for some or all of these years, were used to compute total annual nitrogen yields and loads. In order to extract the non-point source loadings from the total nitrogen measured, the authors relied on point source estimates from the SPARROW model of nutrient delivery to waters in the Northeastern and Mid-Atlantic states in 2002, including the Connecticut River, that was published by Moore and others in 2011²⁰. The SPARROW model estimated that 1,776.7 metric tons per year (MT/yr) (or annual average 10,820 lb/day) of total nitrogen was discharged to the Connecticut River from Massachusetts, New Hampshire and Vermont in 2002²¹. These estimates were based on an approach by Maupin and Ivahnenko, published the same year, which used discharge monitoring data available from EPA's Permit Compliance System (PCS) database for 2002.^{22,23} Where no data was available, an estimated typical pollutant concentration (TPC) and flow was used to approximate nitrogen loading from point sources according to their industrial category.²⁴

¹⁷ CCMP, page 19.

¹⁸ Smith, Thor E., et al, *Nitrogen Attenuation in the Connecticut River, Northeastern USA: A Comparison of Mass Balance and N₂ Production Modeling Approaches*, *Biogeochemistry*, Mar., 2008, Vol. 87, No. 3 (Mar., 2008), pp. 311-323

¹⁹ Mullaney, J.R., and Schwarz, G.E., 2013, Estimated Nitrogen Loads from Selected Tributaries in Connecticut Draining to Long Island Sound, 1999–2009: U.S. Geological Survey Scientific Investigations Report 2013–5171, 65

²⁰ Moore, Richard B., Craig M. Johnston, Richard A. Smith, and Bryan Milstead, 2011. Source and Delivery of Nutrients to Receiving Waters in the Northeastern and Mid-Atlantic Regions of the United States. *Journal of the American Water Resources Association (JAWRA)* 47(5):965-990. DOI: 10.1111/j.1752-1688.2011.00582.x

²¹ Extrapolated from Moore, et.al 2011, Table 3 on page 977 which estimated that for 2002 an 33.2 % of the total 4,553 MT/yr Massachusetts nitrogen load was from point sources, 2.5% of the total 3,795 MT/yr Vermont nitrogen load was from point sources and 6.1 percent of the total 2,790 MT/yr New Hampshire nitrogen load was from point sources.

²² Moore (2011), page 968.

²³ Maupin, Molly A. and Tamara Ivahnenko, 2011. Nutrient Loadings to Streams of the Continental United States From Municipal and Industrial Effluent. *Journal of the American Water Resources Association (JAWRA)* 47(5):950-964.

²⁴ Maupin (2011), page 954.

The permit conditions at issue here were fashioned to ensure full implementation of CWA §§ 301(b)(1)(C) and 402, as well as consistency with the assumptions of the LIS WLA. A permitting authority has considerable discretion to determine appropriate effluent limits for a permit. “Congress has vested in the Administrator [of EPA] broad discretion to establish conditions for NPDES permits” in order to achieve these statutory mandates of establishing effluent limitations, including narrative permit conditions, to attain and maintain water quality standards. *Arkansas v. Oklahoma*, 503 U.S. 91, 105 (1992). Section 402 provides that a permit may be issued upon condition “that such discharge will meet either all applicable requirements under sections 301, 302, 306, 307, 308 and 403 of this Act, or prior to taking of necessary implementing actions relating to all such requirements, such conditions as the Administrator determines are necessary to carry out the provisions of this Act.” 33 U.S.C. §1342(a). “This provision gives EPA considerable flexibility in framing the permit to achieve a desired reduction in pollutant discharges.” *Id.* The D.C. Circuit has described the CWA’s balance when confronted with a difficult situation and the obligation to eliminate water quality impairments: “EPA may issue permits with conditions designed to reduce the level of effluent discharges to acceptable levels. This may well mean opting for a gross reduction in pollutant discharge rather than the fine-tuning suggested by numerical limitations. *But this ambitious statute is not hospitable to the concept that the appropriate response to a difficult pollution problem is not to try at all.*” *Natural Resources Defense Council, Inc. v. Costle*, 568 F.2d 1369, 1380 (D.C. Cir. 1977) (emphasis added) (finding unlawful a rule that would have exempted certain discharges from permitting requirements based on the difficulty in setting limits).

Finally, antidegradation provisions of State water quality standards require that existing uses be fully maintained and protected, which is an additional basis for the limit. EPA does not believe that increased nitrogen loading into an impaired water body that is suffering the ongoing effects of cultural eutrophication would be consistent with applicable antidegradation requirements. One of the principal objectives of the CWA, articulated in CWA § 101(a) is to “maintain the chemical, physical and biological integrity of the Nation’s waters.” The antidegradation requirements in federal regulations at 40 CFR § 131.12 provide a framework for maintaining and protecting water quality that has already been achieved and require states to adopt provisions in their water quality standards that prevent further degradation of both degraded and waters which are meeting or exceeding the water quality necessary to protect designated and existing uses. Since the receiving water at issue here is in Connecticut, EPA looked to Connecticut antidegradation requirements which state, in paragraph 2 of the Connecticut Water Quality Standards:

Existing and designated uses such as propagation of fish, shellfish and wildlife, recreation, public water supply, and agriculture, industrial use and navigation, and the water quality necessary for their protection is to be maintained and protected.²⁵

As the Massachusetts point source dischargers are substantially upstream of the impaired receiving water EPA is applying an effluent limitation consistent with antidegradation requirements by capping the aggregate loading of nitrogen to the Long Island Sound from

²⁵ Connecticut DEEP, 2011, Connecticut Water Quality Standards, page 2. Available at: https://portal.ct.gov/-/media/DEEP/water/water_quality_standards/wqsfinaladopted22511pdf.pdf.

Massachusetts dischargers, to prevent further degradation of the receiving waters that would result from increased loading given that nitrogen-driven cultural eutrophication, and the deleterious effects on existing and designated uses that attend this process, is still underway in LIS. This allows EPA to ensure that the nitrogen limits are applied fairly and in a technologically feasible manner while ensuring that antidegradation provisions of Connecticut's water quality standards are being met.

In order to assure compliance with water quality standards, and fully implement and translate the states' narrative nutrient and related criteria, in EPA's judgment, out-of-basin should not be increased, because water quality data indicates that the assimilative capacity for nitrogen has been reached in portions of LIS and cultural eutrophication, the impacts of which include hypoxia, is ongoing. It is reasonable, in EPA's view, to issue permits to out-of-basin dischargers that hold loads constant and in so doing curtail the potential for these out-of-basin loadings to contribute to further impairment and degradation of a water that is already beyond its assimilative capacity for nitrogen. The TN effluent limits and optimization requirements are necessary to assure that the out-of-basin load does not cause or contribute to further violation of water quality criteria in the downstream LIS. Holding these loads level, in conjunction with significant nitrogen pollution reduction efforts being pursued by in-basin dischargers will, under EPA's analysis, be sufficient to make a finding that the out-of-basin permits taken as a whole contain nutrient controls sufficient to ensure that the discharges comply with water quality standards under Section 301 of the Act, based on information in the record currently before EPA. This conclusion will be tested for the term of the permit through monitoring programs in LIS and will be adjusted as necessary in future permit cycles. This review and potential tightening of the conditions in NPDES permits is a basic feature of the CWA.

III. Principal Objections to EPA's Chosen Out-of-Basin Permitting Approach

Overall, commenters objecting to the approach adopted by EPA misapprehend the legal framework governing EPA's derivation of NPDES effluent limitations under CWA § 402, which under federal regulations must not only be consistent with the assumptions and requirements of any available WLA, but also must ensure compliance with applicable water quality standards pursuant to CWA § 301, based on information reasonably available to EPA at the time of permit reissuance.

A. Effluent limits may be more stringent than a TMDL WLA

Several commenters argue that compliance with the nitrogen reductions assumed by the LIS TMDL preclude the imposition of further nitrogen controls on the facility, or rely on the closely-related proposition that EPA must await the development and approval of new, facility-specific WLAs for the out-of-basin POTWs prior to imposing effluent limitations, even if there is evidence of ongoing water quality impairments in the receiving waters (a fact not disputed on the permit record). These positions, however, are unfounded, as the Environmental Appeals Board and United States Court of Appeals for the First Circuit have repeatedly and unambiguously held that EPA need *not* await development of an EPA-approved, facility-specific WLA, or collection of new water quality data or creation of new models, in order to independently develop and impose a water quality-based effluent limitation stringent enough to satisfy CWA § 301 at the time of permit reissuance. See *City of Taunton v. U.S. Env'tl. Prot. Agency*, 895 F.3d 120 (1st

Cir. 2018), cert. denied, 139 S. CT. 120 (2019); *Upper Blackstone Water Pollution Abatement Dist. v. U.S. Env'tl. Prot. Agency*, 690 F.3d 9 (1st Cir. 2012), cert. denied, 133 S. Ct. 2382 (2013).

Additionally, some commenters appear to misconstrue the basis for the permit limits for the out-of-basin dischargers, improperly characterizing that foundation as the WLA established for POTWs discharging directly into Long Island Sound. By this, they imply that the permit need only comply with the WLA, as opposed to the Act as a whole. This view is incorrect in at least two ways. First, as a factual matter, the out-of-basin dischargers were not assigned a WLA; reductions from these sources were an *assumption* of the LIS WLA. Second, EPA's permit limits were not only developed to be consistent with the LIS WLA, but also derived from water quality standards under CWA § 303, which may lead to the imposition to more stringent effluent limitations necessary to achieve those standards, as EPA is obligated to do under CWA § 301. Thus, in accordance with the Act and EPA's implementing regulations, they have been: (1) written to be "consistent" with the assumptions and requirements of the LIS WLA, which was established based on an assumption that out-of-basin sources of nitrogen would be reduced by 25%, and (2) made more stringent than that assumption in order to comply with CWA § 301, based on information available to EPA at the time of permit reissuance, specifically, evidence of ongoing nitrogen-driven impairments in LIS.

B. EPA need not await a TMDL update before it can incorporate new information relevant to nitrogen loading and receiving water quality in an NPDES permit, and consideration of new information does not amount to a de facto TMDL update

Some commenters argued that EPA must await development of a new TMDL prior to considering updated information when developing NPDES permits. This view improperly subordinates the NPDES program to the TMDL program. In fact, they are coordinate programs. TMDLs establish pollutant maxima under Section 303 of the Act, and do not preclude the imposition of a more stringent limit pursuant to an NPDES permit under Section 402. While NPDES permits must be consistent with the assumptions and requirements of any available WLA pursuant to EPA regulations, EPA has an independent obligation to write NPDES permits that ensure compliance with Section 301, using the best information available at the time of permit reissuance, which in this case includes an evaluation of TMDL implementation and current receiving water quality in LIS. While the TMDL represented, as a commenter notes, "the best scientific and legal approach for meeting water quality standards in the LIS" at the time, EPA may supplement its scientific and technical record for the purposes of NPDES permitting, including through refining its knowledge of TMDL inputs and assumptions, such as baseline loads, which are inherently dynamic and vary from permit cycle to cycle, as well as an evaluation of instream monitoring and data that reflect the extent to which the TMDL endpoints are being achieved. Contrary to some commenters' assertions, EPA is not attempting to modify the TMDL through issuance of a permit; EPA, rather, is implementing the TMDL by issuing a permit consistent with the assumptions and requirements of that TMDL as required by the federal regulations, and pursuant to its independent obligations under Section 402 and 301 of the Act. *See* 40 CFR 122.44(d)(1)(vii)(A)-(B).

TMDLs are in a sense fixed in a moment in time, but that attribute of TMDLs does not suspend consideration of new information or preclude new analysis consistent with the TMDL under other regulatory programs, such as the NPDES permit program, if the permit record calls for

such an evaluation. This stands to reason, given that a person is authorized to discharge, if at all, through an NPDES permit, not a TMDL, and the issuance of an NPDES permit that does not assure attainment of water quality standards is prohibited under the Act and regulations implementing the NPDES program. EPA is obligated under the Act to revisit NPDES permit requirements and generate updated record bases for decision at periodic intervals not to exceed five years. TMDLS, on the other hand, are planning documents and not independently enforceable. Rather, they are implemented through the regular issuance of NPDES permits, and at each NPDES permit reissuance, the permit issuer *must* demonstrate that the discharge will not cause or contribute to a water quality standards violation. Reassessing the baseline load, which was based on estimated point source loads from over 30 years ago, is one component of this process. This evaluation is a function of the NPDES permitting process and does not amount to an “update” of the TMDL. EPA is obligated to ensure not only that the NPDES WQBELs are consistent with the assumptions and requirements of any available WLA, but to ensure that the permit complies with the requirements of Section 301. Given the lapse of time between TMDL approval, and derivation of the baseline assumptions underlying the TMDL, this type of inquiry is reasonable, and indeed has been squarely requested of EPA through comments on the record, including but not limited to those from a downstream affected state. (Even commenters objecting to this reassessment recognize that the NPDES permits necessarily incorporate more recent data and information, given the structure of Section 301 and 402; in objecting to a proposed benchmark, the commenter states, “It does not represent the most recent data available to the Agency at the time of permit renewal.”)

C. The optimization requirement is not vague and is within EPA’s authority

Some commenters argued that that a special condition, such as the optimization requirement, is not anticipated by rule, guidance or definition. EPA is authorized to impose narrative conditions in permits to abate the discharge of pollutants when, for example, “The practices are reasonably necessary to achieve effluent limitations and standards or to carry out the purposes and intent of the CWA.” 40 CFR § 122.44(k)(4). Special conditions are defined in EPA’s NPDES Permit Writer’s Manual as those which,

“supplement numeric effluent limitations and require the permittee to undertake activities designed to reduce the overall quantity of pollutants being discharged to waters of the United States, to reduce the potential for discharges of pollutants, or to collect information that could be used in determining future permit requirements.” (*NPDES Permit Writers’ Manual, Chapter 9*, USEPA September 2010 [EPA833-K-10-001]).

As the optimization requirement supplements the TN annual average load limit and is designed to reduce the overall quantity of nitrogen being discharged, it clearly fits within this definition. The requirement is not overly prescriptive, because it is intended to afford the permittee with the latitude to develop the optimization strategy that best meets the configuration and operation of the facility. EPA in imposing the optimization requirement is not dictating specific operational measures at the facility.

EPA disagrees that the optimization is vague. Optimization has been defined, for example, as the process of identifying the most efficient or highest quality outcome, given current constraints, by maximizing positive factors and minimizing negative factors. A permittee applying this or other definition in common usage would not be at risk of arbitrary enforcement.

Rather, this condition gives a person of ordinary intelligence a reasonable opportunity to know what is prohibited and comply with the requirement by considering objective factors, so that they may act accordingly. The operators of the facility, as evidenced their comments, have a deep and nuanced expertise in nutrient removal capabilities and constraints of the plant, and of the factors that impact plant performance.

It is intended that during the first year of the permit, alternative methods of operating the facility to optimize nitrogen removal will be evaluated. At the end of the year the permittee will submit a report to the EPA and MassDEP of its findings. The optimal operational method will be self-implementing by the permittee at the beginning of the second year and does not require EPA or MassDEP approval. It is the intent of EPA and MassDEP that treatment facilities optimize nitrogen removal and, at a minimum, the facilities must not increase their nitrogen discharge loadings.

D. Voluntary reductions in Total Nitrogen discharge will not assure attainment of water quality standards

Certain commenters suggest that *voluntary* reductions by the out-of-basin dischargers are sufficient to ensure compliance with applicable water quality standards under Section 301 of the Act. The Region disagrees. One long-standing principle is that permits must “ensure” compliance with water quality requirements. *See* 40 CFR § 122.4(d); *In re City of Marlborough*, 12 E.A.D. 235, 250 (EAB) (2005) (finding that “possible” compliance is not the same as “ensuring” compliance); *In re Gov’t of D.C. Mun. Separate Storm Sewer Sys.*, 10 E.A.D. 323,342 (EAB 2002) (finding that “reasonably capable” does not comport with the “ensure” standard). EPA has similarly interpreted the CWA to prohibit it from issuing an NPDES permit “[w]hen the imposition of conditions cannot ensure compliance with the applicable water quality requirements of *all affected States*.” 40 CFR § 122.4(d) (emphasis added); *accord Arkansas v. Oklahoma*, 503 U.S. 91, 105 (1992) (noting that the regulation dates back from 1973). EPA has promulgated two other regulations with similar requirements. The first requires each NPDES permit to include conditions necessary to “[a]chieve [WQs] established under section 303 of the CWA, including State narrative criteria for water quality.” 40 CFR § 122.44(d)(1). The second requires each NPDES permit to “[i]ncorporate any more stringent limitations...established under Federal or State law or regulations in accordance with section 301(b)(1)(C).” 40 CFR § 122.44(d)(5). Pollutant controls that may be set aside, for any reason, at the sole election of the discharger—even if those increased loadings will contribute to further violations of water quality standards—cannot be said to “ensure” compliance with these standards. EPA is thus obligated under Section 301 of the Act and implementing regulations to include enforceable limits in the permit.

E. There is a reasonable level of scientific certainty given the facts in the record to establish an effluent limit

Some commenters argued that more data and modeling is necessary before determining whether further nitrogen controls from out-basin-dischargers would be necessary and, if so, the precise extent of those reductions. While there will always be an irreducible amount of uncertainty given the varied sources of nitrogen loading into LIS and the size and complexity of that water body, EPA is nevertheless obligated to exercise its scientific expertise and apply its technical judgment based on the information it has at the time of permit reissuance, which under the Act is called for at regular intervals not to exceed five years. *See Upper Blackstone*, 690 F.3d at 22

(“[N]either the CWA nor EPA regulations permit the EPA to delay issuance of a new permit indefinitely until better science can be developed, even where there is some uncertainty in the existing data.”); *Ethyl Corp. v. EPA*, 541 F.2d 1, 28 (D.C.Cir.1976) (en banc) (“[R]ecognizing ... the developing nature of [the field].... [t]he [EPA] Administrator may apply his expertise to draw conclusions from suspected, but not completely substantiated, relationships between facts, from trends among facts, from theoretical projections from imperfect data, from probative preliminary data not yet certifiable as ‘fact,’ and the like.”). But here, once again, what remains certain and undisputed on the record before EPA is the fact that large amounts of nitrogen from out-of-basin dischargers contribute to ongoing nitrogen water quality impairments in LIS. *Miami-Dade County v. EPA*, 529 F.3d 1049, 1065 (11th Cir.2008) (holding that the “EPA is compelled to exercise its judgment in the face of scientific uncertainty unless that uncertainty is so profound that it precludes any reasoned judgment”). In light of this fact and applicable case law construing the Act, EPA is more than entitled under the Act to proceed with the imposition of reasonable permit effluent limits, designed to achieve gross reductions, on the out-of-basin dischargers.

F. There has been sufficient opportunity for review of EPA’s permitting approach

Finally, the permitting approach underlying this proceeding has been subject to a very significant degree of public process, input and scrutiny. MassDEP and EPA held two public meetings for Massachusetts permittees in the Long Island Sound watershed to explain the approach on June 7, 2019 in Springfield, MA and on June 21, 2019 in Greenfield, MA. Additionally, EPA’s methodology for establishing TN limitations for out-of-basin POTWs in Massachusetts was challenged in the United States Environmental Appeals Board, where review of the permit was denied. EPA’s Response to the Petition was filed on December 11, 2020, and EPA incorporates that filing, inclusive of attachments (e.g., Exhibit S, Response to the Comments), as it relates to TN herein.²⁶

²⁶[https://yosemite.epa.gov/OA/EAB_WEB_Docket.nsf/Filings%20By%20Appeal%20Number/11443A888232A1C88525863B006D4491/\\$File/Springfield%20Response%20to%20Petition_Final_12_11_2020.pdf](https://yosemite.epa.gov/OA/EAB_WEB_Docket.nsf/Filings%20By%20Appeal%20Number/11443A888232A1C88525863B006D4491/$File/Springfield%20Response%20to%20Petition_Final_12_11_2020.pdf)

**AUTHORIZATION TO DISCHARGE UNDER THE
NATIONAL POLLUTANT DISCHARGE ELIMINATION SYSTEM**

In compliance with the provisions of the Federal Clean Water Act as amended, 33 U.S.C. §§ 1251 et seq. (the "CWA"),

Town of Winchendon, Massachusetts

is authorized to discharge from the facility located at

**Winchendon Water Pollution Control Facility (WPCF)
637 River Street
Winchendon, Massachusetts 01475**

to receiving water named

**Millers River
Millers River Watershed**

in accordance with effluent limitations, monitoring requirements and other conditions set forth herein.

This permit shall become effective on the first day of the calendar month immediately following 60 days after signature.¹

This permit expires at midnight, five years from the last day of the month preceding the effective date.

This permit supersedes the permit issued on February 25, 2011.

This permit consists of **Part I** including the cover page(s), **Attachment A** (Freshwater Acute Toxicity Test Procedure and Protocol, February 2011), **Attachment B** (Freshwater Chronic Toxicity Test Procedure and Protocol, March 2013), and **Part II** (NPDES Part II Standard Conditions, April 2018).

Signed this day of

Ken Moraff, Director
Water Division
Environmental Protection Agency
Region 1
Boston, MA

¹ Pursuant to 40 Code of Federal Regulations (C.F.R.) § 124.15(b)(3), if no comments requesting a change to the Draft Permit are received, the permit will become effective upon the date of signature. Procedures for appealing EPA's Final Permit decision may be found at 40 C.F.R. § 124.19.

PART I**A. EFFLUENT LIMITATIONS AND MONITORING REQUIREMENTS**

1. During the period beginning on the effective date and lasting through the expiration date, the Permittee is authorized to discharge treated effluent through Outfall Serial Number 001 to Millers River. The discharge shall be limited and monitored as specified below; the receiving water and the influent shall be monitored as specified below.

Effluent Characteristic	Effluent Limitation			Monitoring Requirements ^{1,2,3}	
	Average Monthly	Average Weekly	Maximum Daily	Measurement Frequency	Sample Type ⁴
Rolling Average Effluent Flow ⁵	1.1 MGD ⁵	---	---	Continuous	Recorder
Effluent Flow ⁵	Report MGD	---	Report MGD	Continuous	Recorder
BOD ₅ (June 1 - October 31)	15 mg/L 138 lb/day	25 mg/L Report lb/day	30 mg/L	2/Week	Composite
BOD ₅ (November 1 - May 31)	15 mg/L 138 lb/day	25 mg/L Report lb/day	Report mg/L	1/Week	Composite
BOD ₅ Removal	≥ 85 %	---	---	---	Calculation
TSS (June 1 - October 31)	15 mg/L 138 lb/day	25 mg/L Report lb/day	30 mg/L	2/Week	Composite
TSS (November 1 - May 31)	15 mg/L 138 lb/day	25 mg/L Report lb/day	Report mg/L	1/Week	Composite
TSS Removal	≥ 85 %	---	---	---	Calculation
pH Range ⁶	6.5 - 8.3 S.U.			1/Day	Grab
<i>Escherichia coli</i> ⁷ (April 1 – October 31)	126 cfu/100 mL	---	409 cfu/100 mL	2/Week	Grab
Total Copper	2.1 µg/L	---	2.6 µg/L	1/Month	Composite
Total Lead ⁸	0.4 µg/L [0.5 µg/L compliance level]	---	---	1/Month	Composite
Total Aluminum ⁹	87 µg/L	---	---	1/Month	Composite
Ammonia Nitrogen (June 1 - October 31)	4 mg/L 37 lb/day	6 mg/L	8 mg/L	2/Month	Composite

Effluent Characteristic	Effluent Limitation			Monitoring Requirements ^{1,2,3}	
	Average Monthly	Average Weekly	Maximum Daily	Measurement Frequency	Sample Type ⁴
Ammonia Nitrogen (November 1 - May 31)	Report mg/L	---	Report mg/L	1/Month	Composite
Total Phosphorus (April 1 – October 31)	0.35 mg/L Report lb/day	---	Report mg/L	1/Week	Composite
Total Phosphorus (November 1 – March 31)	Report mg/L Report lb/day	---	Report mg/L	1/Month	Composite
Total Kjeldahl Nitrogen ¹⁰	Report mg/L	---	Report mg/L	1/Week	Composite
Nitrate + Nitrite ¹⁰	Report mg/L	---	Report mg/L	1/Week	Composite
Total Nitrogen ¹⁰	Report mg/L Report lb/day	---	Report mg/L	1/Week	Calculation
Rolling Average Total Nitrogen ¹¹	92 lb/day	---	---	1/Week	Calculation
Perfluorohexanesulfonic acid (PFHxS) ¹²	---	---	Report ng/L	1/Quarter	Composite
Perfluorononanoic acid (PFNA) ¹²	---	---	Report ng/L	1/Quarter	Composite
Perfluorooctanesulfonic acid (PFOS) ¹²	---	---	Report ng/L	1/Quarter	Composite
Perfluorooctanoic acid (PFOA) ¹²	---	---	Report ng/L	1/Quarter	Composite
Perfluoroheptanoic acid (PFHpA) ¹²	---	---	Report ng/L	1/Quarter	Composite
Perfluorodecanoic acid (PFDA) ¹²	---	---	Report ng/L	1/Quarter	Composite
Whole Effluent Toxicity (WET) Testing^{13,14}					
LC ₅₀	---	---	≥ 100%	1/Quarter	Composite
C-NOEC	---	---	≥ 28%	1/Quarter	Composite
Hardness	---	---	Report mg/L	1/Quarter	Composite
Ammonia Nitrogen	---	---	Report mg/L	1/Quarter	Composite
Total Aluminum	---	---	Report mg/L	1/Quarter	Composite
Total Cadmium	---	---	Report mg/L	1/Quarter	Composite
Total Copper	---	---	Report mg/L	1/Quarter	Composite
Total Nickel	---	---	Report mg/L	1/Quarter	Composite
Total Lead	---	---	Report mg/L	1/Quarter	Composite
Total Zinc	---	---	Report mg/L	1/Quarter	Composite
Total Organic Carbon	---	---	Report mg/L	1/Quarter	Composite

Ambient Characteristic ¹⁵	Reporting Requirements			Monitoring Requirements ^{1,2,3}	
	Average Monthly	Average Weekly	Maximum Daily	Measurement Frequency	Sample Type ⁴
Hardness	---	---	Report mg/L	1/Quarter	Grab
Ammonia Nitrogen	---	---	Report mg/L	1/Quarter	Grab
Total Aluminum	---	---	Report mg/L	1/Quarter	Grab
Total Cadmium	---	---	Report mg/L	1/Quarter	Grab
Total Copper	---	---	Report mg/L	1/Quarter	Grab
Total Nickel	---	---	Report mg/L	1/Quarter	Grab
Total Lead	---	---	Report mg/L	1/Quarter	Grab
Total Zinc	---	---	Report mg/L	1/Quarter	Grab
Total Organic Carbon	---	---	Report mg/L	1/Quarter	Grab
Dissolved Organic Carbon ¹⁶	---	---	Report mg/L	1/Quarter	Grab
pH ¹⁷	---	---	Report S.U.	1/Quarter	Grab
Temperature ¹⁷	---	---	Report °C	1/Quarter	Grab
Total Phosphorus ¹⁸ (April 1 - October 31)	---	---	Report mg/L	1/Month	Grab

Influent Characteristic	Reporting Requirements			Monitoring Requirements ^{1,2,3}	
	Average Monthly	Average Weekly	Maximum Daily	Measurement Frequency	Sample Type ⁴
BOD ₅	Report mg/L	---	---	2/Month	Composite
TSS	Report mg/L	---	---	2/Month	Composite
Perfluorohexanesulfonic acid (PFHxS) ¹²	---	---	Report ng/L	1/Quarter	Composite
Perfluorononanoic acid (PFNA) ¹²	---	---	Report ng/L	1/Quarter	Composite
Perfluorooctanesulfonic acid (PFOS) ¹²	---	---	Report ng/L	1/Quarter	Composite
Perfluorooctanoic acid (PFOA) ¹²	---	---	Report ng/L	1/Quarter	Composite
Perfluoroheptanoic acid (PFHpA) ¹²	---	---	Report ng/L	1/Quarter	Composite
Perfluorodecanoic acid (PFDA) ¹²	---	---	Report ng/L	1/Quarter	Composite

Sludge Characteristic	Reporting Requirements			Monitoring Requirements ^{1,2,3}	
	Average Monthly	Average Weekly	Maximum Daily	Measurement Frequency	Sample Type ⁴
Perfluorohexanesulfonic acid (PFHxS) ¹⁹	---	---	Report ng/g	1/Quarter	Grab/Composite ²⁰
Perfluorononanoic acid (PFNA) ¹⁹	---	---	Report ng/g	1/Quarter	Grab/Composite ²⁰
Perfluorooctanesulfonic acid (PFOS) ¹⁹	---	---	Report ng/g	1/Quarter	Grab/Composite ²⁰
Perfluorooctanoic acid (PFOA) ¹⁹	---	---	Report ng/g	1/Quarter	Grab/Composite ²⁰
Perfluoroheptanoic acid (PFHpA) ¹⁹	---	---	Report ng/g	1/Quarter	Grab/Composite ²⁰
Perfluorodecanoic acid (PFDA) ¹⁹	---	---	Report ng/g	1/Quarter	Grab/Composite ²⁰

Footnotes:

1. All samples shall be collected in a manner to yield representative data. A routine sampling program shall be developed in which samples are taken at the same location, same time and same days of the week each month. Occasional deviations from the routine sampling program are allowed, but the reason for the deviation shall be documented as an electronic attachment to the applicable discharge monitoring report. The Permittee shall report the results to the Environmental Protection Agency Region 1 (EPA) and the State of any additional testing above that required herein, if testing is in accordance with 40 CFR Part 136.
2. In accordance with 40 CFR § 122.44(i)(1)(iv), the Permittee shall monitor according to sufficiently sensitive test procedures (i.e., methods) approved under 40 CFR Part 136 or required under 40 CFR chapter I, subchapter N or O, for the analysis of pollutants or pollutant parameters (except WET). A method is “sufficiently sensitive” when: 1) The method minimum level (ML) is at or below the level of the effluent limitation established in the permit for the measured pollutant or pollutant parameter; or 2) The method has the lowest ML of the analytical methods approved under 40 CFR Part 136 or required under 40 CFR chapter I, subchapter N or O for the measured pollutant or pollutant parameter. The term “minimum level” refers to either the sample concentration equivalent to the lowest calibration point in a method or a multiple of the method detection limit (MDL), whichever is higher. Minimum levels may be obtained in several ways: They may be published in a method; they may be based on the lowest acceptable calibration point used by a laboratory; or they may be calculated by multiplying the MDL in a method, or the MDL determined by a laboratory, by a factor.
3. When a parameter is not detected above the ML, the Permittee must report the data qualifier signifying less than the ML for that parameter (e.g., < 50 µg/L, if the ML for a parameter is 50 µg/L). For reporting an average based on a mix of values detected and not detected, assign a value of “0” to all non-detects for that reporting period and report the average of all the results.
4. A “grab” sample is an individual sample collected in a period of less than 15 minutes.

A “composite” sample is a composite of at least twenty-four (24) grab samples taken during one consecutive 24-hour period, either collected at equal intervals and combined proportional to flow or continuously collected proportional to flow.
5. The limit is a rolling annual average, reported in million gallons per day (MGD), which will be calculated as the arithmetic mean of the monthly

average flow for the reporting month and the monthly average flows of the previous eleven months. Also report monthly average and maximum daily flow in MGD.

6. The pH shall be within the specified range at all times. The minimum and maximum pH sample measurement values for the month shall be reported in standard units (S.U.).
7. The monthly average limit for *Escherichia coli* (*E. coli*) is expressed as a geometric mean. *E. coli* monitoring shall be conducted concurrently with TRC monitoring, if TRC monitoring is required.
8. Lead analysis must be completed using a test method in 40 CFR Part 136 that achieves a minimum level no greater than 0.5 µg/L. The compliance level shall be 0.5 µg/L. The limit shall become effective in accordance with the compliance schedule found at Part I.G.3.
9. See Part I.G.4 for aluminum compliance schedule.
10. Total Kjeldahl nitrogen and nitrate + nitrite samples shall be collected concurrently. The results of these analyses shall be used to calculate both the concentration and mass loadings of total nitrogen, as follows.

Total Nitrogen (mg/L) = Total Kjeldahl Nitrogen (mg/L) + Nitrate + Nitrite (mg/L)

Total Nitrogen (lb/day) = [(average monthly Total Nitrogen (mg/L) * total monthly effluent flow (Millions of Gallons (MG)) / # of days in the month] * 8.34

11. The rolling annual total nitrogen limit is an annual average mass-based limit (lb/day), which shall be reported as a rolling 12-month average. The value will be calculated as the arithmetic mean of the monthly average total nitrogen for the reporting month and the monthly average total nitrogen for the previous 11 months. Report both the rolling annual average and the monthly average each month.

See Part I.G.1 for special conditions related to nitrogen.

12. Report in nanograms per liter (ng/L). This reporting requirement for the listed per- and polyfluoroalkyl substances (PFAS) parameters takes effect the first full calendar quarter following 6 months after EPA notifies the Permittee that an EPA multi-lab validated method for wastewater is available.
13. The Permittee shall conduct acute toxicity tests (LC₅₀) and chronic toxicity tests (C-NOEC) in accordance with test procedures and protocols

specified in **Attachment A and B** of this permit. LC₅₀ and C-NOEC are defined in Part II.E. of this permit. The Permittee shall test the daphnid, *Ceriodaphnia dubia*, and the fathead minnow, *Pimephales promelas*. Toxicity test samples shall be collected and tests completed during the same weeks each time of calendar quarters ending March 31st, June 30th, September 30th, and December 31st. The complete report for each toxicity test shall be submitted as an attachment to the DMR submittal which includes the results for that toxicity test.

14. For Part I.A.1., Whole Effluent Toxicity Testing, the Permittee shall conduct the analyses specified in **Attachment A and B**, Part VI. CHEMICAL ANALYSIS for the effluent sample. If toxicity test(s) using the receiving water as diluent show the receiving water to be toxic or unreliable, the Permittee shall follow procedures outlined in **Attachment A and B**, Section IV., DILUTION WATER. Minimum levels and test methods are specified in **Attachment A and B**, Part VI. CHEMICAL ANALYSIS.
15. For Part I.A.1., Ambient Characteristic, the Permittee shall conduct the analyses specified in **Attachment A and B**, Part VI. CHEMICAL ANALYSIS for the receiving water sample collected as part of the WET testing requirements. Such samples shall be taken from the receiving water at a point immediately upstream of the permitted discharge's zone of influence at a reasonably accessible location, as specified in **Attachment A and B**. Minimum levels and test methods are specified in **Attachment A and B**, Part VI. CHEMICAL ANALYSIS.
16. Monitoring and reporting for dissolved organic carbon (DOC) are not requirements of the Whole Effluent Toxicity (WET) tests but are additional requirements. The Permittee may analyze the WET samples for DOC or may collect separate samples for DOC concurrently with WET sampling.
17. A pH and temperature measurement shall be taken of each receiving water sample at the time of collection and the results reported on the appropriate DMR. These pH and temperature measurements are independent from any pH and temperature measurements required by the WET testing protocols.
18. See Part I.G.2 for special conditions regarding ambient phosphorus monitoring.
19. Report in nanograms per gram (ng/g). This reporting requirement for the listed PFAS parameters takes effect the first full calendar quarter following 6 months after EPA notifies the Permittee that an EPA multi-lab validated method for sludge is available.

20. Sludge sampling shall be as representative as possible based on guidance found at <https://www.epa.gov/sites/production/files/2018-11/documents/potw-sludge-sampling-guidance-document.pdf>.

Part I.A. continued.

2. The discharge shall not cause a violation of the water quality standards of the receiving water.
3. The discharge shall be free from pollutants in concentrations or combinations that, in the receiving water, settle to form objectionable deposits; float as debris, scum or other matter to form nuisances; produce objectionable odor, color, taste or turbidity; or produce undesirable or nuisance species of aquatic life.
4. The discharge shall be free from pollutants in concentrations or combinations that adversely affect the physical, chemical, or biological nature of the bottom.
5. The discharge shall not result in pollutants in concentrations or combinations in the receiving water that are toxic to humans, aquatic life or wildlife.
6. The discharge shall be free from floating, suspended and settleable solids in concentrations or combinations that would impair any use assigned to the receiving water.
7. The discharge shall be free from oil, grease and petrochemicals that produce a visible film on the surface of the water, impart an oily taste to the water or an oily or other undesirable taste to the edible portions of aquatic life, coat the banks or bottom of the water course, or are deleterious or become toxic to aquatic life.
8. The Permittee must provide adequate notice to EPA-Region 1 and the State of the following:
 - a. Any new introduction of pollutants into the POTW from an indirect discharger which would be subject to Part 301 or Part 306 of the Clean Water Act if it were directly discharging those pollutants or in a primary industry category (see 40 CFR Part 122 Appendix A as amended) discharging process water; and
 - b. Any substantial change in the volume or character of pollutants being introduced into that POTW by a source introducing pollutants into the POTW at the time of issuance of the permit.
 - c. For purposes of this paragraph, adequate notice shall include information on:
 - (1) The quantity and quality of effluent introduced into the POTW; and
 - (2) Any anticipated impact of the change on the quantity or quality of effluent to be discharged from the POTW.
9. Pollutants introduced into the POTW by a non-domestic source (user) shall not pass through the POTW or interfere with the operation or performance of the works.

B. UNAUTHORIZED DISCHARGES

1. This permit authorizes discharges only from the outfall listed in Part I.A.1, in accordance with the terms and conditions of this permit. Discharges of wastewater from any other point sources, including sanitary sewer overflows (SSOs), are not authorized by this permit in accordance with Part II.D.1.e.(1) (24-hour reporting). See Part I.H below for reporting requirements.
2. The Permittee must provide notification to the public within 24 hours of becoming aware of any unauthorized discharge, except SSOs that do not impact a surface water or the public, on a publicly available website, and it shall remain on the website for a minimum of 12 months. Such notification shall include the location and description of the discharge; estimated volume; the period of noncompliance, including exact dates and times, and, if the noncompliance has not been corrected, the anticipated time it is expected to continue.
3. Notification of SSOs to MassDEP shall be made on its SSO Reporting Form (which includes MassDEP Regional Office telephone numbers). The reporting form and instruction for its completion may be found on-line at <https://www.mass.gov/how-to/sanitary-sewer-overflowbypassbackup-notification>.

C. OPERATION AND MAINTENANCE OF THE SEWER SYSTEM

Operation and maintenance (O&M) of the sewer system shall be in compliance with the Standard Conditions of Part II and the following terms and conditions. The Permittee shall complete the following activities for the collection system which it owns:

1. Maintenance Staff

The Permittee shall provide an adequate staff to carry out the operation, maintenance, repair, and testing functions required to ensure compliance with the terms and conditions of this permit. Provisions to meet this requirement shall be described in the Collection System O&M Plan required pursuant to Section C.5. below.

2. Preventive Maintenance Program

The Permittee shall maintain an ongoing preventive maintenance program to prevent overflows and bypasses caused by malfunctions or failures of the sewer system infrastructure. The program shall include an inspection program designed to identify all potential and actual unauthorized discharges. Plans and programs to meet this requirement shall be described in the Collection System O&M Plan required pursuant to Section C.5. below.

3. Infiltration/Inflow

The Permittee shall control infiltration and inflow (I/I) into the sewer system as necessary to prevent high flow related unauthorized discharges from their collection systems and high flow related violations of the wastewater treatment plant's effluent limitations. Plans and

programs to control I/I shall be described in the Collection System O&M Plan required pursuant to Section C.5. below.

4. Collection System Mapping

Within 30 months of the effective date of this permit, the Permittee shall prepare a map of the sewer collection system it owns. The map shall be on a street map of the community, with sufficient detail and at a scale to allow easy interpretation. The collection system information shown on the map shall be based on current conditions and shall be kept up-to-date and available for review by federal, state, or local agencies. Such map(s) shall include, but not be limited to the following:

- a. All sanitary sewer lines and related manholes;
- b. All combined sewer lines, related manholes, and catch basins;
- c. All combined sewer regulators and any known or suspected connections between the sanitary sewer and storm drain systems (e.g. combination manholes);
- d. All outfalls, including the treatment plant outfall(s), CSOs, and any known or suspected SSOs, including stormwater outfalls that are connected to combination manholes;
- e. All pump stations and force mains;
- f. The wastewater treatment facility(ies);
- g. All surface waters (labeled);
- h. Other major appurtenances such as inverted siphons and air release valves;
- i. A numbering system which uniquely identifies manholes, catch basins, overflow points, regulators and outfalls;
- j. The scale and a north arrow; and
- k. The pipe diameter, date of installation, type of material, distance between manholes, and the direction of flow.

5. Collection System O&M Plan

The Permittee shall develop and implement a Collection System O&M Plan.

- a. Within six (6) months of the effective date of the permit, the Permittee shall submit to EPA and the State
 - (1) A description of the collection system management goals, staffing, information management, and legal authorities;

- (2) A description of the collection system and the overall condition of the collection system including a list of all pump stations and a description of recent studies and construction activities; and
 - (3) A schedule for the development and implementation of the full Collection System O&M Plan including the elements in paragraphs b.1. through b.8. below.
- b. The full Collection System O&M Plan shall be completed, implemented and submitted to EPA and the State within twenty-four (24) months from the effective date of this permit. The Plan shall include:
 - (1) The required submittal from paragraph 5.a. above, updated to reflect current information;
 - (2) A preventive maintenance and monitoring program for the collection system;
 - (3) Description of sufficient staffing necessary to properly operate and maintain the sanitary sewer collection system and how the operation and maintenance program is staffed;
 - (4) Description of funding, the source(s) of funding and provisions for funding sufficient for implementing the plan;
 - (5) Identification of known and suspected overflows and back-ups, including manholes. A description of the cause of the identified overflows and back-ups, corrective actions taken, and a plan for addressing the overflows and back-ups consistent with the requirements of this permit;
 - (6) A description of the Permittee's programs for preventing I/I related effluent violations and all unauthorized discharges of wastewater, including overflows and by-passes and the ongoing program to identify and remove sources of I/I. The program shall include an inflow identification and control program that focuses on the disconnection and redirection of illegal sump pumps and roof down spouts;
 - (7) An educational public outreach program for all aspects of I/I control, particularly private inflow; and
 - (8) An Overflow Emergency Response Plan to protect public health from overflows and unanticipated bypasses or upsets that exceed any effluent limitation in the permit.

6. Annual Reporting Requirement

The Permittee shall submit a summary report of activities related to the implementation of its Collection System O&M Plan during the previous calendar year. The report shall be submitted to EPA and the State annually by March 31. The first annual report is due the first

March 31st following submittal of the collection system O&M Plan required by Part I.C.5.b. of this permit. The summary report shall, at a minimum, include:

- a. A description of the staffing levels maintained during the year;
- b. A map and a description of inspection and maintenance activities conducted and corrective actions taken during the previous year;
- c. Expenditures for any collection system maintenance activities and corrective actions taken during the previous year;
- d. A map with areas identified for investigation/action in the coming year;
- e. A summary of unauthorized discharges during the past year and their causes and a report of any corrective actions taken as a result of the unauthorized discharges reported pursuant to the Unauthorized Discharges section of this permit; and
- f. If the average annual flow in the previous calendar year exceeded 80 percent of the facility's 1.1 MGD design flow (0.88 MGD), or there have been capacity related overflows, the report shall include:
 - (1) Plans for further potential flow increases describing how the Permittee will maintain compliance with the flow limit and all other effluent limitations and conditions; and
 - (2) A calculation of the maximum daily, weekly, and monthly infiltration and the maximum daily, weekly, and monthly inflow for the reporting year.

D. ALTERNATE POWER SOURCE

In order to maintain compliance with the terms and conditions of this permit, the Permittee shall provide an alternative power source(s) sufficient to operate the portion of the publicly owned treatment works it owns and operates, as defined in Part II.E.1 of this permit.

E. INDUSTRIAL USERS

1. The Permittee shall submit to EPA and the State the name of any Industrial User (IU) subject to Categorical Pretreatment Standards under 40 CFR § 403.6 and 40 CFR chapter I, subchapter N (Parts 405-415, 417-430, 432, 447, 449-451, 454, 455, 457-461, 463-469, and 471 as amended) who commences discharge to the facility after the effective date of this permit.

This reporting requirement also applies to any other IU who is classified as a Significant Industrial User which discharges an average of 25,000 gallons per day or more of process wastewater into the facility (excluding sanitary, noncontact cooling and boiler blowdown wastewater); contributes a process wastewater which makes up five (5) percent or more of the average dry weather hydraulic or organic capacity of the facility; or is designated as such

by the Control Authority as defined in 40 CFR § 403.3(f) on the basis that the industrial user has a reasonable potential to adversely affect the wastewater treatment facility's operation, or for violating any pretreatment standard or requirement (in accordance with 40 CFR § 403.8(f)(6)).

2. In the event that the Permittee receives originals of reports (baseline monitoring reports, 90-day compliance reports, periodic reports on continued compliance, etc.) from industrial users subject to Categorical Pretreatment Standards under 40 CFR § 403.6 and 40 CFR chapter I, subchapter N (Parts 405-415, 417-430, 432-447, 449-451, 454, 455, 457-461, 463-469, and 471 as amended), or from a Significant Industrial User, the Permittee shall forward the originals of these reports within ninety (90) days of their receipt to EPA, and copy the State.
3. Beginning the first full calendar quarter following 6 months after EPA has notified the Permittee that a multi-lab validated method for wastewater is available, the Permittee shall commence annual sampling of the following types of industrial discharges into the POTW:
 - Commercial Car Washes
 - Platers/Metal Finishers
 - Paper and Packaging Manufacturers
 - Tanneries and Leather/Fabric/Carpet Treaters
 - Manufacturers of Parts with Polytetrafluoroethylene (PTFE) or teflon type coatings (i.e. bearings)
 - Landfill Leachate
 - Centralized Waste Treaters
 - Contaminated Sites
 - Fire Fighting Training Facilities
 - Airports
 - Any Other Known or Expected Sources of PFAS

Sampling shall be for the following PFAS chemicals:

Industrial User Effluent Characteristic	Maximum Daily	Monitoring Requirements	
		Frequency	Sample Type
Perfluorohexanesulfonic acid (PFHxS)	Report ng/L	1/year	Composite
Perfluorononanoic acid (PFNA)	Report ng/L	1/year	Composite
Perfluorooctanesulfonic acid (PFOS)	Report ng/L	1/year	Composite
Perfluorooctanoic acid (PFOA)	Report ng/L	1/year	Composite
Perfluoroheptanoic acid (PFHpA)	Report ng/L	1/year	Composite
Perfluorodecanoic acid (PFDA)	Report ng/L	1/year	Composite

The industrial discharges sampled and the sampling results shall be summarized and submitted to EPA and copy the state as an electronic attachment to the March discharge monitoring report due April 15th of the calendar year following the testing.

F. SLUDGE CONDITIONS

1. The Permittee shall comply with all existing federal and state laws and regulations that apply to sewage sludge use and disposal practices, including EPA regulations promulgated at 40 CFR Part 503, which prescribe “Standards for the Use or Disposal of Sewage Sludge” pursuant to § 405(d) of the CWA, 33 U.S.C. § 1345(d).
2. If both state and federal requirements apply to the Permittee’s sludge use and/or disposal practices, the Permittee shall comply with the more stringent of the applicable requirements.
3. The requirements and technical standards of 40 CFR Part 503 apply to the following sludge use or disposal practices:
 - a. Land application - the use of sewage sludge to condition or fertilize the soil
 - b. Surface disposal - the placement of sewage sludge in a sludge only landfill
 - c. Sewage sludge incineration in a sludge only incinerator
4. The requirements of 40 CFR Part 503 do not apply to facilities which dispose of sludge in a municipal solid waste landfill. 40 CFR § 503.4. These requirements also do not apply to facilities which do not use or dispose of sewage sludge during the life of the permit but rather treat the sludge (e.g., lagoons, reed beds), or are otherwise excluded under 40 CFR § 503.6.
5. The 40 CFR Part 503 requirements include the following elements:
 - a. General requirements
 - b. Pollutant limitations
 - c. Operational Standards (pathogen reduction requirements and vector attraction reduction requirements)
 - d. Management practices
 - e. Record keeping
 - f. Monitoring
 - g. Reporting

Which of the 40 CFR Part 503 requirements apply to the Permittee will depend upon the use or disposal practice followed and upon the quality of material produced by a facility. The EPA Region 1 guidance document, “EPA Region 1 - NPDES Permit Sludge Compliance

Guidance” (November 4, 1999), may be used by the Permittee to assist it in determining the applicable requirements.²

6. The sludge shall be monitored for pollutant concentrations (all Part 503 methods) and pathogen reduction and vector attraction reduction (land application and surface disposal) at the following frequency. This frequency is based upon the volume of sewage sludge generated at the facility in dry metric tons per year, as follows:

less than 290	1/ year
290 to less than 1,500	1 /quarter
1,500 to less than 15,000	6 /year
15,000 +	1 /month

Sampling of the sewage sludge shall use the procedures detailed in 40 CFR § 503.8.

7. Under 40 CFR § 503.9(r), the Permittee is a “person who prepares sewage sludge” because it “is ... the person who generates sewage sludge during the treatment of domestic sewage in a treatment works” If the Permittee contracts with *another* “person who prepares sewage sludge” under 40 CFR § 503.9(r) – i.e., with “a person who derives a material from sewage sludge” – for use or disposal of the sludge, then compliance with Part 503 requirements is the responsibility of the contractor engaged for that purpose. If the Permittee does not engage a “person who prepares sewage sludge,” as defined in 40 CFR § 503.9(r), for use or disposal, then the Permittee remains responsible to ensure that the applicable requirements in Part 503 are met. 40 CFR § 503.7. If the ultimate use or disposal method is land application, the Permittee is responsible for providing the person receiving the sludge with notice and necessary information to comply with the requirements of 40 CFR § 503 Subpart B.
8. The Permittee shall submit an annual report containing the information specified in the 40 CFR Part 503 requirements (§ 503.18 (land application), § 503.28 (surface disposal), or § 503.48 (incineration)) by **February 19** (*see also* “EPA Region 1 - NPDES Permit Sludge Compliance Guidance”). Reports shall be submitted electronically using EPA’s Electronic Reporting tool (“NeT”) (*see* “Reporting Requirements” section below).

G. SPECIAL CONDITIONS

1. Total Nitrogen

- a. The Permittee shall optimize the treatment facility operations relative to total nitrogen (“TN”) removal through measures such as continued ammonia removal, maximization of solids retention time while maintaining compliance with BOD₅ and TSS limits, and/or other operational changes designed to enhance the removal of nitrogen in order to minimize the annual average mass discharge of total nitrogen.

² This guidance document is available upon request from EPA Region 1 and may also be found at: <http://www.epa.gov/region1/npdes/permits/generic/sludgeguidance.pdf>

- b. The Permittee shall submit an annual report to EPA and the MassDEP by February 1st of each year, that summarizes activities related to optimizing nitrogen removal efficiencies, documents the annual nitrogen discharge load from the facility, and tracks trends relative to the previous calendar year. If, in any year, the treatment facility discharges of TN on an average annual basis have increased, the annual report shall include a detailed explanation of the reasons why TN discharges have increased, including any changes in influent flows/loads and any operational changes. The report shall also include all supporting data.

2. Ambient Phosphorus Monitoring

Beginning in April of the first odd numbered year that occurs at least six months after permit issuance, and during odd numbered years thereafter, the Permittee shall collect monthly samples from April through October at a location in the receiving water upstream of the facility and analyze the samples for total phosphorus. Sampling shall be conducted on any calendar day that is preceded by at least 72 hours with less than or equal to 0.1 inches of cumulative rainfall. A sampling plan shall be submitted to EPA and the State (in accordance with Part I.H.2 and Part I.H.7, respectively) at least three months prior to the first planned sampling date as part of a Quality Assurance Project Plan for review and State approval. For the years that monitoring is not required, the Permittee shall report NODI code "9" (conditional monitoring not required).

3. Lead Compliance Schedule

The total recoverable lead limit will become effective 24 months from the effective date of the permit. For the period starting on the effective date of this permit and ending 24 months after the effective date, the Permittee shall report the monthly average and daily maximum lead concentration on the monthly DMR. The Permittee shall evaluate the ability of the existing treatment facilities, with small capital improvements, to achieve the monthly average lead limitation of 0.4 µg/L (the approved analytical methods have a minimum level of 0.5 µg/L; therefore, 0.5 µg/L will be the compliance level).

- a. The Permittee shall submit a report 12 months from the effective date of the permit that summarizes the evaluation and includes a determination of whether the existing facility is capable of reliably achieving these effluent limitations. The evaluation shall include an analysis of optimization of plant performance, including potential chemical dosing and an analysis of potential source reductions from industrial wastewater, septage, and Winchendon's drinking water supply.
- b. The Permittee shall implement the findings of the report in order to optimize lead removal and comply with the lead limit.

If the Permittee determines that it is unable to comply with the limit based on the steps above, then the Permittee may request an enforcement order that allows for an extension of the compliance schedule to accommodate additional efforts to achieve compliance.

4. Aluminum Compliance Schedule

- a. The effluent limit for total aluminum shall be subject to a schedule of compliance whereby the limit takes effect three years after the effective date of the permit. For the period starting on the effective date of this permit and ending three (3) years after the effective date, the Permittee shall report only the monthly average aluminum concentration on the monthly DMR. After this initial three (3) year period, the Permittee shall comply with the monthly average total aluminum limit of 87 µg/L (“final aluminum effluent limit”). The Permittee shall submit an annual report due by January 15th of each of the first three (3) years of the permit that will detail its progress towards meeting the final aluminum effluent limit.
- b. If during the three-year period after the effective date of the permit, Massachusetts adopts revised aluminum criteria and EPA has not yet approved them, then the Permittee may request a permit modification, pursuant to 40 CFR § 122.62(a)(3), for a further delay in the effective date of the final aluminum effluent limits. If new criteria are approved by EPA before the effective date of the final aluminum effluent limit, the Permittee may apply for a permit modification, pursuant to 40 CFR § 122.62(a)(3), to revise the time to meet the final aluminum effluent limit and/or for revisions to the permit based on whether there is reasonable potential for the facility’s aluminum discharge to cause or contribute to a violation of the newly approved aluminum criteria.³

H. REPORTING REQUIREMENTS

Unless otherwise specified in this permit, the Permittee shall submit reports, requests, and information and provide notices in the manner described in this section.

1. Submittal of DMRs Using NetDMR

The Permittee shall continue to submit its monthly monitoring data in discharge monitoring reports (DMRs) to EPA and the State electronically using NetDMR no later than the 15th day of the month. When the Permittee submits DMRs using NetDMR, it is not required to submit hard copies of DMRs to EPA or the State. NetDMR is accessible through EPA’s Central Data Exchange at <https://cdx.epa.gov/>.

2. Submittal of Reports as NetDMR Attachments

Unless otherwise specified in this permit, the Permittee shall electronically submit all reports to EPA as NetDMR attachments rather than as hard copies. *See* Part I.H.6. for more information on State reporting. Because the due dates for reports described in this permit may not coincide with the due date for submitting DMRs (which is no later than the 15th day

³ The final effluent limit of 87 µg/L for aluminum may be modified prior to the end of the three-year compliance schedule if warranted by the new criteria and a reasonable potential analysis and consistent with anti-degradation requirements. Such a modification would not trigger anti-backsliding prohibitions, as reflected in CWA 402 § (o) and 40 CFR § 122.44(l), provided that such modification is finalized before the final limit takes effect.

of the month), a report submitted electronically as a NetDMR attachment shall be considered timely if it is electronically submitted to EPA using NetDMR with the next DMR due following the report due date specified in this permit.

3. Submittal of Biosolids/Sewage Sludge Reports

By February 19 of each year, the Permittee must electronically report their annual Biosolids/Sewage Sludge Report for the previous calendar year using EPA's NPDES Electronic Reporting Tool ("NeT"), or another approved EPA system, which is accessible through EPA's Central Data Exchange at <https://cdx.epa.gov/>.

4. Submittal of Requests and Reports to EPA Water Division (WD)

- a. The following requests, reports, and information described in this permit shall be submitted to the NPDES Applications Coordinator in EPA Water Division (WD):

- (1) Transfer of permit notice;
- (2) Request for changes in sampling location;
- (3) Request for reduction in testing frequency;
- (4) Report on unacceptable dilution water / request for alternative dilution water for WET testing.
- (5) Report of new industrial user commencing discharge
- (6) Report received from existing industrial user

- b. These reports, information, and requests shall be submitted to EPA WD electronically at R1NPDESReporting@epa.gov.

5. Submittal of Reports to EPA Enforcement and Compliance Assurance Division (ECAD) in Hard Copy Form

- a. The following notifications and reports shall be signed and dated originals, submitted as hard copy, with a cover letter describing the submission:

- (1) Written notifications required under Part II.B.4.c, for bypasses, and Part II.D.1.e, for sanitary sewer overflows (SSOs). Starting on 21 December 2025, such notifications must be done electronically using EPA's NPDES Electronic Reporting Tool ("NeT"), or another approved EPA system, which will be accessible through EPA's Central Data Exchange at <https://cdx.epa.gov/>.

- b. This information shall be submitted to EPA ECAD at the following address:

U.S. Environmental Protection Agency
Enforcement and Compliance Assurance Division
Water Compliance Section
5 Post Office Square, Suite 100 (04-SMR)
Boston, MA 02109-3912

6. State Reporting

Duplicate signed copies of all WET test reports shall be submitted to the Massachusetts Department of Environmental Protection, Division of Watershed Management, at the following address:

Massachusetts Department of Environmental Protection
Bureau of Water Resources
Division of Watershed Management
8 New Bond Street
Worcester, Massachusetts 01606

7. Verbal Reports and Verbal Notifications

- a. Any verbal reports or verbal notifications, if required in Parts I and/or II of this permit, shall be made to both EPA and to the State. This includes verbal reports and notifications which require reporting within 24 hours (e.g., Part II.B.4.c.(2), Part II.B.5.c.(3), and Part II.D.1.e).
- b. Verbal reports and verbal notifications shall be made to:

EPA ECAD at 617-918-1510
and
MassDEP Emergency Response at 888-304-1133

I. STATE PERMIT CONDITIONS

1. This Permit is in the process of receiving state water quality certification issued by the State under § 401(a) of the CWA and 40 CFR § 124.53. EPA will incorporate appropriate State water quality certification requirements (if any) into the Final Permit.

ATTACHMENT A

USEPA REGION 1 FRESHWATER ACUTE TOXICITY TEST PROCEDURE AND PROTOCOL

I. GENERAL REQUIREMENTS

The permittee shall conduct acceptable acute toxicity tests in accordance with the appropriate test protocols described below:

- **Daphnid (Ceriodaphnia dubia) definitive 48 hour test.**
- **Fathead Minnow (Pimephales promelas) definitive 48 hour test.**

Acute toxicity test data shall be reported as outlined in Section VIII.

II. METHODS

The permittee shall use 40 CFR Part 136 methods. Methods and guidance may be found at:

http://water.epa.gov/scitech/methods/cwa/wet/disk2_index.cfm

The permittee shall also meet the sampling, analysis and reporting requirements included in this protocol. This protocol defines more specific requirements while still being consistent with the Part 136 methods. If, due to modifications of Part 136, there are conflicting requirements between the Part 136 method and this protocol, the permittee shall comply with the requirements of the Part 136 method.

III. SAMPLE COLLECTION

A discharge sample shall be collected. Aliquots shall be split from the sample, containerized and preserved (as per 40 CFR Part 136) for chemical and physical analyses required. The remaining sample shall be measured for total residual chlorine and dechlorinated (if detected) in the laboratory using sodium thiosulfate for subsequent toxicity testing. (Note that EPA approved test methods require that samples collected for metals analyses be preserved immediately after collection.) Grab samples must be used for pH, temperature, and total residual chlorine (as per 40 CFR Part 122.21).

Standard Methods for the Examination of Water and Wastewater describes dechlorination of samples (APHA, 1992). Dechlorination can be achieved using a ratio of 6.7 mg/L anhydrous sodium thiosulfate to reduce 1.0 mg/L chlorine. If dechlorination is necessary, a thiosulfate control (maximum amount of thiosulfate in lab control or receiving water) must also be run in the WET test.

All samples held overnight shall be refrigerated at 1- 6°C.

IV. DILUTION WATER

A grab sample of dilution water used for acute toxicity testing shall be collected from the receiving water at a point immediately upstream of the permitted discharge's zone of influence at a reasonably accessible location. Avoid collection near areas of obvious road or agricultural runoff, storm sewers or other point source discharges and areas where stagnant conditions exist. In the case where an alternate dilution water has been agreed upon an additional receiving water control (0% effluent) must also be tested.

If the receiving water diluent is found to be, or suspected to be toxic or unreliable, an alternate standard dilution water of known quality with a hardness, pH, conductivity, alkalinity, organic carbon, and total suspended solids similar to that of the receiving water may be substituted **AFTER RECEIVING WRITTEN APPROVAL FROM THE PERMIT ISSUING AGENCY(S)**. Written requests for use of an alternate dilution water should be mailed with supporting documentation to the following address:

Director
Office of Ecosystem Protection (CAA)
U.S. Environmental Protection Agency-New England
5 Post Office Sq., Suite 100 (OEP06-5)
Boston, MA 02109-3912

and

Manager
Water Technical Unit (SEW)
U.S. Environmental Protection Agency
5 Post Office Sq., Suite 100 (OES04-4)
Boston, MA 02109-3912

Note: USEPA Region 1 retains the right to modify any part of the alternate dilution water policy stated in this protocol at any time. Any changes to this policy will be documented in the annual DMR posting.

See the most current annual DMR instructions which can be found on the EPA Region 1 website at <http://www.epa.gov/region1/enforcement/water/dmr.html> for further important details on alternate dilution water substitution requests.

It may prove beneficial to have the proposed dilution water source screened for suitability prior to toxicity testing. EPA strongly urges that screening be done prior to set up of a full definitive toxicity test any time there is question about the dilution water's ability to support acceptable performance as outlined in the 'test acceptability' section of the protocol.

V. TEST CONDITIONS

The following tables summarize the accepted daphnid and fathead minnow toxicity test conditions and test acceptability criteria:

EPA NEW ENGLAND EFFLUENT TOXICITY TEST CONDITIONS FOR THE DAPHNID, CERIODAPHNIA DUBIA 48 HOUR ACUTE TESTS¹

1.	Test type	Static, non-renewal
2.	Temperature (°C)	20 ± 1°C or 25 ± 1°C
3.	Light quality	Ambient laboratory illumination
4.	Photoperiod	16 hour light, 8 hour dark
5.	Test chamber size	Minimum 30 ml
6.	Test solution volume	Minimum 15 ml
7.	Age of test organisms	1-24 hours (neonates)
8.	No. of daphnids per test chamber	5
9.	No. of replicate test chambers per treatment	4
10.	Total no. daphnids per test concentration	20
11.	Feeding regime	As per manual, lightly feed YCT and <u>Selenastrum</u> to newly released organisms while holding prior to initiating test
12.	Aeration	None
13.	Dilution water ²	Receiving water, other surface water, synthetic water adjusted to the hardness and alkalinity of the receiving water (prepared using either Millipore Milli-Q ^R or equivalent deionized water and reagent grade chemicals according to EPA acute toxicity test manual) or deionized water combined with mineral water to appropriate hardness.
14.	Dilution series	≥ 0.5, must bracket the permitted RWC
15.	Number of dilutions	5 plus receiving water and laboratory water control and thiosulfate control, as necessary. An additional dilution at the permitted effluent concentration (% effluent) is required if it is not included in the dilution

series.

- | | |
|----------------------------|---|
| 16. Effect measured | Mortality-no movement of body or appendages on gentle prodding |
| 17. Test acceptability | 90% or greater survival of test organisms in dilution water control solution |
| 18. Sampling requirements | For on-site tests, samples must be used within 24 hours of the time that they are removed from the sampling device. For off-site tests, samples must first be used within 36 hours of collection. |
| 19. Sample volume required | Minimum 1 liter |

Footnotes:

1. Adapted from EPA-821-R-02-012.
2. Standard prepared dilution water must have hardness requirements to generally reflect the characteristics of the receiving water.

**EPA NEW ENGLAND TEST CONDITIONS FOR THE FATHEAD MINNOW
(PIMEPHALES PROMELAS) 48 HOUR ACUTE TEST¹**

1. Test Type	Static, non-renewal
2. Temperature (°C)	20 ± 1 °C or 25 ± 1 °C
3. Light quality	Ambient laboratory illumination
4. Photoperiod	16 hr light, 8 hr dark
5. Size of test vessels	250 mL minimum
6. Volume of test solution	Minimum 200 mL/replicate
7. Age of fish	1-14 days old and age within 24 hrs of each other
8. No. of fish per chamber	10
9. No. of replicate test vessels per treatment	4
10. Total no. organisms per concentration	40
11. Feeding regime	As per manual, lightly feed test age larvae using concentrated brine shrimp nauplii while holding prior to initiating test
12. Aeration	None, unless dissolved oxygen (D.O.) concentration falls below 4.0 mg/L, at which time gentle single bubble aeration should be started at a rate of less than 100 bubbles/min. (Routine D.O. check is recommended.)
13. dilution water ²	Receiving water, other surface water, synthetic water adjusted to the hardness and alkalinity of the receiving water (prepared using either Millipore Milli-Q ^R or equivalent deionized and reagent grade chemicals according to EPA acute toxicity test manual) or deionized water combined with mineral water to appropriate hardness.
14. Dilution series	≥ 0.5 , must bracket the permitted RWC

15. Number of dilutions	5 plus receiving water and laboratory water control and thiosulfate control, as necessary. An additional dilution at the permitted effluent concentration (% effluent) is required if it is not included in the dilution series.
16. Effect measured	Mortality-no movement on gentle prodding
17. Test acceptability	90% or greater survival of test organisms in dilution water control solution
18. Sampling requirements	For on-site tests, samples must be used within 24 hours of the time that they are removed from the sampling device. For off-site tests, samples are used within 36 hours of collection.
19. Sample volume required	Minimum 2 liters

Footnotes:

1. Adapted from EPA-821-R-02-012
2. Standard dilution water must have hardness requirements to generally reflect characteristics of the receiving water.

VI. CHEMICAL ANALYSIS

At the beginning of a static acute toxicity test, pH, conductivity, total residual chlorine, oxygen, hardness, alkalinity and temperature must be measured in the highest effluent concentration and the dilution water. Dissolved oxygen, pH and temperature are also measured at 24 and 48 hour intervals in all dilutions. The following chemical analyses shall be performed on the 100 percent effluent sample and the upstream water sample for each sampling event.

<u>Parameter</u>	Effluent	Receiving Water	ML (mg/l)
Hardness ¹	x	x	0.5
Total Residual Chlorine (TRC) ^{2, 3}	x		0.02
Alkalinity	x	x	2.0
pH	x	x	--
Specific Conductance	x	x	--
Total Solids	x		--
Total Dissolved Solids	x		--
Ammonia	x	x	0.1
Total Organic Carbon	x	x	0.5
Total Metals			
Cd	x	x	0.0005
Pb	x	x	0.0005
Cu	x	x	0.003
Zn	x	x	0.005
Ni	x	x	0.005
Al	x	x	0.02
Other as permit requires			

Notes:

- Hardness may be determined by:
 - APHA Standard Methods for the Examination of Water and Wastewater , 21st Edition
 - Method 2340B (hardness by calculation)
 - Method 2340C (titration)
- Total Residual Chlorine may be performed using any of the following methods provided the required minimum limit (ML) is met.
 - APHA Standard Methods for the Examination of Water and Wastewater , 21st Edition
 - Method 4500-CL E Low Level Amperometric Titration
 - Method 4500-CL G DPD Colorimetric Method
- Required to be performed on the sample used for WET testing prior to its use for toxicity testing.

VII. TOXICITY TEST DATA ANALYSIS

LC50 Median Lethal Concentration (Determined at 48 Hours)

Methods of Estimation:

- Probit Method
- Spearman-Kärber
- Trimmed Spearman-Kärber
- Graphical

See the flow chart in Figure 6 on p. 73 of EPA-821-R-02-012 for appropriate method to use on a given data set.

No Observed Acute Effect Level (NOAEL)

See the flow chart in Figure 13 on p. 87 of EPA-821-R-02-012.

VIII. TOXICITY TEST REPORTING

A report of the results will include the following:

- Description of sample collection procedures, site description
- Names of individuals collecting and transporting samples, times and dates of sample collection and analysis on chain-of-custody
- General description of tests: age of test organisms, origin, dates and results of standard toxicant tests; light and temperature regime; other information on test conditions if different than procedures recommended. Reference toxicant test data should be included.
- All chemical/physical data generated. (Include minimum detection levels and minimum quantification levels.)
- Raw data and bench sheets.
- Provide a description of dechlorination procedures (as applicable).
- Any other observations or test conditions affecting test outcome.

ATTACHMENT B
FRESHWATER CHRONIC
TOXICITY TEST PROCEDURE AND PROTOCOL
USEPA Region 1

I. GENERAL REQUIREMENTS

The permittee shall be responsible for the conduct of acceptable chronic toxicity tests using three fresh samples collected during each test period. The following tests shall be performed as prescribed in Part 1 of the NPDES discharge permit in accordance with the appropriate test protocols described below. (Note: the permittee and testing laboratory should review the applicable permit to determine whether testing of one or both species is required).

- **Daphnid (Ceriodaphnia dubia) Survival and Reproduction Test.**
- **Fathead Minnow (Pimephales promelas) Larval Growth and Survival Test.**

Chronic toxicity data shall be reported as outlined in Section VIII.

II. METHODS

Methods to follow are those recommended by EPA in: Short Term Methods For Estimating The Chronic Toxicity of Effluents and Receiving Water to Freshwater Organisms, Fourth Edition, October 2002. United States Environmental Protection Agency. Office of Water, Washington, D.C., EPA 821-R-02-013. The methods are available on-line at <http://www.epa.gov/waterscience/WET/> . Exceptions and clarification are stated herein.

III. SAMPLE COLLECTION AND USE

A total of three fresh samples of effluent and receiving water are required for initiation and subsequent renewals of a freshwater, chronic, toxicity test. The receiving water control sample must be collected immediately upstream of the permitted discharge's zone of influence. Fresh samples are recommended for use on test days 1, 3, and 5. However, provided a total of three samples are used for testing over the test period, an alternate sampling schedule is acceptable. The acceptable holding times until initial use of a sample are 24 and 36 hours for on-site and off-site testing, respectively. A written waiver is required from the regulating authority for any hold time extension. All test samples collected may be used for 24, 48 and 72 hour renewals after initial use. All samples held for use beyond the day of sampling shall be refrigerated and maintained at a temperature range of 0-6° C.

All samples submitted for chemical and physical analyses will be analyzed according to Section VI of this protocol.

Sampling guidance dictates that, where appropriate, aliquots for the analysis required in this protocol shall be split from the samples, containerized and immediately preserved, or analyzed as per 40 CFR Part 136. EPA approved test methods require that samples collected for metals analyses be preserved immediately after collection. Testing for the presence of total residual chlorine (TRC) must be analyzed immediately or as soon as possible, for all effluent samples, prior to WET testing. TRC analysis may be performed on-site or by the toxicity testing laboratory and the samples must be dechlorinated, as necessary, using sodium thiosulfate prior to sample use for toxicity testing.

If any of the renewal samples are of sufficient potency to cause lethality to 50 percent or more of the test organisms in any of the test treatments for either species or, if the test fails to meet its permit limits, then chemical analysis for total metals (originally required for the initial sample only in Section VI) will be required on the renewal sample(s) as well.

IV. DILUTION WATER

Samples of receiving water must be collected from a location in the receiving water body immediately upstream of the permitted discharge's zone of influence at a reasonably accessible location. Avoid collection near areas of obvious road or agricultural runoff, storm sewers or other point source discharges and areas where stagnant conditions exist. EPA strongly urges that screening for toxicity be performed prior to the set up of a full, definitive toxicity test any time there is a question about the test dilution water's ability to achieve test acceptability criteria (TAC) as indicated in Section V of this protocol. The test dilution water control response will be used in the statistical analysis of the toxicity test data. All other control(s) required to be run in the test will be reported as specified in the Discharge Monitoring Report (DMR) Instructions, Attachment F, page 2, Test Results & Permit Limits.

The test dilution water must be used to determine whether the test met the applicable TAC. When receiving water is used for test dilution, an additional control made up of standard laboratory water (0% effluent) is required. This control will be used to verify the health of the test organisms and evaluate to what extent, if any, the receiving water itself is responsible for any toxic response observed.

If dechlorination of a sample by the toxicity testing laboratory is necessary a "sodium thiosulfate" control, representing the concentration of sodium thiosulfate used to adequately dechlorinate the sample prior to toxicity testing, must be included in the test.

If the use of an alternate dilution water (ADW) is authorized, in addition to the ADW test control, the testing laboratory must, for the purpose of monitoring the receiving water, also run a receiving water control.

If the receiving water diluent is found to be, or suspected to be toxic or unreliable an ADW of known quality with hardness similar to that of the receiving water may be substituted. Substitution is species specific meaning that the decision to use ADW is made for each species and is based on the toxic response of that particular species. Substitution to an ADW is authorized in two cases. The first is the case where repeating a test due to toxicity in the site dilution water requires an **immediate decision** for ADW use be made by the permittee and toxicity testing laboratory. The second is in the case where two of the most recent documented incidents of unacceptable site dilution water toxicity requires ADW use in future WET testing.

For the second case, written notification from the permittee requesting ADW use **and** written authorization from the permit issuing agency(s) is required **prior to** switching to a long-term use of ADW for the duration of the permit.

Written requests for use of ADW must be mailed with supporting documentation to the following addresses:

Director
Office of Ecosystem Protection (CAA)
U.S. Environmental Protection Agency, Region 1
Five Post Office Square, Suite 100
Mail Code OEP06-5
Boston, MA 02109-3912

and

Manager
Water Technical Unit (SEW)
U.S. Environmental Protection Agency
Five Post Office Square, Suite 100
Mail Code OES04-4
Boston, MA 02109-3912

Note: USEPA Region 1 retains the right to modify any part of the alternate dilution water policy stated in this protocol at any time. Any changes to this policy will be documented in the annual DMR posting.

See the most current annual DMR instructions which can be found on the EPA Region 1 website at <http://www.epa.gov/region1/enforcementandassistance/dmr.html> for further important details on alternate dilution water substitution requests.

V. TEST CONDITIONS AND TEST ACCEPTABILITY CRITERIA

Method specific test conditions and TAC are to be followed and adhered to as specified in the method guidance document, EPA 821-R-02-013. If a test does not meet TAC the test must be repeated with fresh samples within 30 days of the initial test completion date.

V.1. Use of Reference Toxicity Testing

Reference toxicity test results and applicable control charts must be included in the toxicity testing report.

If reference toxicity test results fall outside the control limits established by the laboratory for a specific test endpoint, a reason or reasons for this excursion must be evaluated, correction made and reference toxicity tests rerun as necessary.

If a test endpoint value exceeds the control limits at a frequency of more than one out of twenty then causes for the reference toxicity test failure must be examined and if problems are identified corrective action taken. The reference toxicity test must be repeated during the same month in which the exceedance occurred.

If two consecutive reference toxicity tests fall outside control limits, the possible cause(s) for the exceedance must be examined, corrective actions taken and a repeat of the reference toxicity test must take place immediately. Actions taken to resolve the problem must be reported.

V.1.a. Use of Concurrent Reference Toxicity Testing

In the case where concurrent reference toxicity testing is required due to a low frequency of testing with a particular method, if the reference toxicity test results fall slightly outside of laboratory established control limits, but the primary test met the TAC, the results of the primary test will be considered acceptable. However, if the results of the concurrent test fall well outside the established **upper** control limits i.e. ≥ 3 standard deviations for IC25 values and \geq two concentration intervals for NOECs, and even though the primary test meets TAC, the primary test will be considered unacceptable and must be repeated.

V.2. For the *C. dubia* test, the determination of TAC and formal statistical analyses must be performed using only the first three broods produced.

V.3. Test treatments must include 5 effluent concentrations and a dilution water control. An additional test treatment, at the permitted effluent concentration (% effluent), is required if it is not included in the dilution series.

VI. CHEMICAL ANALYSIS

As part of each toxicity test's daily renewal procedure, pH, specific conductance, dissolved oxygen (DO) and temperature must be measured at the beginning and end of each 24-hour period in each test treatment and the control(s).

The additional analysis that must be performed under this protocol is as specified and noted in the table below.

<u>Parameter</u>	Effluent	Receiving Water	ML (mg/l)
Hardness ^{1, 4}	x	x	0.5
Total Residual Chlorine (TRC) ^{2, 3, 4}	x		0.02
Alkalinity ⁴	x	x	2.0
pH ⁴	x	x	--
Specific Conductance ⁴	x	x	--
Total Solids ⁶	x		--
Total Dissolved Solids ⁶	x		--
Ammonia ⁴	x	x	0.1
Total Organic Carbon ⁶	x	x	0.5
Total Metals ⁵			
Cd	x	x	0.0005
Pb	x	x	0.0005
Cu	x	x	0.003
Zn	x	x	0.005
Ni	x	x	0.005
Al	x	x	0.02

Other as permit requires

Notes:

1. Hardness may be determined by:

- APHA Standard Methods for the Examination of Water and Wastewater , 21st Edition
 - Method 2340B (hardness by calculation)
 - Method 2340C (titration)
2. Total Residual Chlorine may be performed using any of the following methods provided the required minimum limit (ML) is met.
- APHA Standard Methods for the Examination of Water and Wastewater , 21st Edition
 - Method 4500-CL E Low Level Amperometric Titration
 - Method 4500-CL G DPD Colorimetric Method
 - USEPA 1983. Manual of Methods Analysis of Water and Wastes
 - Method 330.5
3. Required to be performed on the sample used for WET testing prior to its use for toxicity testing
4. Analysis is to be performed on samples and/or receiving water, as designated in the table above, from all three sampling events.
5. Analysis is to be performed on the initial sample(s) only unless the situation arises as stated in Section III, paragraph 4
6. Analysis to be performed on initial samples only

VII. TOXICITY TEST DATA ANALYSIS AND REVIEW

A. Test Review

1. Concentration / Response Relationship

A concentration/response relationship evaluation is required for test endpoint determinations from both Hypothesis Testing and Point Estimate techniques. The test report is to include documentation of this evaluation in support of the endpoint values reported. The dose-response review must be performed as required in Section 10.2.6 of EPA-821-R-02-013. Guidance for this review can be found at <http://water.epa.gov/scitech/methods/cwa/> . In most cases, the review will result in one of the following three conclusions: (1) Results are reliable and reportable; (2) Results are anomalous and require explanation; or (3) Results are inconclusive and a retest with fresh samples is required.

2. Test Variability (Test Sensitivity)

This review step is separate from the determination of whether a test meets or does not meet TAC. Within test variability is to be examined for the purpose of evaluating test sensitivity. This evaluation is to be performed for the sub-lethal hypothesis testing endpoints reproduction and growth as required by the permit. The test report is to include documentation of this evaluation to support that the endpoint values reported resulted from a toxicity test of adequate sensitivity. This evaluation must be performed as required in Section 10.2.8 of EPA-821-R-02-013.

To determine the adequacy of test sensitivity, USEPA requires the calculation of test percent minimum significant difference (PMSD) values. In cases where NOEC determinations are made based on a non-parametric technique, calculation of a test PMSD value, for the sole purpose of assessing test sensitivity, shall be calculated using a comparable parametric statistical analysis technique. The calculated test PMSD is then compared to the upper and lower PMSD bounds shown for freshwater tests in Section 10.2.8.3, p. 52, Table 6 of EPA-821-R-02-013. The comparison will yield one of the following determinations.

- The test PMSD exceeds the PMSD upper bound test variability criterion in Table 6, the test results are considered highly variable and the test may not be sensitive enough to determine the presence of toxicity at the permit limit concentration (PLC). If the test results indicate that the discharge is not toxic at the PLC, then the test is considered insufficiently sensitive and must be repeated within 30 days of the initial test completion using fresh samples. If the test results indicate that the discharge is toxic at the PLC, the test is considered acceptable and does not have to be repeated.
- The test PMSD falls below the PMSD lower bound test variability criterion in Table 6, the test is determined to be very sensitive. In order to determine which treatment(s) are statistically significant and which are not, for the purpose of reporting a NOEC, the relative percent difference (RPD) between the control and each treatment must be calculated and compared to the lower PMSD boundary. See *Understanding and Accounting for Method Variability in Whole Effluent Toxicity Applications Under the NPDES Program*, EPA 833-R-00-003, June 2002, Section 6.4.2. The following link: [Understanding and Accounting for Method Variability in Whole Effluent Toxicity Applications Under the NPDES Program](#) can be used to locate the USEPA website containing this document. If the RPD for a treatment falls below the PMSD lower bound, the difference is considered statistically insignificant. If the RPD for a treatment is greater than the PMSD lower bound, then the treatment is considered statistically significant.
- The test PMSD falls within the PMSD upper and lower bounds in Table 6, the sub-lethal test endpoint values shall be reported as is.

B. Statistical Analysis

1. General - Recommended Statistical Analysis Method

Refer to general data analysis flowchart, EPA 821-R-02-013, page 43

For discussion on Hypothesis Testing, refer to EPA 821-R-02-013, Section 9.6

For discussion on Point Estimation Techniques, refer to EPA 821-R-02-013, Section 9.7

2. *Pimephales promelas*

Refer to survival hypothesis testing analysis flowchart, EPA 821-R-02-013, page 79

Refer to survival point estimate techniques flowchart, EPA 821-R-02-013, page 80

Refer to growth data statistical analysis flowchart, EPA 821-R-02-013, page 92

3. *Ceriodaphnia dubia*

Refer to survival data testing flowchart, EPA 821-R-02-013, page 168

Refer to reproduction data testing flowchart, EPA 821-R-02-013, page 173

VIII. TOXICITY TEST REPORTING

A report of results must include the following:

- Test summary sheets (2007 DMR Attachment F) which includes:
 - Facility name
 - NPDES permit number
 - Outfall number
 - Sample type
 - Sampling method
 - Effluent TRC concentration
 - Dilution water used
 - Receiving water name and sampling location
 - Test type and species
 - Test start date
 - Effluent concentrations tested (%) and permit limit concentration
 - Applicable reference toxicity test date and whether acceptable or not
 - Age, age range and source of test organisms used for testing
 - Results of TAC review for all applicable controls
 - Test sensitivity evaluation results (test PMSD for growth and reproduction)
 - Permit limit and toxicity test results
 - Summary of test sensitivity and concentration response evaluation

In addition to the summary sheets the report must include:

- A brief description of sample collection procedures
- Chain of custody documentation including names of individuals collecting samples, times and dates of sample collection, sample locations, requested analysis and lab receipt with time and date received, lab receipt personnel and condition of samples upon receipt at the lab(s)
- Reference toxicity test control charts
- All sample chemical/physical data generated, including minimum limits (MLs) and analytical methods used
- All toxicity test raw data including daily ambient test conditions, toxicity test chemistry, sample dechlorination details as necessary, bench sheets and statistical analysis
- A discussion of any deviations from test conditions
- Any further discussion of reported test results, statistical analysis and concentration-response relationship and test sensitivity review per species per endpoint

NPDES PART II STANDARD CONDITIONS
(April 26, 2018)¹

TABLE OF CONTENTS

A. GENERAL CONDITIONS	Page
1. <u>Duty to Comply</u>	2
2. <u>Permit Actions</u>	3
3. <u>Duty to Provide Information</u>	4
4. <u>Oil and Hazardous Substance Liability</u>	4
5. <u>Property Rights</u>	4
6. <u>Confidentiality of Information</u>	4
7. <u>Duty to Reapply</u>	4
8. <u>State Authorities</u>	4
9. <u>Other laws</u>	5
B. OPERATION AND MAINTENANCE OF POLLUTION CONTROLS	
1. <u>Proper Operation and Maintenance</u>	5
2. <u>Need to Halt or Reduce Not a Defense</u>	5
3. <u>Duty to Mitigate</u>	5
4. <u>Bypass</u>	5
5. <u>Upset</u>	6
C. MONITORING AND RECORDS	
1. <u>Monitoring and Records</u>	7
2. <u>Inspection and Entry</u>	8
D. REPORTING REQUIREMENTS	
1. <u>Reporting Requirements</u>	8
a. Planned changes	8
b. Anticipated noncompliance	8
c. Transfers	9
d. Monitoring reports	9
e. Twenty-four hour reporting	9
f. Compliance schedules	10
g. Other noncompliance	10
h. Other information	10
i. Identification of the initial recipient for NPDES electronic reporting data	11
2. <u>Signatory Requirement</u>	11
3. <u>Availability of Reports</u>	11
E. DEFINITIONS AND ABBREVIATIONS	
1. <u>General Definitions</u>	11
2. <u>Commonly Used Abbreviations</u>	20

¹ Updated July 17, 2018 to fix typographical errors.

NPDES PART II STANDARD CONDITIONS

(April 26, 2018)

A. GENERAL REQUIREMENTS

1. Duty to Comply

The Permittee must comply with all conditions of this permit. Any permit noncompliance constitutes a violation of the Clean Water Act (CWA or Act) and is grounds for enforcement action; for permit termination, revocation and reissuance, or modification; or denial of a permit renewal application.

- a. The Permittee shall comply with effluent standards or prohibitions established under Section 307(a) of the Clean Water Act for toxic pollutants and with standards for sewage sludge use or disposal established under Section 405(d) of the CWA within the time provided in the regulations that establish these standards or prohibitions, or standards for sewage sludge use or disposal, even if the permit has not yet been modified to incorporate the requirement.
- b. Penalties for Violations of Permit Conditions: The Director will adjust the civil and administrative penalties listed below in accordance with the Civil Monetary Penalty Inflation Adjustment Rule (83 Fed. Reg. 1190-1194 (January 10, 2018) and the 2015 amendments to the Federal Civil Penalties Inflation Adjustment Act of 1990, 28 U.S.C. § 2461 note. See Pub. L. 114-74, Section 701 (Nov. 2, 2015)). These requirements help ensure that EPA penalties keep pace with inflation. Under the above-cited 2015 amendments to inflationary adjustment law, EPA must review its statutory civil penalties each year and adjust them as necessary.

(1) Criminal Penalties

- (a) *Negligent Violations.* The CWA provides that any person who negligently violates permit conditions implementing Sections 301, 302, 306, 307, 308, 318, or 405 of the Act is subject to criminal penalties of not less than \$2,500 nor more than \$25,000 per day of violation, or imprisonment of not more than 1 year, or both. In the case of a second or subsequent conviction for a negligent violation, a person shall be subject to criminal penalties of not more than \$50,000 per day of violation or by imprisonment of not more than 2 years, or both.
- (b) *Knowing Violations.* The CWA provides that any person who knowingly violates permit conditions implementing Sections 301, 302, 306, 307, 308, 318, or 405 of the Act is subject to a fine of not less than \$5,000 nor more than \$50,000 per day of violation, or by imprisonment for not more than 3 years, or both. In the case of a second or subsequent conviction for a knowing violation, a person shall be subject to criminal penalties of not more than \$100,000 per day of violation, or imprisonment of not more than 6 years, or both.
- (c) *Knowing Endangerment.* The CWA provides that any person who knowingly violates permit conditions implementing Sections 301, 302, 303, 306, 307, 308, 318, or 405 of the Act and who knows at that time that he or she is placing another person in imminent danger of death or serious bodily injury shall upon conviction be subject to a fine of not more than \$250,000 or by imprisonment of not more than 15 years, or both. In the case of a second or subsequent conviction for a knowing

NPDES PART II STANDARD CONDITIONS

(April 26, 2018)

endangerment violation, a person shall be subject to a fine of not more than \$500,000 or by imprisonment of not more than 30 years, or both. An organization, as defined in Section 309(c)(3)(B)(iii) of the Act, shall, upon conviction of violating the imminent danger provision, be subject to a fine of not more than \$1,000,000 and can be fined up to \$2,000,000 for second or subsequent convictions.

- (d) *False Statement.* The CWA provides that any person who falsifies, tampers with, or knowingly renders inaccurate any monitoring device or method required to be maintained under this permit shall, upon conviction, be punished by a fine of not more than \$10,000, or by imprisonment for not more than 2 years, or both. If a conviction of a person is for a violation committed after a first conviction of such person under this paragraph, punishment is a fine of not more than \$20,000 per day of violation, or by imprisonment of not more than 4 years, or both. The Act further provides that any person who knowingly makes any false statement, representation, or certification in any record or other document submitted or required to be maintained under this permit, including monitoring reports or reports of compliance or non-compliance shall, upon conviction, be punished by a fine of not more than \$10,000 per violation, or by imprisonment for not more than 6 months per violation, or by both.
- (2) *Civil Penalties.* The CWA provides that any person who violates a permit condition implementing Sections 301, 302, 306, 307, 308, 318, or 405 of the Act is subject to a civil penalty not to exceed the maximum amounts authorized by Section 309(d) of the Act, the 2015 amendments to the Federal Civil Penalties Inflation Adjustment Act of 1990, 28 U.S.C. § 2461 note, and 40 C.F.R. Part 19. *See* Pub. L.114-74, Section 701 (Nov. 2, 2015); 83 Fed. Reg. 1190 (January 10, 2018).
- (3) *Administrative Penalties.* The CWA provides that any person who violates a permit condition implementing Sections 301, 302, 306, 307, 308, 318, or 405 of the Act is subject to an administrative penalty as follows:
 - (a) *Class I Penalty.* Not to exceed the maximum amounts authorized by Section 309(g)(2)(A) of the Act, the 2015 amendments to the Federal Civil Penalties Inflation Adjustment Act of 1990, 28 U.S.C. § 2461 note, and 40 C.F.R. Part 19. *See* Pub. L.114-74, Section 701 (Nov. 2, 2015); 83 Fed. Reg. 1190 (January 10, 2018).
 - (b) *Class II Penalty.* Not to exceed the maximum amounts authorized by Section 309(g)(2)(B) of the Act the 2015 amendments to the Federal Civil Penalties Inflation Adjustment Act of 1990, 28 U.S.C. § 2461 note, and 40 C.F.R. Part 19. *See* Pub. L.114-74, Section 701 (Nov. 2, 2015); 83 Fed. Reg. 1190 (January 10, 2018).

2. Permit Actions

This permit may be modified, revoked and reissued, or terminated for cause. The filing of a request by the Permittee for a permit modification, revocation and reissuance, or termination, or a notification of planned changes or anticipated noncompliance does not stay any permit

NPDES PART II STANDARD CONDITIONS
(April 26, 2018)

condition.

3. Duty to Provide Information

The Permittee shall furnish to the Director, within a reasonable time, any information which the Director may request to determine whether cause exists for modifying, revoking and reissuing, or terminating this permit, or to determine compliance with this permit. The Permittee shall also furnish to the Director, upon request, copies of records required to be kept by this permit.

4. Oil and Hazardous Substance Liability

Nothing in this permit shall be construed to preclude the institution of any legal action or relieve the Permittee from responsibilities, liabilities or penalties to which the Permittee is or may be subject under Section 311 of the CWA, or Section 106 of the Comprehensive Environmental Response, Compensation and Liability Act of 1980 (CERCLA).

5. Property Rights

This permit does not convey any property rights of any sort, or any exclusive privilege.

6. Confidentiality of Information

a. In accordance with 40 C.F.R. Part 2, any information submitted to EPA pursuant to these regulations may be claimed as confidential by the submitter. Any such claim must be asserted at the time of submission in the manner prescribed on the application form or instructions or, in the case of other submissions, by stamping the words "confidential business information" on each page containing such information. If no claim is made at the time of submission, EPA may make the information available to the public without further notice. If a claim is asserted, the information will be treated in accordance with the procedures in 40 C.F.R. Part 2 (Public Information).

b. Claims of confidentiality for the following information will be denied:

- (1) The name and address of any permit applicant or Permittee;
- (2) Permit applications, permits, and effluent data.

c. Information required by NPDES application forms provided by the Director under 40 C.F.R. § 122.21 may not be claimed confidential. This includes information submitted on the forms themselves and any attachments used to supply information required by the forms.

7. Duty to Reapply

If the Permittee wishes to continue an activity regulated by this permit after the expiration date of this permit, the Permittee must apply for and obtain a new permit. The Permittee shall submit a new application at least 180 days before the expiration date of the existing permit, unless permission for a later date has been granted by the Director. (The Director shall not grant permission for applications to be submitted later than the expiration date of the existing permit.)

8. State Authorities

Nothing in Parts 122, 123, or 124 precludes more stringent State regulation of any activity

NPDES PART II STANDARD CONDITIONS

(April 26, 2018)

covered by the regulations in 40 C.F.R. Parts 122, 123, and 124, whether or not under an approved State program.

9. Other Laws

The issuance of a permit does not authorize any injury to persons or property or invasion of other private rights, or any infringement of State or local law or regulations.

B. OPERATION AND MAINTENANCE OF POLLUTION CONTROLS

1. Proper Operation and Maintenance

The Permittee shall at all times properly operate and maintain all facilities and systems of treatment and control (and related appurtenances) which are installed or used by the Permittee to achieve compliance with the conditions of this permit. Proper operation and maintenance also includes adequate laboratory controls and appropriate quality assurance procedures. This provision requires the operation of back-up or auxiliary facilities or similar systems which are installed by a Permittee only when the operation is necessary to achieve compliance with the conditions of the permit.

2. Need to Halt or Reduce Not a Defense

It shall not be a defense for a Permittee in an enforcement action that it would have been necessary to halt or reduce the permitted activity in order to maintain compliance with the conditions of this permit.

3. Duty to Mitigate

The Permittee shall take all reasonable steps to minimize or prevent any discharge or sludge use or disposal in violation of this permit which has a reasonable likelihood of adversely affecting human health or the environment.

4. Bypass

a. Definitions

- (1) *Bypass* means the intentional diversion of waste streams from any portion of a treatment facility.
- (2) *Severe property damage* means substantial physical damage to property, damage to the treatment facilities which causes them to become inoperable, or substantial and permanent loss of natural resources which can reasonably be expected to occur in the absence of a bypass. Severe property damage does not mean economic loss caused by delays in production.

- b. *Bypass not exceeding limitations.* The Permittee may allow any bypass to occur which does not cause effluent limitations to be exceeded, but only if it also is for essential maintenance to assure efficient operation. These bypasses are not subject to the provisions of paragraphs (c) and (d) of this Section.

c. Notice

NPDES PART II STANDARD CONDITIONS

(April 26, 2018)

- (1) *Anticipated bypass.* If the Permittee knows in advance of the need for a bypass, it shall submit prior notice, if possible at least ten days before the date of the bypass. As of December 21, 2020 all notices submitted in compliance with this Section must be submitted electronically by the Permittee to the Director or initial recipient, as defined in 40 C.F.R. § 127.2(b), in compliance with this Section and 40 C.F.R. Part 3 (including, in all cases, Subpart D to Part 3), § 122.22, and 40 C.F.R. Part 127. Part 127 is not intended to undo existing requirements for electronic reporting. Prior to this date, and independent of Part 127, Permittees may be required to report electronically if specified by a particular permit or if required to do so by state law.
- (2) *Unanticipated bypass.* The Permittee shall submit notice of an unanticipated bypass as required in paragraph D.1.e. of this part (24-hour notice). As of December 21, 2020 all notices submitted in compliance with this Section must be submitted electronically by the Permittee to the Director or initial recipient, as defined in 40 C.F.R. § 127.2(b), in compliance with this Section and 40 C.F.R. Part 3 (including, in all cases, Subpart D to Part 3), § 122.22, and 40 C.F.R. Part 127. Part 127 is not intended to undo existing requirements for electronic reporting. Prior to this date, and independent of Part 127, Permittees may be required to report electronically if specified by a particular permit or required to do so by law.

d. *Prohibition of bypass.*

- (1) Bypass is prohibited, and the Director may take enforcement action against a Permittee for bypass, unless:
 - (a) Bypass was unavoidable to prevent loss of life, personal injury, or severe property damage;
 - (b) There were no feasible alternatives to the bypass, such as the use of auxiliary treatment facilities, retention of untreated wastes, or maintenance during normal periods of equipment downtime. This condition is not satisfied if adequate back-up equipment should have been installed in the exercise of reasonable engineering judgment to prevent a bypass which occurred during normal periods of equipment downtime or preventative maintenance; and
 - (c) The Permittee submitted notices as required under paragraph 4.c of this Section.
- (2) The Director may approve an anticipated bypass, after considering its adverse effects, if the Director determines that it will meet the three conditions listed above in paragraph 4.d of this Section.

5. Upset

- a. *Definition.* *Upset* means an exceptional incident in which there is an unintentional and temporary noncompliance with technology based permit effluent limitations because of factors beyond the reasonable control of the Permittee. An upset does not include noncompliance to the extent caused by operational error, improperly designed treatment facilities, inadequate treatment facilities, lack of preventive maintenance, or careless or

NPDES PART II STANDARD CONDITIONS
(April 26, 2018)

improper operation.

- b. *Effect of an upset.* An upset constitutes an affirmative defense to an action brought for noncompliance with such technology based permit effluent limitations if the requirements of paragraph B.5.c. of this Section are met. No determination made during administrative review of claims that noncompliance was caused by upset, and before an action for noncompliance, is final administrative action subject to judicial review.
- c. *Conditions necessary for a demonstration of upset.* A Permittee who wishes to establish the affirmative defense of upset shall demonstrate, through properly signed, contemporaneous operating logs, or other relevant evidence that:
 - (1) An upset occurred and that the Permittee can identify the cause(s) of the upset;
 - (2) The permitted facility was at the time being properly operated; and
 - (3) The Permittee submitted notice of the upset as required in paragraph D.1.e.2.b. (24-hour notice).
 - (4) The Permittee complied with any remedial measures required under B.3. above.
- d. *Burden of proof.* In any enforcement proceeding the Permittee seeking to establish the occurrence of an upset has the burden of proof.

C. MONITORING REQUIREMENTS

1. Monitoring and Records

- a. Samples and measurements taken for the purpose of monitoring shall be representative of the monitored activity.
- b. Except for records of monitoring information required by this permit related to the Permittee's sewage sludge use and disposal activities, which shall be retained for a period of at least 5 years (or longer as required by 40 C.F.R. § 503), the Permittee shall retain records of all monitoring information, including all calibration and maintenance records and all original strip chart recordings for continuous monitoring instrumentation, copies of all reports required by this permit, and records of all data used to complete the application for this permit, for a period of at least 3 years from the date of the sample, measurement, report or application. This period may be extended by request of the Director at any time.
- c. Records of monitoring information shall include:
 - (1) The date, exact place, and time of sampling or measurements;
 - (2) The individual(s) who performed the sampling or measurements;
 - (3) The date(s) analyses were performed;
 - (4) The individual(s) who performed the analyses;
 - (5) The analytical techniques or methods used; and
 - (6) The results of such analyses.
- d. Monitoring must be conducted according to test procedures approved under 40 C.F.R. § 136 unless another method is required under 40 C.F.R. Subchapters N or O.
- e. The Clean Water Act provides that any person who falsifies, tampers with, or

NPDES PART II STANDARD CONDITIONS

(April 26, 2018)

knowingly renders inaccurate any monitoring device or method required to be maintained under this permit shall, upon conviction, be punished by a fine of not more than \$10,000, or by imprisonment for not more than 2 years, or both. If a conviction of a person is for a violation committed after a first conviction of such person under this paragraph, punishment is a fine of not more than \$20,000 per day of violation, or by imprisonment of not more than 4 years, or both.

2. Inspection and Entry

The Permittee shall allow the Director, or an authorized representative (including an authorized contractor acting as a representative of the Administrator), upon presentation of credentials and other documents as may be required by law, to:

- a. Enter upon the Permittee's premises where a regulated facility or activity is located or conducted, or where records must be kept under the conditions of this permit;
- b. Have access to and copy, at reasonable times, any records that must be kept under the conditions of this permit;
- c. Inspect at reasonable times any facilities, equipment (including monitoring and control equipment), practices, or operations regulated or required under this permit; and
- d. Sample or monitor at reasonable times, for the purposes of assuring permit compliance or as otherwise authorized by the Clean Water Act, any substances or parameters at any location.

D. REPORTING REQUIREMENTS

1. Reporting Requirements

- a. *Planned Changes.* The Permittee shall give notice to the Director as soon as possible of any planned physical alterations or additions to the permitted facility. Notice is required only when:
 - (1) The alteration or addition to a permitted facility may meet one of the criteria for determining whether a facility is a new source in 40 C.F.R. § 122.29(b); or
 - (2) The alteration or addition could significantly change the nature or increase the quantity of pollutants discharged. This notification applies to pollutants which are subject neither to effluent limitations in the permit, nor to notification requirements at 40 C.F.R. § 122.42(a)(1).
 - (3) The alteration or addition results in a significant change in the Permittee's sludge use or disposal practices, and such alteration, addition, or change may justify the application of permit conditions that are different from or absent in the existing permit, including notification of additional use or disposal sites not reported during the permit application process or not reported pursuant to an approved land application plan.
- b. *Anticipated noncompliance.* The Permittee shall give advance notice to the Director of any planned changes in the permitted facility or activity which may result in noncompliance with permit requirements.

NPDES PART II STANDARD CONDITIONS

(April 26, 2018)

- c. *Transfers.* This permit is not transferable to any person except after notice to the Director. The Director may require modification or revocation and reissuance of the permit to change the name of the Permittee and incorporate such other requirements as may be necessary under the Clean Water Act. *See* 40 C.F.R. § 122.61; in some cases, modification or revocation and reissuance is mandatory.
- d. *Monitoring reports.* Monitoring results shall be reported at the intervals specified elsewhere in this permit.
 - (1) Monitoring results must be reported on a Discharge Monitoring Report (DMR) or forms provided or specified by the Director for reporting results of monitoring of sludge use or disposal practices. As of December 21, 2016 all reports and forms submitted in compliance with this Section must be submitted electronically by the Permittee to the Director or initial recipient, as defined in 40 C.F.R. § 127.2(b), in compliance with this Section and 40 C.F.R. Part 3 (including, in all cases, Subpart D to Part 3), § 122.22, and 40 C.F.R. Part 127. Part 127 is not intended to undo existing requirements for electronic reporting. Prior to this date, and independent of Part 127, Permittees may be required to report electronically if specified by a particular permit or if required to do so by State law.
 - (2) If the Permittee monitors any pollutant more frequently than required by the permit using test procedures approved under 40 C.F.R. § 136, or another method required for an industry-specific waste stream under 40 C.F.R. Subchapters N or O, the results of such monitoring shall be included in the calculation and reporting of the data submitted in the DMR or sludge reporting form specified by the Director.
 - (3) Calculations for all limitations which require averaging or measurements shall utilize an arithmetic mean unless otherwise specified by the Director in the permit.
- e. *Twenty-four hour reporting.*
 - (1) The Permittee shall report any noncompliance which may endanger health or the environment. Any information shall be provided orally within 24 hours from the time the Permittee becomes aware of the circumstances. A written report shall also be provided within 5 days of the time the Permittee becomes aware of the circumstances. The written report shall contain a description of the noncompliance and its cause; the period of noncompliance, including exact dates and times, and if the noncompliance has not been corrected, the anticipated time it is expected to continue; and steps taken or planned to reduce, eliminate, and prevent reoccurrence of the noncompliance. For noncompliance events related to combined sewer overflows, sanitary sewer overflows, or bypass events, these reports must include the data described above (with the exception of time of discovery) as well as the type of event (combined sewer overflows, sanitary sewer overflows, or bypass events), type of sewer overflow structure (e.g., manhole, combined sewer overflow outfall), discharge volumes untreated by the treatment works treating domestic sewage, types of human health and environmental impacts of the sewer overflow event, and whether the noncompliance was related to wet weather. As of December 21, 2020 all

NPDES PART II STANDARD CONDITIONS

(April 26, 2018)

reports related to combined sewer overflows, sanitary sewer overflows, or bypass events submitted in compliance with this section must be submitted electronically by the Permittee to the Director or initial recipient, as defined in 40 C.F.R. § 127.2(b), in compliance with this Section and 40 C.F.R. Part 3 (including, in all cases Subpart D to Part 3), § 122.22, and 40 C.F.R. Part 127. Part 127 is not intended to undo existing requirements for electronic reporting. Prior to this date, and independent of Part 127, Permittees may be required to electronically submit reports related to combined sewer overflows, sanitary sewer overflows, or bypass events under this section by a particular permit or if required to do so by state law. The Director may also require Permittees to electronically submit reports not related to combined sewer overflows, sanitary sewer overflows, or bypass events under this section.

- (2) The following shall be included as information which must be reported within 24 hours under this paragraph.
 - (a) Any unanticipated bypass which exceeds any effluent limitation in the permit. *See* 40 C.F.R. § 122.41(g).
 - (b) Any upset which exceeds any effluent limitation in the permit.
 - (c) Violation of a maximum daily discharge limitation for any of the pollutants listed by the Director in the permit to be reported within 24 hours. *See* 40 C.F.R. § 122.44(g).
 - (3) The Director may waive the written report on a case-by-case basis for reports under paragraph D.1.e. of this Section if the oral report has been received within 24 hours.
- f. *Compliance Schedules.* Reports of compliance or noncompliance with, or any progress reports on, interim and final requirements contained in any compliance schedule of this permit shall be submitted no later than 14 days following each schedule date.
- g. *Other noncompliance.* The Permittee shall report all instances of noncompliance not reported under paragraphs D.1.d., D.1.e., and D.1.f. of this Section, at the time monitoring reports are submitted. The reports shall contain the information listed in paragraph D.1.e. of this Section. For noncompliance events related to combined sewer overflows, sanitary sewer overflows, or bypass events, these reports shall contain the information described in paragraph D.1.e. and the applicable required data in Appendix A to 40 C.F.R. Part 127. As of December 21, 2020 all reports related to combined sewer overflows, sanitary sewer overflows, or bypass events submitted in compliance with this section must be submitted electronically by the Permittee to the Director or initial recipient, as defined in 40 C.F.R. § 127.2(b), in compliance with this Section and 40 C.F.R. Part 3 (including, in all cases, Subpart D to Part 3), §122.22, and 40 C.F.R. Part 127. Part 127 is not intended to undo existing requirements for electronic reporting. Prior to this date, and independent of Part 127, Permittees may be required to electronically submit reports related to combined sewer overflows, sanitary sewer overflows, or bypass events under this section by a particular permit or if required to do so by state law. The Director may also require Permittees to electronically submit reports not related to combined sewer overflows, sanitary sewer overflows, or bypass events under this Section.
- h. *Other information.* Where the Permittee becomes aware that it failed to submit any

NPDES PART II STANDARD CONDITIONS

(April 26, 2018)

relevant facts in a permit application, or submitted incorrect information in a permit application or in any report to the Director, it shall promptly submit such facts or information.

- i. *Identification of the initial recipient for NPDES electronic reporting data.* The owner, operator, or the duly authorized representative of an NPDES-regulated entity is required to electronically submit the required NPDES information (as specified in Appendix A to 40 C.F.R. Part 127) to the appropriate initial recipient, as determined by EPA, and as defined in 40 C.F.R. § 127.2(b). EPA will identify and publish the list of initial recipients on its Web site and in the FEDERAL REGISTER, by state and by NPDES data group (see 40 C.F.R. § 127.2(c) of this Chapter). EPA will update and maintain this listing.

2. Signatory Requirement

- a. All applications, reports, or information submitted to the Director shall be signed and certified. *See* 40 C.F.R. §122.22.
- b. The CWA provides that any person who knowingly makes any false statement, representation, or certification in any record or other document submitted or required to be maintained under this permit, including monitoring reports or reports of compliance or non-compliance shall, upon conviction, be punished by a fine of not more than \$10,000 per violation, or by imprisonment for not more than 6 months per violation, or by both.

3. Availability of Reports.

Except for data determined to be confidential under paragraph A.6. above, all reports prepared in accordance with the terms of this permit shall be available for public inspection at the offices of the State water pollution control agency and the Director. As required by the CWA, effluent data shall not be considered confidential. Knowingly making any false statements on any such report may result in the imposition of criminal penalties as provided for in Section 309 of the CWA.

E. DEFINITIONS AND ABBREVIATIONS

1. General Definitions

For more definitions related to sludge use and disposal requirements, see EPA Region 1's NPDES Permit Sludge Compliance Guidance document (4 November 1999, modified to add regulatory definitions, April 2018).

Administrator means the Administrator of the United States Environmental Protection Agency, or an authorized representative.

Applicable standards and limitations means all, State, interstate, and federal standards and limitations to which a "discharge," a "sewage sludge use or disposal practice," or a related activity is subject under the CWA, including "effluent limitations," water quality standards, standards of performance, toxic effluent standards or prohibitions, "best management practices," pretreatment standards, and "standards for sewage sludge use or disposal" under Sections 301, 302, 303, 304, 306, 307, 308, 403 and 405 of the CWA.

Application means the EPA standard national forms for applying for a permit, including any additions, revisions, or modifications to the forms; or forms approved by EPA for use in

NPDES PART II STANDARD CONDITIONS
(April 26, 2018)

“approved States,” including any approved modifications or revisions.

Approved program or *approved State* means a State or interstate program which has been approved or authorized by EPA under Part 123.

Average monthly discharge limitation means the highest allowable average of “daily discharges” over a calendar month, calculated as the sum of all “daily discharges” measured during a calendar month divided by the number of “daily discharges” measured during that month.

Average weekly discharge limitation means the highest allowable average of “daily discharges” over a calendar week, calculated as the sum of all “daily discharges” measured during a calendar week divided by the number of “daily discharges” measured during that week.

Best Management Practices (“BMPs”) means schedules of activities, prohibitions of practices, maintenance procedures, and other management practices to prevent or reduce the pollution of “waters of the United States.” BMPs also include treatment requirements, operating procedures, and practices to control plant site runoff, spillage or leaks, sludge or waste disposal, or drainage from raw material storage.

Bypass see B.4.a.1 above.

C-NOEC or “*Chronic (Long-term Exposure Test) – No Observed Effect Concentration*” means the highest tested concentration of an effluent or a toxicant at which no adverse effects are observed on the aquatic test organisms at a specified time of observation.

Class I sludge management facility is any publicly owned treatment works (POTW), as defined in 40 C.F.R. § 501.2, required to have an approved pretreatment program under 40 C.F.R. § 403.8 (a) (including any POTW located in a State that has elected to assume local program responsibilities pursuant to 40 C.F.R. § 403.10 (e)) and any treatment works treating domestic sewage, as defined in 40 C.F.R. § 122.2, classified as a Class I sludge management facility by the EPA Regional Administrator, or, in the case of approved State programs, the Regional Administrator in conjunction with the State Director, because of the potential for its sewage sludge use or disposal practice to affect public health and the environment adversely.

Contiguous zone means the entire zone established by the United States under Article 24 of the Convention on the Territorial Sea and the Contiguous Zone.

Continuous discharge means a “discharge” which occurs without interruption throughout the operating hours of the facility, except for infrequent shutdowns for maintenance, process changes, or similar activities.

CWA means the Clean Water Act (formerly referred to as the Federal Water Pollution Control Act or Federal Water Pollution Control Act Amendments of 1972) Public Law 92-500, as amended by Public Law 95-217, Public Law 95-576, Public Law 96-483 and Public Law 97-117, 33 U.S.C. 1251 *et seq.*

CWA and regulations means the Clean Water Act (CWA) and applicable regulations promulgated thereunder. In the case of an approved State program, it includes State program requirements.

Daily Discharge means the “discharge of a pollutant” measured during a calendar day or any

NPDES PART II STANDARD CONDITIONS

(April 26, 2018)

other 24-hour period that reasonably represents the calendar day for purposes of sampling. For pollutants with limitations expressed in units of mass, the “daily discharge” is calculated as the total mass of the pollutant discharged over the day. For pollutants with limitations expressed in other units of measurements, the “daily discharge” is calculated as the average measurement of the pollutant over the day.

Direct Discharge means the “discharge of a pollutant.”

Director means the Regional Administrator or an authorized representative. In the case of a permit also issued under Massachusetts’ authority, it also refers to the Director of the Division of Watershed Management, Department of Environmental Protection, Commonwealth of Massachusetts.

Discharge

- (a) When used without qualification, *discharge* means the “discharge of a pollutant.”
- (b) As used in the definitions for “interference” and “pass through,” *discharge* means the introduction of pollutants into a POTW from any non-domestic source regulated under Section 307(b), (c) or (d) of the Act.

Discharge Monitoring Report (“DMR”) means the EPA uniform national form, including any subsequent additions, revisions, or modifications for the reporting of self-monitoring results by Permittees. DMRs must be used by “approved States” as well as by EPA. EPA will supply DMRs to any approved State upon request. The EPA national forms may be modified to substitute the State Agency name, address, logo, and other similar information, as appropriate, in place of EPA’s.

Discharge of a pollutant means:

- (a) Any addition of any “pollutant” or combination of pollutants to “waters of the United States” from any “point source,” or
- (b) Any addition of any pollutant or combination of pollutants to the waters of the “contiguous zone” or the ocean from any point source other than a vessel or other floating craft which is being used as a means of transportation.

This definition includes additions of pollutants into waters of the United States from: surface runoff which is collected or channeled by man; discharges through pipes, sewers, or other conveyances owned by a State, municipality, or other person which do not lead to a treatment works; and discharges through pipes, sewers, or other conveyances, leading into privately owned treatment works. This term does not include an addition of pollutants by any “indirect discharger.”

Effluent limitation means any restriction imposed by the Director on quantities, discharge rates, and concentrations of “pollutants” which are “discharged” from “point sources” into “waters of the United States,” the waters of the “contiguous zone,” or the ocean.

Effluent limitation guidelines means a regulation published by the Administrator under section 304(b) of CWA to adopt or revise “effluent limitations.”

Environmental Protection Agency (“EPA”) means the United States Environmental Protection

NPDES PART II STANDARD CONDITIONS
(April 26, 2018)

Agency.

Grab Sample means an individual sample collected in a period of less than 15 minutes.

Hazardous substance means any substance designated under 40 C.F.R. Part 116 pursuant to Section 311 of CWA.

Incineration is the combustion of organic matter and inorganic matter in sewage sludge by high temperatures in an enclosed device.

Indirect discharger means a nondomestic discharger introducing “pollutants” to a “publicly owned treatment works.”

Interference means a discharge (see definition above) which, alone or in conjunction with a discharge or discharges from other sources, both:

- (a) Inhibits or disrupts the POTW, its treatment processes or operations, or its sludge processes, use or disposal; and
- (b) Therefore is a cause of a violation of any requirement of the POTW’s NPDES permit (including an increase in the magnitude or duration of a violation) or of the prevention of sewage sludge use or disposal in compliance with the following statutory provisions and regulations or permits issued thereunder (or more stringent State or local regulations): Section 405 of the Clean Water Act, the Solid Waste Disposal Act (SWDA) (including title II, more commonly referred to as the Resources Conservation and Recovery Act (RCRA), and including State regulations contained in any State sludge management plan prepared pursuant to Subtitle D of the SDWA), the Clean Air Act, the Toxic Substances Control Act, and the Marine Protection, Research and Sanctuaries Act.

Landfill means an area of land or an excavation in which wastes are placed for permanent disposal, and that is not a land application unit, surface impoundment, injection well, or waste pile.

Land application is the spraying or spreading of sewage sludge onto the land surface; the injection of sewage sludge below the land surface; or the incorporation of sewage sludge into the soil so that the sewage sludge can either condition the soil or fertilize crops or vegetation grown in the soil.

Land application unit means an area where wastes are applied onto or incorporated into the soil surface (excluding manure spreading operations) for agricultural purposes or for treatment and disposal.

LC₅₀ means the concentration of a sample that causes mortality of 50% of the test population at a specific time of observation. The *LC₅₀* = 100% is defined as a sample of undiluted effluent.

Maximum daily discharge limitation means the highest allowable “daily discharge.”

Municipal solid waste landfill (MSWLF) unit means a discrete area of land or an excavation that receives household waste, and that is not a land application unit, surface impoundment, injection well, or waste pile, as those terms are defined under 40 C.F.R. § 257.2. A MSWLF unit also may receive other types of RCRA Subtitle D wastes, such as commercial solid waste, nonhazardous sludge, very small quantity generator waste and industrial solid waste. Such a landfill may be

NPDES PART II STANDARD CONDITIONS

(April 26, 2018)

publicly or privately owned. A MSWLF unit may be a new MSWLF unit, an existing MSWLF unit or a lateral expansion. A construction and demolition landfill that receives residential lead-based paint waste and does not receive any other household waste is not a MSWLF unit.

Municipality

- (a) When used without qualification *municipality* means a city, town, borough, county, parish, district, association, or other public body created by or under State law and having jurisdiction over disposal of sewage, industrial wastes, or other wastes, or an Indian tribe or an authorized Indian tribal organization, or a designated and approved management agency under Section 208 of CWA.
- (b) As related to sludge use and disposal, *municipality* means a city, town, borough, county, parish, district, association, or other public body (including an intermunicipal Agency of two or more of the foregoing entities) created by or under State law; an Indian tribe or an authorized Indian tribal organization having jurisdiction over sewage sludge management; or a designated and approved management Agency under Section 208 of the CWA, as amended. The definition includes a special district created under State law, such as a water district, sewer district, sanitary district, utility district, drainage district, or similar entity, or an integrated waste management facility as defined in Section 201 (e) of the CWA, as amended, that has as one of its principal responsibilities the treatment, transport, use or disposal of sewage sludge.

National Pollutant Discharge Elimination System means the national program for issuing, modifying, revoking and reissuing, terminating, monitoring and enforcing permits, and imposing and enforcing pretreatment requirements, under Sections 307, 402, 318, and 405 of the CWA. The term includes an “approved program.”

New Discharger means any building, structure, facility, or installation:

- (a) From which there is or may be a “discharge of pollutants;”
- (b) That did not commence the “discharge of pollutants” at a particular “site” prior to August 13, 1979;
- (c) Which is not a “new source;” and
- (d) Which has never received a finally effective NPDES permit for discharges at that “site.”

This definition includes an “indirect discharger” which commences discharging into “waters of the United States” after August 13, 1979. It also includes any existing mobile point source (other than an offshore or coastal oil and gas exploratory drilling rig or a coastal oil and gas exploratory drilling rig or a coastal oil and gas exploratory drilling rig or a coastal oil and gas developmental drilling rig) such as a seafood processing rig, seafood processing vessel, or aggregate plant, that begins discharging at a “site” for which it does not have a permit; and any offshore or coastal mobile oil and gas exploratory drilling rig or coastal mobile oil and gas developmental drilling rig that commences the discharge of pollutants after August 13, 1979, at a “site” under EPA’s permitting jurisdiction for which it is not covered by an individual or general permit and which is located in an area determined by the Director in the issuance of a final permit to be in an area of biological concern. In determining whether an area is an area of biological concern, the Director shall consider the factors specified in 40 C.F.R. §§ 125.122 (a) (1) through (10).

NPDES PART II STANDARD CONDITIONS

(April 26, 2018)

An offshore or coastal mobile exploratory drilling rig or coastal mobile developmental drilling rig will be considered a “new discharger” only for the duration of its discharge in an area of biological concern.

New source means any building, structure, facility, or installation from which there is or may be a “discharge of pollutants,” the construction of which commenced:

- (a) After promulgation of standards of performance under Section 306 of CWA which are applicable to such source, or
- (b) After proposal of standards of performance in accordance with Section 306 of CWA which are applicable to such source, but only if the standards are promulgated in accordance with Section 306 within 120 days of their proposal.

NPDES means “National Pollutant Discharge Elimination System.”

Owner or operator means the owner or operator of any “facility or activity” subject to regulation under the NPDES programs.

Pass through means a Discharge (see definition above) which exits the POTW into waters of the United States in quantities or concentrations which, alone or in conjunction with a discharge or discharges from other sources, is a cause of a violation of any requirement of the POTW’s NPDES permit (including an increase in the magnitude or duration of a violation).

Pathogenic organisms are disease-causing organisms. These include, but are not limited to, certain bacteria, protozoa, viruses, and viable helminth ova.

Permit means an authorization, license, or equivalent control document issued by EPA or an “approved State” to implement the requirements of Parts 122, 123, and 124. “Permit” includes an NPDES “general permit” (40 C.F.R. § 122.28). “Permit” does not include any permit which has not yet been the subject of final agency action, such as a “draft permit” or “proposed permit.”

Person means an individual, association, partnership, corporation, municipality, State or Federal agency, or an agent or employee thereof.

Person who prepares sewage sludge is either the person who generates sewage sludge during the treatment of domestic sewage in a treatment works or the person who derives a material from sewage sludge.

pH means the logarithm of the reciprocal of the hydrogen ion concentration measured at 25° Centigrade or measured at another temperature and then converted to an equivalent value at 25° Centigrade.

Point Source means any discernible, confined, and discrete conveyance, including but not limited to, any pipe, ditch, channel, tunnel, conduit, well, discrete fissure, container, rolling stock, concentrated animal feeding operation, landfill leachate collection system, vessel or other floating craft from which pollutants are or may be discharged. This term does not include return flows from irrigated agriculture or agricultural storm water runoff (see 40 C.F.R. § 122.3).

Pollutant means dredged spoil, solid waste, incinerator residue, filter backwash, sewage, garbage, sewage sludge, munitions, chemical wastes, biological materials, radioactive materials

NPDES PART II STANDARD CONDITIONS

(April 26, 2018)

(except those regulated under the Atomic Energy Act of 1954, as amended (42 U.S.C. 2011 *et seq.*)), heat, wrecked or discarded equipment, rock, sand, cellar dirt and industrial, municipal, and agricultural waste discharged into water. It does not mean:

- (a) Sewage from vessels; or
- (b) Water, gas, or other material which is injected into a well to facilitate production of oil or gas, or water derived in association with oil and gas production and disposed of in a well, if the well is used either to facilitate production or for disposal purposes is approved by the authority of the State in which the well is located, and if the State determines that the injection or disposal will not result in the degradation of ground or surface water resources.

Primary industry category means any industry category listed in the NRDC settlement agreement (*Natural Resources Defense Council et al. v. Train*, 8 E.R.C. 2120 (D.D.C. 1976), *modified* 12 E.R.C. 1833 (D.D.C. 1979)); also listed in Appendix A of 40 C.F.R. Part 122.

Privately owned treatment works means any device or system which is (a) used to treat wastes from any facility whose operator is not the operator of the treatment works and (b) not a “POTW.”

Process wastewater means any water which, during manufacturing or processing, comes into direct contact with or results from the production or use of any raw material, intermediate product, finished product, byproduct, or waste product.

Publicly owned treatment works (POTW) means a treatment works as defined by Section 212 of the Act, which is owned by a State or municipality (as defined by Section 504(4) of the Act). This definition includes any devices and systems used in the storage, treatment, recycling and reclamation of municipal sewage or industrial wastes of a liquid nature. It also includes sewers, pipes and other conveyances only if they convey wastewater to a POTW Treatment Plant. The term also means the municipality as defined in Section 502(4) of the Act, which has jurisdiction over the indirect discharges to and the discharges from such a treatment works.

Regional Administrator means the Regional Administrator, EPA, Region I, Boston, Massachusetts.

Secondary industry category means any industry which is not a “primary industry category.”

Septage means the liquid and solid material pumped from a septic tank, cesspool, or similar domestic sewage treatment system, or a holding tank when the system is cleaned or maintained.

Sewage Sludge means any solid, semi-solid, or liquid residue removed during the treatment of municipal waste water or domestic sewage. Sewage sludge includes, but is not limited to, solids removed during primary, secondary, or advanced waste water treatment, scum, septage, portable toilet pumpings, type III marine sanitation device pumpings (33 C.F.R. Part 159), and sewage sludge products. Sewage sludge does not include grit or screenings, or ash generated during the incineration of sewage sludge.

Sewage sludge incinerator is an enclosed device in which only sewage sludge and auxiliary fuel are fired.

Sewage sludge unit is land on which only sewage sludge is placed for final disposal. This does

NPDES PART II STANDARD CONDITIONS

(April 26, 2018)

not include land on which sewage sludge is either stored or treated. Land does not include waters of the United States, as defined in 40 C.F.R. § 122.2.

Sewage sludge use or disposal practice means the collection, storage, treatment, transportation, processing, monitoring, use, or disposal of sewage sludge.

Significant materials includes, but is not limited to: raw materials; fuels; materials such as solvents, detergents, and plastic pellets; finished materials such as metallic products; raw materials used in food processing or production; hazardous substance designated under Section 101(14) of CERCLA; any chemical the facility is required to report pursuant to Section 313 of title III of SARA; fertilizers; pesticides; and waste products such as ashes, slag and sludge that have the potential to be released with storm water discharges.

Significant spills includes, but is not limited to, releases of oil or hazardous substances in excess of reportable quantities under Section 311 of the CWA (see 40 C.F.R. §§ 110.10 and 117.21) or Section 102 of CERCLA (see 40 C.F.R. § 302.4).

Sludge-only facility means any “treatment works treating domestic sewage” whose methods of sewage sludge use or disposal are subject to regulations promulgated pursuant to section 405(d) of the CWA, and is required to obtain a permit under 40 C.F.R. § 122.1(b)(2).

State means any of the 50 States, the District of Columbia, Guam, the Commonwealth of Puerto Rico, the Virgin Islands, American Samoa, the Commonwealth of the Northern Mariana Islands, the Trust Territory of the Pacific Islands, or an Indian Tribe as defined in the regulations which meets the requirements of 40 C.F.R. § 123.31.

Store or storage of sewage sludge is the placement of sewage sludge on land on which the sewage sludge remains for two years or less. This does not include the placement of sewage sludge on land for treatment.

Storm water means storm water runoff, snow melt runoff, and surface runoff and drainage.

Storm water discharge associated with industrial activity means the discharge from any conveyance that is used for collecting and conveying storm water and that is directly related to manufacturing, processing, or raw materials storage areas at an industrial plant.

Surface disposal site is an area of land that contains one or more active sewage sludge units.

Toxic pollutant means any pollutant listed as toxic under Section 307(a)(1) or, in the case of “sludge use or disposal practices,” any pollutant identified in regulations implementing Section 405(d) of the CWA.

Treatment works treating domestic sewage means a POTW or any other sewage sludge or waste water treatment devices or systems, regardless of ownership (including federal facilities), used in the storage, treatment, recycling, and reclamation of municipal or domestic sewage, including land dedicated for the disposal of sewage sludge. This definition does not include septic tanks or similar devices.

For purposes of this definition, “domestic sewage” includes waste and waste water from humans or household operations that are discharged to or otherwise enter a treatment works. In States where there is no approved State sludge management program under Section 405(f) of the CWA, the Director may designate any person subject to the standards for sewage sludge use and

NPDES PART II STANDARD CONDITIONS

(April 26, 2018)

disposal in 40 C.F.R. Part 503 as a “treatment works treating domestic sewage,” where he or she finds that there is a potential for adverse effects on public health and the environment from poor sludge quality or poor sludge handling, use or disposal practices, or where he or she finds that such designation is necessary to ensure that such person is in compliance with 40 C.F.R. Part 503.

Upset see B.5.a. above.

Vector attraction is the characteristic of sewage sludge that attracts rodents, flies, mosquitoes, or other organisms capable of transporting infectious agents.

Waste pile or *pile* means any non-containerized accumulation of solid, non-flowing waste that is used for treatment or storage.

Waters of the United States or *waters of the U.S.* means:

- (a) All waters which are currently used, were used in the past, or may be susceptible to use in interstate or foreign commerce, including all waters which are subject to the ebb and flow of the tide;
- (b) All interstate waters, including interstate “wetlands;”
- (c) All other waters such as intrastate lakes, rivers, streams (including intermittent streams), mudflats, sandflats, “wetlands”, sloughs, prairie potholes, wet meadows, playa lakes, or natural ponds the use, degradation, or destruction of which would affect or could affect interstate or foreign commerce including any such waters:
 - (1) Which are or could be used by interstate or foreign travelers for recreational or other purpose;
 - (2) From which fish or shellfish are or could be taken and sold in interstate or foreign commerce; or
 - (3) Which are used or could be used for industrial purposes by industries in interstate commerce;
- (d) All impoundments of waters otherwise defined as waters of the United States under this definition;
- (e) Tributaries of waters identified in paragraphs (a) through (d) of this definition;
- (f) The territorial sea; and
- (g) “Wetlands” adjacent to waters (other than waters that are themselves wetlands) identified in paragraphs (a) through (f) of this definition.

Waste treatment systems, including treatment ponds or lagoons designed to meet the requirements of CWA (other than cooling ponds as defined in 40 C.F.R. § 423.11(m) which also meet the criteria of this definition) are not waters of the United States. This exclusion applies only to manmade bodies of water which neither were originally created in waters of the United States (such as disposal area in wetlands) nor resulted from the impoundment of waters of the United States. Waters of the United States do not include prior converted cropland.

NPDES PART II STANDARD CONDITIONS

(April 26, 2018)

Notwithstanding the determination of an area's status as prior converted cropland by any other federal agency, for the purposes of the Clean Water Act, the final authority regarding Clean Water Act jurisdiction remains with EPA.

Wetlands means those areas that are inundated or saturated by surface or groundwater at a frequency and duration sufficient to support, and that under normal circumstances do support, a prevalence of vegetation typically adapted for life in saturated soil conditions. Wetlands generally include swamps, marshes, bogs, and similar areas.

Whole Effluent Toxicity (WET) means the aggregate toxic effect of an effluent measured directly by a toxicity test.

Zone of Initial Dilution (ZID) means the region of initial mixing surrounding or adjacent to the end of the outfall pipe or diffuser ports, provided that the ZID may not be larger than allowed by mixing zone restrictions in applicable water quality standards.

2. Commonly Used Abbreviations

BOD	Five-day biochemical oxygen demand unless otherwise specified
CBOD	Carbonaceous BOD
CFS	Cubic feet per second
COD	Chemical oxygen demand
Chlorine	
Cl ₂	Total residual chlorine
TRC	Total residual chlorine which is a combination of free available chlorine (FAC, see below) and combined chlorine (chloramines, etc.)
TRO	Total residual chlorine in marine waters where halogen compounds are present
FAC	Free available chlorine (aqueous molecular chlorine, hypochlorous acid, and hypochlorite ion)
Coliform	
Coliform, Fecal	Total fecal coliform bacteria
Coliform, Total	Total coliform bacteria
Cont.	Continuous recording of the parameter being monitored, i.e. flow, temperature, pH, etc.
Cu. M/day or M ³ /day	Cubic meters per day
DO	Dissolved oxygen

NPDES PART II STANDARD CONDITIONS
(April 26, 2018)

kg/day	Kilograms per day
lbs/day	Pounds per day
mg/L	Milligram(s) per liter
mL/L	Milliliters per liter
MGD	Million gallons per day
Nitrogen	
Total N	Total nitrogen
NH ₃ -N	Ammonia nitrogen as nitrogen
NO ₃ -N	Nitrate as nitrogen
NO ₂ -N	Nitrite as nitrogen
NO ₃ -NO ₂	Combined nitrate and nitrite nitrogen as nitrogen
TKN	Total Kjeldahl nitrogen as nitrogen
Oil & Grease	Freon extractable material
PCB	Polychlorinated biphenyl
Surfactant	Surface-active agent
Temp. °C	Temperature in degrees Centigrade
Temp. °F	Temperature in degrees Fahrenheit
TOC	Total organic carbon
Total P	Total phosphorus
TSS or NFR	Total suspended solids or total nonfilterable residue
Turb. or Turbidity	Turbidity measured by the Nephelometric Method (NTU)
µg/L	Microgram(s) per liter
WET	“Whole effluent toxicity”
ZID	Zone of Initial Dilution

**UNITED STATES ENVIRONMENTAL PROTECTION AGENCY
NEW ENGLAND - REGION 1
5 POST OFFICE SQUARE, SUITE 100
BOSTON, MASSACHUSETTS 02109-3912**

FACT SHEET

**DRAFT NATIONAL POLLUTANT DISCHARGE ELIMINATION SYSTEM (NPDES)
PERMIT TO DISCHARGE TO WATERS OF THE UNITED STATES PURSUANT TO
THE CLEAN WATER ACT (CWA)**

NPDES PERMIT NUMBER: MA0100862

PUBLIC NOTICE START AND END DATES: June 4, 2021 - July 6, 2021

NAME AND MAILING ADDRESS OF APPLICANT:

Town of Winchendon
109 Front Street
Winchendon, Massachusetts 01475

NAME AND ADDRESS OF FACILITY WHERE DISCHARGE OCCURS:

Winchendon Water Pollution Control Facility (WPCF)
637 River Street
Winchendon, Massachusetts 01475

RECEIVING WATER AND CLASSIFICATION:

Millers River (MA35-02)
Millers River Watershed
Class B Warm Water Fishery

Table of Contents

1.0	Proposed Action.....	4
2.0	Statutory and Regulatory Authority.....	4
2.1	Technology-Based Requirements	4
2.2	Water Quality-Based Requirements	5
2.2.1	Water Quality Standards	5
2.2.2	Antidegradation.....	6
2.2.3	Assessment and Listing of Waters and Total Maximum Daily Loads.	6
2.2.4	Reasonable Potential	7
2.2.5	State Certification	7
2.3	Effluent Flow Requirements	8
2.4	Monitoring and Reporting Requirements	9
2.4.1	Monitoring Requirements	9
2.4.2	Reporting Requirements	10
2.5	Standard Conditions.....	11
2.6	Anti-backsliding.....	11
3.0	Description of Facility and Discharge	11
3.1	Location and Type of Facility.....	11
3.1.1	Treatment Process Description	12
3.1.2	Collection System Description	12
4.0	Description of Receiving Water and Dilution	12
4.1	Receiving Water.....	12
4.2	Ambient Data	13
4.3	Available Dilution.....	13
5.0	Proposed Effluent Limitations and Conditions.....	14
5.1	Effluent Limitations and Monitoring Requirements.....	14
5.1.1	Effluent Flow	14
5.1.2	Biochemical Oxygen Demand (BOD ₅).....	15
5.1.3	Total Suspended Solids (TSS)	16
5.1.4	Eighty-Five Percent (85%) BOD ₅ and TSS Removal Requirement.....	17
5.1.5	pH.....	17
5.1.6	Bacteria	18
5.1.7	Ammonia.....	18
5.1.8	Nutrients.....	19
5.1.9	Metals.....	35
5.1.10	Whole Effluent Toxicity	37
5.1.11	Per- and polyfluoroalkyl substances (PFAS).....	38
5.2	Sludge Conditions.....	40
5.3	Infiltration/Inflow (I/I)	40
5.4	Operation and Maintenance of the Sewer System	41
5.5	Compliance Schedules	41
6.0	Federal Permitting Requirements	41
6.1	Endangered Species Act	41
6.2	Essential Fish Habitat	42
7.0	Public Comments, Hearing Requests and Permit Appeals	44
8.0	Administrative Record	44

Tables

Table 1: Summary of Massachusetts Out-of-Basin Non-Stormwater Point Source Loads	24
Table 2: Annual Average Total Nitrogen Limits for Massachusetts WWTP Dischargers to the Long Island Sound Watershed	29
Table 3: Instream total phosphorus concentrations (mg/L)	33

Figures

Figure 1: Facility Location Map	46
Figure 2: Process Flow Diagram.....	47

Appendices

Appendix A – Monitoring Data Summary

Appendix B – Reasonable Potential and Limits Calculations

Appendix C – Winchendon WPCF NPDES Permit (MA0100862) 7Q10 Flow Analysis

Appendix D – NH, VT, MA Discharges to Connecticut River Watershed

1.0 Proposed Action

The above-named applicant (the Permittee) has applied to the U.S. Environmental Protection Agency (EPA) for reissuance of a National Pollutant Discharge Elimination System (NPDES) permit to discharge from the Winchendon Water Pollution Control Facility (the Facility) into the designated receiving water.

The permit currently in effect was issued on February 25, 2011 with an effective date of May 1, 2011 and expired on April 30, 2016 (the 2011 Permit). The Permittee filed an application for permit reissuance with EPA dated November 5, 2015, as required by 40 Code of Federal Regulations (CFR) § 122.6. Since the permit application was deemed timely and complete by EPA on March 30, 2016, the Facility's 2011 Permit has been administratively continued pursuant to 40 CFR § 122.6 and § 122.21(d).

2.0 Statutory and Regulatory Authority

Congress enacted the Federal Water Pollution Control Act, codified at 33 U.S.C. § 1251-1387 and commonly known as the Clean Water Act (CWA), “to restore and maintain the chemical, physical, and biological integrity of the Nation’s waters.” CWA § 101(a). To achieve this objective, the CWA makes it unlawful for any person to discharge any pollutant into the waters of the United States from any point source, except as authorized by specific permitting sections of the CWA, one of which is § 402. *See* CWA §§ 301(a), 402(a). Section 402(a) established one of the CWA’s principal permitting programs, the NPDES Permit Program. Under this section, EPA may “issue a permit for the discharge of any pollutant or combination of pollutants” in accordance with certain conditions. CWA § 402(a). NPDES permits generally contain discharge limitations and establish related monitoring and reporting requirements. *See* CWA § 402(a)(1) and (2). The regulations governing EPA’s NPDES permit program are generally found in 40 CFR §§ 122, 124, 125, and 136.

“Congress has vested in the Administrator [of EPA] broad discretion to establish conditions for NPDES permits” in order to achieve the statutory mandates of Section 301 and 402. *Arkansas v. Oklahoma*, 503 U.S. 91, 105 (1992). *See also* 40 CFR §§ 122.4(d), 122.44(d)(1), and 122.44(d)(5). CWA §§ 301 and 306 provide for two types of effluent limitations to be included in NPDES permits: “technology-based” effluent limitations (TBELs) and “water quality-based” effluent limitations (WQBELs). *See* CWA §§ 301, and 304(d); 40 CFR Parts 122, 125, 131.

2.1 Technology-Based Requirements

Technology-based limitations, generally developed on an industry-by-industry basis, reflect a specified level of pollutant reducing technology available and economically achievable for the type of facility being permitted. *See* CWA § 301(b). As a class, publicly owned treatment works (POTWs) must meet performance-based requirements based on available wastewater treatment technology. *See* CWA § 301(b)(1)(B). The performance level for POTWs is referred to as “secondary treatment.” Secondary treatment is comprised of technology-based requirements expressed in terms of biochemical oxygen demand (BOD₅), total suspended solids (TSS) and pH. *See* 40 CFR Part 133.

Under CWA § 301(b)(1), POTWs must have achieved effluent limits based upon secondary treatment technology by July 1, 1977. Since all statutory deadlines for meeting various treatment technology-based effluent limitations established pursuant to the CWA have expired, when technology-based effluent limits are included in a permit, compliance with those limitations is from the date the issued permit becomes effective. *See* 40 CFR § 125.3(a)(1).

2.2 Water Quality-Based Requirements

The CWA and federal regulations also require that permit effluent limits based on water quality considerations be established for point source discharges when such limitations are necessary to meet state or federal water quality standards that are applicable to the designated receiving water. This is necessary when less stringent TBELs would interfere with the attainment or maintenance of water quality criteria in the receiving water. *See* CWA § 301(b)(1)(C) and 40 CFR §§ 122.44(d)(1), 122.44(d)(5).

2.2.1 Water Quality Standards

The CWA requires that each state develop water quality standards (WQSs) for all water bodies within the State. *See* CWA § 303 and 40 CFR § 131.10-12. Generally, WQSs consist of three parts: 1) the designated use or uses assigned for a water body or a segment of a water body; 2) numeric or narrative water quality criteria sufficient to protect the assigned designated use(s); and 3) antidegradation requirements to ensure that once a use is attained it will not be degraded and to protect high quality and National resource waters. *See* CWA § 303(c)(2)(A) and 40 CFR § 131.12. The applicable State WQSs can be found in 314 of the Code of Massachusetts Regulations, Chapter 4 (314 CMR 4.00).

As a matter of state law, state WQSs specify different water body classifications, each of which is associated with certain designated uses and numeric and narrative water quality criteria. When using chemical-specific numeric criteria to develop permit limitations, acute and chronic aquatic life criteria and human health criteria are used and expressed in terms of maximum allowable in-stream pollutant concentrations. In general, aquatic-life acute criteria are considered applicable to daily time periods (maximum daily limit) and aquatic-life chronic criteria are considered applicable to monthly time periods (average monthly limit). Chemical-specific human health criteria are typically based on lifetime chronic exposure and, therefore, are typically applicable to average monthly limits.

When permit effluent limitation(s) are necessary to ensure that the receiving water meets narrative water quality criteria, the permitting authority must establish effluent limits in one of the following three ways: 1) based on a “calculated numeric criterion for the pollutant which the permitting authority demonstrates will attain and maintain applicable narrative water quality criteria and fully protect the designated use,” 2) based on a “case-by-case basis” using CWA § 304(a) recommended water quality criteria, supplemented as necessary by other relevant information; or, 3) in certain circumstances, based on use of an indicator parameter. *See* 40 CFR § 122.44(d)(1)(vi)(A-C).

2.2.2 Antidegradation

Federal regulations found at 40 CFR § 131.12 require states to develop and adopt a statewide antidegradation policy that maintains and protects existing in-stream water uses and the level of water quality necessary to protect these existing uses. In addition, the antidegradation policy ensures maintenance of high quality waters which exceed levels necessary to support propagation of fish, shellfish, and wildlife and to support recreation in and on the water, unless the State finds that allowing degradation is necessary to accommodate important economic or social development in the area in which the waters are located.

Massachusetts' statewide antidegradation policy, entitled "Antidegradation Provisions" is found in the State's WQSs at 314 CMR 4.04. Massachusetts guidance for the implementation of this policy is in an associated document entitled "Implementation Procedure for the Anti-Degradation Provisions of the State Water Quality Standards," dated October 21, 2009. According to the policy, no lowering of water quality is allowed, except in accordance with the antidegradation policy, and all existing in-stream uses, and the level of water quality necessary to protect the existing uses of a receiving water body must be maintained and protected.

This permit is being reissued with effluent limitations sufficiently stringent to satisfy the State's antidegradation requirements, including the protection of the existing uses of the receiving water.

2.2.3 Assessment and Listing of Waters and Total Maximum Daily Loads.

The objective of the CWA is to restore and maintain the chemical, physical and biological integrity of the Nation's waters. To meet this goal, the CWA requires states to develop information on the quality of their water resources and report this information to EPA, the U.S. Congress, and the public. To this end, EPA released guidance on November 19, 2001, for the preparation of an integrated "List of Waters" that could combine reporting elements of both § 305(b) and § 303(d) of the CWA. The integrated list format allows states to provide the status of all their assessed waters in one list. States choosing this option must list each water body or segment in one of the following five categories: 1) unimpaired and not threatened for all designated uses; 2) unimpaired waters for some uses and not assessed for others; 3) insufficient information to make assessments for any uses; 4) impaired or threatened for one or more uses but not requiring the calculation of a Total Maximum Daily Load (TMDL); and 5) impaired or threatened for one or more uses and requiring a TMDL.

A TMDL is a planning tool and potential starting point for restoration activities with the ultimate goal of attaining water quality standards. A TMDL essentially provides a pollution budget designed to restore the health of an impaired water body. A TMDL typically identifies the source(s) of the pollutant from point sources and non-point sources, determines the maximum load of the pollutant that the water body can tolerate while still attaining WQSs for the designated uses, and allocates that load among to the various sources, including point source discharges, subject to NPDES permits. *See* 40 CFR § 130.7.

For impaired waters where a TMDL has been developed for a particular pollutant and the TMDL includes a waste load allocation (WLA) for a NPDES permitted discharge, the effluent limitation

in the permit must be “consistent with the assumptions and requirements of any available WLA”. 40 CFR § 122.44(d)(1)(vii)(B).

2.2.4 Reasonable Potential

Pursuant to CWA § 301(b)(1)(C) and 40 CFR § 122.44(d)(1), NPDES permits must contain any requirements in addition to TBELs that are necessary to achieve water quality standards established under § 303 of the CWA. *See also* 33 U.S.C. § 1311(b)(1)(C). In addition, limitations “must control any pollutant or pollutant parameter (conventional, non-conventional, or toxic) which the permitting authority determines are or may be discharged at a level which will cause, have the reasonable potential to cause, or contribute to an excursion above any water quality standard, including State narrative criteria for water quality.” 40 CFR § 122.44(d)(1)(i). To determine if the discharge causes, or has the reasonable potential to cause, or contribute to an excursion above any WQS, EPA considers: 1) existing controls on point and non-point sources of pollution; 2) the variability of the pollutant or pollutant parameter in the effluent; 3) the sensitivity of the species to toxicity testing (when evaluating whole effluent toxicity); and 4) where appropriate, the dilution of the effluent by the receiving water. *See* 40 CFR § 122.44(d)(1)(ii).

If the permitting authority determines that the discharge of a pollutant will cause, has the reasonable potential to cause, or contribute to an excursion above WQSS, the permit must contain WQBELs for that pollutant. *See* 40 CFR § 122.44(d)(1)(i).

2.2.5 State Certification

EPA may not issue a permit unless the State Water Pollution Control Agency with jurisdiction over the receiving water(s) either certifies that the effluent limitations contained in the permit are stringent enough to assure that the discharge will not cause the receiving water to violate the State WQSS, the State waives, or is deemed to have waived, its right to certify. *See* 33 U.S.C. § 1341(a)(1). Regulations governing state certification are set forth in 40 CFR § 124.53 and § 124.55. EPA has requested permit certification by the State pursuant to 40 CFR § 124.53 and expects that the Draft Permit will be certified.

If the State believes that conditions more stringent than those contained in the Draft Permit are necessary to meet the requirements of either CWA §§ 208(e), 301, 302, 303, 306 and 307, or applicable requirements of State law, the State should include such conditions in its certification and, in each case, cite the CWA or State law provisions upon which that condition is based. Failure to provide such a citation waives the right to certify as to that condition. EPA includes properly supported State certification conditions in the NPDES permit. The only exception to this is that the permit conditions/requirements regulating sewage sludge management and implementing CWA § 405(d) are not subject to the State certification requirements. Reviews and appeals of limitations and conditions attributable to State certification shall be made through the applicable procedures of the State and may not be made through EPA’s permit appeal procedures of 40 CFR Part 124.

In addition, the State should provide a statement of the extent to which any condition of the Draft Permit can be made less stringent without violating the requirements of State law. Since the State's certification is provided prior to final permit issuance, any failure by the State to provide this statement waives the State's right to certify or object to any less stringent condition.

It should be noted that under CWA § 401, EPA's duty to defer to considerations of State law is intended to prevent EPA from relaxing any requirements, limitations or conditions imposed by State law. Therefore, "[a] State may not condition or deny a certification on the grounds that State law allows a less stringent permit condition." 40 CFR § 124.55(c). In such an instance, the regulation provides that, "The Regional Administrator shall disregard any such certification conditions or denials as waivers of certification." *Id.* EPA regulations pertaining to permit limitations based upon WQSs and State requirements are contained in 40 CFR §§ 122.4(d) and 122.44(d).

2.3 Effluent Flow Requirements

Sewage treatment plant discharge is encompassed within the definition of "pollutant" and is subject to regulation under the CWA. The CWA defines "pollutant" to mean, *inter alia*, "municipal...waste" and "sewage...discharged into water." 33 U.S.C. § 1362(6).

Generally, EPA uses effluent flow both to determine whether an NPDES permit needs certain effluent limitations and to calculate the limitations themselves. EPA practice is to use effluent flow as a reasonable and important worst-case condition in EPA's reasonable potential and WQBEL calculations to ensure compliance with WQSs under § 301(b)(1)(C). Should the effluent flow exceed the flow assumed in these calculations, the in-stream dilution would be reduced, and the calculated effluent limitations may not be sufficiently protective (i.e. might not meet WQSs). Further, pollutants that do not have the reasonable potential to exceed WQSs at the lower discharge flow may have reasonable potential at a higher flow due to the decreased dilution. In order to ensure that the assumptions underlying EPA's reasonable potential analyses and permit effluent limitation derivations remain sound for the duration of the permit, EPA may ensure the validity of its "worst-case" wastewater effluent flow assumptions through imposition of permit conditions for effluent flow.¹ In this regard, the effluent flow limitation is a component of WQBELs because the WQBELs are premised on a maximum level flow. The effluent flow limit is also necessary to ensure that other pollutants remain at levels that do not have a reasonable potential to exceed WQSs.

The limitation on wastewater effluent flow is within EPA's authority to condition a permit to carry out the objectives of the Act. *See* CWA §§ 402(a)(2) and 301(b)(1)(C); 40 CFR §§ 122.4(a) and (d), 122.43 and 122.44(d). A condition on the discharge designed to ensure the WQBEL and reasonable potential calculations account for "worst case" conditions is encompassed by the references to "condition" and "limitations" in CWA §§ 402 and 301 and

¹ EPA's regulations regarding "reasonable potential" require EPA to consider "where appropriate, the dilution of the effluent in the receiving water," *id* 40 CFR §122.44(d)(1)(ii). Both the effluent flow and receiving water flow may be considered when assessing reasonable potential. *In re Upper Blackstone Water Pollution Abatement Dist.*, 14 E.A.D. 577, 599 (EAB 2010). EPA guidance directs that this "reasonable potential: analysis be based on "worst-case" conditions. *See In re Washington Aquaduct Water Supply Sys.* 11 E.A.D. 565, 584 (EAB 2004)

implementing regulations, as they are designed to assure compliance with applicable water quality regulations, including antidegradation. Regulating the quantity of pollutants in the discharge through a restriction on the quantity of wastewater effluent is consistent with the overall structure and purposes of the CWA.

In addition, as provided in Part II.B.1 of this permit and 40 CFR § 122.41(e), the Permittee is required to properly operate and maintain all facilities and systems of treatment and control. Operating the facilities wastewater treatment systems as designed includes operating within the facility's design wastewater effluent flow.

EPA has also included the effluent flow limit in the permit to minimize or prevent infiltration and inflow (I/I) that may result in unauthorized discharges and compromise proper operation and maintenance of the facility. Improper operation and maintenance may result in non-compliance with permit effluent limitations. Infiltration is groundwater that enters the collection system through physical defects such as cracked pipes or deteriorated joints. Inflow is extraneous flow added to the collection system that enters the collection system through point sources such as roof leaders, yard and area drains, sump pumps, manhole covers, tide gates, and cross connections from storm water systems. Significant I/I in a collection system may displace sanitary flow, reducing the capacity available for treatment and the operating efficiency of the treatment works and to properly operate and maintain the treatment works.

Furthermore, the extraneous flow due to significant I/I greatly increases the potential for sanitary sewer overflows (SSOs) in separate systems. Consequently, the effluent flow limit is a permit condition that relates to the permittee's duty to mitigate (*i.e.*, minimize or prevent any discharge in violation of the permit that has a reasonable likelihood of adversely affecting human health or the environment) and to properly operate and maintain the treatment works. *See* 40 CFR §§ 122.41(d), (e).

2.4 Monitoring and Reporting Requirements

2.4.1 Monitoring Requirements

Sections 308(a) and 402(a)(2) of the CWA and the implementing regulations at 40 CFR Parts 122, 124, 125, and 136 authorize EPA to include monitoring and reporting requirements in NPDES permits.

The monitoring requirements included in this permit have been established to yield data representative of the Facility's discharges in accordance with CWA §§ 308(a) and 402(a)(2), and consistent with 40 CFR §§ 122.41(j), 122.43(a), 122.44(i) and 122.48. The Draft Permit specifies routine sampling and analysis requirements to provide ongoing, representative information on the levels of regulated constituents in the discharges. The monitoring program is needed to enable EPA and the State to assess the characteristics of the Facility's effluent, whether Facility discharges are complying with permit limits, and whether different permit conditions may be necessary in the future to ensure compliance with technology-based and water quality-based standards under the CWA. EPA and/or the State may use the results of the chemical analyses conducted pursuant to this permit, as well as national water quality criteria developed pursuant to

CWA § 304(a)(1), State water quality criteria, and any other appropriate information or data, to develop numerical effluent limitations for any pollutants, including, but not limited to, those pollutants listed in Appendix D of 40 CFR Part 122.

NPDES permits require that the approved analytical procedures found in 40 CFR Part 136 be used for sampling and analysis unless other procedures are explicitly specified. Permits also include requirements necessary to comply with the *National Pollutant Discharge Elimination System (NPDES): Use of Sufficiently Sensitive Test Methods for Permit Applications and Reporting Rule*.² This Rule requires that where EPA-approved methods exist, NPDES applicants must use sufficiently sensitive EPA-approved analytical methods when quantifying the presence of pollutants in a discharge. Further, the permitting authority must prescribe that only sufficiently sensitive EPA-approved methods be used for analyses of pollutants or pollutant parameters under the permit. The NPDES regulations at 40 CFR § 122.21(e)(3) (completeness), 40 CFR § 122.44(i)(1)(iv) (monitoring requirements) and/or as cross referenced at 40 CFR § 136.1(c) (applicability) indicate that an EPA-approved method is sufficiently sensitive where:

- The method minimum level³ (ML) is at or below the level of the effluent limitation established in the permit for the measured pollutant or pollutant parameter; or
- In the case of permit applications, the ML is above the applicable water quality criterion, but the amount of the pollutant or pollutant parameter in a facility's discharge is high enough that the method detects and quantifies the level of the pollutant or parameter in the discharge; or
- The method has the lowest ML of the analytical methods approved under 40 CFR Part 126 or required under 40 CFR chapter I, subchapter N or O for the measured pollutant or pollutant parameter.

2.4.2 Reporting Requirements

The Draft Permit requires the Permittee to report monitoring results obtained during each calendar month to EPA and the State electronically using NetDMR. The Permittee must submit a Discharge Monitoring Report (DMR) for each calendar month no later than the 15th day of the month following the completed reporting period.

NetDMR is a national web-based tool enabling regulated CWA permittees to submit DMRs electronically via a secure internet application to EPA through the Environmental Information Exchange Network. NetDMR has eliminated the need for participants to mail in paper forms to EPA under 40 CFR §§ 122.41 and 403.12. NetDMR is accessible through EPA's Central Data

² Fed. Reg. 49,001 (Aug 19, 2014).

³ The term "minimum level" refers to either the sample concentration equivalent to the lowest calibration point in a method or a multiple of the method detection limit (MDL). Minimum levels may be obtained in several ways: They may be published in a method; they may be sample concentrations equivalent to the lowest acceptable calibration point used by a laboratory; or they may be calculated by multiplying the MDL in a method, or the MDL determined by a lab, by a factor. EPA is considering the following terms related to analytical method sensitivity to be synonymous: "quantitation limit," "reporting limit," "level of quantitation," and "minimum level." See Fed. Reg. 49,001 (Aug. 19, 2014).

Exchange at <https://cdx.epa.gov/>. Further information about NetDMR can be found on EPA's NetDMR support portal webpage.⁴

With the use of NetDMR, the Permittee is no longer required to submit hard copies of DMRs and reports to EPA and the State unless otherwise specified in the Draft Permit. In most cases, reports required under the permit shall be submitted to EPA as an electronic attachment through NetDMR. Certain exceptions are provided in the permit, such as for providing written notifications required under the Part II Standard Conditions.

2.5 Standard Conditions

The standard conditions, included as Part II of the Draft Permit, are based on applicable regulations found in the Code of Federal Regulations. *See generally* 40 CFR Part 122.

2.6 Anti-backsliding

The CWA's anti-backsliding requirements prohibit a permit from being renewed, reissued or modified to include with less stringent limitations or conditions than those contained in a previous permit except in compliance with one of the specified exceptions to those requirements. *See* CWA §§ 402(o) and 303(d)(4) and 40 CFR § 122.44(l). Anti-backsliding provisions apply to effluent limits based on technology, water quality and/or state certification requirements.

All proposed limitations in the Draft Permit are at least as stringent as limitations included in the 2011 Permit unless specific conditions exist to justify relaxation in accordance with CWA § 402(o) or § 303(d)(4). Discussion of any less stringent limitations and corresponding exceptions to anti-backsliding provisions is provided in the sections that follow.

3.0 Description of Facility and Discharge

3.1 Location and Type of Facility

The location of the treatment plant and the outfall 001 to Millers River are shown in Figure 1. The longitude and latitude of the outfall is 72° 5' 2.9" W, 42° 41' 10.2" N.

The Winchendon Water Pollution Control Facility (WPCF) is a secondary wastewater treatment facility that is engaged in the collection and treatment of municipal wastewater. Currently, the Facility serves approximately 2,800 residents in the Town of Winchendon with the collection system primarily focused in the town center (Route 202 corridor). The Facility has a design flow of 1.1 MGD. The collection system is a separate system with no combined sewers. Wastewater is comprised of mostly domestic sewage with a small number of industrial users, none of which are characterized as significant industrial users.

The Permittee does not have any major industries contributing industrial wastewater to the

⁴ <https://netdmr.zendesk.com/hc/en-us/articles/209616266-EPA-Region-1-NetDMR-Information>

WWTP, and thus is not required to have a pretreatment program.

A quantitative description of the discharge in terms of effluent parameters, based on monitoring data submitted by the permittee from September 2015 through August 2020 is provided in Appendix A of this Fact Sheet.

3.1.1 Treatment Process Description

The Winchendon Water Pollution Control Facility (WPCF) is a secondary treatment facility in Winchendon, Massachusetts. Influent to the treatment plant is measured by a Parshall flume and sonic flow meter. Flow receives preliminary treatment at the headworks, consisting of a coarse bar rack and grinder. Flow proceeds to one of two 45' diameter primary clarifiers, followed by one of two box-type fine bubble diffuser aeration tanks and then to one of two, 70-foot diameter secondary clariflocculators. The WPCF alternates between the two treatment trains each year to balance the wear on the equipment. Generally, the WPCF is run in a plug flow mode except during high flow events.

The effluent receives UV disinfection from one of two banks of UV tubes. Effluent flow is measured by a Parshall flume with a sonic meter. The final treated effluent is conveyed by gravity through outfall 001 to the Millers River. Outfall 001 passes through a flood control dike that protects the WPCF. The plant has an effluent diversion structure for use during the 50-year design storm or greater. During an extreme high river flow event where there is insufficient head in the gravity effluent pipe for discharge, fully treated flow may be released at the plant for discharge within the flood control dike.

Primary and secondary sludge is blended with poly aluminum chloride (PAC) and sodium hydroxide to enhance settling, reduce odors and improve process control. One of the retired clarifiers is used as a sludge thickener/holding tank. The second retired clarifier has been abandoned in place.

A 2-meter belt filter press is available but is not in use. Waste thickened sludge is trucked to the Cranston, RI Wastewater Treatment Facility for incineration, 2-4 times per week.

3.1.2 Collection System Description

The Winchendon WPCF is served by a separate sewer system. A separate sanitary sewer conveys domestic, industrial and commercial sewage, but not stormwater. It is part of a "two pipe system" consisting of separate sanitary sewers and storm sewers. The two systems have no interconnections; the sanitary sewer leads to the wastewater treatment plant and the storm sewers discharge to a local water body.

4.0 Description of Receiving Water and Dilution

4.1 Receiving Water

The Winchendon WPCF discharges through Outfall 001 into Millers River, a tributary of the Connecticut River, within Segment MA35-02. This segment is 5.6 miles in length and travels

from the Winchendon WPCF to the mouth of Otter Brook in Winchendon, MA. The Millers River then flows into the Connecticut River, which discharges to the Long Island Sound Estuary in Old Saybrook, Connecticut.

Millers River is classified as a Class B warm water fishery in the Massachusetts WQSs, 314 Code of Massachusetts Regulations (“CMR”) 4.05(4)(a). The MA WQS at 314 CMR 4.05(3)(b) state that Class B “waters are designated as a habitat for fish, other aquatic life, and wildlife, including for their reproduction, migration, growth and other critical functions, and for primary and secondary contact recreation. Where designated in 314 CMR 4.06, they shall be suitable as a source of public water supply with appropriate treatment (“Treated Water Supply”). Class B waters shall be suitable for irrigation and other agricultural uses and for compatible industrial cooling and process uses. These waters shall have consistently good aesthetic value.”

Millers River is listed in the final *Massachusetts Year 2016 Integrated List of Waters* (“303(d) List”) as a Category 5 “Waters Requiring a TMDL.”⁵ The pollutant requiring a TMDL is PCBs in fish tissue. To date no TMDL has been developed for this segment for any of the listed impairments.

EPA has proposed effluent limits in the Draft Permit that ensure that the increased discharge results in no more than an insignificant degradation of water quality in the Millers River and the downstream waters.

4.2 Ambient Data

A summary of the ambient data collected in the receiving water in the vicinity of the outfall that is referenced in this Fact Sheet can be found in Appendix A of this Fact Sheet.

4.3 Available Dilution

To ensure that discharges do not cause or contribute to violations of WQS under all expected conditions, QBELs are derived assuming critical conditions for the receiving water⁶. The critical flow in rivers and streams is some measure of the low flow of that river or stream. State WQSs require that:

- (a) for rivers and streams, the lowest condition is the lowest mean flow for seven consecutive days, recorded once in 10 years, or 7-day 10-year low flow (7Q10). See 314 CMR 4.03(3)(a).
- (b) in waters where flows are regulated by dams or similar structures, the lowest flow condition is the flow equaled or exceeded 99% of the time on a yearly basis, or another equivalent flow agreed upon by the State. The State has determined that the lowest flow in this case is the 7Q10. See 314 CMR 4.03(3)(b).

⁵ *Massachusetts Year 2016 Integrated List of Waters*, MassDEP Division of Watershed Management Watershed Planning Program, Worcester, Massachusetts, December 2019.

⁶ EPA Permit Writer’s Manual, Section 6.2.4

MassDEP calculated the 7Q10 of 4.34 cfs (2.8 MGD) for the Millers River upstream of the Facility based on data from the United States Geological Survey (USGS) low-flow frequency statistics for the nearest USGS gaging station to the Facility along the Millers River (Station Number 01162000 at Millers River near Winchendon⁷). Because the gaging station is located adjacent to the discharge location, it was not necessary to use a watershed ratio. The dilution factor (DF) was calculated using the design flow (Q_d) and the critical flow in the receiving water upstream of the discharge (Q_s) as follows:

$$DF = (Q_s + Q_d) / Q_d$$

Where:

Q_s = 7Q10 in million gallons per day (MGD)

Q_d = Discharge flow in (MGD)

Therefore:

$$DF = (2.8 \text{ MGD} + 1.1 \text{ MGD}) / 1.1 \text{ MGD} = 3.55$$

The State determined that the dilution factor for the Facility is 3.55. EPA used this dilution factor (DF) in its quantitative derivation of WQBELs for pollutants in the Draft Permit. For more information on the 7Q10 derivation, please see Appendix C.

5.0 Proposed Effluent Limitations and Conditions

The proposed effluent limitations and conditions derived under the CWA and State WQSs are described below. These proposed effluent limitations and conditions, the basis of which are discussed throughout this Fact Sheet, may be found in Part I of the Draft Permit.

5.1 Effluent Limitations and Monitoring Requirements

In addition to the State and Federal regulations described in Section 2, data submitted by the permittee in its permit application, in monthly discharge monitoring reports (DMRs) and in WET test reports from September 2015 to August 2020 (the “review period”) were used to identify the pollutants of concern and to evaluate the discharge during the effluent limitations development process (See **Appendix A**). The reasonable potential analysis is included in Appendix B and results are discussed in the sections below.

5.1.1 Effluent Flow

The effluent flow limit in the 2011 Permit is 1.1 MGD, as a rolling annual average flow, based on the Facility’s design flow. The DMR data during the review period shows that there have

⁷ USGS StreamStats National Data Collection Station Report for Station 01162000;
<http://streamstatsags.cr.usgs.gov/gagepages/html/01162000.htm>

been no violations of the flow limit. The maximum rolling annual average flow for the last 5 years was 0.704 MGD.

The Draft Permit continues the 1.1 MGD flow limit from the 2011 Permit. The Draft Permit requires that flow be measured continuously and that the rolling annual average flow, as well as the average monthly and maximum daily flow for each month be reported. The rolling annual average flow is calculated as the average of the flow for the reporting month and 11 previous months.

5.1.2 Biochemical Oxygen Demand (BOD₅)

5.1.2.1 BOD₅ Concentration Limits

The limits in the 2011 permit are based on seasonal water quality-based limitations included in the 1998 permit, and antidegradation considerations resulting from the expansion of the facility's design flow in 2005 from 0.5 MGD to 1.1 MGD. The summer BOD₅ limits in the 2011 Permit (effective June 1 through October 31) were: average monthly limit of 15 mg/L, average weekly limit of 25 mg/L, and maximum daily limit of 30 mg/L. The winter BOD₅ limits in the 2011 Permit (effective November 1 through May 31) were: average monthly limit of 15 mg/L and average weekly limit of 25 mg/L.

The DMR data during the review period shows that there have been no violations of BOD₅ concentration limits.

The Draft Permit proposes the same BOD₅ concentration limits as in the 2011 Permit as no new WLAs have been established and there have been no changes to the secondary treatment standards. The monitoring frequency remains twice (2x) per week from June 1 through October 31, and once (1x) per week from November 1 through May 31.

5.1.2.2 BOD₅ Mass Limits

The year-round, mass-based BOD₅ limits in the 2011 Permit of 138 lb/day (average monthly) were based on the concentration based-limits and the design flow of the Facility after an expansion in 2005.

The DMR data from the review period shows that there have been no violations of BOD₅ mass limits.

Calculations of maximum allowable loads for average monthly BOD₅ are based on the following equation:

$$L = C_d * Q_d * 8.34$$

Where:

L = Maximum allowable load in lb/day

C_d = Maximum allowable effluent concentration for reporting period in mg/L
(reporting periods are average monthly and average weekly)

Q_d = Annual average design flow of Facility in MGD

8.34 = Factor to convert effluent concentration in mg/L and design flow in MGD to lb/day

Average Monthly: $15 \text{ mg/L} * 1.1 \text{ MGD} * 8.34 = 138 \text{ lb/day}$

The monitoring frequency remains twice (2x) per week from June 1 through October 31, and once (1x) per week from November 1 through May 31.

5.1.3 Total Suspended Solids (TSS)

Solids could include inorganic (e.g. silt, sand, clay and insoluble hydrated metal oxides) and organic matter (e.g. flocculated colloids and compounds that contribute to color). Solids can clog fish gills, resulting in an increase in susceptibility to infection and asphyxiation. Suspended solids can increase turbidity in receiving waters and reduce light penetration through the water column or settle to form bottom deposits in the receiving water. Suspended solids also provide a medium for the transport of other adsorbed pollutants, such as metals, which may accumulate in settled deposits that can have a long-term impact on the water column through cycles of re-suspension.

5.1.3.1 TSS Concentration Limits

The limits in the 2011 permit are based on seasonal water quality-based limitations included in the 1998 permit, and antidegradation considerations resulting from the expansion of the facility's design flow in 2005 from 0.5 MGD to 1.1 MGD. The TSS limits in the 2011 Permit (effective June 1 through October 31) were: average monthly limit of 15 mg/L, average weekly limit of 25 mg/L, and maximum daily limit of 30 mg/L. The winter TSS limits in the 2011 Permit (effective November 1 through May 31) were: average monthly limit of 15 mg/L, and average weekly limit of 25 mg/L.

The DMR data during the review period shows that there have been no violations of TSS concentration limits.

The Draft Permit proposes the same TSS concentration limits as in the 2011 Permit as no new WLAs have been established and there have been no changes to the secondary treatment standards. The monitoring frequency remains twice (2x) per week from June 1 through October 31, and once (1x) per week from November 1 through May 31.

5.1.3.2 TSS Mass Limits

The year-round mass-based TSS limits in the 2011 Permit of 138 lb/day (average monthly) were based on the concentration based-limits and the design flow of the Facility after an expansion in 2005.

The DMR data from the review period shows that there have been no violations of TSS mass limits.

Calculations of maximum allowable loads for average monthly TSS are based on the following equation:

$$L = C_d * Q_d * 8.34$$

Where:

L = Maximum allowable load in lb/day

C_d = Maximum allowable effluent concentration for reporting period in mg/L
(reporting periods are average monthly and average weekly)

Q_d = Annual average design flow of Facility in MGD

8.34 = Factor to convert effluent concentration in mg/L and design flow in MGD to lb/day

Average Monthly: $15 \text{ mg/L} * 1.1 \text{ MGD} * 8.34 = 138 \text{ lb/day}$

The monitoring frequency remains twice (2x) per week from June 1 through October 31, and once (1x) per week from November 1 through May 31.

5.1.4 Eighty-Five Percent (85%) BOD₅ and TSS Removal Requirement

In accordance with the provisions of 40 CFR § 133.102(a)(3), and (b)(3), the 2011 Permit requires that the 30-day average percent removal for BOD₅ and TSS be not less than 85%. The DMR data during the review period shows that the median BOD₅ and TSS removal percentages are 98% and 99%, respectively. There were no violations of the 85% removal requirement for BOD₅ or TSS during that period.

The requirement to achieve 85% BOD₅ and TSS removal has been carried forward into the Draft Permit.

5.1.5 pH

The hydrogen ion concentration in an aqueous solution is represented by the pH using a logarithmic scale of 0 to 14 standard units (S.U.). Solutions with pH 7.0 S.U. are neutral, while those with pH less than 7.0 S.U. are acidic and those with pH greater than 7.0 S.U. are basic. Discharges with pH values markedly different from the receiving water pH can have a detrimental effect on the environment. Sudden pH changes can kill aquatic life. pH can also have an indirect effect on the toxicity of other pollutants in the water.

Consistent with the requirements of Massachusetts WQS at 314 CMR 4.05(3)(b)(3), the 2011 Permit requires that the pH of the effluent is not less than 6.5 or greater than 8.3 standard units at any time. The monitoring frequency is once per day. The DMR data during the review period show that there have been no violations of the upper pH limit, and one violation of the lower pH limit.

The pH requirements in the 2011 Permit are carried forward into the Draft Permit as there has been no change in the WQSs with regards to pH.

5.1.6 Bacteria

The 2011 Permit includes effluent limitations for bacteria using *E. Coli* bacteria as the indicator bacteria with a monthly limit of 126 cfu/100 ml and a maximum daily limit of 409 cfu/100 ml. These limits were based on Massachusetts' bacteria criteria at 314 CMR 4.05 (3)(b)(4). There was one violation of the maximum daily limit.

The Draft Permit proposes maintaining the effluent limits for bacteria in the 2011 Permit. The *E. Coli* limits are a monthly geometric mean limit of 126 cfu/100 mL and a maximum daily limit of 409 cfu/100 mL. The sampling frequency for fecal coliform bacteria is two times (2x) per week, and the limit is in effect from April 1 through October 31. These limits and sampling frequency are the same as in the 2011 Permit.

5.1.7 Ammonia

The 2011 Permit includes effluent limitations of 4 mg/L (average monthly), 37 lb/day (average monthly), 6 mg/L (average weekly), and 8 mg/L (maximum daily) for ammonia during warm weather (June 1 to October 31) and a reporting requirement during cold weather (November 1 to May 31).

The DMR data during the review period shows there were no violations of the warm weather ammonia limits. This data is presented in Appendix A and shows the median concentration for the warm weather period (June 1 through October 31) is 0.1 mg/L and for the cold weather period (November 1 through May 31) is 0.1 mg/L. Additionally, the Permittee was required to monitor and report effluent and ambient ammonia concentrations on a quarterly basis as part of the Whole Effluent Toxicity (WET) testing. Ambient data, taken upstream of the Winchendon outfall in the Millers River, is presented in Appendix A.

The ammonia criteria in EPA's *National Recommended Water Quality Criteria*, 2002 (EPA 822-R-02-047) document are included by reference in the Massachusetts WQS (See 314 CMR 4.05(5)(e)). The freshwater acute criterion is dependent on pH and the freshwater chronic criterion is dependent on pH, temperature and whether early life stages of fish are present in the receiving water.

In determining whether the discharge has the reasonable potential to cause or contribute to excursions above the instream water quality criteria for ammonia, EPA used the mass balance equation presented in Appendix B for cold weather conditions to project the ammonia concentration downstream of the discharge. If there is reasonable potential, this mass balance equation is also used to determine the limit that is required in the permit.

EPA notes that since the 2011 Permit already contained warm weather limits for ammonia, the same mass balance equation is used to determine if a more stringent limit would be required to continue to meet WQS under current conditions. The limit is determined to be the more stringent of either (1) the existing limit or (2) the calculated effluent concentration (C_d) allowable to meet WQS based on current conditions.

To determine the applicable ammonia criteria, EPA assumes a warm weather temperature of 25° C and a cold weather temperature of 5° C. EPA used the ambient pH monitoring shown in Appendix A, which indicates that the median pH is 6.45 S.U. Additionally, the Millers River in the vicinity of the Winchendon WPCF discharge is within Essential Fish Habitat (EFH) for Atlantic salmon (*Salmo salar*), so EPA has assumed that salmonids could be present in the receiving waters.

Based on the information and assumptions described above, Appendix B presents the applicable ammonia criteria, the details of the mass balance equation, the reasonable potential determination, and, if necessary, the limits required in the Draft Permit. As shown, there is no reasonable potential to cause or contribute to an excursion of WQS in the cold weather period (November 1 through May 31), so the Draft Permit does not propose ammonia limits during those months. Further, there is no need for any more stringent limits in the warm weather period (June 1 through October 31), so the existing limits are being carried forward for the reasons specified in Appendix B.

Effluent and ambient monitoring for ammonia will continue to be required in the quarterly WET tests.

5.1.8 Nutrients

Nutrients are compounds containing nitrogen and phosphorus. Although nitrogen and phosphorus are essential for plant growth, even moderately elevated concentrations of these nutrients can cause eutrophication, a condition in which aquatic plant and algal growth is excessive. Plant and algae respiration and decomposition reduces dissolved oxygen in the water, creating poor habitat for fish and other aquatic animals. Phosphorus is typically the limiting nutrient triggering eutrophication in freshwater ecosystems and nitrogen in marine or estuarine ecosystems.⁸ For this permit, both phosphorus and nitrogen are nutrients of concern as described below.

5.1.8.1 Total Nitrogen

The Winchendon WPCF discharges to the Millers River, which drains to Long Island Sound (LIS). The 2011 Permit required twice monthly monitoring for total Kjeldahl nitrogen, nitrate and nitrite, the sum of which provides the total nitrogen (TN) concentration. Using the TN concentration data and average monthly flow data, the calculated annual average total nitrogen loading from the Winchendon facility ranged from 29 lb/day to 48 lb/day and averaged 36 lb/day during the review period. As explained below, since 2019 EPA has adopted a systemic, state-by-state approach to control nitrogen pollution discharging from “out-of-basin” point sources in Massachusetts, New Hampshire and Vermont into tributaries of LIS, a severely impaired water body shared by New York and Connecticut. EPA’s methodology for establishing TN limitations for out-of-basin POTWs in Massachusetts and New Hampshire has been challenged in the United States Environmental Appeals Board, where the case is now pending. EPA’s Response to

⁸ However, recent studies provide evidence that *both* phosphorus and nitrogen can play a role in the eutrophication of certain ecosystems, whether freshwater or marine.

the Petition was filed on December 11, 2020, and EPA incorporates that filing herein, inclusive of attachments (*e.g.*, Exhibit S, Response to the Comments, as it relates to TN⁹).

In 2000, New York and Connecticut finalized a Total Maximum Daily Load¹⁰ (TMDL) that addressed dissolved oxygen impairments in Long Island Sound due to excessive nitrogen loading. It was approved by EPA in 2001. While the TMDL included waste load allocations (WLAs) for point sources in Connecticut and New York, out-of-basin facilities were not assigned WLAs. However, the Connecticut and New York WLAs included in the TMDL were based on an assumption that out-of-basin point source loads of total nitrogen would be reduced in aggregate by 25% from the baseline through enforceable permit requirements imposed by permitting authorities in the out-of-basin states to protect downstream waters.

EPA implemented optimization requirements in many out-of-basin permits issued in the LIS watershed from 2007 through early 2019 in accordance with an agreement forged in 2012 among the five LIS watershed states, known as the “Enhanced Implementation Plan” (EIP).¹¹ However, concerns raised in recent public comments by the downstream state (Connecticut) and citizens highlighted the need for clearly enforceable, numeric, loading-based effluent limits to ensure that the annual aggregate nitrogen loading from out-of-basin point sources are consistent with the assumptions of the TMDL WLA of 19,657 lb/day and to ensure that current aggregate loadings do not increase. This is in accordance with the State of Connecticut’s antidegradation policy, which requires existing uses to be fully maintained and protected. These uses are already being compromised given the continued, severe nitrogen-driven impairments in LIS. After further review of federal and state requirements, EPA agreed with the concerns raised by the downstream affected state and the public and noted that optimization requirements, by themselves, do not prevent further increases in nitrogen due to population growth (and consequent flow increases) or new industrial dischargers.

Scientific, Statutory and Regulatory Implementation Considerations

As discussed in Section 2 of this Fact Sheet, statutory and regulatory requirements regarding the development of water quality-based effluent limits include: (1) consideration of applicable water quality requirements of downstream states, including provisions to prevent further degradation of receiving waters that are already impaired, pursuant to a state’s antidegradation policy, and provisions to implement other applicable water quality standards, including translation of narrative water quality criteria, and (2) provisions to ensure consistency with the assumptions of any available WLAs.

LIS covers about 1,300 square miles and borders Connecticut and New York. It drains a densely populated watershed area of over 16,000 square miles, including portions of Maine, Vermont,

⁹[https://yosemite.epa.gov/OA/EAB_WEB_Docket.nsf/Filings%20By%20Appeal%20Number/11443A888232A1C88525863B006D4491/\\$File/Springfield%20Response%20to%20Petition_Final_12_11_2020.pdf](https://yosemite.epa.gov/OA/EAB_WEB_Docket.nsf/Filings%20By%20Appeal%20Number/11443A888232A1C88525863B006D4491/$File/Springfield%20Response%20to%20Petition_Final_12_11_2020.pdf).

¹⁰ Connecticut Department of Environmental Protection and New York State Department of Environmental Conservation, *A Total Maximum Daily Load Analysis to Achieve Water Quality Standards for Dissolved Oxygen in Long Island Sound* (LIS TMDL), December 2000.

¹¹ Long Island Sound Study Steering Committee, NY, CT, MA, NH, VT, *Enhanced Implementation Plan for the Long Island Sound Total Maximum Daily Load*, 2012. Available at: <https://neiwpcc.org/our-programs/pollution-control/lis-tmdl/>.

New Hampshire and Massachusetts. About 613 square miles of LIS fall within Connecticut. Connecticut classifies LIS as Class SA and Class SB and designates these waters as, *inter alia*, suitable for recreation and aquatic life habitat. R.C.S.A. § 22a-426-4(f), (j).

Connecticut regulations establish DO, biological condition, and nutrient criteria for each water class. For Class SA and SB waters, DO must not be less than 3 mg/L and may be less than 4.8 mg/L for only limited periods of time. R.C.S.A. § 22a-426-9(a)(1). Regarding biologic condition, “Surface waters... shall be free from...constituents...which...can reasonably be expected to...impair the biological integrity of aquatic or marine ecosystems...” *Id.* at § 22a-426-4(a)(5). “The loading of...nitrogen...to any surface water body shall not exceed that which supports maintenance or attainment of designated uses.” *Id.* at § 22a-426-9; *see also* § 22a-426-4(a)(11) (authorizing “imposition of discharge limitations or other reasonable controls... for point...sources of ...nitrogen...which have the potential to contribute to the impairment of any surface water, to ensure maintenance and attainment of existing and designated uses, restore impaired waters, and prevent excessive anthropogenic inputs of nutrients or impairment of downstream waters.”)

Connecticut regulations mandate protection of “existing” and “designated” uses. R.C.S.A. § 22a-426-8(a)(1). “Tier 1” antidegradation review provides:

The Commissioner shall determine whether the discharge or activity is consistent with the maintenance, restoration, and protection of existing and designated uses assigned to the receiving water body by considering all relevant available data and the best professional judgment of department staff. *All narrative and numeric water quality standards, criteria and associated policies contained in the Connecticut Water Quality Standards shall form the basis for such evaluation considering the discharge or activity both independently and in the context of other discharges and activities in the affected water body and considering any impairment listed pursuant to 33 USC 1313(d) or any Total Maximum Daily Load (TMDL) established for the water body.*

R.C.S.A. § 22a-426-8(f) (emphasis added). The standards further provide, “The procedures for review outlined in this policy apply to any discharge or activity that is affecting or *may affect* [emphasis added] water quality in Connecticut, including but not limited to any existing, new or increased activity or discharge requiring a permit, water quality certificate or authorization pursuant to chapters 439, 440, 445 or 446i to 446k, inclusive of the Connecticut General Statutes.”

Although nitrogen driven impairments in LIS have been reduced in recent years, they have not been eliminated, and they remain significant. In EPA’s technical and scientific judgment, the current quantity of nitrogen in LIS exceeds the narrative and numeric nutrient-related criteria applicable to LIS, and designated aquatic life uses are not being protected, based on analyses of water quality data and information in the administrative record.¹² While there have been significant reductions in the size of the hypoxic zone in LIS due largely to in-basin point source

¹² See e.g. Long Island Sound Report Card 2018, at <https://www.ctenvironment.org/wp-content/uploads/2018/09/ReportCard2018-BestView.pdf>

TN reductions, LIS continues to be impaired.¹³ It is undisputed that significant amounts of nitrogen from out-of-basin facilities are discharged to the LIS watershed (as much as 6 million pounds per year, based on the sum of the maximum annual discharge from each out-of-basin discharger from 2013 to 2017). The out-of-basin loads in the aggregate necessarily contribute, or have the reasonable potential to contribute, to these violations.

Since the LIS TMDL was approved by EPA in 2001, the study of water quality conditions in LIS and the nitrogen loadings that contribute to hypoxia and other impairments there has continued. Annual monitoring of hypoxia and dissolved oxygen conditions in Long Island continues, as most recently documented in the *2019 Long Island Sound Hypoxia Season Review*¹⁴ which notes that while the area of hypoxia has been reduced, water quality standards have not yet been met.¹⁵ In 2015, the Long Island Sound Study (LISS)¹⁶ updated its Long Island Sound Comprehensive Conservation and Management Plan (CCMP)¹⁷ which sets watershed targets, implementation actions to meet those targets, and monitoring strategies. One of the objectives of the CCMP is to improve water quality by further reducing nitrogen pollution from sources that are more distant from the Sound,¹⁸ such as wastewater treatment plants in Massachusetts.

A study published in 2008 used both measurements and mass-balance modeling to evaluate the potential for nitrogen attenuation in the main stem of the Connecticut River in April and August 2005. One of the reaches studied was a 55 km stretch of the Connecticut River in Massachusetts. The study found no nitrogen loss in that reach either in April or August, most likely due to the depth and higher velocities in the main stem of the river compared to the shallower, slower tributaries where previous models and studies had demonstrated varying degrees of nitrogen attenuation.¹⁹

In addition, subsequent studies refined the understanding of out-of-basin baseline nitrogen loading which suggest lower out-of-basin baseline point source loading to the Connecticut River than the 21,672 lb/day assumed in the 2000 TMDL. In 2013, the United States Geological Survey (USGS) published an estimation of the total nitrogen load to Long Island Sound from Connecticut and contributing areas to the north for October 1998 to September 2009.²⁰ Available total nitrogen and continuous flow data from 37 water-quality monitoring stations in the LIS watershed, for some or all of these years, were used to compute total annual nitrogen yields and

¹³ Long Island Sound Study, *A Healthier Long Island Sound: Nitrogen Pollution*, 2019, page 2.

¹⁴ CTDEEP, Interstate Environmental Commission, EPA, *2019 Long Island Sound Hypoxia Season Review*, available at: http://www.iec-nynjct.org/sites/default/files/2020-07/FINAL_LISound-Hypoxia-2019-Combined-Report_april2020.pdf

¹⁵ *2019 Long Island Sound Hypoxia Season Review* (page 13)

¹⁶ The Long Island Sound Study (LISS) is a bi-state partnership, formed by EPA, New York and Connecticut in 1985, consisting of federal and state agencies, user groups, concerned organizations, and individuals dedicated to restoring and protecting the Long Island Sound. For more information see <https://longislandsoundstudy.net/>

¹⁷ LISS, Long Island Sound Comprehensive Conservation and Management Plan 2015 Returning the Urban Sea to Abundance (CCMP), 2015.

¹⁸ CCMP, page 19.

¹⁹ Smith, Thor E., et al, *Nitrogen Attenuation in the Connecticut River, Northeastern USA: A Comparison of Mass Balance and N₂ Production Modeling Approaches*, *Biogeochemistry*, Mar., 2008, Vol. 87, No. 3 (Mar., 2008), pp. 311-323

²⁰ Mullaney, J.R., and Schwarz, G.E., 2013, Estimated Nitrogen Loads from Selected Tributaries in Connecticut Draining to Long Island Sound, 1999–2009: U.S. Geological Survey Scientific Investigations Report 2013–5171, 65

loads. In order to extract the non-point source loadings from the total nitrogen measured, the authors relied on point source estimates from the SPARROW model of nutrient delivery to waters in the Northeastern and Mid-Atlantic states in 2002, including the Connecticut River, that was published by Moore and others in 2011.²¹ The SPARROW model estimated that 1,776.7 metric tons per year (MT/yr) (or annual average 10,820 lb/day) of total nitrogen was discharged to the Connecticut River from Massachusetts, New Hampshire and Vermont in 2002²². These estimates were based on an approach by Maupin and Ivahnenko, published the same year, which used discharge monitoring data available from EPA's Permit Compliance System (PCS) database for 2002.^{23,24} Where no data was available, an estimated typical pollutant concentration (TPC) and flow was used to approximate nitrogen loading from point sources according to their industrial category.²⁵

Finally, Long Island Sound continues to be listed as impaired on Connecticut's latest EPA-approved list of impaired waters and is experiencing ongoing effects of eutrophication, including low DO, although the system has experienced improvements since the TMDL was approved.

In light of the foregoing, EPA is establishing water quality-based effluent limitations for total nitrogen on three grounds: (1) to ensure compliance with the State of Connecticut's antidegradation provisions, a downstream affected state under 401(a)(2) of the Act and 40 CFR § 122.4(d); (2) to translate and fully implement the state's narrative water quality criterion for nutrients, pursuant to 40 CFR § 122.44(d)(1)(vi)(A); and (3) to ensure consistency with the assumptions and requirements of the available WLA, pursuant to 40 CFR § 122.44(d)(1)(vii)(B).

Compliance with Antidegradation Requirements of Downstream Affected State

One of the principal objectives of the CWA, articulated in CWA § 101(a) is to "maintain the chemical, physical and biological integrity of the Nation's waters." The antidegradation requirements in federal regulations at 40 CFR § 131.12 provide a framework for maintaining and protecting water quality that has already been achieved and require states to adopt provisions in their water quality standards that prevent further degradation of both degraded waters and waters which are meeting or exceeding the water quality necessary to protect designated and existing uses. As noted above, antidegradation provisions of Connecticut's water quality standards require that existing uses be fully maintained and protected. They expressly required consideration of any applicable TMDL, as well as narrative and numeric water quality criteria. EPA therefore undertakes Tier 1 review in light of the LIS TMDL, which has still not resulted in

²¹ Moore, Richard B., Craig M. Johnston, Richard A. Smith, and Bryan Milstead, 2011. Source and Delivery of Nutrients to Receiving Waters in the Northeastern and Mid-Atlantic Regions of the United States. *Journal of the American Water Resources Association (JAWRA)* 47(5):965-990. DOI: 10.1111/j.1752-1688.2011.00582.x

²² Extrapolated from Moore, et.al 2011, Table 3 on page 977 which estimated that for 2002 an 33.2 % of the total 4,553 MT/yr Massachusetts nitrogen load was from point sources, 2.5% of the total 3,795 MT/yr Vermont nitrogen load was from point sources and 6.1 percent of the total 2,790 MT/yr New Hampshire nitrogen load was from point sources.

²³ Moore (2011), page 968.

²⁴Maupin, Molly A. and Tamara Ivahnenko, 2011. Nutrient Loadings to Streams of the Continental United States From Municipal and Industrial Effluent. *Journal of the American Water Resources Association (JAWRA)* 47(5):950-964.

²⁵ Maupin (2011), page 954.

attainment of water quality standards in LIS, as well as Connecticut's numeric water quality criteria for dissolved oxygen, which are routinely violated, and its narrative water quality criteria nutrients, which is likewise not being met. Authorizing a significantly increased nitrogen loading into an impaired water body that is suffering the ongoing effects of cultural eutrophication would further compromise receiving water conditions and uses and be inconsistent with applicable antidegradation requirements. In arriving at this conclusion, EPA also notes that Connecticut's antidegradation procedures are precautionary in nature and apply to discharges that "may affect" water quality.

To ensure that the out-of-basin point-source load does not violate Connecticut's antidegradation standards, the new total nitrogen loading limits (for dischargers with design flows greater than 1 MGD) along with the requirement to minimize nitrogen discharge by facility optimization (for all dischargers with design flow greater than 0.1 MGD) are intended to ensure that nitrogen loads are held at current loadings. As can be seen from the summary in Table 1, 92 % of this load is from POTWs with design flow > 1 MGD. The impact of the new TN effluent limits will be to cap that load at approximately the same average loading. Table 1 summarizes the five-year average out-of-basin loads generated by Massachusetts non-stormwater point sources, based on data provided in Appendix D. While the sum of effluent limited loads for POTWs with design flow greater than 1 MGD is somewhat higher than the average loads observed in recent years, actual effluent limited loads can be expected be lower than the limits in order to avoid permit violations. EPA will continue to track out-of-basin loads as new data becomes available and will re-evaluate permit requirements for nitrogen for all out-of-basin dischargers in future permit actions.

Table 1: Summary of Massachusetts Out-of-Basin Non-Stormwater Point Source Loads

	Sum of Average Loads 2013-2017 (lb/day)	Sum of Average Load 2014-2018 (lb/day)	Sum of Effluent Limited Loads (lb/day)
POTWs with design Flow > 1 MGD	10,023 (92%)	9,865 (92%)	10,907
POTWs with design Flow 0.1 to 1 MGD	869 (8%)	859 (8%)	
POTWs with design Flow < 0.1 MGD and Industrial Sources.	19 (0.02%)	20 (0.02%)	
TOTAL	10,911 (Range 9,767 to 11,528)	10,744 (Range 9,767 to 11,528)	

Translation of Narrative Nutrient Criteria

Using the TMDL as the "calculated numeric water quality criterion for the pollutant which the permitting authority demonstrates will attain and maintain applicable narrative water quality criteria and will fully protect the designated use" under the regulatory provision used to translate narrative water quality criteria into numeric effluent limitations, 40 CFR § 122.44(d)(1)(vi)(A), EPA has determined that an effluent limitation is necessary to ensure compliance with the narrative water quality criterion for nutrients. In order to assure compliance with water quality

standards, and fully implement and translate the states' narrative nutrient and related criteria, out-of-basin loads in EPA's judgment should not be increased, because water quality data indicates that the assimilative capacity for nitrogen has been reached in portions of LIS and cultural eutrophication, the impacts of which include hypoxia, is ongoing. It is reasonable, in EPA's view, to issue permits to out-of-basin dischargers that hold loads constant and in so doing curtail the potential for these out-of-basin loadings to contribute to further impairment and degradation of a water that is already beyond its assimilative capacity for nitrogen. The TN effluent limits and optimization requirements are necessary to assure that the out-of-basin load does not cause or contribute to further violation of water quality criteria in the downstream LIS. Holding these loads level, in conjunction with significant nitrogen pollution reduction efforts being pursued by in-basin dischargers will, under EPA's analysis, be sufficient to make a finding that the out-of-basin permits taken as a whole contain nutrient controls sufficient to ensure that the discharges comply with water quality standards under Section 301 of the Act, based on information in the record currently before EPA. EPA acknowledges the complexity of the system and the receiving water response, and EPA recognizes that work that is currently ongoing with regards to additional water quality modeling, point source load reductions and WWTP upgrades in other states, particularly New York and Connecticut. In order to ensure that water quality standards are met, EPA has determined that, at most, TN should be no greater than that resulting from nitrogen currently being discharged from all sources. Holding the load from out-of-basin sources, along with reductions resulting from the nitrogen optimization special condition, combined with other ongoing work to further reduce in-basin loadings, are in EPA's judgment together sufficient to assure that the discharge is in compliance with standards.

Consistency with Assumptions of Available WLA

Finally, EPA is imposing an enforceable total nitrogen limitation to ensure consistency with the assumptions and requirements of the applicable WLA, which calls for out-of-basin loads to be capped at 25% of the baseline in fact at the time of TMDL approval. A WQBEL for a discharge must ensure compliance with WQS and be "consistent with the assumptions and requirements" of an available WLA. 40 CFR § 122.44(d)(1)(vii)(B). Capping the aggregate out-of-basin load at current levels will ensure that this requirement is met.

In sum, the permit conditions at issue here have been fashioned to ensure full implementation of CWA §§ 301(b)(1)(C), 401(a)(2) and 402, as well as consistency with the assumptions of the LIS WLA. A permitting authority has wide discretion to determine appropriate effluent limits for a permit. "Congress has vested in the Administrator [of EPA] broad discretion to establish conditions for NPDES permits" in order to achieve these statutory mandates of establishing effluent limitations, including narrative permit conditions, to attain and maintain water quality standards. *Arkansas v. Oklahoma*, 503 U.S. 91, 105 (1992). Section 402 provides that a permit may be issued upon condition "that such discharge will meet either all applicable requirements under sections 301, 302, 306, 307, 308 and 403 of this Act, or prior to taking of necessary implementing actions relating to all such requirements, such conditions as the Administrator determines are necessary to carry out the provisions of this Act." 33 U.S.C. §1342(a). "This provision gives EPA considerable flexibility in framing the permit to achieve a desired reduction in pollutant discharges." *Id.* An increased discharge of nitrogen beyond current loads into nitrogen-degraded waters experiencing the effects of cultural eutrophication (*e.g.*, DO

impairments) under the circumstances here would not be consistent with the Act. Holding the load from these facilities will maintain and protect existing uses. This allows EPA to ensure that the nitrogen limits are applied fairly and in a technologically feasible manner while ensuring that antidegradation provisions of Connecticut's water quality standards are being met.

EPA's decision to cap the out-of-basin TN loads in the aggregate was consistent with a gross approach to pollutant control, which is appropriate here given the need to ensure reasonable further progress toward restoration of uses in LIS based on reductions that have already occurred and whose impact is still being realized. It is also appropriate in light of the fact that more sophisticated models to precisely define the exact level of pollutant controls needed are not available. EPA has explained that when permitting for nutrients, time is of the essence, because of the tendency of nutrients to recycle in the ecosystem and exacerbate existing impairments, as outlined in EPA's Nutrient Technical Guidance Manual. Rather than wait for the development of that information, a daunting task because of the size and complexity of LIS and vast areal extent of loading, EPA determined that it would be reasonable to move forward. This decision is also reasonable because the permits for Winchendon and many other contributing sources are long expired. The D.C. Circuit has described the CWA's balance when confronted with a difficult situation and the obligation to eliminate water quality impairments: "EPA may issue permits with conditions designed to reduce the level of effluent discharges to acceptable levels. This may well mean opting for a gross reduction in pollutant discharge rather than the fine-tuning suggested by numerical limitations. *But this ambitious statute is not hospitable to the concept that the appropriate response to a difficult pollution problem is not to try at all.*" *Natural Resources Defense Council, Inc. v. Costle*, 568 F.2d 1369, 1380 (D.C. Cir. 1977) (emphasis added) (finding unlawful a rule that would have exempted certain discharges from permitting requirements based on the difficulty in setting limits).

Derivation of Effluent Limits

As mentioned above, the TMDL did not assign each out-of-basin POTW a specific WLA but instead specifies an aggregate reduction target. Therefore, the task of allocating nitrogen loads among these facilities in a manner that ensures compliance with water quality standards, as required under Section 301 of the Act, falls to EPA. That EPA would implement any necessary reductions through the issuance and oversight of NPDES permits was expressly assumed by the TMDL. EPA notes that as much as 6 million pounds of nitrogen per year from out-of-basin facilities are discharged to the LIS watershed and that ongoing nitrogen-driven water quality impairments exist in LIS.

In developing allocations for Massachusetts and New Hampshire dischargers, EPA began with two facts: first, that significant amounts of nitrogen from out-of-basin facilities are discharged to the LIS watershed (as much as 6 million pounds per year, based on the sum of the sum of the maximum annual discharge from each out-of-basin discharger from 2013 to 2017) and, second, that ongoing nitrogen water quality impairments exist in LIS.

When confronting the difficult environmental regulatory problem of controlling or accounting for dozens of discharges into a complex water body like Long Island Sound, EPA was presented with a variety of potential permitting approaches. Long Island Sound is a nitrogen-impaired

water body spanning 1,268 square miles that implicates the sometimes-divergent interests of five states, dozens of municipalities and numerous non-governmental organizations (NGOs), along with interested members of the public. In developing its overarching permitting approach, as well as each individual permit, EPA carefully considered, but ultimately rejected, several possible alternatives, on two principal grounds: (1) that they were not sufficiently protective to assure that all the applicable requirements of the Act would be met (*i.e.*, they lacked enforceable TN effluent limitations to *ensure* as a matter of law that nitrogen loads would be maintained at protective levels), or (2) that they would entail unwarranted uncertainty and delay (*i.e.*, they called for the development of new or revised TMDLs or for development of extensive new data collection or modelling in an attempt refine or pinpoint necessary targets and loads, even though the permits at issue have long-since expired and water quality impairments are ongoing). Rather than approach this complex permitting task on an *ad hoc* basis, EPA instead fashioned a systemic permitting approach designed to comprehensively regulate nitrogen loading from out-of-basin nitrogen sources on a gross, basin-level scale. EPA addressed the existing TN loading to ensure achievement of the following overarching objectives:

- the overall out-of-basin TN load does not increase in accordance with antidegradation requirements, given that the LIS is already nitrogen impaired, through the imposition of enforceable effluent limits that are annual average mass-based, consistent with the assumptions of the TMDL;
- no individual facility is left with an effluent limit that is not achievable using readily available treatment technology at the facility's design flow; and
- smaller facilities can achieve their limits through optimization.

EPA's derivation of effluent limitations to implement these objectives, based on its best professional judgment and information reasonably available to the permit writer at the time of permit issuance, consists of three essential parts:

- First, EPA *identified* the existing aggregate load from all contributing facilities in a given state.
- Second, because Long Island Sound is already nitrogen impaired and failing to achieve applicable water quality standards,²⁶ EPA *capped* that load to avoid contributing to further impairments and fully protect existing uses.
- Third, EPA *allocated* the load according to a water quality-related consideration rationally related to achieving water quality standards in Long Island Sound and carrying out the objectives of the Act.

In the case of Massachusetts and New Hampshire, that consideration was facility *size*, with loads distributed based on the design flow of the POTW treatment plants. In deriving design-flow-based effluent limitations, EPA utilized the following methodology:

- EPA estimated the current maximum out-of-basin annual point source load using data for the five years prior to the year of the Draft Permit, consistent with Region 1's ordinary

²⁶ CTDEEP, Interstate Environmental Commission, EPA, 2019 Long Island Sound Hypoxia Season Review, available at: http://www.iec-nynjct.org/sites/default/files/2020-07/FINAL_LISound-Hypoxia-2019-Combined-Report_april2020.pdf

practice of using the most recent five years of data in the derivation of effluent limits for permits, which is in accordance with the recommendation in EPA guidance to use three to five years and, by use of the longer timeframe, is intended to more fully capture a representative data set²⁷ (see estimate of recent effluent loadings in Appendix D);

- It prioritized effluent limits for major POTW facilities with design flow greater than 1 MGD, consistent with the definition of major facility in 40 CFR § 122.2;²⁸
- It developed mass-based rolling annual average TN effluent limits based on design flow (consistent with 40 CFR § 122.45(b)(1)) and effluent concentrations that can be achieved by means of currently available nitrogen removal technology for all facilities and the design flow for each facility, where effluent limit (lb/day) = Concentration (mg/L) x Design Flow (MGD) x 8.34;
- EPA based limits on concentrations that can typically be achieved through optimization for POTW facilities with design flow less than 10 MGD, with more aggressive optimization expected for facilities with design flow greater than 5 MGD; and,
- For the four POTW facilities with design flow greater than 10 MGD (which together comprise more than half of the total Massachusetts load to LIS), EPA based limits on concentrations achievable through optimization or upgrades.

Although EPA considered caps for individual dischargers at their current loadings, that approach was rejected because these effluent limits are subject to statutory anti-backsliding requirements of CWA § 402(o) which would prevent a limit from being increased if flows increase due to new residential or industrial development. Therefore, a facility currently discharging well below its design flow, could be put in a position of having a load limit that is below the limit of technology at its design flow. For example, if a new industrial discharger was to tie in, even if that discharger was willing to invest in readily available treatment technology, the load would preclude the facility from operating at its design flow.

Instead, EPA examined out-of-basin loads across the watershed and developed effluent limits that are achievable through optimization or readily available treatment technologies for all facilities, even if they are operating at their design flow. EPA has determined that this approach will be protective of water quality and will carefully monitor receiving water response over the permit term and adjust as necessary. EPA recognizes that Connecticut and New York have very substantially reduced their nitrogen loadings into LIS and water quality conditions have improved, although LIS is not yet fully achieving water quality standards. Additional work is being undertaken in New York and Connecticut to further reduce nitrogen loadings into LIS. It will take time to allow the impact of these reductions to be fully realized and for designated uses to be fully restored. EPA believes that this approach reasonably balances the need to hold overall TN loadings constant to avoid exacerbating ongoing nitrogen-driven environmental degradation against the inherent scientific and technical uncertainty associated with receiving water response

²⁷ NPDES Permit Writer's Manual, EPA-833-K-10-001, September 2010, page 5-30, available at: https://www.epa.gov/sites/production/files/2015-09/documents/pwm_2010.pdf.

²⁸ NPDES Permit Writer's Manual, EPA-833-K-10-001, September 2010, page 2-17, available at: https://www.epa.gov/sites/production/files/2015-09/documents/pwm_2010.pdf.

in a water body as complex as LIS. More stringent limitations on the out-of-basin dischargers are therefore not necessitated at this time.

Based on the approach described above, Table 2 summarizes the TN requirements implemented for this and other permits in the LIS watershed in Massachusetts since 2019. EPA is also working with the States of New Hampshire and Vermont to ensure that comparable requirements are included in NPDES permits issued in those states.

Table 2: Annual Average Total Nitrogen Limits for Massachusetts WWTP Dischargers to the Long Island Sound Watershed

Facility Design Flow, Q_D (MGD)	Number of Facilities	Annual Average TN Limit (lb/day)
$Q_D > 10$	4	Q_D (MGD) * 5 mg/L * 8.34 + optimize
$5 < Q_D \leq 10$	5	Q_D (MGD) * 8 mg/L * 8.34 + optimize
$1 \leq Q_D \leq 5$	20	Q_D (MGD) * 10 mg/L * 8.34 + optimize
$0.1 \leq Q_D < 1$	17	Optimize
$Q_D < 0.1$	8	TN monitoring only

The basis for establishing mass-based effluent limits using facility design flow and 5, 8 and 10 mg/L as total nitrogen concentrations that facilities can meet by means of optimization or, for the four largest facilities, readily available treatment technology, meets the legal requirements of the CWA but was derived in order to balance the burden of treatment with the four largest facilities (currently generating more than half of the Massachusetts out-of-basin load) required to meet 5 mg/L concentration at design flow, and the remaining facilities with effluent limits that can be achieved through system optimization. In tiering the facilities, EPA considered the relative magnitude of flows from these facilities and observed that there was a significant divide between the four largest facilities and the remaining facilities (67 MGD for Springfield, 17.5 MGD for Holyoke, 17 MGD for Pittsfield and 15 MGD for Chicopee compared to the next largest at 8.6 MGD for North Hampton). The four largest facilities contribute 53% of the design flow for the out-of-basin watershed. EPA also observed that three of these facilities are on the main stem of the Connecticut River and Pittsfield is on the mainstem of the Housatonic, so there is little or no attenuation of nitrogen. All these factors, in EPA's technical judgment, warranted the further additional assurance of meeting water quality standards provided by a more stringent numeric cap in loading that may necessitate a facility upgrade, as opposed to limits achievable through optimization only. EPA also notes that the four larger facilities will be able to spread the cost of any upgrade over a much larger user base.

EPA established the next tier at 5 MGD partly on the assumption POTWs of greater than that size are likely to already possess the technical capability, operator sophistication and administrative capacity needed to achieve more stringent effluent limitations via optimization requirements. To this point, EPA took notice of the fact that the 5 MGD threshold has some regulatory significance under EPA's regulations implementing the NPDES program, specifically

pretreatment, where EPA determined that facilities of that size are significantly large enough to require a pretreatment program. EPA, of course, also took into account the relatively large magnitude of the loads associated with these facilities. Finally, EPA also took note of the fact that these facilities, though not serving communities as large as Springfield, Holyoke, Pittsfield and Chicopee, still have considerable ability to spread costs over user bases of considerable size.

EPA chose the 1 MGD tier because that corresponds to the definition of major POTW under NPDES regulations. Facilities above 1 MGD account for approximately 80% of the total out-of-basin load. Because the many facilities smaller than 1 MGD collectively account for a relatively small amount of the total load, EPA believes that optimization is reasonable for these facilities, given their comparatively small loads and user bases.

Finally, those facilities under 0.1 MGD are required to monitor and report data that may be used in future permitting cycles.

Thus, in arriving at its tiering determination, EPA considered a series of technical and environmental factors within its expertise, and also took into account equitable considerations. EPA acknowledges that the chosen tiers are not the only way to divide the out-of-basin TN allocations, but was not presented with any alternatives that capped the existing load based on design flow through the imposition of enforceable permit limits. For example, EPA considered, and rejected, the option to apply a limit based on 8 mg/L effluent limit for all facilities with design flow greater than 1 MGD (at their respective design flows) because that would result in an increase in the current loading and place a greater burden on facilities that service relatively small communities. The combined design flow for the 29 MA POTW facilities with design flow greater than 1 MGD is 196 MGD. Of this combined design flow, 60%, or 117 MGD consists of the design flow for the four largest POTWs. Under the selected permitting approach, the proportion of the permitted load from the four largest facilities will be 60% of the combined permitted load for all 29 MA facilities, consistent with the proportion of design flow. If all POTWs with design flow over 1 MGD had a concentration-based limit of 8 mg/L (or a load based limit based on 8 mg/L and design flow), the proportion of the permitted load coming from the four largest facilities would increase from 60% of the total permitted load to 90%, shifting the burden of treatment significantly from larger to smaller facilities. In addition, the total permitted TN loading from those 29 facilities would increase from 8,100 lb/day under the chosen approach to 8,600 lb/day.

In addition to the effluent limits described above, EPA is also requiring all POTWs with a design flow of 0.1 MGD or greater to optimize for nitrogen removal to ensure that the aggregate 25% reduction is maintained or increased. The optimization condition in the Draft Permit requires the Permittee to evaluate alternative methods of operating their treatment plant to optimize the removal of nitrogen, and to describe previous and ongoing optimization efforts. Specifically, the Draft Permit requires an evaluation of alternative methods of operating the existing wastewater treatment facility to control total nitrogen levels, including, but not limited to, operational changes designed to enhance nitrification (seasonal and year-round), incorporation of anoxic zones, septage receiving policies and procedures, and side stream management. This evaluation is required to be completed and submitted to EPA and MassDEP within one year of the effective date of the permit, along with a description of past and ongoing optimization efforts. The permit

also requires implementation of optimization methods to ensure that the facility is operated in such a way that discharges of total nitrogen are minimized. The permit requires annual reports to be submitted that summarize progress and activities related to optimizing nitrogen removal efficiencies and track trends relative to previous years.

In addition to the rolling annual average total nitrogen effluent limit and optimization requirements, the Draft Permit includes weekly monitoring and average monthly reporting requirements for total nitrogen (TN), total Kjeldahl nitrogen (TKN), and total nitrite/nitrate nitrogen (NO₂/NO₃).

Since the design flow for the Winchendon facility is greater than 1.0 MGD and less than 5.0 MGD (1.1 MGD), the annual loading TN limit calculated for the Draft Permit is:

$$1.1 \text{ MGD} * 10 \text{ mg/L} * 8.34 = 92 \text{ lb/day.}$$

The effluent limit is a rolling annual average based on the average of the current average monthly and the average monthly of the previous 11 months. The monitoring frequency in the Draft Permit is once per week.

Based on the 5-year monitoring period used for this permit, Winchendon was in compliance with the proposed limit at all times. Therefore, a compliance schedule is not included in the Draft Permit. The limit is a 12-month rolling average limit calculated as the arithmetic mean of the monthly average total nitrogen load for each reporting month and the previous eleven months. Therefore, compliance will be measured beginning 12 months after the effective date of the permit and will be based on the arithmetic mean of the 12 monthly average total nitrogen loads for the first 12 months of the new permit period. Compliance will continue to be measured each month following.

Future Nitrogen Limits

The new nitrogen annual loading limit in this Draft Permit is intended to meet the requirements of the 2001 LIS TMDL, which was developed to address hypoxic conditions in the bottom waters of LIS. In December 2015, EPA signed a letter detailing a post-TMDL EPA nitrogen reduction strategy for waters in the LIS watershed. The strategy recognizes that more work may need to be done to reduce nitrogen levels, further improve DO conditions, and attain other related water quality standards in LIS, particularly in coastal embayments and the estuarine portions of rivers that flow into the Sound. EPA is working to establish nitrogen thresholds for Western LIS and several coastal embayments, including the mouth of the Connecticut River. Documents regarding the EPA Nitrogen Reduction Strategy are available for public review on EPA's Long Island Sound website (<http://longislandsoundstudy.net/issues-actions/water-quality/nitrogen-strategy/>). Upon completion of establishing thresholds and assessing the water quality conditions of the estuarine waters of the Connecticut River, allocations of total nitrogen loadings may be lowered if further reductions are necessary. If further reductions are needed for the Winchendon discharge, a lower water quality-based effluent limit will be added in a future permit action. If so, EPA anticipates exploring possible trading approaches for nitrogen loading in the Massachusetts portion of the Connecticut River watershed.

5.1.8.2 Phosphorus

While phosphorus is an essential nutrient for the growth of aquatic plants, it can stimulate rapid plant growth in freshwater ecosystems when it is present in high quantities. The excessive growth of aquatic plants and algae within freshwater systems negatively impacts water quality and can interfere with the attainment of designated uses by: 1) increasing oxygen demand within the water body to support an increase in both plant respiration and the biological breakdown of dead organic (plant) matter; 2) causing an unpleasant appearance and odor; 3) interfering with navigation and recreation; 4) reducing water clarity; 5) reducing the quality and availability of suitable habitat for aquatic life; 6) producing toxic cyanobacteria during certain algal blooms. Cultural (or accelerated) eutrophication is the term used to describe dense and excessive plant growth in a water body that results from nutrients entering the system as a result of human activities. Discharges from municipal and industrial wastewater treatment plants, agriculture runoff, and stormwater are examples of human-derived (i.e. anthropogenic) sources of nutrients in surface waters.

The 2011 Permit includes an average monthly effluent limit of 0.5 mg/L effective in the warm months (April 1 to October 31) and a report requirement in the cold months (November 1 to March 31). Review of the monitoring data in the DMRs from 2015 to 2020, provided in Appendix A, shows that in the warm months the median average monthly total phosphorus was 0.07 mg/L (range 0.02 to 1 mg/L) with three violations of the permit limit and in the cold months, the median average monthly total phosphorus was 0.09 mg/L (range 0.02 to 0.91 mg/L).

The MA WQS under 314 CMR 4.05(5)(c) requires that, unless naturally occurring, surface waters must be free from nutrients that cause or contribute to impairment of the existing or designated uses, and the concentration of phosphorus may not exceed site specific criteria develop in a TMDL. Nutrients are also prohibited in concentrations that would cause or contribute to cultural eutrophication.

In the absence of numeric criteria for phosphorus, EPA uses nationally recommended criteria and other technical guidance to develop effluent limitations for the discharge of phosphorus. EPA has published national guidance documents that contain recommended total phosphorus criteria and other indicators of eutrophication. EPA's 1986 *Quality Criteria for Water* (the "Gold Book") recommends that in-stream phosphorus concentrations not exceed 0.05 mg/L in any stream entering a lake or reservoir. 0.1 mg/L for any stream not discharging directly to lakes or impoundments, and 0.025 mg/L within a lake or reservoir. For this segment of Millers River, the 0.1 mg/L would apply downstream of the discharge.

More recently, EPA has released recommended Ecoregional Nutrient Criteria, established as part of an effort to reduce problems associated with excess nutrients in water bodies in specific areas of the country. The published criteria represent conditions in waters within ecoregions that are minimally impacted by human activities, and thus free from the effects of cultural eutrophication. Winchendon is located within Ecoregion VIII, Nutrient Poor Largely Glaciated Upper Midwest and Northeast. The recommended total phosphorus criteria for this ecoregion, found in Ambient Water Quality Criteria Recommendations: Information Supporting the Development of State and Tribal Nutrient Criteria, Rivers and Streams in Ecoregion VIII (EPA 2001) is 10 µg/L (0.010 mg/L).

EPA uses the effects-based Gold Book threshold as a general target applicable in free-flowing streams. As the Gold Book notes, there are natural conditions of a water body that can result in either increased or reduced eutrophication response to phosphorus inputs; in some waters more stringent phosphorus reductions may be needed, while in some others a higher total phosphorus threshold could be assimilated without inducing a eutrophic response.

Elevated concentration of chlorophyll a, excessive algal and macrophyte growth, and low levels of dissolved oxygen are all effects of nutrient enrichment. The relationship between these factors and high in-stream total phosphorus concentrations is well documented in scientific literature, including guidance developed by EPA to address nutrient over-enrichment (Nutrient Criteria Technical Guidance Manual – Rivers and Streams, EPA July 2000 [EPA-822-B-00-002]). Sampling data collected by the Facility from 2011-2013, summarized in Table 3, reported in-stream phosphorus concentrations upstream of the Facility.

Table 3: Instream total phosphorus concentrations (mg/L)

	Upstream of WPCF (mg/L)
Aug-11	0.1
Sep-11	0.0
Oct-11	0.1
Nov-11	0.0
Dec-11	0.0
Jan-12	0.0
Feb-12	0.0
Mar-12	0.0
May-12	0.1
Jun-12	0.0
Jul-12	0.0
Aug-12	0.0
Sep-12	0.0
Oct-12	0.0
Nov-12	0.0
Dec-12	0.0
Jan-13	0.0
Feb-13	0.0
Mar-13	0.1
Apr-13	0.0
May-13	0.0
Jun-13	0.0
Jul-13	0.0
Aug-13	0.0

Note that the median upstream concentration of this ambient data is non-detect. EPA acknowledges the limited usefulness of these data in determining the background concentration

given that the minimum level appears to be 0.1 mg/L. Therefore, EPA is requiring updated ambient data that is sufficiently sensitive to be collected during the permit term, as described below.

In the 2004 permit, reasonable potential for the discharge to cause or contribute to exceedances of water quality standards was demonstrated by a study conducted by ENSR International for the Town of Winchendon (December 2002). The upstream total phosphorus concentration during the study ranged from 40 to 50 µg/l and the concentration at the first downstream station was 170 µg/l. There was a significant increase in periphyton growth at the first downstream station and a shift from diatoms to the less favorable green algae.

In determining whether the discharge has the reasonable potential to cause or contribute to excursions above the instream water quality criteria for phosphorus, EPA used the mass balance equation presented in Appendix B to project the phosphorus concentration downstream of the discharge. If there is reasonable potential, this mass balance equation is also used to determine the limit that is required in the permit.

EPA notes that since the 2011 Permit already contained a limit for phosphorus, the same mass balance equation is used to determine if a more stringent limit would be required to continue to meet WQS under current conditions. The limit is determined to be the more stringent of either (1) the existing limit or (2) the calculated effluent concentration (C_d) allowable to meet WQS based on current conditions.

Using the median background concentration from 2011 through 2013 of 0 mg/L as presented above, the upstream 7Q10 flow, and the design flow of the Facility, Appendix B presents the details of the mass balance equation and the limit proposed in the Draft Permit. The 2011 Permit had a limit of 0.5 mg/L and EPA determined that a more stringent limit of 0.35 mg/L (applicable from April 1 through October 31) is necessary to continue to protect WQS for the reasons specified in Appendix B.

This proposed limit is more stringent than the limit of 0.5 mg/L in the 2011 permit because of the updated 7Q10 flow which results in less available dilution to meet the downstream phosphorus target of 0.1 mg/L. However, EPA notes that the Permittee has consistently discharged well below 0.35 mg/L throughout the past four growing seasons (*i.e.*, since 2017) and, therefore, EPA does not anticipate any compliance issues and a compliance schedule is not included in the Draft Permit. The monitoring frequency for the warm months (April 1 through October 31) has been reduced from twice per week to once per week. Additionally, the effluent monitoring requirement for the cold months (November 1 through March 31) is reduced to once per month.

The Draft Permit also includes an ambient monitoring requirement to ensure that current ambient phosphorus data are available to use in the reassessment of the total phosphorus effluent in the next permitting cycle. Note that this ambient data will be used in the next permit reissuance, along with any other relevant information available at that time, to reevaluate whether a more stringent limit may be necessary to protect WQS.

5.1.9 Metals

5.1.9.1 Applicable Metals Criteria

State water quality criteria for cadmium, copper, lead, nickel and zinc are established in terms of dissolved metals. However, many inorganic components of domestic wastewater, including metals, are in particulate form, and differences in the chemical composition between the effluent and the receiving water affects the partitioning of metals between the particulate and dissolved fractions as the effluent mixes with the receiving water, often resulting in a transition from the particulate to dissolved form (*The Metals Translator: Guidance for Calculating a Total Recoverable Permit Limit from a Dissolved Criterion* (USEPA 1996 [EPA-823-B96-007])). Consequently, quantifying only the dissolved fraction of metals in the effluent prior to discharge may not accurately reflect the biologically-available portion of metals in the receiving water. Regulations at 40 CFR § 122.45(c) require, with limited exceptions, that effluent limits for metals in NPDES permits be expressed as total recoverable metals.

The criteria for cadmium, copper, lead, nickel and zinc are hardness-dependent using the equations in EPA's National Recommended Water Quality Criteria: 2002, which are incorporated into the Massachusetts WQS by reference. The estimated hardness of Millers River downstream of the treatment plant is calculated using the critical low flow (7Q10), the design flow of the treatment plant, and the median hardness for both the receiving water upstream of the discharge and the treatment plant effluent. Effluent and receiving water data are presented in Appendix A. Using the mass balance equation discussed in Appendix B, the resulting downstream hardness is 18.7 mg/L and the corresponding criteria are also presented in Appendix B.

Massachusetts aluminum criteria are not hardness-dependent and are expressed as total recoverable aluminum.

5.1.9.2 Reasonable Potential Analysis and Limit Derivation

To determine whether the effluent has the reasonable potential to cause or contribute to an exceedance above the in-stream water quality criteria for each metal, EPA uses the mass balance equation presented in Appendix B to project the concentration downstream of the discharge and, if applicable, to determine the limit required in the permit.

For any metal with an existing limit in the 2011 Permit, the same mass balance equation is used to determine if a more stringent limit would be required to continue to meet WQS under current conditions. The limit is determined to be the more stringent of either (1) the existing limit or (2) the calculated effluent concentration (C_d) allowable to meet WQS based on current conditions.

Based on the information described above, the results of this analysis for each metal are presented in Appendix B. As shown, there is no reasonable potential for cadmium, nickel and zinc, so the Draft Permit does not propose limits for these metals. However, EPA determined that there is reasonable potential to cause or contribute to an excursion of WQS for aluminum and lead, so the Draft Permit proposed a new monthly average aluminum limit of 87 µg/L and a new monthly average lead limit of 0.4 µg/L (with a compliance level of 0.5 µg/L). Additionally, there

is no need for more stringent copper limits so the existing copper limits are being carried forward for the reasons specified in Appendix B. Related to copper, EPA notes that Winchendon is currently under an administrative order of consent and should continue making efforts under this order to come into compliance with the copper limits.

Effluent and ambient monitoring for each of these metals will continue to be required in the WET tests.

Lead Compliance Schedule

A review of the effluent data during the review period indicates that the facility will likely not be in compliance with the lead limit in the Draft Permit on the effective date of the permit. Therefore, EPA is including a 2-year compliance schedule for the facility to optimize lead removal from the effluent.

Aluminum Compliance Schedule

The final aluminum effluent limit is based on current Massachusetts, EPA approved, aluminum criteria to protect freshwater aquatic life. However, EPA is aware of ongoing efforts by MassDEP to soon revise the Massachusetts aluminum criteria based, at least in part, on new EPA aluminum criteria recommendations which were finalized in 2018. MassDEP proposed the revisions to its aluminum criteria in 2019, but the revisions have not yet been finalized. MassDEP expects the revisions will be finalized in 2021. For three years after the effective date of the permit, MassDEP will inform EPA at reasonable intervals of its progress on the development and promulgation of new aluminum criteria.

EPA's aluminum criteria recommendations indicate that the new aluminum criteria recommendations may be higher than the current recommendations. Because MassDEP has indicated to EPA that its planned revisions to its aluminum criteria will be based on EPA's recommended criteria, EPA reasonably expects its new criteria may also be higher. EPA has therefore determined that it is appropriate to include a schedule of compliance, pursuant to 40 CFR § 122.47, in the draft permit which provides the permittee with a 3-year period to achieve compliance with the final aluminum effluent limit. Additionally, the permittee may apply for a permit modification to allow additional time for compliance if Massachusetts has adopted new aluminum criteria but has not yet submitted the criteria to EPA for review or EPA has not yet acted on the new criteria. If new aluminum criteria are adopted by Massachusetts and approved by EPA, and before the final aluminum effluent limit goes into effect, the permittee may apply for a permit modification to amend the permit based on the new criteria. If warranted by the new criteria and a reasonable potential analysis, EPA may relax or remove the effluent limit to the extent consistent with anti-degradation requirements. Such a relaxation or removal would not trigger anti-backsliding requirements as those requirements do not apply to effluent limits which have yet to take effect pursuant to a schedule of compliance. *See American Iron and Steel Institute v. EPA*, 115 F.3d 979, 993 n.6 (D.C. Cir. 1997) ("EPA interprets § 402 to allow later relaxation of [an effluent limit] so long as the limit has yet become effective.")

5.1.10 Whole Effluent Toxicity

CWA §§ 402(a)(2) and 308(a) provide EPA and States with the authority to require toxicity testing. Section 308 specifically describes biological monitoring methods as techniques that may be used to carry out objectives of the CWA. Whole effluent toxicity (WET) testing is conducted to ensure that the additivity, antagonism, synergism and persistence of the pollutants in the discharge do not cause toxicity, even when the pollutants are present at low concentrations in the effluent. The inclusion of WET requirements in the Draft Permit will assure that the Facility does not discharge combinations of pollutants into the receiving water in amounts that would be toxic to aquatic life or human health.

In addition, under CWA § 301(b)(1)(C), discharges are subject to effluent limitations based on WQSs. Under CWA §§ 301, 303 and 402, EPA and the States may establish toxicity-based limitations to implement the narrative water quality criteria calling for “no toxics in toxic amounts”. *See also* 40 CFR § 122.44(d)(1). The Massachusetts WQSs at 314 CMR 4.05(5)(e) state, “All surface waters shall be free from pollutants in concentrations or combinations that are toxic to humans, aquatic life or wildlife.”

National studies conducted by EPA have demonstrated that domestic sources, as well as industrial sources, contribute toxic constituents to POTWs. These constituents include metals, chlorinated solvents, aromatic hydrocarbons and others. Some of these constituents may cause synergistic effects, even if they are present in low concentrations. Because of the source variability and contribution of toxic constituents in domestic and industrial sources, reasonable potential may exist for this discharge to cause or contribute to an exceedance of the “no toxics in toxic amounts” narrative water quality standard.

In accordance with current EPA guidance and State policy²⁹, whole effluent chronic effects are regulated by limiting the highest measured continuous concentration of an effluent that causes no observed chronic effect on a representative standard test organism, known as the chronic No Observed Effect Concentration (C-NOEC). Whole effluent acute effects are regulated by limiting the concentration that is lethal to 50% of the test organisms, known as the LC₅₀. This policy recommends that permits for discharges having a dilution factor less than 10 require acute and chronic toxicity testing four times per year for two species. Additionally, for discharges with dilution factors less than 10, the C-NOEC effluent limit should be greater than or equal to the receiving water concentration and the LC₅₀ limit should be greater than or equal to 100%.

The chronic and acute WET limits in the 2011 Permit are C-NOEC greater than or equal to 22% and LC₅₀ greater than or equal to 100%, respectively, using the daphnid (*Ceriodaphnia dubia*) and the fathead minnow (*Pimephales promelas*) as the test species. The Facility has consistently met these limits except for July 2017, when the daphnid C-NOEC was 6.25% (Appendix A).

Based on the potential for toxicity from domestic and industrial contributions, the state narrative water quality criterion, the dilution factor of 3.55, and in accordance with EPA national and

²⁹ *Massachusetts Water Quality Standards Implementation Policy for the Control of Toxic Pollutants in Surface Waters*. February 23, 1990.

regional policy and 40 CFR § 122.44(d), the Draft Permit includes a limit of C-NOEC greater than or equal to 28% (*i.e.*, concentration of effluent in receiving water of $100 / 3.55 = 28\%$). The acute toxicity limits, testing organisms, and testing frequency are the same as in the 2011 Permit.

Toxicity testing must be performed in accordance with the updated EPA Region 1 WET test procedures and protocols specified in Attachments A, *Freshwater Acute Toxicity Test Procedure and Protocol* (February 2011) and Attachment B, *Freshwater Chronic Toxicity Test Procedure and Protocol* (March 2013) of the Draft Permit.

In addition, EPA's 2018 *National Recommended Water Quality Criteria* for aluminum are calculated based on water chemistry parameters that include dissolved organic carbon (DOC), hardness and pH. Since aluminum monitoring is required as part of each WET test, an accompanying new testing and reporting requirement for DOC, in conjunction with each WET test, is warranted in order to assess potential impacts of aluminum in the receiving water.

5.1.11 Per- and polyfluoroalkyl substances (PFAS)

As explained at <https://www.epa.gov/pfas>, PFAS are a group of synthetic chemicals that have been in use since the 1940s. PFAS are found in a wide array of consumer and industrial products. PFAS manufacturing and processing facilities, facilities using PFAS in production of other products, airports, and military installations can be contributors of PFAS releases into the air, soil, and water. Due to their widespread use and persistence in the environment, most people in the United States have been exposed to PFAS. Exposure to some PFAS above certain levels may increase risk of adverse health effects.³⁰ EPA is collecting information to evaluate the potential impacts that discharges of PFAS from wastewater treatment plants may have on downstream drinking water, recreational and aquatic life uses.

On October 20, 2020, MassDEP published final regulations establishing a drinking water standard, or a Maximum Contaminant Level (MCL) of 20 parts per trillion (ppt) for the sum of the following six PFAS. *See* 310 CMR 22.00.

- Perfluorohexanesulfonic acid (PFHxS)
- Perfluoroheptanoic acid (PFHpA)
- Perfluorononanoic acid (PFNA)
- Perfluorooctanesulfonic acid (PFOS)
- Perfluorooctanoic acid (PFOA)
- Perfluorodecanoic acid (PFDA)

Although the Massachusetts water quality standards do not include numeric criteria for PFAS, the Massachusetts narrative criterion for toxic substances at 314 CMR 4.05(5)(e) states:

All surface waters shall be free from pollutants in concentrations or combinations that are toxic to humans, aquatic life or wildlife.

³⁰ EPA, *EPA's Per- and Polyfluoroalkyl Substances (PFAS) Action Plan*, EPA 823R18004, February 2019. Available at: https://www.epa.gov/sites/production/files/2019-02/documents/pfas_action_plan_021319_508compliant_1.pdf

The narrative criterion is further elaborated at 314 CMR 4.05(5)(e)2 which states:

Human Health Risk Levels. Where EPA has not set human health risk levels for a toxic pollutant, the human health-based regulation of the toxic pollutant shall be in accordance with guidance issued by the Department of Environmental Protection's Office of Research and Standards. The Department's goal is to prevent all adverse health effects which may result from the ingestion, inhalation or dermal absorption of toxins attributable to waters during their reasonable use as designated in 314 CMR 4.00.

Since PFAS chemicals are persistent in the environment and may lead to adverse human health and environmental effects, the Draft Permit requires that the Facility conduct quarterly influent, effluent and sludge sampling for PFAS chemicals and annual sampling of certain industrial users, the first full calendar quarter beginning six months after EPA has notified the Permittee that appropriate, multi-lab validated test methods are made available by EPA to the public.

The purpose of this monitoring and reporting requirement is to better understand potential discharges of PFAS from this facility and to inform future permitting decisions, including the potential development of water quality-based effluent limits on a facility-specific basis. EPA is authorized to require this monitoring and reporting by CWA § 308(a), which states:

“SEC. 308. (a) Whenever required to carry out the objective of this Act, including but not limited to (1) developing or assisting in the development of any effluent limitation, or other limitation, prohibition, or effluent standard, pretreatment standard, or standard of performance under this Act; (2) determining whether any person is in violation of any such effluent limitation, or other limitation, prohibition or effluent standard, pretreatment standard, or standard of performance; (3) any requirement established under this section; or (4) carrying out sections 305, 311, 402, 404 (relating to State permit programs), 405, and 504 of this Act—

(A) the Administrator shall require the owner or operator of any point source to (i) establish and maintain such records, (ii) make such reports, (iii) install, use, and maintain such monitoring equipment or methods (including where appropriate, biological monitoring methods), (iv) sample such effluents (in accordance with such methods, at such locations, at such intervals, and in such manner as the Administrator shall prescribe), and (v) provide such other information as he may reasonably require;”.

Since an EPA method for sampling and analyzing PFAS in wastewater and sludge is not currently available, the PFAS sampling requirement in the Draft Permit includes a compliance schedule which delays the effective date of this requirement until the first full calendar quarter beginning 6 months after EPA has notified the Permittee that a multi-lab validated method for wastewater and biosolids is made available to the public on EPA's CWA methods program websites. For wastewater see <https://www.epa.gov/cwa-methods/other-clean-water-act-test-methods-chemical> and <https://www.epa.gov/cwa-methods>. For biosolids, see <https://www.epa.gov/cwa-methods/other-clean-water-act-test-methods-biosolids>. EPA expects

these methods will be available by the end of 2021. This approach is consistent with 40 CFR § 122.44(i)(1)(iv)(B) which states that in the case of pollutants or pollutant parameters for which there are no approved methods under 40 CFR Part 136 or methods are not otherwise required under 40 CFR chapter I, subchapter N or O, monitoring shall be conducted according to a test procedure specified in the permit for such pollutants or pollutant parameters.

5.2 Sludge Conditions

Section 405(d) of the Clean Water Act requires that EPA develop technical standards regarding the use and disposal of sewage sludge. On February 19, 1993, EPA promulgated technical standards. These standards are required to be implemented through permits. The conditions in the permit satisfy this requirement.

5.3 Infiltration/Inflow (I/I)

Infiltration is groundwater that enters the collection system through physical defects such as cracked pipes, or deteriorated joints. Inflow is extraneous flow entering the collection system through point sources such as roof leaders, yard and area drains, sump pumps, manhole covers, tide gates, and cross connections from storm water systems. Significant I/I in a collection system may displace sanitary flow, reducing the capacity and the efficiency of the treatment works and may cause bypasses to secondary treatment. It greatly increases the potential for sanitary sewer overflows (SSOs) in separate systems, and combined sewer overflows (CSOs) in combined systems.

The Draft Permit includes a requirement for the Permittee to control infiltration and inflow (I/I) within the sewer collections system it owns and operates. The Permittee shall update and continue to implement an I/I removal program commensurate with the severity of I/I in the collection system. This program may be scaled down in sections of the collection system that have minimal I/I.

The standard permit conditions for ‘Proper Operation and Maintenance’, found at 40 CFR § 122.41(e), require the proper operation and maintenance of permitted wastewater systems and related facilities to achieve compliance with permit conditions. The requirements at 40 CFR § 122.41(d) impose a ‘duty to mitigate,’ which requires the permittee to “take all reasonable steps to minimize or prevent any discharge in violation of the permit that has a reasonable likelihood of adversely affecting human health or the environment. EPA maintains that an I/I removal program is an integral component of ensuring permit compliance with the requirements of the permit under the provisions at 40 CFR § 122.41(d) and (e).

In this case, EPA notes that the median effluent flow from the facility was 0.52 MGD as shown in Appendix A. According to Winchendon’s 2020 report on I/I, “The data from the previous three years (2017 -2019) shows the estimated average annual I/I at 0.315 MGD. The 2020 annual average I/I at 0.248 MGD is 27% lower than the average over the prior three years. In 2020 the total rainfall was 41.88 inches, which is below the previous 3 years. The data does show that influent wastewater flows are affected by high groundwater and wet weather events, but overall the data for 2020 demonstrates that the work the Town has completed for I/I removal is showing

positive results.” EPA appreciates the efforts taken by the Town to reduce I/I but notes that even the 2020 data is almost half of the total flow, indicating that significant work still needs to be done to control I/I.

5.4 Operation and Maintenance of the Sewer System

General requirements for proper operation and maintenance, and mitigation have been included in Part II of the permit. Specific permit conditions have also been included in Part I.C. and I.D. of the Draft Permit. These requirements include mapping of the wastewater collection system, preparing and implementing a collection system operation and maintenance plan, reporting of unauthorized discharges including SSOs, maintaining an adequate maintenance staff, performing preventative maintenance, controlling inflow and infiltration to separate sewer collection systems (combined systems are not subject to I/I requirements) to the extent necessary to prevent SSOs and I/I related effluent violations at the Wastewater Treatment Facility, and maintaining alternate power where necessary. These requirements are included to minimize the occurrence of permit violations that have a reasonable likelihood of adversely affecting human health or the environment.

Several of the requirements in the Draft Permit are not included in the 2011 Permit, including collection system mapping, and preparation of a collection system operation and maintenance plan. EPA has determined that these additional requirements are necessary to ensure the proper operation and maintenance of the collection system and has included schedules in the Draft Permit for completing these requirements.

5.5 Compliance Schedules

Massachusetts regulations for schedules of compliance can be found at 314 CMR 3.11(10). The permitting authority must make a reasonable determination that a schedule of compliance is “appropriate” and that the schedule proposed requires compliance “as soon as possible.” *See* 40 CFR § 122.47(a), (a)(1).

6.0 Federal Permitting Requirements

6.1 Endangered Species Act

Section 7(a) of the Endangered Species Act of 1973, as amended (ESA), grants authority and imposes requirements on Federal agencies regarding endangered or threatened species of fish, wildlife, or plants (listed species) and any habitat of such species that has been designated as critical under the ESA (a “critical habitat”).

Section 7(a)(2) of the ESA requires every federal agency, in consultation with and with the assistance of the Secretary of Interior, to ensure that any action it authorizes, funds or carries out, in the United States or upon the high seas, is not likely to jeopardize the continued existence of any listed species or result in the destruction or adverse modification of critical habitat. The United States Fish and Wildlife Service (USFWS) administers Section 7 consultations for

freshwater species. The National Oceanic and Atmospheric Administration Fisheries (NOAA Fisheries) administers Section 7 consultations for marine and anadromous species.

The Federal action being considered in this case is EPA's proposed NPDES permit for the Facility's discharges of pollutants. The Draft Permit is intended to replace the 2011 Permit in governing the Facility. As the federal agency charged with authorizing the discharge from this Facility, EPA determines potential impacts to federally listed species and initiates consultation with the Services when required under § 7(a)(2) of the ESA.

EPA has reviewed the federal endangered or threatened species of fish, wildlife and plants in Winchendon to determine if EPA's proposed NPDES permit could potentially impact any such listed species. EPA has determined that one protected species under the jurisdiction of USFWS may be present in the vicinity of the Facility³¹. This species is the threatened northern long-eared bat (*Myotis septentrionalis*).

According to the USFWS, the threatened northern long-eared bat occurs "statewide" in Massachusetts. It is found in "winter – mines and caves, summer – wide variety of forested habitats". This species is not aquatic, so the Facility discharge will have no direct effect on this mammal. Further, the permit action is also expected to have no indirect effect on the species because it is not expected to impact insects, the primary prey of the northern long-eared bat. Therefore, the proposed permit action is deemed to have no impact on this listed species.

In addition, two anadromous fish species under the jurisdiction of NOAA Fisheries occur in Massachusetts waters, the shortnose sturgeon (*Acipenser brevirostrum*) and the Atlantic sturgeon (*Acipenser oxyrinchus*), classified as threatened and/or endangered. EPA reviewed threatened and endangered species distribution information from relevant sources.³² Based on this review, no protected species under the jurisdiction of NOAA Fisheries are expected to be present in the action area of the Winchendon WPCF.

EPA finds that adoption of the proposed permit will have no effect on any threatened or endangered species or its critical habitat and consultation with NOAA Fisheries or USFWS under Section 7 of the ESA is not required.

At the beginning of the public comment period, EPA notified USFWS and NOAA Fisheries Protected Resources Division that the Draft Permit and Fact Sheet were available for review and provided a link to the EPA NPDES Permit website to allow direct access to the documents.

6.2 Essential Fish Habitat

Under the 1996 Amendments (PL 104-267) to the Magnuson-Stevens Fishery Conservation and Management Act (*see* 16 U.S.C. § 1801 *et seq.*, 1998), EPA is required to consult with the

³¹ See listing for County in "Federally Listed Endangered and Threatened Species in Massachusetts." Massachusetts Natural Heritage and Endangered Species Program.

³² See NOAA Fisheries ESA Mapper at <https://www.fisheries.noaa.gov/new-england-mid-atlantic/consultations/section-7-species-critical-habitat-information-maps-greater#esa-section-7-mapper>

NOAA Fisheries if EPA's action or proposed actions that it funds, permits, or undertakes, "may adversely impact any essential fish habitat." 16 U.S.C. § 1855(b).

The Amendments broadly define "essential fish habitat" (EFH) as: "waters and substrate necessary to fish for spawning, breeding, feeding, or growth to maturity." 16 U.S.C. § 1802(10). "Adverse impact" means any impact that reduces the quality and/or quantity of EFH 50 CFR § 600.910(a). Adverse effects may include direct (e.g., contamination or physical disruption), indirect (e.g., loss of prey, reduction in species' fecundity), or site specific or habitat-wide impacts, including individual, cumulative, or synergistic consequences of actions.

EFH is only designated for fish species for which federal Fisheries Management Plans exist. *See* 16 U.S.C. § 1855(b)(1)(A). EFH designations for New England were approved by the U.S. Department of Commerce on March 3, 1999.

According to the NOAA Fisheries, Millers River is EFH for Atlantic salmon (*Salmo salar*). EPA has determined that the Draft Permit has been conditioned in such a way so as to minimize any adverse impacts on Atlantic salmon EFH for the following reasons:

- This Draft Permit action does not constitute a new source of pollutants. It is the reissuance of an existing NPDES permit.
- There is a requirement for the facility to be operated in such a way that discharges of total nitrogen are minimized. The TMDL target of a 25 % aggregate reduction from baseline nitrogen loadings is currently being met in the Connecticut River.
- Total suspended solids, biochemical oxygen demand, *Escherichia coli*, and pH are regulated by the Draft Permit to meet water quality standards.
- EPA's evaluation indicates that there is no reasonable potential for the discharge to cause or contribute to an excursion above water quality criteria for zinc, nickel, or cadmium, as the concentrations of these metals in the effluent were well below the maximum allowable concentrations that may be present in the discharge.
- The Draft Permit requires toxicity testing 4 times per year to ensure that the discharge does not present toxicity problems.
- The numeric limits for copper are more stringent than the 2011 Permit.
- The Draft Permit established new limits for aluminum and lead to meet WQS based on recent data.
- The facility withdraws no water from Millers River, so no life stages of EFH species are vulnerable to impingement or entrainment.
- The Draft Permit prohibits the discharge to cause a violation of State water quality standards.
- The Draft Permit prohibits the discharge of pollutants or combinations of pollutants in toxic amounts.
- The effluent limitations and conditions in the Draft Permit were developed to be protective of all aquatic life.

EPA believes the Draft Permit adequately protects EFH and therefore additional mitigation is not warranted. NOAA Fisheries Habitat Division will be notified and EFH consultation will be reinitiated if adverse impact to EFH are detected as a result of this permit action or if new information becomes available that changes the basis for these conclusions.

At the beginning of the public comment period, EPA notified NOAA Fisheries Habitat Division that the Draft Permit and Fact Sheet were available for review and provided a link to the EPA NPDES Permit website to allow direct access to the documents.

In addition to this Fact Sheet and the Draft Permit, information to support EPA's finding was included in a letter under separate cover and sent to the NOAA Fisheries Habitat Division during the public comment period.

7.0 Public Comments, Hearing Requests and Permit Appeals

All persons, including applicants, who believe any condition of the Draft Permit is inappropriate must raise all issues and submit all available arguments and all supporting material for their arguments in full by the close of the public comment period, to:

Michael Cobb
EPA Region 1
5 Post Office Square, Suite 100
Boston, MA 02109-3912
Telephone: (617) 918-1369
Email: Cobb.Michael@epa.gov

Due to the COVID-19 National Emergency, if comments are submitted in hard copy form, please also email a copy to the EPA contact above.

Prior to the close of the public comment period, any person, may submit a written request to EPA for a public hearing to consider the Draft Permit. Such requests shall state the nature of the issues proposed to be raised in the hearing. A public hearing may be held if the criteria stated in 40 CFR § 124.12 are satisfied. In reaching a final decision on the Draft Permit, EPA will respond to all significant comments in a Response to Comments document attached to the Final Permit and make these responses available to the public at EPA's Boston office and on EPA's website.

Following the close of the comment period, and after any public hearings, if such hearings are held, EPA will issue a Final Permit decision, forward a copy of the final decision to the applicant, and provide a copy or notice of availability of the final decision to each person who submitted written comments or requested notice. Within 30 days after EPA serves notice of the issuance of the Final Permit decision, an appeal of the federal NPDES permit may be commenced by filing a petition for review of the permit with the Clerk of EPA's Environmental Appeals Board in accordance with the procedures at 40 CFR § 124.19.

8.0 Administrative Record

Following U.S. Centers for Disease Control and Prevention (CDC) and U.S. Office of Personnel Management (OPM) guidance and specific state guidelines impacting our regional offices, EPA's workforce has been directed to telework to help prevent transmission of the coronavirus. While in this workforce telework status, there are practical limitations on the ability of Agency

personnel to allow the public to review the administrative record in person at the EPA Boston office. However, any documents relating to this draft can be requested from the individual listed above.

The administrative record on which this Draft Permit is based may be accessed at EPA's Boston office by appointment, Monday through Friday, excluding holidays from Michael Cobb, EPA Region 1, 5 Post Office Square, Suite-100, Boston, MA 02109-3912 or requested via email from Cobb.Michael@epa.gov.

June 2021

Date

Ken Moraff, Director
Water Division
U.S. Environmental Protection Agency

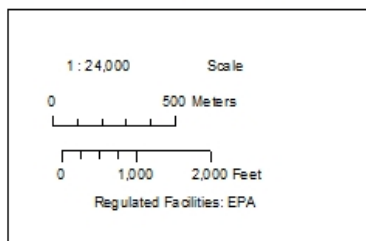
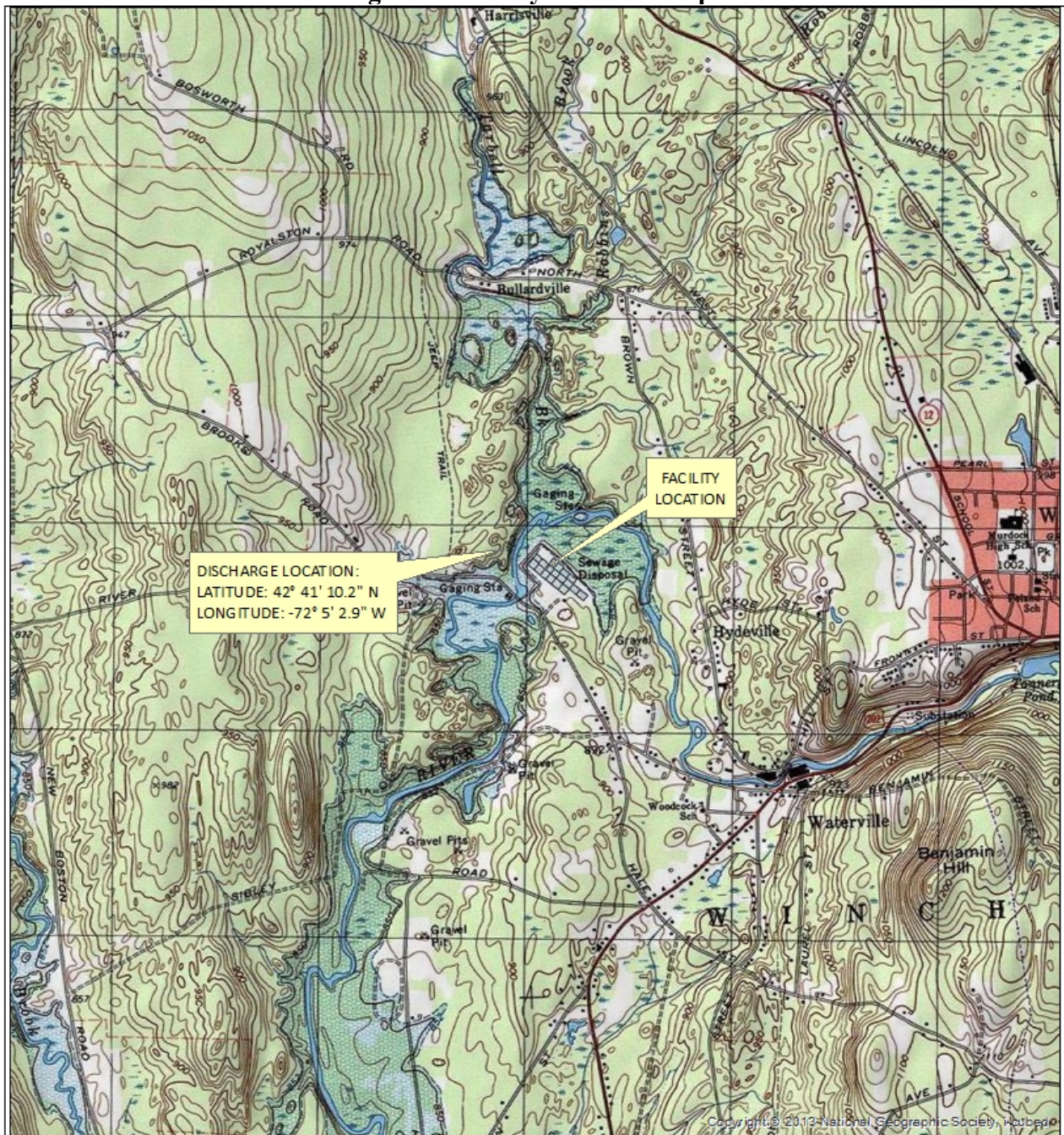
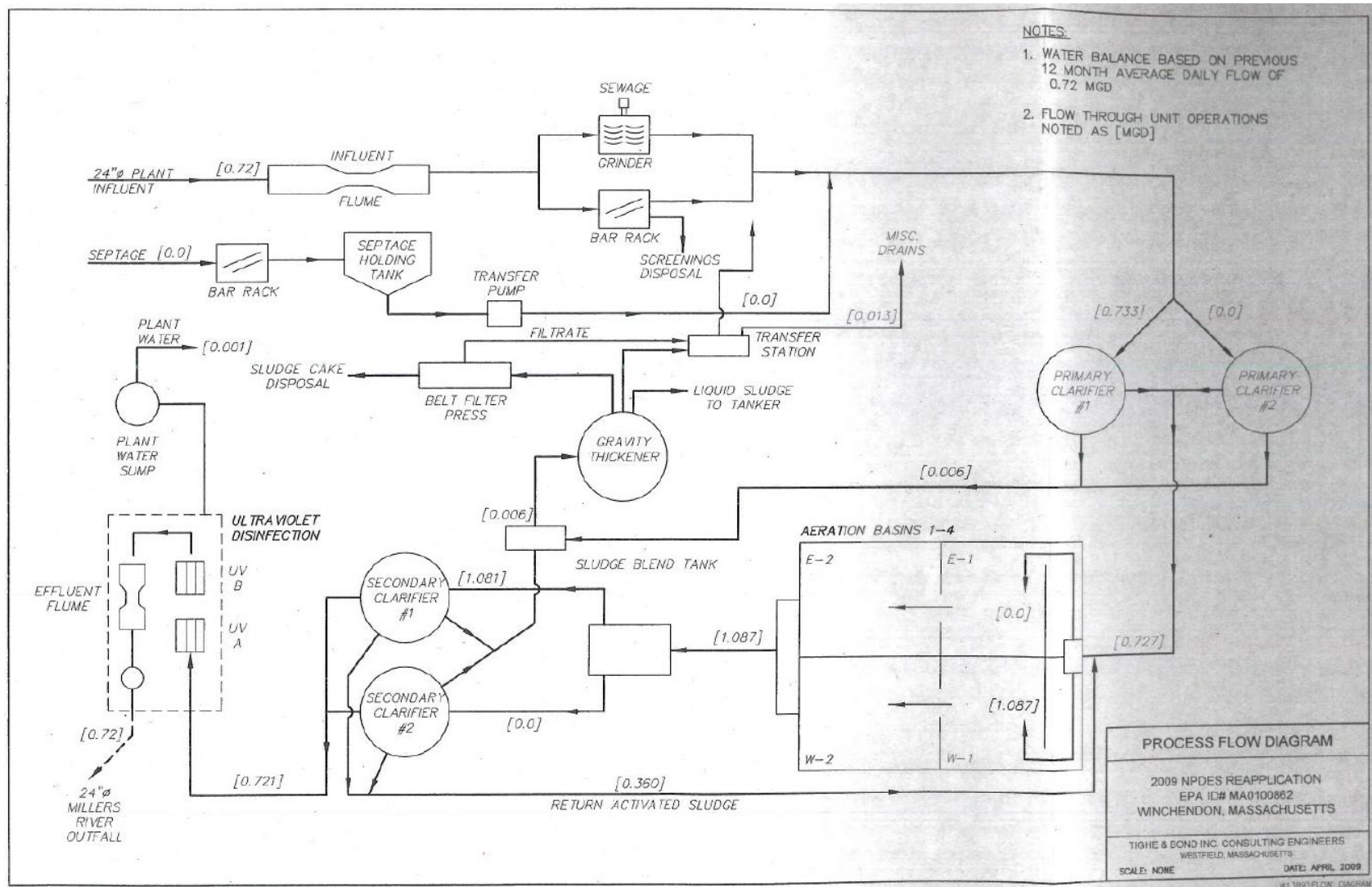
Figure 1: Facility Location Map

FIGURE 1
Location Map
Winchendon WWTF
Winchendon, Massachusetts



1/13/2021

Figure 2: Process Flow Diagram



Outfall 001

Parameter	Flow	Flow	BOD5	BOD5	BOD5	BOD5	BOD5	BOD5
	Annual Rolling Ave	Daily Max	Monthly Ave	Monthly Ave	Weekly Ave	Daily Max	Daily Max	Minimum
Units	MGD	MGD	lb/d	mg/L	mg/L	mg/L	mg/L	%
Effluent Limit	1.1	Report	138	15	25	30	Report	85
Minimum	0.254	0.26	0	0	0	0	0	94
Maximum	0.704	4.04	63	10.3	14	6	14	99.4
Median	0.5245	0.601	Non-Detect	Non-Detect	Non-Detect	Non-Detect	4	97.55
No. of Violations	0	N/A	0	0	0	0	N/A	0
9/30/2015	0.51	0.83	< 9	< 4	< 4	5		97.8
10/31/2015	0.502	0.52	< 13	< 4	5	5		98.1
11/30/2015	0.49	0.375	< 11	< 4	< 4		< 4	98
12/31/2015	0.456	0.538	< 17	< 4	< 4		< 4	96.9
1/31/2016	0.458	0.534	< 18	< 4	< 4		< 4	95.2
2/29/2016	0.482	0.632	< 9	< 2	< 4		< 4	98.7
3/31/2016	0.496	0.705	< 29	< 5	5		6	95
4/30/2016	0.467	1.2	< 23	< 5	6		6	97
5/31/2016	0.469	0.76	< 14	< 4	5		5	98.4
6/30/2016	0.455	0.35	< 9	< 4	< 4	< 4		97.8
7/31/2016	0.434	0.27	< 8	< 4	< 4	< 4		98.1
8/31/2016	0.433	0.33	< 9	< 4	< 5	5		97.6
9/30/2016	0.43	0.47	< 9	< 4	< 5	6		97.2
10/31/2016	0.426	0.41	< 9	< 4	< 4	< 4		97.4
11/30/2016	0.422	0.332	< 11	< 4	< 4		< 4	97.6
12/31/2016	0.418	0.488	< 17	< 4	< 4		< 4	97.4
1/31/2017	0.421	0.571	< 17	< 4	< 4		< 4	97.6
2/28/2017	0.413	0.536	< 20	< 5	6		6	97
3/31/2017	0.404	0.597	< 31	< 7	14		14	96.8
4/30/2017	0.425	2.26	< 32	< 4	< 4		< 4	96.3
5/31/2017	0.459	1.97	< 26	< 4	< 4		< 4	97.3
6/30/2017	0.483	1.8	< 22	< 4	< 4	< 4		97.5
7/31/2017	0.489	0.38	< 10	< 4	< 4	< 4		98.5
8/31/2017	0.49	0.32	< 9	< 4	< 4	< 4		98.6
9/30/2017	0.492	0.37	< 9	< 4	< 4	< 4		98.5
10/31/2017	0.509	2.38	< 19	< 4	< 4	< 4		97.9
11/30/2017	0.526	0.547	< 16	< 4	< 4		< 4	98
12/31/2017	0.519	0.403	< 14	< 4	< 4		< 4	98.2
1/31/2018	0.531	0.718	< 31	< 5	11		11	95.5
2/28/2018	0.552	0.811	< 43	< 6	10		10	94.5
3/31/2018	0.571	0.815	< 25	< 4	< 4		< 4	97

Outfall 001

Parameter	Flow	Flow	BOD5	BOD5	BOD5	BOD5	BOD5	BOD5
	Annual Rolling Ave	Daily Max	Monthly Ave	Monthly Ave	Weekly Ave	Daily Max	Daily Max	Minimum
Units	MGD	MGD	lb/d	mg/L	mg/L	mg/L	mg/L	%
Effluent Limit	1.1	Report	138	15	25	30	Report	85
4/30/2018	0.568	1.64	< 29	< 4	< 4		< 4	96.3
5/31/2018	0.538	0.96	< 15	< 4	< 4		< 4	98.2
6/30/2018	0.516	0.75	< 12	< 4	< 4	< 4		98.6
7/31/2018	0.526	0.85	< 15	< 4	< 4	< 4		97.8
8/31/2018	0.579	1.98	< 26	< 4	< 4	< 4		96.7
9/30/2018	0.613	2.61	< 31	< 4	< 4	< 4		98
10/31/2018	0.626	0.96	< 22	< 4	< 4	< 4		97
11/30/2018	0.673	1.118	42	< 4	< 4		< 4	96
12/31/2018	0.704	1.43	< 24	< 4	< 4		4	96
1/31/2019	0.695	0.605	22	5	7		7	96
2/28/2019	0.668	0.456	18	5	8		8	96.8
3/31/2019	0.643	0.526	19	5	6		6	97
4/30/2019	0.658	4.04	29	4	4		4	94
5/31/2019	0.673	1.01	23	4	4		4	96.7
6/30/2019	0.686	0.468	17	4	4	4		97.4
7/31/2019	0.681	0.36	12	4	4	4		98
8/31/2019	0.63	0.294	10	4	4	4		98.1
9/30/2019	0.254	0.29	9	4	4	4		98.7
10/31/2019	0.571	0.371	13	4	4	4		98.5
11/30/2019	0.523	0.541	22	5	7		7	97.1
12/31/2019	0.535	0.921	44	4.6	6		6	96.8
1/31/2020	0.542	0.681	63	10.3	11		12	99.4
2/29/2020	0.555	1.25	38	8.3	12		10	95.9
3/31/2020	0.572	0.732	39	6.2	7		7	97
4/30/2020	0.562	1.39	38	4.9	7		7	97.7
5/31/2020	0.558	3.6	29	5.9	7.5		10	97.6
6/30/2020	0.541	0.32	9	4	4	4		98.7
7/31/2020	0.533	0.54	10	4	4	4		98.7
8/31/2020	0.527	0.26	8	4	4	4		98.7

Outfall 001

Parameter	TSS	TSS	TSS	TSS	TSS	TSS	pH	pH
	Monthly Ave	Monthly Ave	Weekly Ave	Daily Max	Daily Max	Minimum	Minimum	Maximum
Units	lb/d	mg/L	mg/L	mg/L	mg/L	%	SU	SU
Effluent Limit	138	15	25	30	Report	85	6.5	8.3
Minimum	2	1	1	2	2	94.1	6.3	6.9
Maximum	40	4	7	5	8	99.8	7.2	8
Median	8	2	2	3	3	99	6.6	7.15
No. of Violations	0	0	0	0	N/A	0	1	0
9/30/2015	6	2	2	5		99.4	6.7	7.1
10/31/2015	9	3	5	5		98.8	6.5	7
11/30/2015	4	1	2		2	99.6	6.5	7
12/31/2015	7	2	2		2	99.2	6.5	6.9
1/31/2016	8	2	2		4	98.9	6.3	7
2/29/2016	8	2	2		2	98.9	6.6	7.1
3/31/2016	15	3	3		5	98	6.6	7.2
4/30/2016	18	4	6		7	97.8	6.6	7
5/31/2016	8	2	3		4	99.1	6.7	7.1
6/30/2016	4	1	2	3		99.5	6.5	7.3
7/31/2016	2	1	1	2		99.7	6.6	7
8/31/2016	3	2	2	3		99.5	6.6	7
9/30/2016	3	1	2	2		99.6	6.7	7.1
10/31/2016	3	1	2	2		99.6	6.5	7
11/30/2016	5	2	3		3	99.4	6.6	7.1
12/31/2016	7	2	2		2	99	6.6	7
1/31/2017	7	1	2		2	99.1	6.5	6.9
2/28/2017	9	2	2		3	98.7	6.5	7
3/31/2017	10	2	4		5	98.5	6.6	7
4/30/2017	28	4	6		8	97	6.5	7.1
5/31/2017	10	2	2		5	98.9	6.5	7.1
6/30/2017	6	1	3	2		99.4	6.6	7.1
7/31/2017	3	1	2	3		99.6	6.5	7.1
8/31/2017	2	1	1	2		99.7	6.6	7.1
9/30/2017	3	1	1	2		99.7	6.6	6.9
10/31/2017	6	2	2	4		99.3	6.5	7.3
11/30/2017	5	1	1		2	99.6	6.5	7.1
12/31/2017	4	1	2		2	99.5	6.6	7
1/31/2018	11	2	2		3	98.8	6.5	7.8
2/28/2018	14	2	3		5	98.7	6.5	7.4
3/31/2018	12	2	3		4	98.5	6.5	7.1

Outfall 001

Parameter	TSS	TSS	TSS	TSS	TSS	TSS	pH	pH
	Monthly Ave	Monthly Ave	Weekly Ave	Daily Max	Daily Max	Minimum	Minimum	Maximum
Units	lb/d	mg/L	mg/L	mg/L	mg/L	%	SU	SU
Effluent Limit	138	15	25	30	Report	85	6.5	8.3
4/30/2018	11	2	3		3	98.7	6.5	7
5/31/2018	7	2	2		3	99.2	6.6	7.1
6/30/2018	5	2	3	4		99.4	6.6	6.9
7/31/2018	7	2	4	5		99.1	6.6	7.1
8/31/2018	9	1	2	3		98.9	6.5	7.2
9/30/2018	8	1	2	3		99	6.7	7.4
10/31/2018	8	1	2	3		99	6.8	7.3
11/30/2018	40	4	7		8	95	6.9	7.3
12/31/2018	10	2	2		3	98	6.9	7.2
1/31/2019	10	2	2		2	98	6.9	7.3
2/28/2019	7	2	2		2	98.1	6.8	7.5
3/31/2019	8	2	2		2	99	6.6	8
4/30/2019	17	2	2		2	97	6.8	7.2
5/31/2019	12	2	2		2	98.8	6.7	7.3
6/30/2019	9	2	2	2		98.6	6.8	7.4
7/31/2019	7	2	3	4		99	6.7	7.5
8/31/2019	5	2	2	2		99	7.2	7.4
9/30/2019	5	2	2	2		99.4	7.1	7.4
10/31/2019	7	2	2	2		99.3	7	7.3
11/30/2019	9	2	2		2	99	7	7.5
12/31/2019	20	3	5		5	98.7	7	7.3
1/31/2020	12	2	2		2	94.1	6.9	7.4
2/29/2020	9	2	2		2	99.1	7	7.3
3/31/2020	13	2	2		2	99.6	7	7.3
4/30/2020	20	3	3		4	99.7	7	7.3
5/31/2020	10	2	3		3	99.8	6.9	7.4
6/30/2020	6	3	4	4		99.7	7.2	7.5
7/31/2020	5	2	3	3		98.7	7	7.4
8/31/2020	4	2	3	4		99.5	6.9	7.9

Outfall 001

Parameter	E. coli	E. coli	Ammonia	Ammonia	Ammonia	Ammonia	Ammonia	Ammonia
	Monthly Geometric Mean	Daily Max	Monthly Ave	Monthly Ave	Monthly Ave	Weekly Ave	Daily Max	Daily Max
Units	CFU/100mL	CFU/100mL	lb/d	mg/L	mg/L	mg/L	mg/L	mg/L
Effluent Limit	126	409	37	4	Report	6	8	Report
Minimum	0	0	0	0	0	0	0	0
Maximum	2	1550	2.7	1.2	12.9	1.2	2	12.9
Median	Non-Detect	2	0.1	0.1	0.1	0.1	0.1	0.1
No. of Violations	0	1	0	0	N/A	0	0	N/A
9/30/2015	< 1	5	0.05	0.1		0.1	0.1	
10/31/2015	< 2	40	0.75	0.8		0.8	1.5	
11/30/2015					0			0
12/31/2015					0			0
1/31/2016					0			0
2/29/2016					4			4
3/31/2016					0			0
4/30/2016	< 2	18			0			0
5/31/2016	< 1	< 1			0			0
6/30/2016	< 2	32	0.2	0.2		0.2	0.4	
7/31/2016	< 2	225	0	0		0	0	
8/31/2016	< 1	15	0	0		0	0	
9/30/2016	< 2	7	0	0		0	0	
10/31/2016	< 1	1	0.01	0		0	0	
11/30/2016					0			0
12/31/2016					0			0
1/31/2017					1			1
2/28/2017					1			1
3/31/2017					0			0
4/30/2017	< 1	< 1			1			1
5/31/2017	< 1	1			0			0
6/30/2017	< 1	< 1	0.86	0.9		0.9	1.7	
7/31/2017	< 1	< 1	0	0		0	0	
8/31/2017	< 1	1	0.1	0.1		0.1	0.1	
9/30/2017	< 1	1	0.05	0.1		0.1	0.1	
10/31/2017	< 3	1550	0.1	0.1		0.1	0.1	
11/30/2017					0			0
12/31/2017					0			0
1/31/2018					5			5
2/28/2018					1			1
3/31/2018					0			0

Outfall 001

Parameter	E. coli	E. coli	Ammonia	Ammonia	Ammonia	Ammonia	Ammonia	Ammonia
	Monthly Geometric Mean	Daily Max	Monthly Ave	Monthly Ave	Monthly Ave	Weekly Ave	Daily Max	Daily Max
Units	CFU/100mL	CFU/100mL	lb/d	mg/L	mg/L	mg/L	mg/L	mg/L
Effluent Limit	126	409	37	4	Report	6	8	Report
4/30/2018	< 1	1			0			0
5/31/2018	< 1	7			0			0
6/30/2018	< 1	3	0.15	0.2		0.2	0.2	
7/31/2018	< 1	2	0.1	0.1		0.1	0.1	
8/31/2018	< 3	36	0.05	0.1		0.1	0.1	
9/30/2018	< 2	15	0.05	0.1		0.1	0.1	
10/31/2018	< 2	6	0.1	0.1		0.1	0.1	
11/30/2018					0.1			0.1
12/31/2018					0.1			0.1
1/31/2019					0			0
2/28/2019					3			3
3/31/2019					1			1
4/30/2019	1	2			3			3
5/31/2019	1	1			0.1			0.1
6/30/2019	1	1	1.21	0.2		0.2	0.3	
7/31/2019	1	1	0.29	0.1		0.1	0.1	
8/31/2019	1	4	0.41	0.2		0.2	0.2	
9/30/2019	1	2	2.7	1.2		1.2	2	
10/31/2019	1	2	0.23	0.1		0.1	0.1	
11/30/2019					0.1			0.1
12/31/2019					0.1			0.1
1/31/2020					5.9			5.9
2/29/2020					12.9			12.9
3/31/2020					10.9			11.4
4/30/2020	1	1			4.5			4.5
5/31/2020	2	19			3.2			3.2
6/30/2020	1	1	0.94	0.4		0.7	0.7	
7/31/2020	1	3	0.33	0.1		0.1	0.1	
8/31/2020	1	8	0.21	0.1		0.1	0.1	

Outfall 001

Parameter	TKN	TKN	TN	TN	TN	TN	Nitrite+Nitrate
	Monthly Ave	Daily Max	Monthly Ave	Monthly Ave	Daily Max	Daily Max	Monthly Ave
Units	mg/L	mg/L	lb/d	mg/L	lb/d	mg/L	mg/L
Effluent Limit	Report	Report	Report	Report	Report	Report	Report
Minimum	0	0	2.9	2.9	8.89	3.78	0.1
Maximum	10.87	21	152.24	24.1	199.75	26.6	24.1
Median	0.15	0.2	36.125	10.255	46.76	11.85	9.2825
No. of Violations	N/A	N/A	N/A	N/A	N/A	N/A	N/A
9/30/2015	10.5	21	10.01	4.4	8.89	8.9	14.95
10/31/2015	0	0	68.38	18.4	18.8	18.8	18.35
11/30/2015	0	0	18.25	18.25	58.63	19	18.25
12/31/2015	0	0	15.15	15.15	47.49	15.7	15.15
1/31/2016	0.5	1	9.13	9.13	50.85	9.55	8.63
2/29/2016	2.9	5.7	11.33	11.33	45.54	13	8.49
3/31/2016	0.7	1.3	8.73	8.73	50.23	9.21	8.08
4/30/2016	1	2	46.99	7.6	51.37	8.11	6.495
5/31/2016	0	1	50.18	12.8	51.64	12.9	12.35
6/30/2016	0	0	28.12	10.2	12.72	12.7	10.18
7/31/2016	0	0	30.01	14.7	15.4	15.4	14.7
8/31/2016	0	0	46.59	21.4	22.5	22.5	21.4
9/30/2016	0	0	48.61	23.8	24.4	24.4	23.81
10/31/2016	0	0	49.24	21.5	24.98	25	21.53
11/30/2016	0	0	11.5	11.5	32.3	11.6	11.39
12/31/2016	0.1	0.1	2.9	2.9	11.66	3.78	2.845
1/31/2017	0.1	0.1	9.23	9.23	61.53	11.9	9.18
2/28/2017	1	1.9	13.51	13.51	41.68	14.28	12.555
3/31/2017	1	1.5	7.91	7.91	49.44	9.88	6.905
4/30/2017	4	7	152.24	9.92	199.75	12.41	5.52
5/31/2017	0	0	59.56	10.2	77.96	12.3	10.195
6/30/2017	0.7	1.4	130.01	11	14.5	14.5	10.65
7/31/2017	0	0	29.49	10.6	17.4	17.4	10.6
8/31/2017	0.2	0.2	39.02	17.7	20	20	17.55
9/30/2017	0	0	50.42	18.3	22.1	22.1	18.3
10/31/2017	0.1	0.1	49.64	22.5	24.7	24.7	22.5
11/30/2017	0.1	0.1	15.35	15.35	67.74	17.6	15.35
12/31/2017	0	0	16.45	16.45	64.63	18.9	16.45
1/31/2018	2.3	4.5	12.7	12.7	41.45	14.2	10.445
2/28/2018	1.9	2.5	11.73	11.73	69.06	13.8	9.825
3/31/2018	0	0	8.36	8.36	59.17	9.48	8.36

Outfall 001

Parameter	TKN	TKN	TN	TN	TN	TN	Nitrite+Nitrate
	Monthly Ave	Daily Max	Monthly Ave	Monthly Ave	Daily Max	Daily Max	Monthly Ave
Units	mg/L	mg/L	lb/d	mg/L	lb/d	mg/L	mg/L
Effluent Limit	Report	Report	Report	Report	Report	Report	Report
4/30/2018	0	0	48.59	7.44	49.91	7.66	7.435
5/31/2018	0	0	51.48	9.39	54.22	9.74	9.385
6/30/2018	0	0	59.99	21.1	24.6	24.6	21.05
7/31/2018	0	0	34.51	12.4	12.4	12.4	12.35
8/31/2018	0	0	37.74	7.3	10.4	10.4	7.34
9/30/2018	0.1	0.1	46.6	15.7	52.24	17.4	15.65
10/31/2018	0.1	0.1	45.6	6.7	48.8	7.1	6.67
11/30/2018	0.25	0.4	74.8	9.01	93.88	10.3	8.8
12/31/2018	0.2	0.3	52.8	8.41	54.47	10.6	8.26
1/31/2019	0.2	0.3	5.41	5.41	46.03	8.76	5
2/28/2019	2.7	3.9	11.15	11.15	49.04	12	8.515
3/31/2019	1.7	1.9	11.7	11.7	35.43	11.8	10.06
4/30/2019	1	2	45.83	8.45	47.83	8.56	7.2
5/31/2019	0.15	0.2	38.5	5.48	44.4	7	5.38
6/30/2019	0.15	0.2	48	8.54	51.1	9.12	8.44
7/31/2019	0.2	0.3	25.7	8.81	30.1	10.3	8.66
8/31/2019	0.15	0.2	29.2	10.93	36.2	14	10.83
9/30/2019	0.01	0.01	23.9	10.6	24.5	10.9	10.6
10/31/2019	0.1	0.1	54.3	24.1	59.9	26.6	24.1
11/30/2019	1.05	2	33.5	9.65	38.2	10.4	8.65
12/31/2019	0.75	1.3	89.5	7.71	144.7	8.07	6.96
1/31/2020	3.35	4	51.9	7.33	57.8	7.86	3.98
2/29/2020	7.1	7.7	48.4	10.31	48.6	10.9	3.2
3/31/2020	10.87	14.6	68.3	12.9	79.1	15.8	2.02
4/30/2020	5.2	6.3	58.3	7.68	68	9.16	2.48
5/31/2020	3.25	3.6	41.8	6.44	47.9	6.5	3.19
6/30/2020	0.85	0.9	19.4	7.51	20.2	8.06	6.66
7/31/2020	0.1	0.1	28.2	8.54	37.3	8.8	0.1
8/31/2020	0.23	0.3	17.2	8.69	19.5	9.75	8.81

Outfall 001

Parameter	Nitrite+Nitrate	TP	TP	TP	TP	Copper	Copper
	Daily Max	Monthly Ave	Monthly Ave	Monthly Ave	Daily Max	Monthly Ave	Daily Max
Units	mg/L	lb/d	mg/L	mg/L	mg/L	ug/L	ug/L
Effluent Limit	Report	Report	0.5	Report	Report	15	18
Minimum	0.1	0.05	0.02	0.02	0.02	0	0
Maximum	26.6	3.46	1	0.91	1.92	17	29
Median	10.4	0.295	0.07	0.09	0.12	8	8.5
No. of Violations	N/A	N/A	3	N/A	N/A	1	2
9/30/2015	21	0.97	0.42		0.6	0	0
10/31/2015	18.8	1.58	0.49		0.79	13	13
11/30/2015	19	1.04		0.36	0.37	9	9
12/31/2015	15.7	2.52		0.81	0.83	9	9
1/31/2016	9.55	3.2		0.62	0.78	8	8
2/29/2016	9.66	3.46		0.91	0.93	7	7
3/31/2016	8.25	2.08		0.37	0.38	6	6
4/30/2016	7.41	2.2	0.44		0.56	8	8
5/31/2016	12.5	1.69	0.53		0.66	12	12
6/30/2016	12.72	1.18	0.48		0.61	12	12
7/31/2016	15.4	1.04	0.55		0.84	13	13
8/31/2016	22.5	0.89	0.41		0.58	17	17
9/30/2016	24.4	2.18	1		1.92	13	13
10/31/2016	24.98	0.67	0.29		0.66	13	13
11/30/2016	11.39	0.22		0.09	0.09	10	10
12/31/2016	3.68	0.76		0.23	0.26	12	12
1/31/2017	11.8	0.34		0.09	0.11	9	9
2/28/2017	14.28	0.71		0.24	0.26	13	13
3/31/2017	9.38	0.65		0.12	0.14	8	8
4/30/2017	5.53	0.88	0.08		0.19	6	7
5/31/2017	12.3	0.15	0.03		0.06	9	9
6/30/2017	14.5	0.19	0.03		0.06	6	6
7/31/2017	17.4	0.05	0.02		0.03	8	8
8/31/2017	19.9	0.14	0.06		0.11	9	9
9/30/2017	22.1	0.15	0.06		0.09	12	12
10/31/2017	24.7	0.8	0.1		0.32	14	14
11/30/2017	17.6	1.02		0.21	0.34	9	9
12/31/2017	18.9	0.25		0.07	0.09	11	11
1/31/2018	14.2	0.33		0.12	0.21	8	8
2/28/2018	12.5	0.35		0.06	0.09	7	7
3/31/2018	9.48	1.08		0.15	0.2	8	8

Outfall 001

Parameter	Nitrite+Nitrate	TP	TP	TP	TP	Copper	Copper
	Daily Max	Monthly Ave	Monthly Ave	Monthly Ave	Daily Max	Monthly Ave	Daily Max
Units	mg/L	lb/d	mg/L	mg/L	mg/L	ug/L	ug/L
Effluent Limit	Report	Report	0.5	Report	Report	15	18
4/30/2018	7.66	0.17	0.03		0.06	8	8
5/31/2018	9.74	0.6	0.18		0.38	7	7
6/30/2018	24.6	0.2	0.08		0.2	14	14
7/31/2018	12.4	0.42	0.11		0.22	12	12
8/31/2018	10.4	0.59	0.07		0.16	9	9
9/30/2018	17.4	0.16	0.02		0.04	6	6
10/31/2018	7.05	0.23	0.04		0.08	14.8	29
11/30/2018	10.3	0.72		0.07	0.11	7	9
12/31/2018	10.3	0.16		0.03	0.03	10	12
1/31/2019	9	0.3		0.05	0.08	8	8
2/28/2019	8.92	0.24		0.06	0.1	13	13
3/31/2019	10.2	0.09		0.03	0.04	14	21
4/30/2019	7.94	0.24	0.03		0.09	10	10
5/31/2019	7	0.29	0.04		0.1	4	4
6/30/2019	8.92	0.29	0.5		0.1	8	8
7/31/2019	10	0.25	0.08		0.2	5	5
8/31/2019	13.8	0.06	0.07		0.04	4	4
9/30/2019	10.9	0.07	0.04		0.13	4	4
10/31/2019	26.6	0.31	0.07		0.17	11	11
11/30/2019	10.4	0.24		0.07	0.08	5	5
12/31/2019	7.87	0.24		0.02	0.02	3	3
1/31/2020	4.1	0.14		0.02	0.02	8	10
2/29/2020	3.22	0.09		0.02	0.02	8	8
3/31/2020	3.27	0.11		0.02	0.02	4	4
4/30/2020	2.86	0.15	0.02		0.02	3	3
5/31/2020	3.6	0.09	0.02		0.02	5	5
6/30/2020	7.26	0.05	0.02		0.02	6	6
7/31/2020	0.1	0.05	0.02		0.02	6	6
8/31/2020	9.75	0.12	0.04		0.32	4	4

WET Effluent Data

Parameter	LC50 Acute Ceriodaphnia	LC50 Acute Pimephales	C-NOEC Chronic Ceriodaphnia	Noel Statre 7Day Chronic Pimephales	Ammonia	Aluminum	Cadmium	Copper
	Daily Min	Daily Min	Daily Min	Daily Min	Daily Max	Daily Max	Daily Max	Daily Max
Units	%	%	%	%	mg/L	mg/L	mg/L	mg/L
Effluent Limit	100	100	22	22	Report	Report	Report	Report
Minimum	100	100	6.25	22	0	0.037	0	0.0056
Maximum	100	100	100	100	6.52	0.44	0.0002	0.047
Median	100	100	75	100	0.3	0.095	Non-Detect	0.01
No. of Violations	0	0	1	0	N/A	N/A	N/A	N/A
10/31/2015	100	100	100	100	<0.1	0.44	<0.0005	0.01
1/31/2016	100	100	50	100	0.42	0.18	<0.0005	0.007
4/30/2016	100	100	100	100	0.85	0.28	<0.0005	0.009
7/31/2016	100	100	100	100				
10/31/2016	100	100	100	100	<0.1	0.075	<0.0002	0.021
1/31/2017	100	100	100	100	1.5	0.2	0.0001	0.0092
4/30/2017	100	100	100	100	0.54	0.16	0.0002	0.0056
7/31/2017	100	100	6.25	100	<0.1	0.095	<0.0001	0.0063
10/31/2017	100	100	22	100	<0.1	0.04	<0.0001	0.047
1/31/2018	100	100	100	100	0.59	0.076	<0.0001	0.026
4/30/2018	100	100	100	100				
7/31/2018	100	100	100	100	0.15	0.17	<0.0001	0.036
10/31/2018	100	100	100	100	0.11	0.089	<0.0001	0.029
12/31/2018					0.21	0.19	<0.0001	0.013
1/31/2019	100	100	22	22	1.1	0.14	<0.0001	0.025
4/30/2019	100	100	22	22	1.4	0.078	<0.0001	0.0082
7/31/2019	100	100	22	22	<0.1	0.037	<0.0001	0.019
10/31/2019	100	100	22	22	0.39	0.049	<0.0003	0.016
1/31/2020	100	100	22	22		0.11	<0.0001	0.01
4/30/2020	100	100	22	22	6.52	0.056	<0.0001	0.0079
7/31/2020	100	100	22	22	0.13	0.066	<0.0003	0.0098

WET Effluent Data

Parameter	Lead	Nickel	Zinc	Hardness
	Daily Max	Daily Max	Daily Max	Daily Max
Units	mg/L	mg/L	mg/L	mg/L
Effluent Limit	Report	Report	Report	Report
Minimum	0	0.0015	0.021	32
Maximum	0.0028	0.015	0.05	61
Median	0.0005	0.0039	0.033	42
No. of Violations	N/A	N/A	N/A	N/A
10/31/2015	<0.0005	0.003	0.022	47
1/31/2016	<0.0005	0.003	0.037	50
4/30/2016	<0.0005	0.002	0.024	43
7/31/2016				
10/31/2016	0.0004	0.0032	0.031	38
1/31/2017	0.0003	0.0025	0.026	50
4/30/2017	0.0003	0.002	0.029	56
7/31/2017	0.0004	0.0047	0.021	37
10/31/2017	0.0028	0.0057	0.05	32
1/31/2018	0.0015	0.0027	0.036	37
4/30/2018				
7/31/2018	0.0019	0.0048	0.037	42
10/31/2018	0.0016	0.0048	0.033	42
12/31/2018	0.0007	0.0039	0.03	41
1/31/2019	0.0007	0.0073	0.037	38
4/30/2019	0.0003	0.0015	0.027	55
7/31/2019	0.001	0.015	0.042	41
10/31/2019	0.0006	0.004	0.043	36
1/31/2020	0.0004	0.0049	0.034	53
4/30/2020	0.0005	0.0045	0.027	61
7/31/2020	0.0008	0.0033	0.033	38

WET Ambient Data

Parameter	pH	Ammonia	Aluminum	Cadmium	Copper	Lead	Nickel	Zinc	Hardness
	Daily Max	Daily Max	Daily Max	Daily Max	Daily Max	Daily Max	Daily Max	Daily Max	Daily Max
Units	S.U.	mg/L	mg/L	mg/L	mg/L	mg/L	mg/L	mg/L	mg/L
Effluent Lim	Report	Report	Report	Report	Report	Report	Report	Report	Report
Minimum	5.69	0	0.1	0	0	0.0007	0	0.007	7
Maximum	7.85	0.22	0.21	0	0.042	0.0036	0.0028	0.031	18
Median	6.45	Non-Detect	0.145	Non-Detect	0.00565	0.00165	0.0005	0.012	9.5
No. of Violat	N/A	N/A	N/A	N/A	N/A	N/A	N/A	N/A	N/A
10/31/2015	6.02	<0.1	0.16	<0.0005	<0.002	0.001	<0.002	0.008	8.4
1/31/2016	6.27	<0.1	0.15	<0.0005	<0.002	0.0007	<0.002	0.01	11
4/30/2016	6.27	<0.1	0.15	<0.0005	0.001	0.0009	<0.002	0.007	9.5
7/31/2016		<0.1	0.11	<0.0005	0.002	0.003	<0.002	0.007	14
10/31/2016	7.11	<0.1	0.1	<0.0002	0.0031	0.0019	<0.002	0.012	18
1/31/2017	6.18	<0.1	0.17	<0.0001	0.0012	0.0007	<0.001	0.012	12
4/30/2017	6.57	<0.1	0.15	<0.0001	0.0021	0.0026	<0.001	0.014	8.8
7/31/2017	7.18	<0.1	0.13	<0.0001	0.0021	0.002	<0.001	0.0075	9.2
10/31/2017	6.45	<0.1	0.12	<0.0001	0.042	0.0036	0.0028	0.031	7.2
1/31/2018	6.46	0.12	0.19	<0.0001	0.028	0.0025	0.0022	0.027	11
4/30/2018									
7/31/2018	7.01	0.11	0.12	<0.0003	0.033	0.0033	0.0024	0.028	10
10/31/2018	7.85	0.22	0.2	<0.0001	0.028	0.0026	0.002	0.025	9.5
12/31/2018	6.11	<0.1	0.21	<0.0001	0.0084	0.0011	0.0012	0.015	8.4
1/31/2019	6.19	<0.1	0.14	<0.0001	0.0098	0.001	0.0011	0.013	9.3
4/30/2019	6.2	<0.1	0.12	<0.0001	0.0091	0.0011	0.001	0.012	9.5
7/31/2019	6.45	0.11	0.15	<0.0001	0.0089	0.0023	0.0012	0.012	10
10/31/2019	6.16	<0.1	0.12	<0.0003	0.0085	0.0014	<0.001	0.011	8
1/31/2020	7.48	<0.1	0.21	<0.0001	0.0041	0.0008	<0.001	0.012	7
4/30/2020	5.69	<0.1	0.13	<0.0001	0.0054	0.0009	0.0011	0.022	9
7/31/2020	6.7	0.12	0.13	<0.0003	0.0059	0.0027	0.0013	0.011	14

A reasonable potential analysis is completed using a single set of critical conditions for flow and pollutant concentration that will ensure the protection of water quality standards. To determine the critical condition of the effluent, EPA projects an upper bound of the effluent concentration based on the observed monitoring data and a selected probability basis. EPA generally applies the quantitative approach found in Appendix E of EPA's *Technical Support Document for Water Quality-based Toxics Control* (TSD)¹ to determine the upper bound of the effluent data. This methodology accounts for effluent variability based on the size of the dataset and the occurrence of non-detects (i.e., samples results in which a parameter is not detected above laboratory detection limits). For datasets of 10 or more samples, EPA uses the upper bound effluent concentration at the 95th percentile of the dataset. For datasets of less than 10 samples, EPA uses the maximum value of the dataset.

EPA uses the calculated upper bound of the effluent data, along with a concentration representative of the parameter in the receiving water, the critical effluent flow, and the critical upstream flow to project the downstream concentration after complete mixing using the following simple mass-balance equation:-

$$C_s Q_s + C_e Q_e = C_d Q_d$$

Where:

C_s = upstream concentration (median value of available ambient data)

Q_s = upstream flow (7Q10 flow upstream of the outfall)

C_e = effluent concentration (95th percentile or maximum of effluent concentration)

Q_e = effluent flow of the facility (design flow)

C_d = downstream concentration

Q_d = downstream flow ($Q_s + Q_e$)

Solving for the downstream concentration results in:

$$C_d = \frac{C_s Q_s + C_e Q_e}{Q_d}$$

When both the downstream concentration (C_d) and the effluent concentration (C_e) exceed the applicable criterion, there is reasonable potential for the discharge to cause, or contribute to an excursion above the water quality standard. See 40 C.F.R. § 122.44(d). When EPA determines that a discharge causes, has the reasonable potential to cause, or contribute to such an excursion, the permit must contain

WQBELs for the parameter. *See* 40 C.F.R. § 122.44(d)(1)(iii). Limits are calculated by using the criterion as the downstream concentration (C_d) and rearranging the mass balance equation to solve for the effluent concentration (C_e).

For any pollutant(s) with an existing WQBEL, EPA notes that the analysis described in 40 CFR § 122.44(d)(1)(i) has already been conducted in a previous permitting action demonstrating that there is reasonable potential to cause or contribute to an excursion of WQS. Given that the permit already contains a WQBEL based on the prior analysis and the pollutant(s) continue to be discharged from the facility, EPA has determined that there is still reasonable potential for the discharge of this pollutant(s) to cause or contribute to an excursion of WQS. Therefore, the WQBEL will be carried forward unless it is determined that a more stringent WQBEL is necessary to continue to protect WQS or that a less stringent WQBEL is allowable based on anti-backsliding regulations at CWA §§ 402(o) and 303(d)(4) and 40 CFR § 122.44(l). For these pollutant(s), if any, the mass balance calculation is not used to determine whether there is reasonable potential to cause or contribute to an excursion of WQS, but rather is used to determine whether the existing limit needs to be more stringent in order to continue to protect WQS.

From a technical standpoint, when a pollutant is already being controlled as a result of a previously established WQBEL, EPA has determined that it is not appropriate to use new effluent data to reevaluate the need for the existing limit because the reasonable potential to cause or contribute to an excursion of WQS for the uncontrolled discharge was already established in the previous permit. If EPA were to conduct such an evaluation and find no reasonable potential for the controlled discharge to cause or contribute to an excursion of WQS, that finding could be interpreted to suggest that the effluent limit should be removed. However, the new permit without the effluent limit would imply that existing controls are unnecessary, that controls could be removed and then the pollutant concentration could rise to a level where there is, once again, reasonable potential for the discharge to cause or contribute to an excursion of WQS. This could result in an illogical cycle of applying and removing pollutant controls with each permit reissuance. EPA's technical approach on this issue is in keeping with the Act generally and the NPDES regulations specifically, which reflect a precautionary approach to controlling pollutant discharges.

The table below presents the reasonable potential calculations and, if applicable, the calculation of the limits required in the permit. Refer to the pollutant-specific section of the Fact Sheet for a detailed discussion of these calculations, any assumptions that were made and the resulting permit requirements.

Appendix B – Reasonable Potential and Limits Calculations

NPDES Permit No. MA0100862

Pollutant	Q _s	C _s ¹	Q _e	C _e ²		Q _d	C _d		Criteria		Reasonable Potential		Limits	
	cfs	mg/L	cfs	Acute (mg/L)	Chronic (mg/L)	cfs	Acute (mg/L)	Chronic (mg/L)	Acute (mg/L)	Chronic (mg/L)	C _e & C _d > Acute Criteria	C _e & C _d > Chronic Criteria	Acute (mg/L)	Chronic (mg/L)
Ammonia (Warm)	4.34	0.0	1.70	8.0	4.0	6.04	2.3	1.1	33.2	3.4	Y	Y	8.0	4.0
Ammonia (Cold)		0.0		11.2	11.2		3.2	3.2	33.2	6.7	N	N	N/A	N/A
Phosphorus		0.00		N/A	0.50		N/A	0.14	N/A	0.100	Y	Y	N/A	0.35
		µg/L		µg/L	µg/L		µg/L	µg/L	µg/L	µg/L			µg/L	µg/L
Aluminum		145.0		322.6	322.6		195.1	195.1	750	87	N	Y	N/A	87.0
Cadmium		0.0		0.1	0.1		0.0	0.0	0.4	0.1	N	N	N/A	N/A
Copper		5.7		2.6	2.1		4.8	4.6	2.9	2.2	Y	Y	2.6	2.1
Lead		1.7		2.1	2.1		1.8	1.8	9.6	0.4	N	Y	N/A	0.4
Nickel		0.5		8.9	8.9		2.9	2.9	113.4	12.6	N	N	N/A	N/A
Zinc		12.0		46.4	46.4		21.7	21.7	28.9	28.9	N	N	N/A	N/A

¹Median concentration for the receiving water just upstream of the facility's discharge taken from the WET testing data during the review period (see Appendix A).

²Values represent the 95th percentile (for n ≥ 10) or maximum (for n < 10) concentrations from the DMR data and/or WET testing data during the review period (see Appendix A). If the pollutant already has a WQBEL (for either acute or chronic conditions), the value represents the existing limit.



Commonwealth of Massachusetts
Executive Office of Energy & Environmental Affairs

Department of Environmental Protection

One Winter Street Boston, MA 02108 • 617-292-5500

Charles D. Baker
Governor

Karyn E. Polito
Lieutenant Governor

Kathleen A. Theoharides
Secretary

Martin Suuberg
Commissioner

TO: File

FROM: Xiaodan Ruan, MassDEP

SUBJECT: Winchendon WPCF NPDES Permit (MA0100862) 7Q10 Flow Analysis

DATE: April 3, 2020

7Q10 and 30Q10 Streamflow Analyses:

The 7Q10 and 30Q10 flows of the Millers River at the Winchendon WPCF were obtained using the streamflow data from U.S. Geological Survey gage station 01162000, Millers River near Winchendon, MA ("USGS 01162000"), located a few hundred yards downstream of the point of discharge, as follows:

- Analysis from SWToolbox 1.0.4 of the last 30 years of streamflow data (4/1/1989 - 3/31/2019) at USGS 01162000

Harmonic Mean Streamflow Analysis:

The Harmonic Mean flow for the Millers River at the Winchendon WPCF was obtained using the streamflow data from U.S. Geological Survey gage station 01162000, Millers River near Winchendon, MA ("USGS 01162000"), located a few hundred yards downstream of the point of discharge, as follows:

- Analysis from SWToolbox 1.0.4 of the last 70 years of streamflow data (4/1/1949 - 3/31/2019) at USGS 01162000

Table 1 shows the 7Q10 and 30Q10 for the Winchendon WPCF. Table 2 shows the Harmonic Mean for the Winchendon WPCF. Figure 1 shows the locations of Winchendon WPCF and USGS 01162000. It also partially shows the Millers River and the neighboring watersheds.

This information is available in alternate format. Contact Michelle Waters-Ekanem, Director of Diversity/Civil Rights at 617-292-5751.

TTY# MassRelay Service 1-800-439-2370

MassDEP Website: www.mass.gov/dep

Printed on Recycled Paper

Table 1: 7Q10 and 30Q10 Calculations for Winchendon WPCF

	7Q10 Flow (cfs)	30Q10 Flow (cfs)	Comments
A. Flow at USGS 01162000	4.34	6.80	Period of record: 4/1/1989 - 3/31/2019 calculated from SWToolbox 1.0.4
Flow at Winchendon WPCF	4.34	6.80	Flow at Winchendon WPCF = Flow at USGS 01162000

Table 2: Harmonic Mean Calculation for Winchendon WPCF

	Harmonic Mean Flow (cfs)	Comments
B. Flow at USGS 01162000	44.7	Period of record: 4/1/1949 - 3/31/2019 calculated from SWToolbox 1.0.4
Flow at Winchendon WPCF	44.7	Flow at Winchendon WPCF = Flow at USGS 01162000

Dilution Factor

The dilution factor was calculated as follows:

$$7Q10 \text{ Dilution Factor} = (Q_s + Q_d) / Q_d$$

Where:

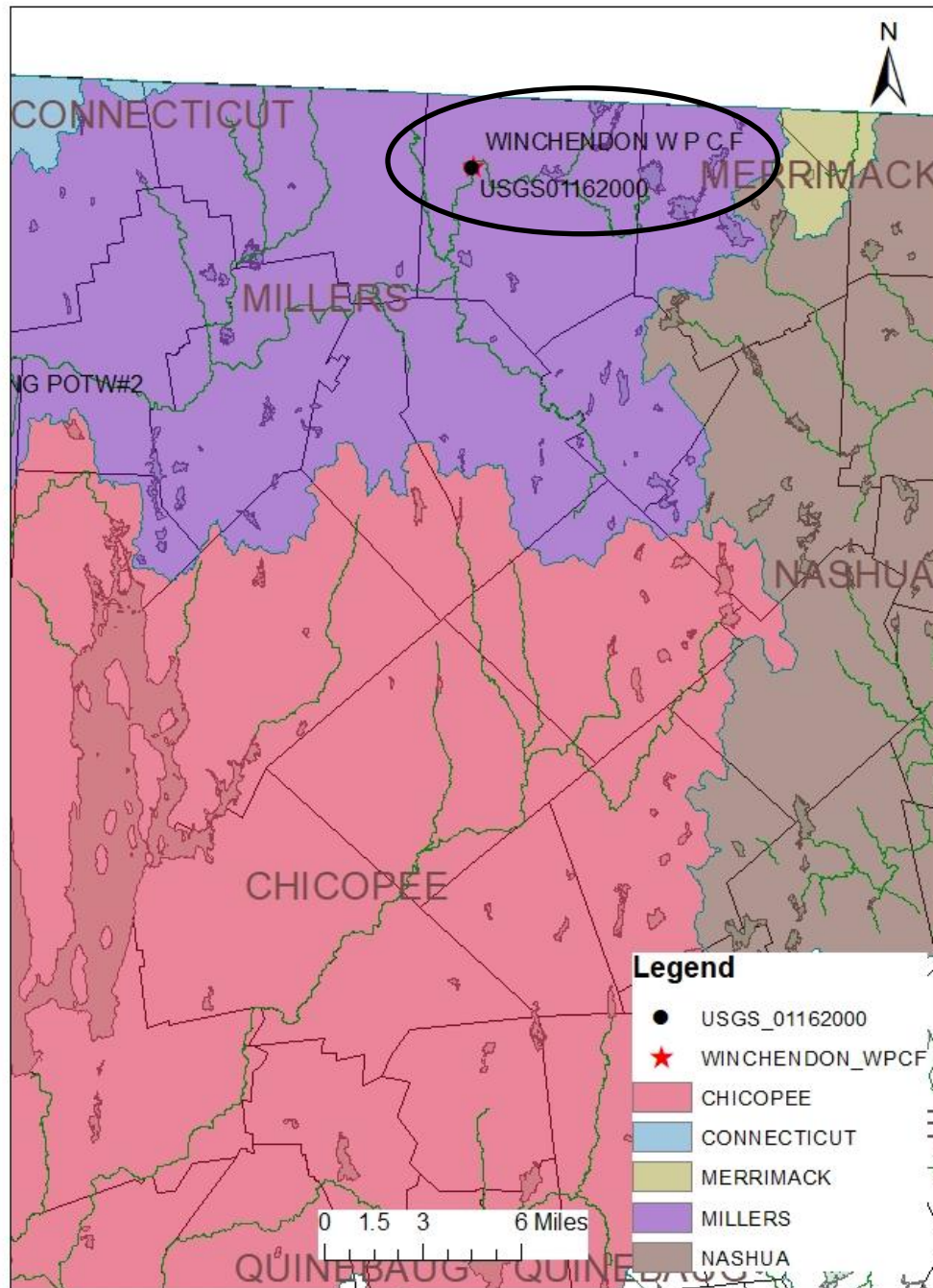
Q_s = 7Q10 flow of Millers River at the Winchendon WPCF = 4.34 cfs

Q_d = Design flow of the Winchendon WPCF = 1.1MGD = 1.70 cfs

$$7Q10 \text{ Dilution Factor} = (4.34 \text{ cfs} + 1.70 \text{ cfs}) / 1.70 \text{ cfs} = \mathbf{3.55}$$

Note that a majority of the Winchendon WPCF discharge (Q_d) is derived from water sources (groundwater/surface water withdrawals) from within the Winchendon WPCF watershed.

Figure 1. Winchendon WPCF and USGS 01162000



Appendix D

TOTAL NITROGEN OUT-OF-BASIN LOADS 2015-2019

Permit #	Name	Type	Design Flow (MGD)	2015 Average Load (lb/day)	2016 Average Load (lb/day)	2017 Average Load (lb/day)	2018 Average Load (lb/day)	2019 Average Load (lb/day)	2015-2019 Avg Load (lb/day)
Total Massachusetts Out-of-Basin Load			262	11,215	9,767	10,557	10,631	11,705	10,775
Total Massachusetts Connecticut River Load			179.6	8,945	7,695	8,390	8,341	9,390	8,050
MA0101613	SPRINGFIELD REGIONAL WTP	POTW	67.00	2,377	1,643	1,953	1,684	2,593	1,531
MA0101508	CHICOPEE WPC	POTW	15.50	2,092	1,854	1,872	1,895	1,957	1,987
MA0101630	HOLYOKE WPCF	POTW	17.50	644	687	747	593	589	651
MA0101214	GREENFIELD WPCF	POTW	3.20	467	460	386	482	444	446
MA0100994	GARDNER WWTF	POTW	5.00	470	377	455	404	429	424
MA0101818	NORTHAMPTON WWTP	POTW	8.60	412	355	393	453	482	420
MA0100218	AMHERST WWTP	POTW	7.10	411	335	342	377	375	384
MA0100455	SOUTH HADLEY WWTF	POTW	4.20	325	288	364	315	325	337
MA0101478	EASTHAMPTON WWTP	POTW	3.80	186	262	329	639	399	324
MA0101800	WESTFIELD WWTP	POTW	6.10	225	221	189	211	235	224
MA0110264	AUSTRALIS AQUACULTURE, LLC	IND	0.30	138	116	107	74	74	117
MA0101168	PALMER WPCF	POTW	5.60	92	84	100	125	136	109
MA0100137	MONTAGUE WWTF	POTW	1.80	78	55	215	78	67	107
MA0100099	HADLEY WWTP	POTW	0.54	76	65	109	67	69	78
MA0100889	WARE WWTP	POTW	1.00	89	87	72	78	98	77
MA0101257	ORANGE WWTP	POTW	1.10	62	58	91	91	67	75
MA0003697	BARNHARDT MANUFACTURING	IND	0.89	78	49	54	96	61	67
MA0103152	BARRE WWTF	POTW	0.30	81	50	50	49	43	61
MA0101567	WARREN WWTP	POTW	1.50	42	124	38	55	44	61
MA0000469	SEAMAN PAPER OF MASSACHUSETTS	IND	1.10	97	53	62	46	56	57
MA0100005	ATHOL WWTF	POTW	1.75	56	40	39	44	43	51
MA0101061	NORTH BROOKFIELD WWTP	POTW	0.62	51	40	47	50	138	50
MA0110043	MCLAUGHLIN STATE TROUT HATCHERY	IND	7.50	44	43	41	37	38	41
MA0100919	SPENCER WWTP	POTW	1.08	33	31	29	71	367	38
MA0100862	WINCHENDON WPCF	POTW	1.10	33	29	48	40	35	35
MA0101290	HATFIELD WWTF	POTW	0.50	37	28	28	27	29	34
MA0101052	ERVING WWTP #2	POTW	2.70	38	38	33	25	31	34
MA0100340	TEMPLETON WWTF	POTW	2.80	35	18	21	35	15	26
MAG580004	SOUTH DEERFIELD WWTP	POTW	0.85	33	18	18	27	15	22
MA0040207	CHANG FARMS INC	IND	0.65	15	34	20	20	22	22
MA0110035	MCLAUGHLIN/SUNDERLAND STATE FISH HATCHERY	IND	2.10	22	19	20	25	18	22
MA0102148	BELCHERTOWN WRF	POTW	1.00	13	11	11	5.6	8	20
MAG580002	SHELBURNE WWTF	POTW	0.25	13	17	17	21	15	17
MAG580005	SUNDERLAND WWTF	POTW	0.50	12	13	10	9.3	5	13
MAG580001	OLD DEERFIELD WWTP	POTW	0.25	14	13	12	12	14	13
MA0110051	MCLAUGHLIN/BITZER STATE TROUT HATCHERY	IND	1.43	12	12	8.2	8.2	8	13
MA0032573	NORTHFIELD MT HERMON SCHOOL WWTP	POTW	0.45	7.6	15	10	10	8	13

Appendix D

TOTAL NITROGEN OUT-OF-BASIN LOADS 2015-2019

Permit #	Name	Type	Design Flow (MGD)	2015 Average Load (lb/day)	2016 Average Load (lb/day)	2017 Average Load (lb/day)	2018 Average Load (lb/day)	2019 Average Load (lb/day)	2015-2019 Avg Load (lb/day)
MA0100102	HARDWICK WPCF	POTW	0.23	5.9	13	4.3	17	7	10
MA0100200	NORTHFIELD WWTF	POTW	0.28	6.8	6.5	10	14	12	8.1
MA0101516	ERVING WWTP #1	POTW	1.02	6.1	3.7	10	7.5	5	6.9
MA0102776	ERVING WWTP #3	POTW	0.010	2.9	6.9	8.0	7.5	2	6.3
MA0102431	HARDWICK WWTP	POTW	0.040	1.5	11	6.9	2.3	2	5.9
MAG580003	CHARLEMONT WWTF	POTW	0.050	4.2	4.8	4.8	4.8	3	5.2
MA0101265	HUNTINGTON WWTP	POTW	0.20	4.1	5.6	4.3	5.2	2	4.7
MA0100188	MONROE WWTF	POTW	0.020	1.4	1.2	2.3	1.7	1	1.6
MA0000272	PAN AM RAILWAYS YARD	IND	0.015	0.13	0.12	0.47	0.18	0	0.19
MA0001350	LS STARRETT PRECISION TOOLS	IND	0.025	0.0	0.08	0.07	0.04	0	0.05
MA0100161	ROYALSTON WWTP	POTW	0.039	0.49	0.43	0.49	0.60	1	0.59
Total Massachusetts Housatonic Load			29.4	1,605	1,509	1,612	1,707	1,739	1,626
MA0101681	PITTSFIELD WWTF	POTW	17.00	1,176	1,145	1,245	1,319	1,241	1,213
MA0000671	CRANE WWTP	POTW	3.10	142	108	116	107	147	126
MA0101524	GREAT BARRINGTON WWTF	POTW	3.20	120	100	99	124	133	111
MA0100935	LENOX CENTER WWTF	POTW	1.19	67	59	71	78	69	65
MA0001848	ONYX SPECIALTY PAPERS INC - WILLOW MILL	IND	1.10	39	44	33	22	27	38
MA0005011	PAPERLOGIC TURNERS FALLS MILL(6)	IND	0.70	17	12	6.5	Term	Term	30
MA0100153	LEE WWTF	POTW	1.25	17	14	15	35	27	20
MA0101087	STOCKBRIDGE WWTP	POTW	0.30	15	16	13	10	18	13
MA0103110	WEST STOCKBRIDGE WWTF	POTW	0.076	3.8	4.3	5.0	3.7	75	4.4
MA0001716	MEADWESTVACO CUSTOM PAPERS LAUREL MILL	IND	1.5	7.9	5.7	7.2	7.8	4	6.6
Total Massachusetts Thames River Load			11.8	666	564	556	583	576	609
MA0100439	WEBSTER WWTF	POTW	6.00	393	328	292	344	325	349
MA0100901	SOUTHBRIDGE WWTF	POTW	3.77	149	154	151	130	145	152
MA0101141	CHARLTON WWTF	POTW	0.45	75	41	68	70	55	59
MA0100421	STURBRIDGE WPCF	POTW	0.75	21	18	19	20	22	24
MA0101796	LEICESTER WATER SUPPLY WWTF	POTW	0.35	27	22	26	19	26	24
MA0100170	OXFORD ROCHDALE WWTP	POTW	0.50	1.0	0.23	0.57	0.49	3	0.9

NOTES:

1) *italics* = estimated load based on average conc & flow from other years, or if no data for any years, assumed concentration of 19.6 mg/L.

2) The loads represent annual totals, based on annual daily average flow and daily average nitrogen concentration.

3) Term = Permit was terminated in that year

4) This summary only includes POTWs and Industrial sources for which there was nitrogen monitoring at the outfalls for treated effluent and/or process wastewater.

Appendix D

TOTAL NITROGEN OUT-OF-BASIN LOADS 2015-2019

Permit #	Name	Type	Design Flow (MGD)	2015 Average Load (lb/day)	2016 Average Load (lb/day)	2017 Average Load (lb/day)	2018 Average Load (lb/day)	2019 Average Load (lb/day)	2015-2019 Avg Load (lb/day)
Total New Hampshire Out-of-Basin Load			31.5	1,457	1,370	1,555	1,154	1,066	1,321
NH0000621	BERLIN STATE FISH HATCHERY	IND	6.1	13	13	15	8.7	2	10
NH0000744	NH DES (TWIN MTN STATE FISH HATCHERY)	IND	1.0	5.8	6.2	5.5	5.1	4	5
NH0100099	HANOVER WWTF	POTW	2.3	<u>341</u>	313	350	361	308	334
NH0100145	LANCASTER WWTF	POTW	1.2	78	45	72	63	65	64
NH0100153	LITTLETON WWTP	POTW	1.5	36	24	31	45	27	33
NH0100200	NEWPORT WWTF	POTW	1.3	<u>63</u>	<u>80</u>	<u>80</u>	<u>79</u>	75	75
NH0100366	LEBANON WWTF	POTW	3.2	<u>136</u>	132	127	152	138	137
NH0100382	HINSDALE WWTP	POTW	0.3	17	11	20	16	15	16
NH0100510	WHITEFIELD WWTF	POTW	0.2	22	15	18	24	47	25
NH0100544	SUNAPEE WWTF	POTW	0.6	<u>32</u>	<u>32</u>	50	33	32	36
NH0100765	CHARLESTOWN WWTP	POTW	1.1	13	12	19	22	18	17
NH0100790	KEENE WWTF	POTW	6.0	<u>397</u>	<u>394</u>	<u>452</u>	<u>40</u>	21	261
NH0101052	TROY WWTF	POTW	0.3	15	12	13	25	26	18
NH0101150	WEST SWANZEY WWTP	POTW	0.2	6.4	7.8	7.8	15	8	9
NH0101168	MERIDEN VILLAGE WATER DISTRICT	POTW	0.1	2.5	1.4	2.9	1.3	1	2
NH0101257	CLAREMONT WWTF	POTW	3.9	<u>161</u>	<u>161</u>	163	146	158	158
NH0101392	BETHLEHEM VILLAGE WWTP (1)	POTW	0.3	26	25	29	25	24	26
NHG580226	GROVETON WWTP	POTW	0.4	13	10	12	14	16	13
NHG580315	COLEBROOK WWTP	POTW	0.5	23	21	31	31	30	27
NHG580391	CHESHIRE COUNTY MAPLEWOOD NURSING HOME	POTW	0.040	1.6	1.3	1.5	1.3	1	1
NHG580404	WINCHESTER WWTP	POTW	0.28	11	3.9	13	8.3	9	9
NHG580421	LISBON WWTF	POTW	0.3	23	19	17	17	18	19
NHG580536	STRATFORD VILLAGE SYSTEM	POTW	0.1	1.9	3.9	2.5	2.8	2	3
NHG580978	WOODSVILLE WWTF	POTW	0.3	15	19	19	13	16	16
NHG581206	NORTHUMBERLAND VILLAGE WPCF	POTW	0.1	3.3	3.5	2.6	3.1	3	3
NHG581214	STRATFORD-MILL HOUSE	POTW	0.0	1.5	2.2	1.8	2.3	4	2
NHG581249	LANCASTER GRANGE WWTP	POTW	0.0	0.53	0.45	0.49	0.44	0	0

NOTES:

1) *italics* = estimated load based on average conc & flow from other years, or if no data for any years, assumed concentration of 19.6 mg/L. For Newport, NH, based on average

2) The loads represent annual totals, based on annual daily average flow and daily average nitrogen concentration.

3) Term = Permit was terminated in that year

4) This summary only includes POTWs and Industrial sources for which there was nitrogen monitoring at the outfalls for treated effluent and/or process wastewater.

Appendix D

TOTAL NITROGEN OUT-OF-BASIN LOADS 2015-2019

Permit #	Name	Type	Design Flow (MGD)	2015 load (lb/day)	2016 load (lb/day)	2017 load (lb/day)	2018 load (lb/day)	2019 load (lb/day)	2015-2019 Avg Load (lb/day)
	Total Vermont Out-of-Basin Load		18.3	1,255	1,146	1,221	1,421	988	1,206
VT0000019	WEIDMANN ELECTRICAL TECHNOLOGY INC	IND	0.25	1.4	1.4	1.2	1.7	1.9	1.5
VT0000108	PUTNEY PAPER COMPANY MILL & LAGOONS	IND	0.28	26	20	22	17	20.3	21.2
VT0000248	FIBERMARK	IND	2.00	82	89	106	92	96.8	93.1
VT0100013	BELLOWS FALLS WWTF	POTW	1.40	136	136	102	179	108.7	132.4
VT0100048	BETHEL	POTW	0.13	4.0	2.4	6.5	3.5	7.9	4.9
VT0100064	BRATTLEBORO WWTF	POTW	3.01	487	446	501	421	297.0	430.5
VT0100081	CHESTER MTP	POTW	0.19	5.0	4.5	5.6	7.6	9.3	6.4
VT0100145	LUDLOW WWTF	POTW	0.71	27	35	41	42	56.5	40.4
VT0100277	PUTNEY	POTW	0.09	16	11	16	21	7.3	14.1
VT0100285	RANDOLPH	POTW	0.41	23	21	20	28	4.7	19.5
VT0100374	SPRINGFIELD WWTF	POTW	2.20	133	133	120	130	77.1	118.7
VT0100447	WINDSOR-WESTON HEIGHTS	POTW	0.02	0.53	1.2	0.88	1.0	0.5	0.8
VT0100579	ST JOHNSBURY	POTW	1.60	23	13	24	146	83.3	57.7
VT0100595	LYNDON WWTP	POTW	0.76	21	16	24	21	24.3	21.2
VT0100625	CANAAN MTP	POTW	0.19	15	16	19	17	12.0	15.8
VT0100633	DANVILLE WPCF	POTW	0.07	3.5	7.6	4.4	4.3	4.4	4.8
VT0100706	WILMINGTON WWTP	POTW	0.15	15.9	10.0	4.7	17.2	11.0	11.7
VT0100731	READSBORO WPC	POTW	0.76	3.2	2.8	3.8	4.0	2.9	3.3
VT0100749	S. WOODSTOCK WWTF	POTW	0.06	1.9	0.7	1.2	3.9	8.1	3.2
VT0100757	WOODSTOCK WWTP	POTW	0.46	23	24	26	22	19.5	22.9
VT0100765	WOODSTOCK - TAFTSVILLE	POTW	0.02	0.24	0.20	0.55	0.87	0.8	0.5
VT0100803	BRADFORD WPCP	POTW	0.15	9.1	7.7	9.4	8.5	9.0	8.8
VT0100846	BRIDGEWATER WWTF	POTW	0.05	0.91	1.0	1.1	1.1	0.9	1.0
VT0100854	ROYALTON WWTF	POTW	0.08	4.6	4.7	7.7	5.0	4.1	5.2
VT0100862	CAVENDISH WWTF	POTW	0.16	10	9	11	15	10.4	11.3
VT0100919	WINDSOR WWTF	POTW	1.13	69	66	65	71	50.0	64.3
VT0100943	CHELSEA WWTF	POTW	0.07	8.2	4.8	8.9	9.9	4.2	7.2
VT0100951	RYEGATE FIRE DEPARTMENT .#2	POTW	0.01	1.1	1.9	2.1	0.76	0.5	1.2
VT0100978	HARTFORD - QUECHEE	POTW	0.31	53	12	12	10	11.2	19.9
VT0101010	HARTFORD WWTF	POTW	1.23	31	30	34	89	26.8	42.1
VT0101044	WHITINGHAM(JACKSONVILLE)	POTW	0.06	3.5	3.4	2.8	3.1	3.1	3.2
VT0101061	LUNENBURG FIRE DISTRICT #2	POTW	0.09	6.9	5.6	3.2	7.8	3.7	5.5
VT0101109	WHITINGHAM	POTW	0.02	1.4	1.5	1.2	3.0	0.8	1.6
VT0101141	SHERBURNE WPCF	POTW	0.31	8.3	7.7	10	16	8.4	10.0

NOTES:

- 1) *italics* = estimated load based on average conc & flow from other years, or if no data for any years, assumed concentration of 19.6 mg/L.
- 2) The loads represent annual totals, based on annual daily average flow and daily average nitrogen concentration.
- 3) Term = Permit was terminated in that year

Appendix D

TOTAL NITROGEN OUT-OF-BASIN LOADS 2015-2019

Permit #	Name	Type	Design Flow (MGD)	2015 load (lb/day)	2016 load (lb/day)	2017 load (lb/day)	2018 load (lb/day)	2019 load (lb/day)	2015-2019 Avg Load (lb/day)
-----------------	-------------	-------------	----------------------------------	-------------------------------	-------------------------------	-------------------------------	-------------------------------	-------------------------------	--

4) This summary only includes POTWs and Industrial sources for which there was nitrogen monitoring at the outfalls for treated effluent and/or process wastewater.

UNITED STATES ENVIRONMENTAL
PROTECTION AGENCY – REGION 1 (EPA)
WATER DIVISION
5 POST OFFICE SQUARE
BOSTON, MASSACHUSETTS 02109

MASSACHUSETTS DEPARTMENT OF
ENVIRONMENTAL PROTECTION (MASSDEP)
COMMONWEALTH OF MASSACHUSETTS
1 WINTER STREET
BOSTON, MASSACHUSETTS 02108

EPA PUBLIC NOTICE OF A DRAFT NATIONAL POLLUTANT DISCHARGE ELIMINATION SYSTEM (NPDES) PERMIT TO DISCHARGE INTO WATERS OF THE UNITED STATES UNDER SECTION 402 OF THE CLEAN WATER ACT (CWA), AS AMENDED, AND MASSDEP PUBLIC NOTICE OF EPA REQUEST FOR STATE CERTIFICATION UNDER SECTION 401 OF THE CWA.

PUBLIC NOTICE PERIOD: June 4, 2021 - July 6, 2021

PERMIT NUMBER: **MA0100862**

PUBLIC NOTICE NUMBER: MA-17-21

NAME AND MAILING ADDRESS OF APPLICANT:

Town of Winchendon
109 Front Street
Winchendon, MA 01475

NAME AND ADDRESS OF THE FACILITY WHERE DISCHARGE OCCURS:

Winchendon Water Pollution Control Facility (WPCF)
637 River Street
Winchendon, Massachusetts 01475

RECEIVING WATER AND CLASSIFICATION:

Millers River (Class B)

PREPARATION OF THE DRAFT PERMIT AND EPA REQUEST FOR CWA § 401 CERTIFICATION:

EPA is issuing for public notice and comment the Draft NPDES Permit for the Winchendon WPCF, which discharges treated municipal wastewater. Waste thickened sludge is trucked to the Cranston, RI Wastewater Treatment Facility for incineration. The effluent limits and permit conditions have been drafted pursuant to, and assure compliance with, the CWA, including EPA-approved State Surface Water Quality Standards at 314 CMR 4.00. MassDEP cooperated with EPA in the development of the Draft NPDES Permit. MassDEP retains independent authority under State law to publish for public notice and issue a separate Surface Water Discharge Permit for the discharge, not the subject of this notice, under the Massachusetts Clean Waters Act, M.G.L. c. 21, §§ 26-53.

In addition, EPA has requested that MassDEP grant or deny certification of this Draft Permit pursuant to Section 401 of the CWA and implementing regulations. Under federal regulations governing the NPDES program at 40 Code of Federal Regulations (CFR) § 124.53(e), state certification shall contain conditions that are necessary to assure compliance with the applicable provisions of CWA sections 208(e), 301, 302, 303, 306, and 307 and with appropriate requirements of State law, including any conditions more stringent than those in the Draft Permit that MassDEP finds necessary to meet these requirements. Furthermore, MassDEP may provide a statement of the extent to which each condition of the Draft Permit can be made

less stringent without violating the requirements of State law.

INFORMATION ABOUT THE DRAFT PERMIT:

The Draft Permit and explanatory Fact Sheet may be obtained at no cost at <https://www.epa.gov/npdes-permits/massachusetts-draft-individual-npdes-permits> or by contacting:

Michael Cobb
U.S. Environmental Protection Agency – Region 1
5 Post Office Square, Suite 100 (06-1)
Boston, MA 02109-3912
Telephone: (617) 918-1369
Email: Cobb.Michael@epa.gov

Following U.S. Centers for Disease Control and Prevention (CDC) and U.S. Office of Personnel Management (OPM) guidance and specific state guidelines impacting our regional offices, EPA's workforce has been directed to telework to help prevent transmission of the coronavirus. While in this workforce telework status, there are practical limitations on the ability of Agency personnel to allow the public to review the administrative record in person at the EPA Boston office. However, any electronically available documents that are part of the administrative record can be requested from the EPA contact above.

PUBLIC COMMENT AND REQUESTS FOR PUBLIC HEARINGS:

All persons, including applicants, who believe any condition of this Draft Permit is inappropriate must raise all reasonably ascertainable issues and submit all reasonably available arguments supporting their position by **July 6**, 2021, which is the close of the public comment period. Comments, including those pertaining to EPA's request for CWA § 401 certification, should be submitted to the EPA contact at the address or email listed above. Upon the close of the public comment period, EPA will make all comments available to MassDEP. All commenters who want MassDEP to consider their comments in the state decision-making processes

(i.e., the separate state permit and the CWA § 401 certification) must submit such comments to MassDEP during the state comment period for the state Draft Permit and CWA § 401 certification. For information on submitting such comments to MassDEP, please follow the instructions found in the state public notice at: <https://www.mass.gov/service-details/massdep-public-hearings-comment-opportunities>.

Any person, prior to the close of the EPA public comment period, may submit a request in writing to EPA for a public hearing on the Draft Permit under 40 CFR § 124.10. Such requests shall state the nature of the issues proposed to be raised in the hearing. A public hearing may be held after at least thirty days public notice if the Regional Administrator finds that response to this notice indicates significant public interest. In reaching a final decision on this Draft Permit, the Regional Administrator will respond to all significant comments and make the responses available to the public.

Due to the COVID-19 National Emergency, if comments are submitted in hard copy form, please also email a copy to the EPA contact above.

FINAL PERMIT DECISION:

Following the close of the comment period, and after a public hearing, if such hearing is held, the Regional Administrator will issue a final permit decision and notify the applicant and each person who has submitted written comments or requested notice.

KEN MORAFF, DIRECTOR
WATER DIVISION

LEALDON LANGLEY, DIRECTOR
DIVISION OF WATERSHED MGMT

UNITED STATES ENVIRONMENTAL
PROTECTION AGENCY – REGION 1

MASSACHUSETTS DEPARTMENT OF
ENVIRONMENTAL PROTECTION