

**B:OMARIN®**



999 THIRD STREET  
SAN RAFAEL, CA 94901

## ENTITLEMENT SUBMITTAL

OCTOBER 5, 2018

### R & D DEVELOPMENT CONSULTING TEAM

#### ARCHITECT

JOHNSON FAIN  
1201 NORTH BROADWAY  
LOS ANGELES, CA 90012  
PHONE: (323) 224-6000  
CONTACT: JUAN SILVA, ASSOCIATE  
EMAIL: JSILVA@JOHNSONFAIN.COM

#### LANDSCAPE ARCHITECT

MPA DESIGN  
414 MASON ST, SUITE 700  
SAN FRANCISCO, CA 94102  
PHONE: (415) 434-4664  
CONTACT: DAVID NELSON PRINCIPAL  
EMAIL: DAVID@MPADESIGN.COM

#### CIVIL ENGINEER

CSW/STUBER-STROEH  
45 LEVERONI COURT  
NOVATO, CA 94949  
PHONE: (415) 883-9850  
CONTACT: AL CORNWELL  
EMAIL: ACORNWELL@CSWST2.COM

#### STRUCTURAL ENGINEER

NABIH YOUSSEF AND ASSOCIATES  
ONE SANSOME STREET, SUITE 3670  
SAN FRANCISCO, CA 94104  
PHONE: (415) 397-5213  
CONTACT: MICHAEL GEMMILL, PRINCIPAL  
EMAIL: MGEMMILL@NYASE.COM

#### MEP ENGINEER

GLUMAC  
707 WILSHIRE BLVD, 23<sup>RD</sup> FLOOR  
LOS ANGELES, CA 90017  
PHONE: (213) 239-8866  
CONTACT: EDWARD CHAN, P.E.  
EMAIL: ECHAN@GLUMAC.COM

### SENIOR CENTER AND HOUSING DEVELOPMENT CONSULTING TEAM

#### ARCHITECT

VAN METER WILLIAMS POLLACK  
333 BRYANT STREET, STE. 300  
SAN FRANCISCO, CA 94107  
PHONE: (415) 947-5352  
CONTACT: RICK WILLIAMS, PARTNER  
EMAIL: RICK@VMWP.COM

#### LANDSCAPE ARCHITECT

MPA DESIGN  
414 MASON ST, SUITE 700  
SAN FRANCISCO, CA 94102  
PHONE: (415) 434-4664  
CONTACT: DAVID NELSON PRINCIPAL  
EMAIL: DAVID@MPADESIGN.COM

#### CIVIL ENGINEER

LUK AND ASSOCIATES  
738 ALFRED NOBEL DRIVE  
HERCULES, CA 94547  
TEL: (510) 724-3388  
CONTACT: JACKIE LUK, PE,PLS  
EMAIL: JACKIE@LUKASSOCIATES.COM

## R&D DEVELOPMENT SHEET INDEX

0.00	COVER SHEET
0.01	SITE DATA
0.01.1	R & D DEVELOPMENT RENDERING
0.03	FULL DEVELOPMENT - SITE PLAN
0.04	PHASE 1 - SITE PLAN
1.01	GROUND LEVEL PLAN
1.02	LEVEL 02 PLAN
1.03	LEVEL 03 & 04 PLAN
1.04	ROOF PLAN
3.01	R&D DEVELOPMENT BUILDING ELEVATIONS
3.02A	R&D DEVELOPMENT BUILDING ELEVATIONS
3.02B	R&D DEVELOPMENT ELEVATION PHASE 1
3.03	R&D DEVELOPMENT BUILDING ELEVATIONS
4.01	BUILDING SECTIONS
5.01	FACADE SYSTEM
5.02	FACADE SYSTEM
5.03	FACADE SYSTEM
5.04	FACADE SYSTEM
6.01	MATERIAL LEGEND
6.02	R & D DEVELOPMENT SIGNAGE DETAILS
7.00	LINDARO STREET
7.01	LINDARO STREET & 3RD STREET
L1	HARDSCAPE AND LIGHTING PLAN PHASE 2 GROUND LEVEL
L1.1	HARDSCAPE AND LIGHTING PLAN PHASE 1 GROUND LEVEL
L2	PLANTING PALETTE PHASE 2 GROUND LEVEL
L2.1	PLANTING PALETTE PHASE 1 GROUND LEVEL
L3	ROOFTOP PLANTING AND HARDSCAPE AND LIGHTING PLAN
L4	LANDSCAPE SECTIONS
L5	SITE LIGHTING PHOTOMETRICS PHASE 2 GROUND LEVEL
L5.1	SITE LIGHTING PHOTOMETRICS PHASE 2 SECOND LEVEL
C1.0	GRADING PLAN
C1.0.	GRADING PLAN - PHASE 1
C2.0	UTILITY PLAN
C3.0	STORMWATER CONTROL PLAN
C3.1.	STORMWATER CONTROL NOTES & DETAILS
C4.0	EROSION CONTROL PLAN (GRADING & UTILITIES)
C4.1.	EROSION CONTROL PLAN (PAVING)
C4.2	EROSION CONTROL NOTES & DETAILS

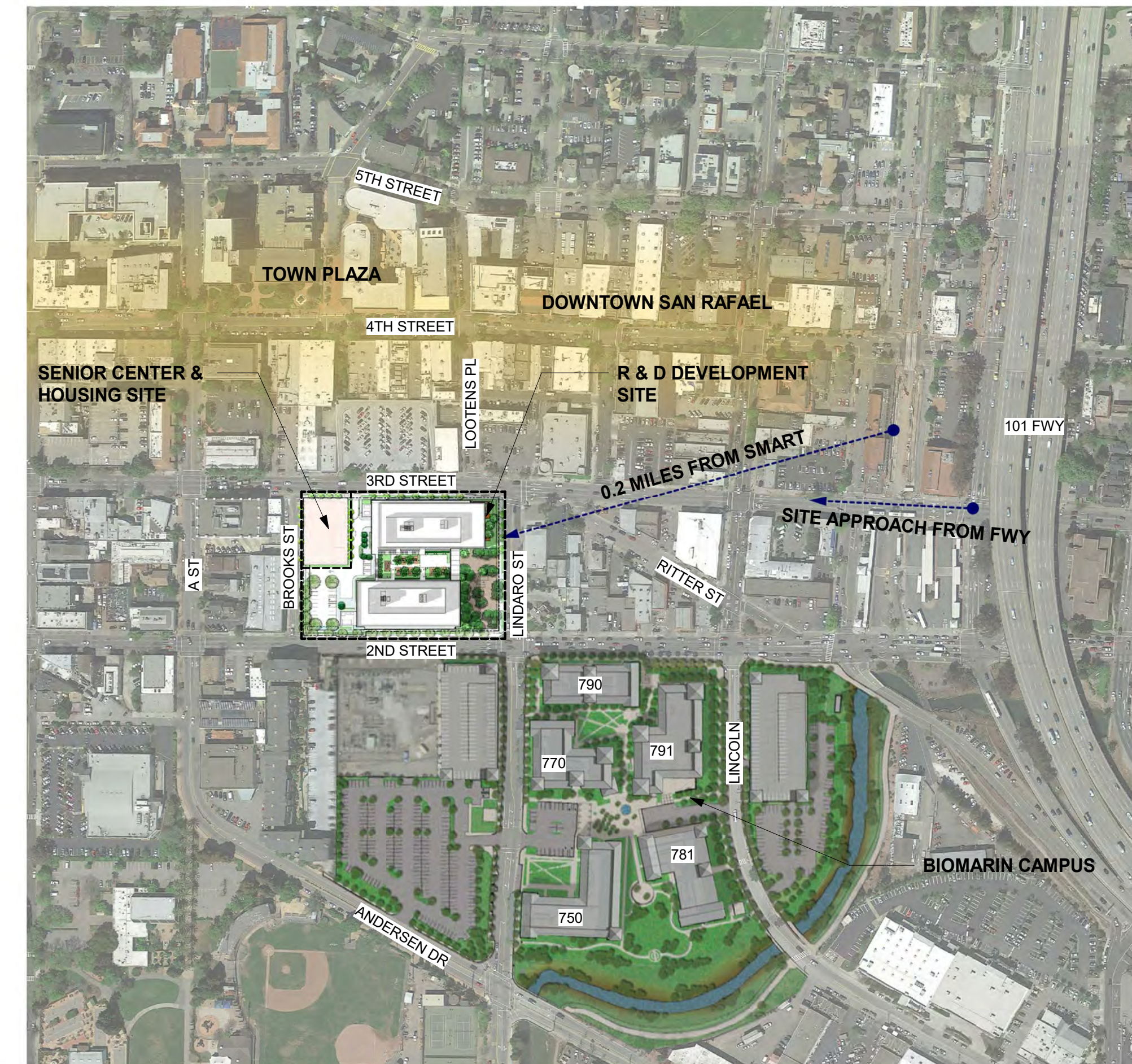
## SENIOR CENTER AND HOUSING SHEET INDEX

A0.0	PROJECT INFORMATION
A0.1	BUILDING ENTRY AT THIRD AND BROOKS STREETS
A0.2	BIRD'S EYE VIEW AT THIRD AND BROOKS STREETS
A0.3	VIEW OF COURTYARD
A0.5	SITE DIAGRAM
A0.6	MASSING DIAGRAM
C3.1	EXISTING CONDITIONS
C4.1	PRELIMINARY GRADING PLANS
C5.1.	PRELIMINARY UTILITY PLAN
C6.1	PRELIMINARY STORMWATER TREATMENT PLAN
L1.0	GROUND FLOOR LANDSCAPE PLAN
L2.0	THIRD FLOOR PODIUM LANDSCAPE PLAN
L3.0	SIXTH FLOOR ROOF DECK LANDSCAPE PLAN
A1.0	AERIAL SITE PLAN
A1.1	AERIAL GROUND FLOOR PLAN
A1.2	FIRST FLOOR PLAN
A2.0	SECOND FLOOR PLAN
A3.0	THIRD FLOOR PLAN
A4.0	FOURTH FLOOR PLAN
A5.0	FIFTH FLOOR PLAN
A6.0	SIXTH FLOOR PLAN
A7.0	ROOF FLOOR PLAN
A10.0	THIRD STREET ELEVATION (NORTH)
A11.0	BROOKS STREET ELEVATION (WEST)
A12.0	SIDE ELEVATION (EAST)
A12.1	REAR ELEVATION (SOUTH)
A13.0	SOUTH BUILDING SECTION
A13.1	BUILDING SECTION THROUGH COURTYARD
A13.2	EXTERIO VIGNETTES
A8.0	TYPICAL EXTERIOR DETAILS
A8.1	UNIT TYPES
A8.2	EXITING DIAGRAM
A8.3	UNPROTECTED OPENINGS DIAGRAM 1
A9.0	UNPROTECTED OPENINGS DIAGRAM 2
A9.1	VIEW ALONG BROOKS STREET LOOKING NORTH
A9.3	VIEW ALONG THIRD STREET LOOKING EAST
A9.4	VIEW ALONG THIRD STREET LOOKING WEST

## SITE DATA

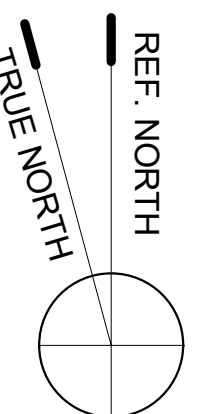
<b>TOTAL SITE AREA:</b>	-----	133,099 SF
<b>R&amp;D DEVELOPMENT SITE AREA:</b>	-----	118,099 SF
<b>SENIOR CENTER &amp; HOUSING SITE AREA:</b>	-----	15,000 SF
<b>ZONING DISTRICT:</b>	-----	2/3 MUE
<b>APN:</b>	-----	011-265-01

## VICINITY MAP



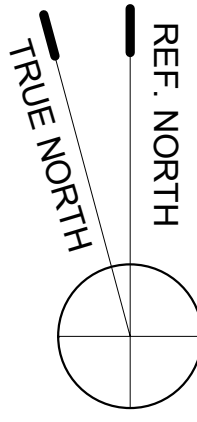
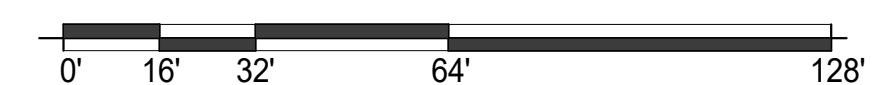
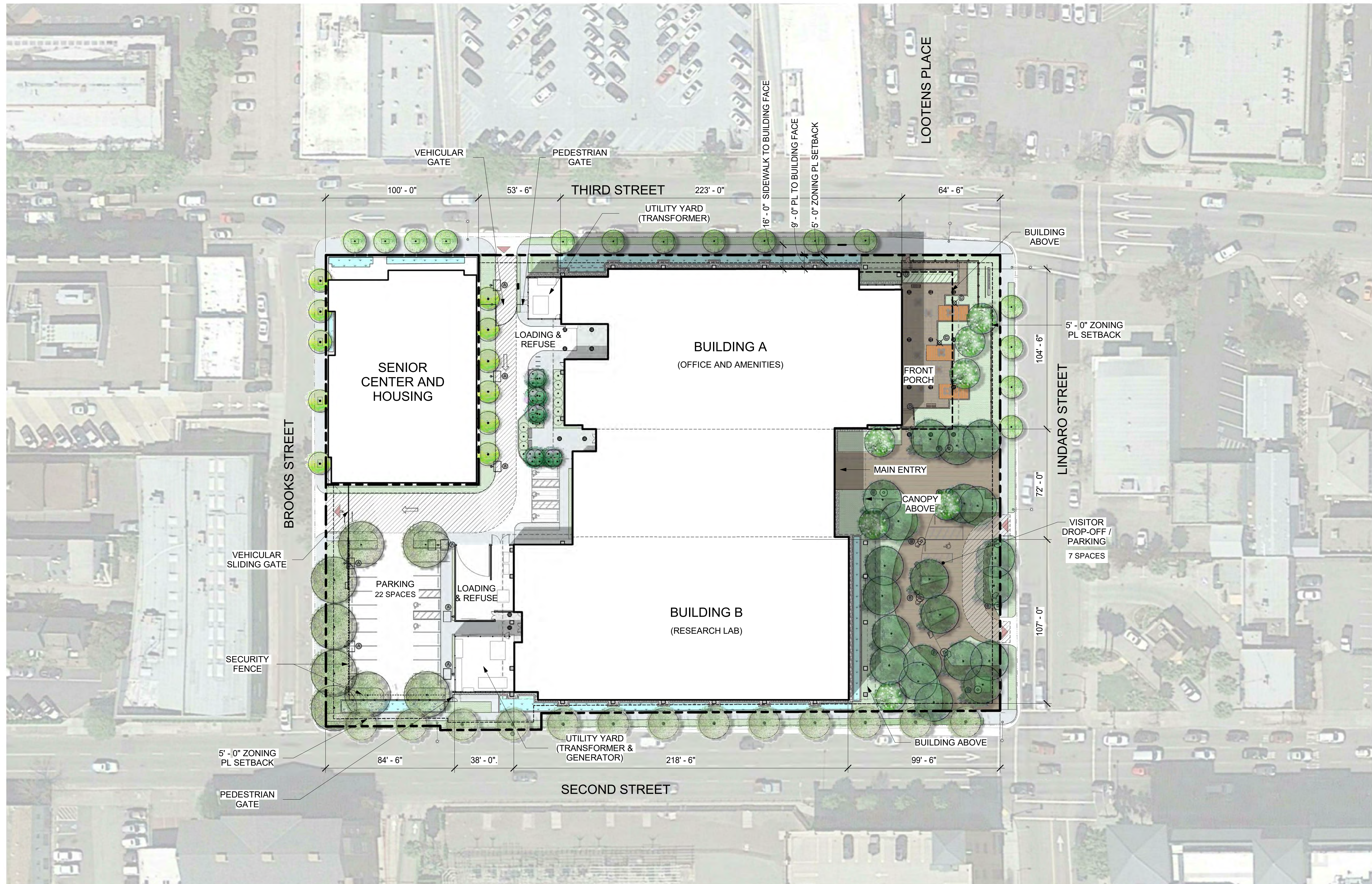
### KEY LEGEND

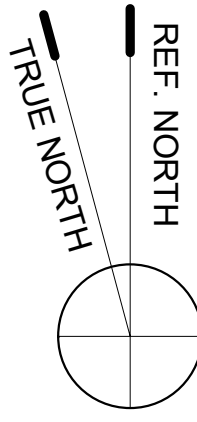
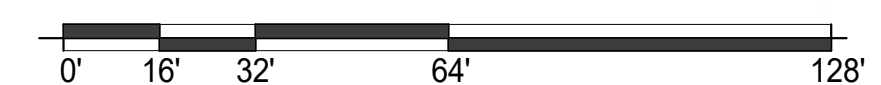
- BIOMARIN - R&D DEVELOPMENT
- EXISTING BIOMARIN CAMPUS
- WHISTLESTOP / EDEN - SENIOR CENTER & AFFORDABLE HOUSING

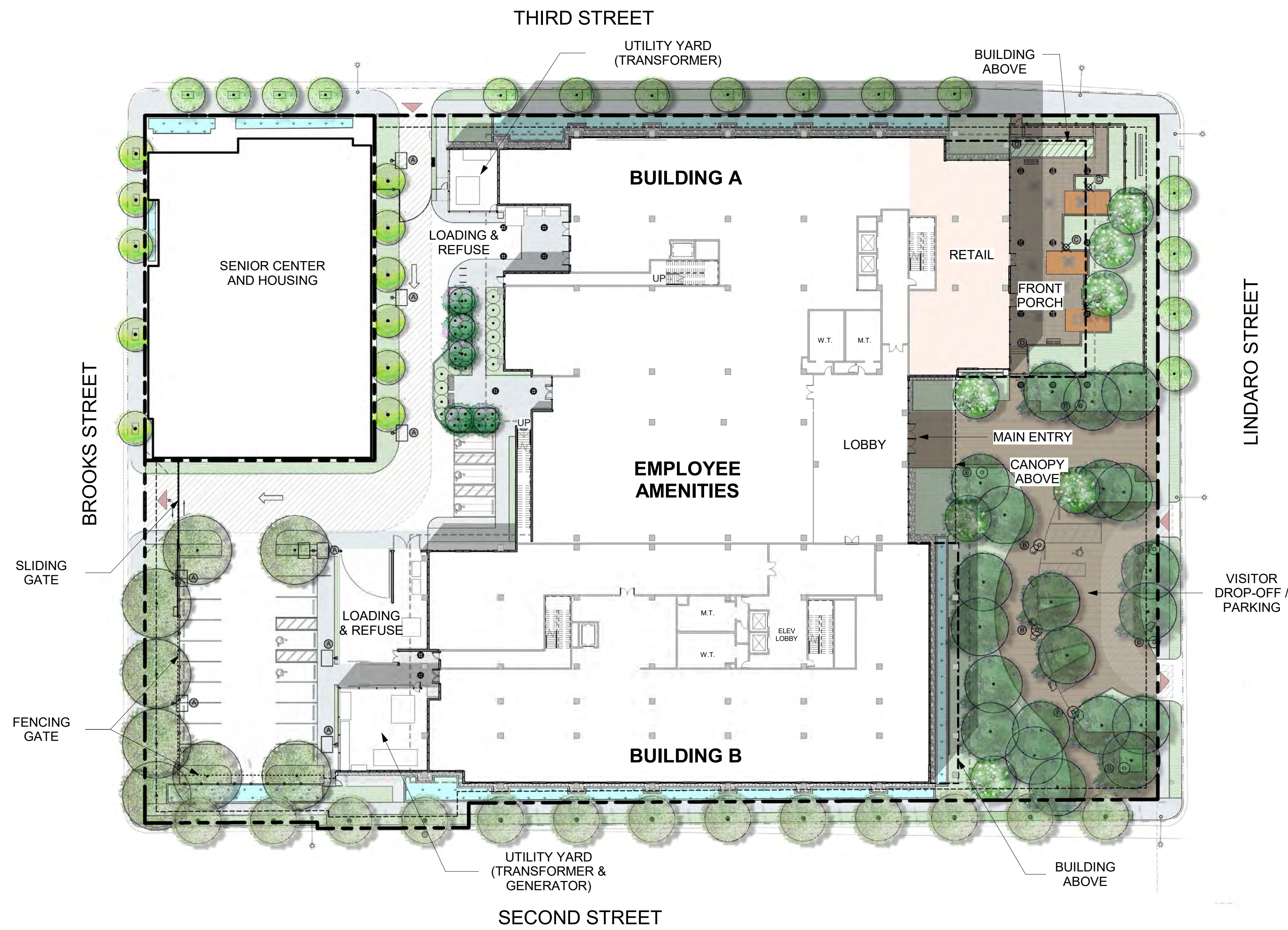




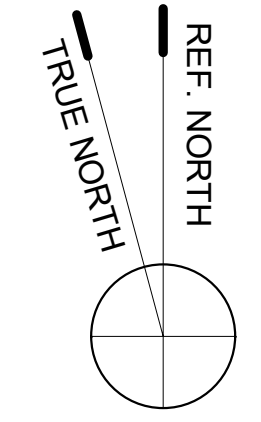
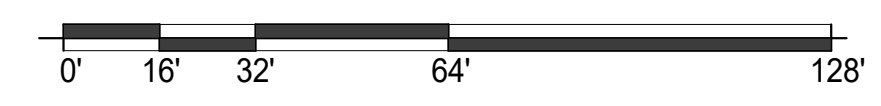
## BIOMARIN R & D DEVELOPMENT





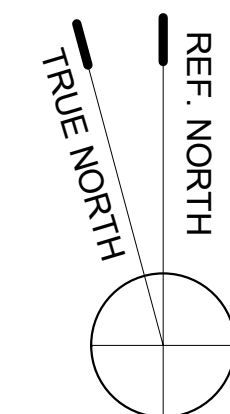
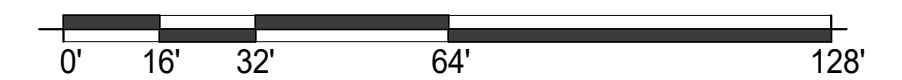


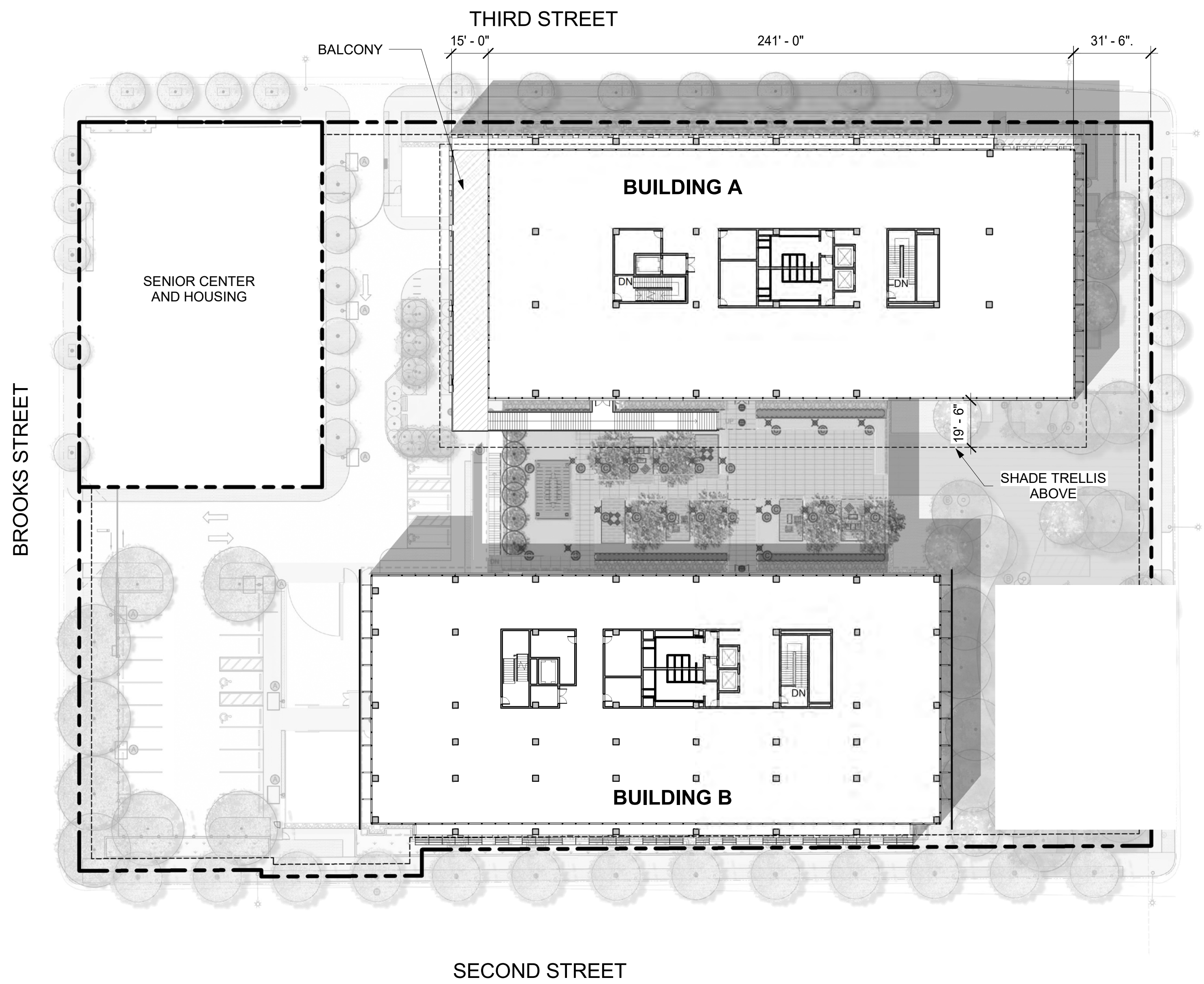
**1 GROUND LEVEL PLAN**  
SCALE: 1/32" = 1'-0"



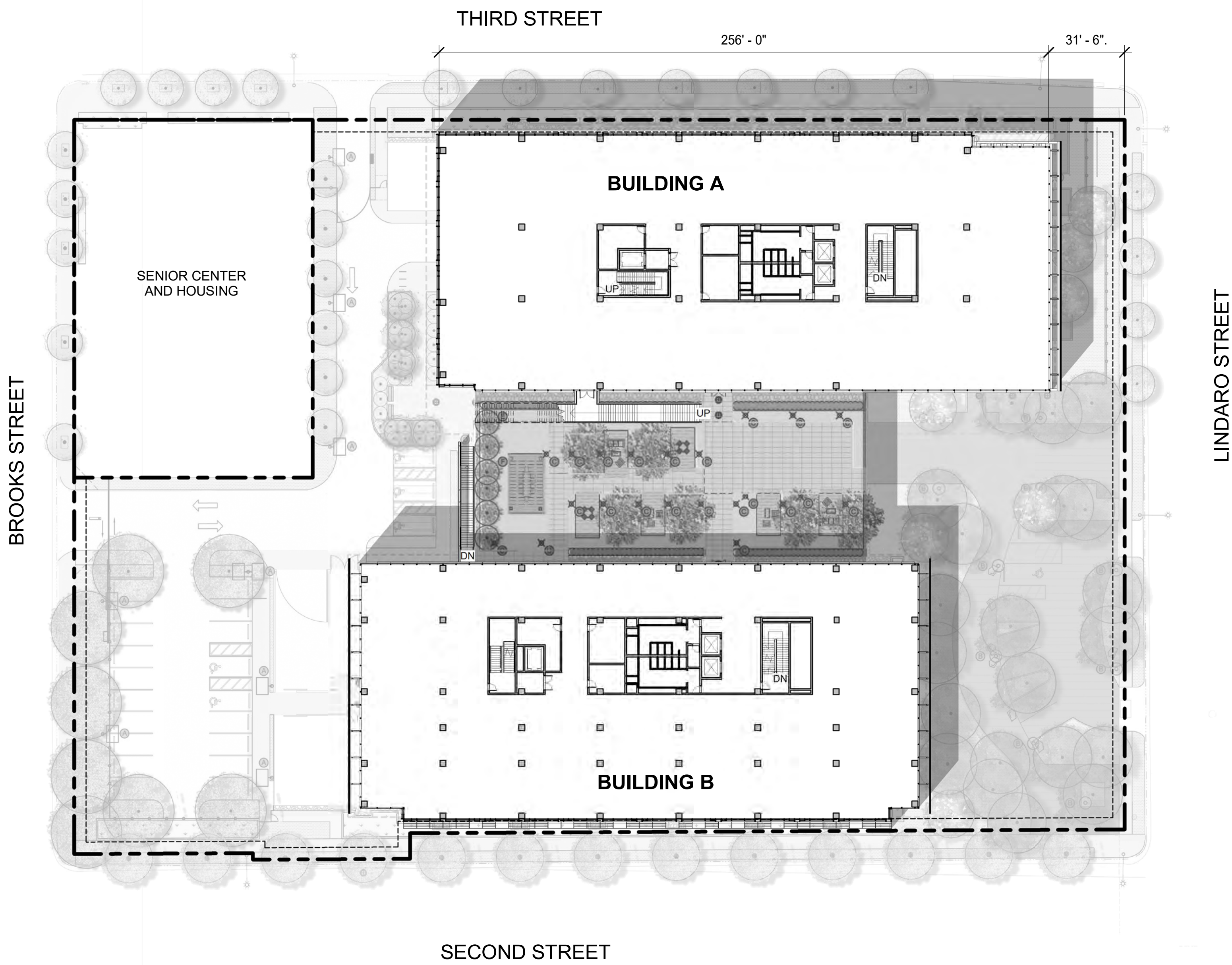


**1 OVERALL LEVEL 02**  
SCALE: 1/32" = 1'-0"

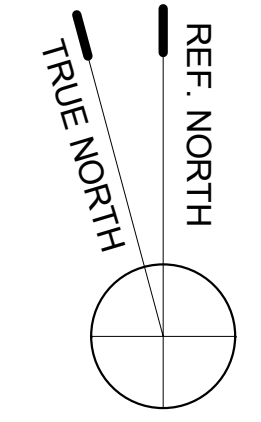
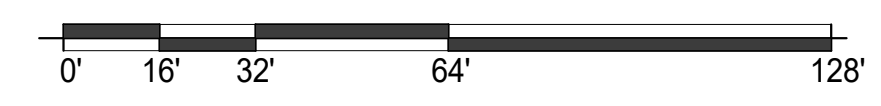




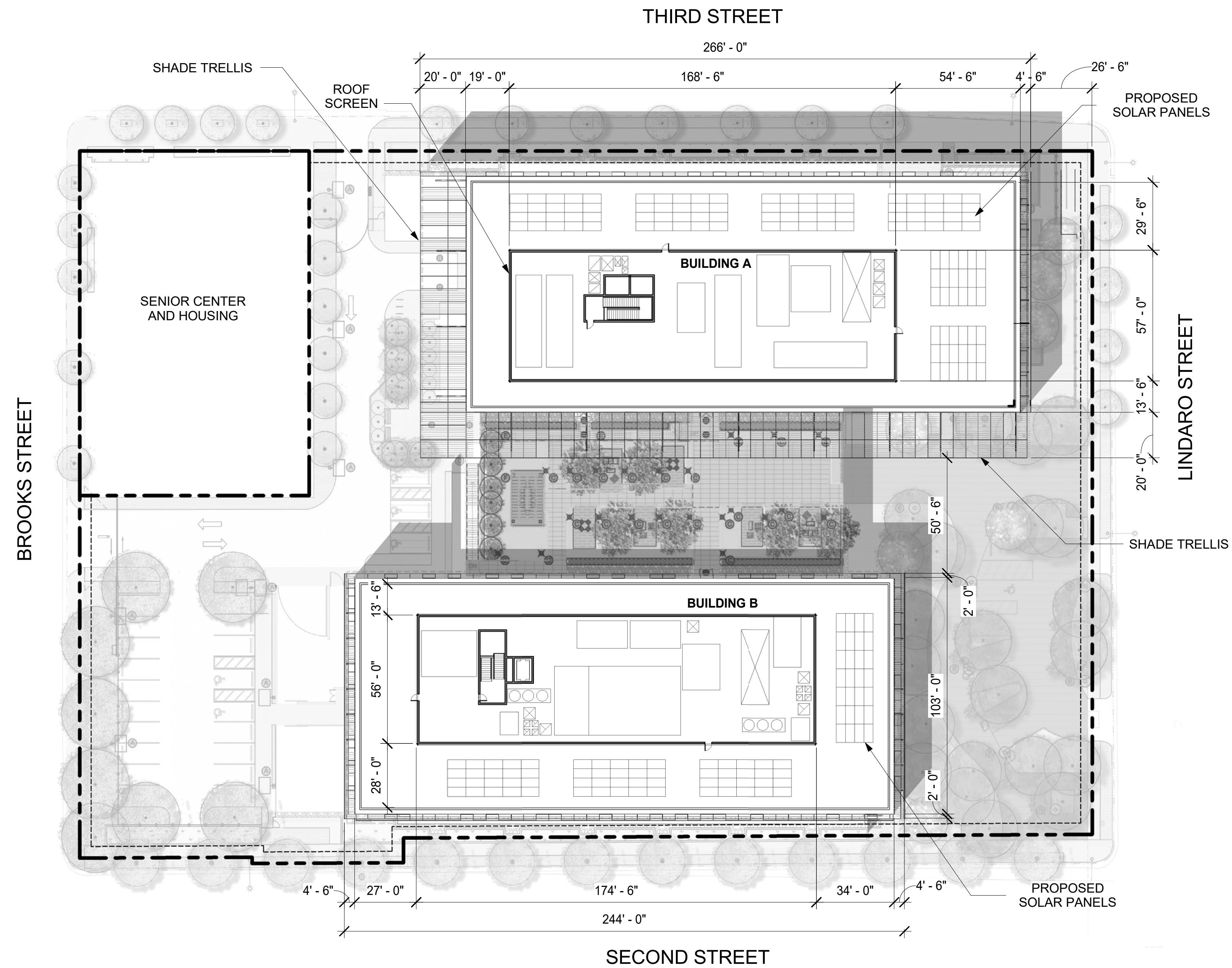
**2 LEVEL 04 PLAN**  
SCALE: 1/32" = 1'-0"



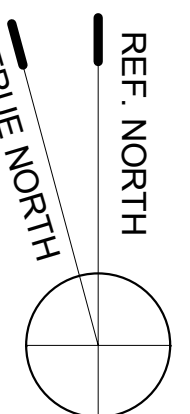
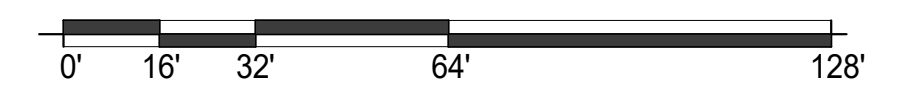
**1 LEVEL 03 PLAN**  
SCALE: 1/32" = 1'-0"

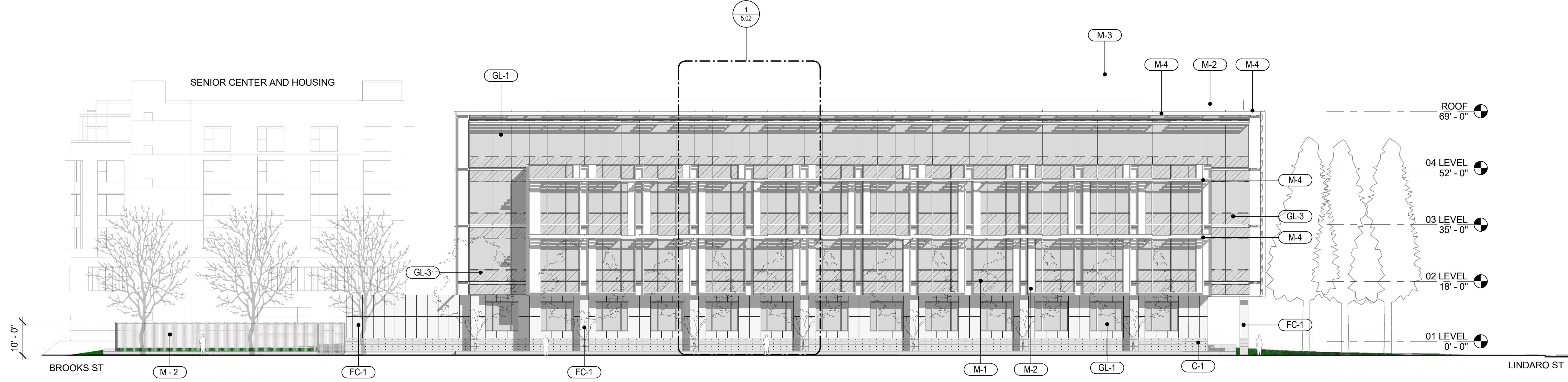




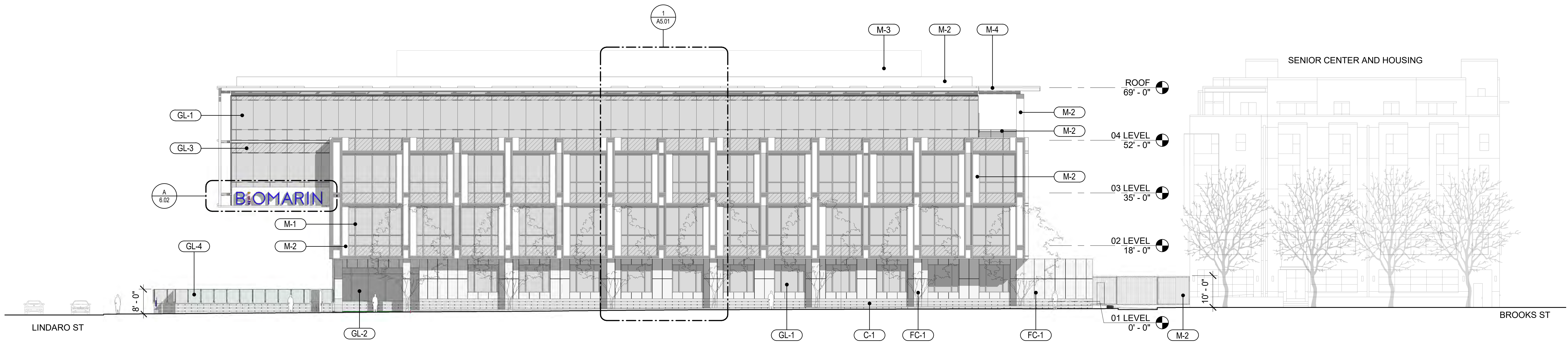


**1 ROOF PLAN**  
SCALE: 1/32" = 1'-0"



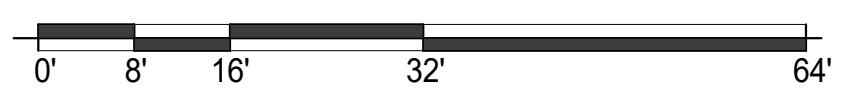


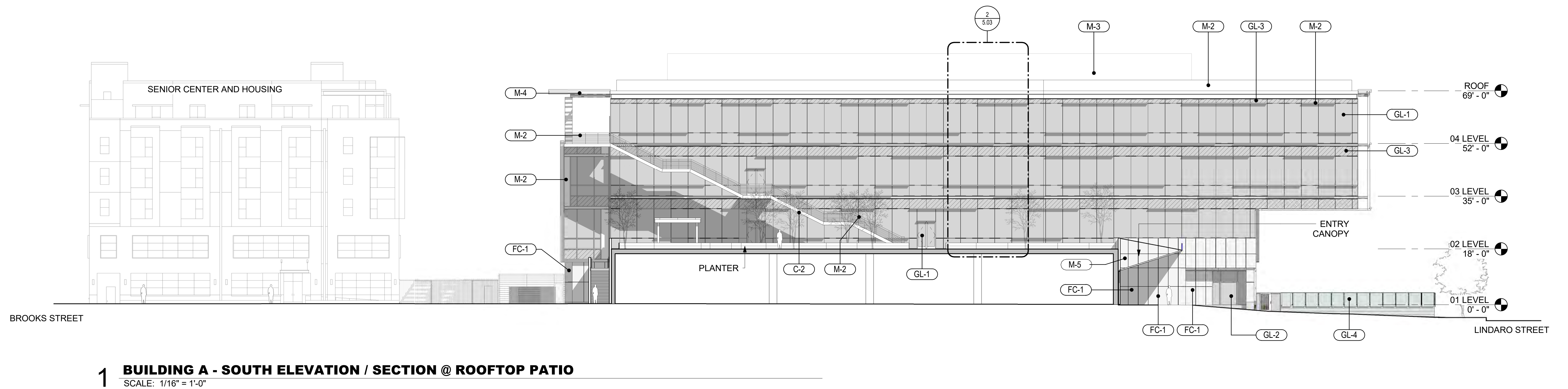
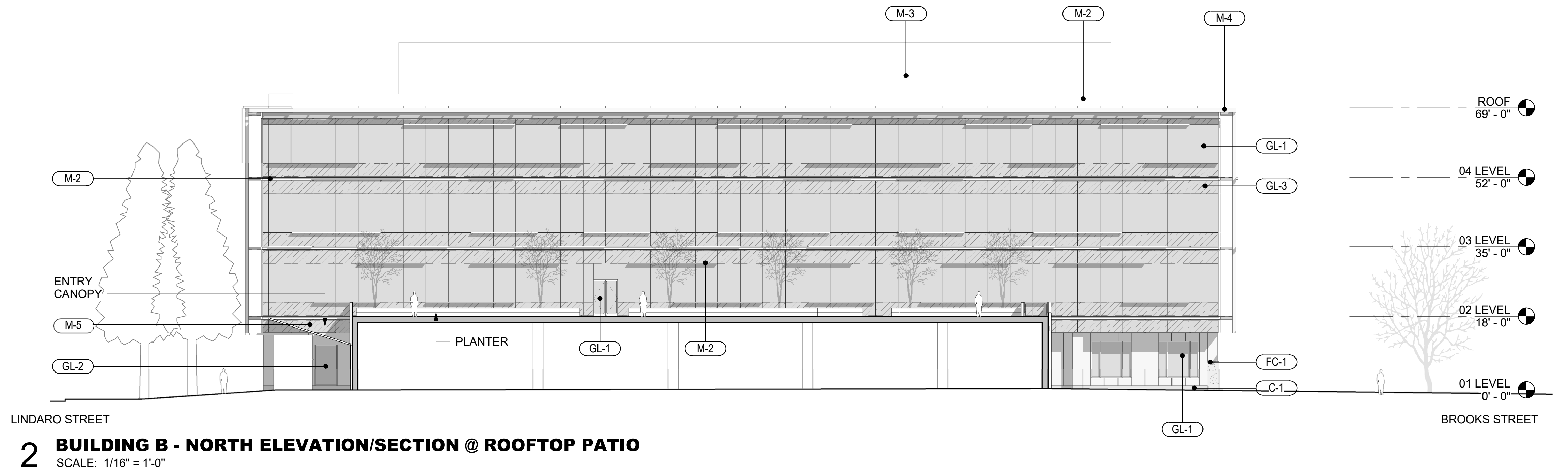
**2 BUILDING B - SOUTH ELEVATION (SECOND STREET)**  
SCALE: 1/16" = 1'-0"



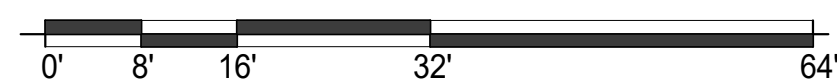
**1 BUILDING A - NORTH ELEVATION - (THIRD STREET)**  
SCALE: 1/16" = 1'-0"

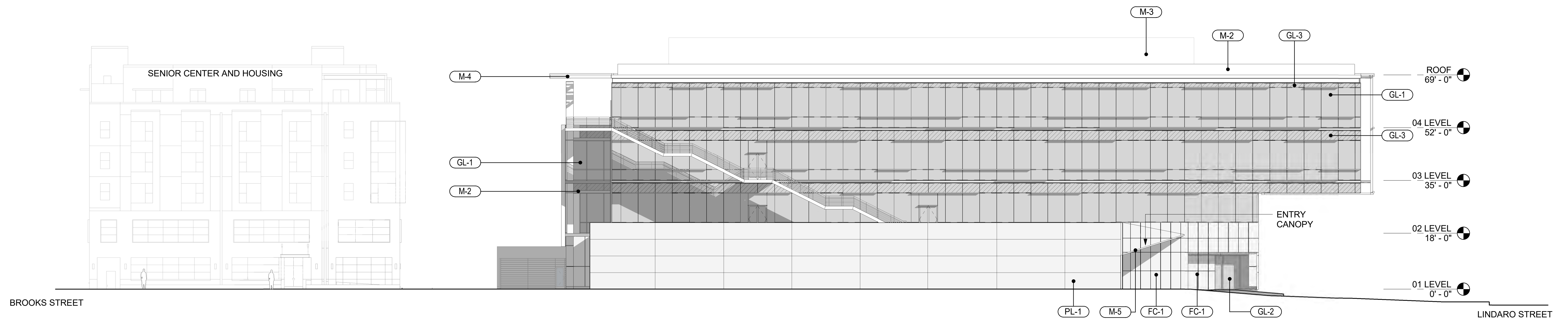
GL-1	VISION GLASS	VIRACON 1" VE24-2M INSULATING HS/HS (TINTED AND FILMED)
GL-2	VISION GLASS	VIRACON 1" INSULATING HS/HS (CLEAR GLASS)
GL-3	VISION GLASS	VIRACON 1" VRE30-54 INSULATING HS/HS, SHADOW BOX
GL-4	GLASS GUARDRAIL	
M-1	EXTRUDED ALUMINUM MULLION	PPG DURANAR SUNSTORM - SATIN NICKLE
M-2	PAINTED METAL	PAINTED TO MATCH M-1
M-3	MECHANICAL PENTHOUSE LOUVERED WALL	PAINTED TO MATCH M-1
M-4	EXTENDED STEEL/ALUMINUM TRELLIS	PAINTED TO MATCH M-1
M-6	METAL SUPPORT	PAINTED TO MATCH M-1
M-5	PERFORATED PANEL - SHADE SCREEN	PAINTED TO MATCH M-1
C-1	POURED IN PLACE CONCRETE	SACKED FINISH
C-2	CONCRETE PAVER	
PL-1	EXTERIOR PLASTER	SMOOTH FINISH W/ 1"ALUMINUM REGLET AT JOINTS
FC-1	FIBER CEMENT EXTERNAL WALL PANEL	VENTILATED RAINSCREEN, MAX SIZE: 10'-0" X 4'-0"
WD-1	WOOD CEILING	EXTERIOR GRADE DERAKO SYSTEM, WESTERN RED CEDAR



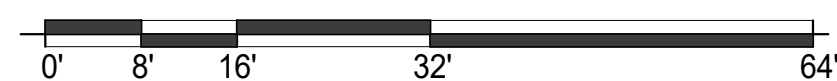


GL-1	VISION GLASS	VIRACON 1" VE24-2M INSULATING HS/HS (TINTED AND FILMED)
GL-2	VISION GLASS	VIRACON 1" INSULATING HS/HS (CLEAR GLASS)
GL-3	VISION GLASS	VIRACON 1" VRE30-54 INSULATING HS/HS, SHADOW BOX
GL-4	GLASS GUARDRAIL	
M-1	EXTRUDED ALUMINUM MULLION	PPG DURANAR SUNSTORM - SATIN NICKLE
M-2	PAINTED METAL	PAINTED TO MATCH M-1
M-3	MECHANICAL PENTHOUSE LOUVERED WALL	PAINTED TO MATCH M-1
M-4	EXTENDED STEEL/ALUMINUM TRELIS	PAINTED TO MATCH M-1
M-6	METAL SUPPORT	PAINTED TO MATCH M-1
M-5	PERFORATED PANEL - SHADE SCREEN	PAINTED TO MATCH M-1
C-1	POURED IN PLACE CONCRETE	SACKED FINISH
C-2	CONCRETE PAVER	
PL-1	EXTERIOR PLASTER	SMOOTH FINISH W/ 1" ALUMINUM REGLET AT JOINTS
FC-1	FIBER CEMENT EXTERNAL WALL PANEL	VENTILATED RAINSCREEN, MAX SIZE: 10'-0" X 4'-0"
WD-1	WOOD CEILING	EXTERIOR GRADE DERAOKO SYSTEM, WESTERN RED CEDAR

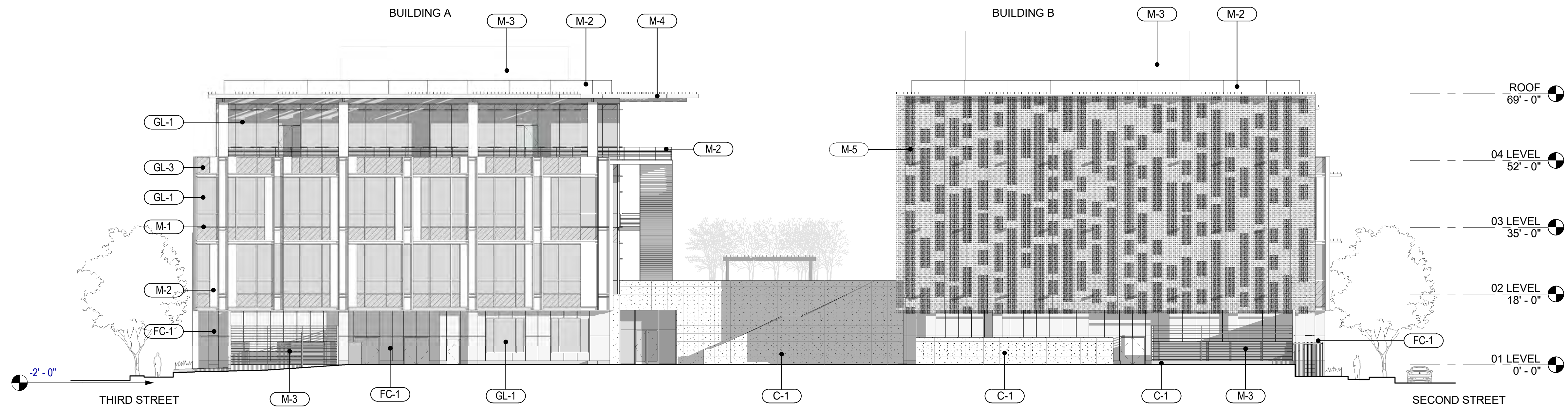




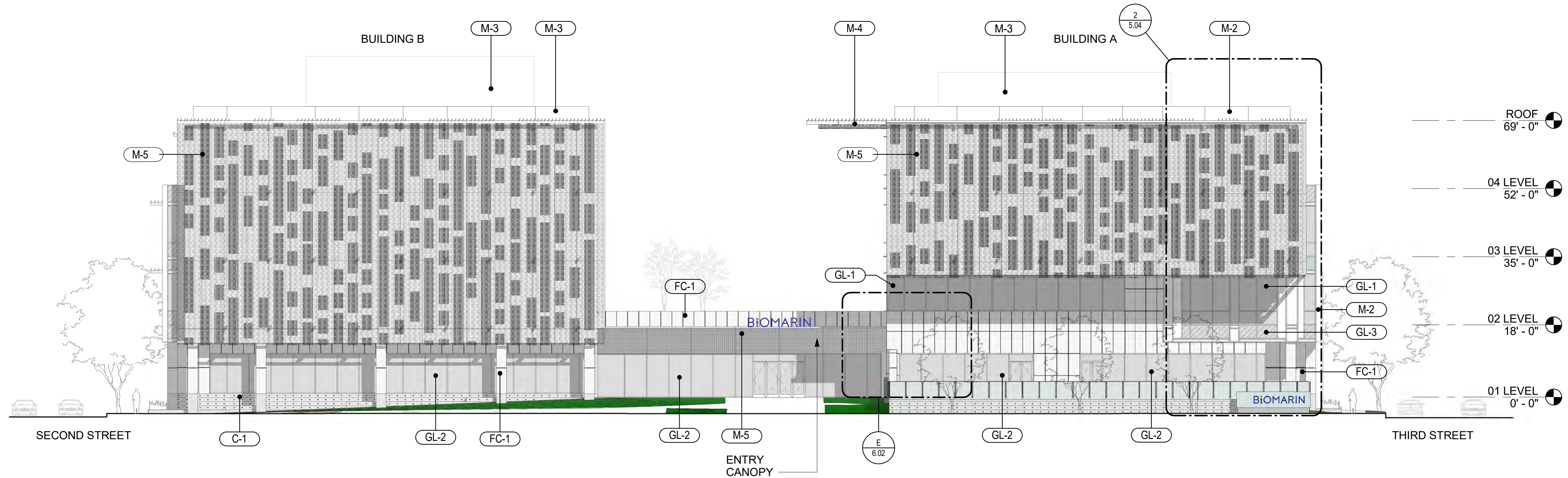
**1 BUILDING B - NORTH ELEVATION / SECTION @ ROOFTOP PATIO**  
SCALE: 1/16" = 1'-0"



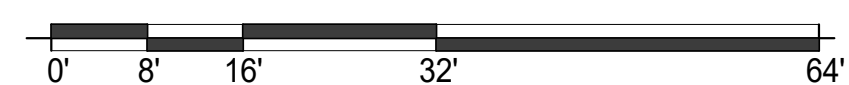
GL-1	VISION GLASS	VIRACON 1" VE24-2M INSULATING HS/HS (TINTED AND FILMED)
GL-2	VISION GLASS	VIRACON 1" INSULATING HS/HS (CLEAR GLASS)
GL-3	VISION GLASS	VIRACON 1" VRE30-54 INSULATING HS/HS, SHADOW BOX
GL-4	GLASS GUARDRAIL	
M-1	EXTRUDED ALUMINUM MULLION	PPG DURANAR SUNSTORM - SATIN NICKLE
M-2	PAINTED METAL	PAINTED TO MATCH M-1
M-3	MECHANICAL PENTHOUSE LOUVERED WALL	PAINTED TO MATCH M-1
M-4	EXTENDED STEEL/ALUMINUM TRELLIS	PAINTED TO MATCH M-1
M-6	METAL SUPPORT	PAINTED TO MATCH M-1
M-5	PERFORATED PANEL - SHADE SCREEN	PAINTED TO MATCH M-1
C-1	POURED IN PLACE CONCRETE	SACKED FINISH
C-2	CONCRETE PAVER	
PL-1	EXTERIOR PLASTER	SMOOTH FINISH W/ 1"ALUMINUM REGLET AT JOINTS
FC-1	FIBER CEMENT EXTERNAL WALL PANEL	VENTILATED RAINSCREEN, MAX SIZE: 10'-0" X 4'-0"
WD-1	WOOD CEILING	EXTERIOR GRADE DERAKO SYSTEM, WESTERN RED CEDAR



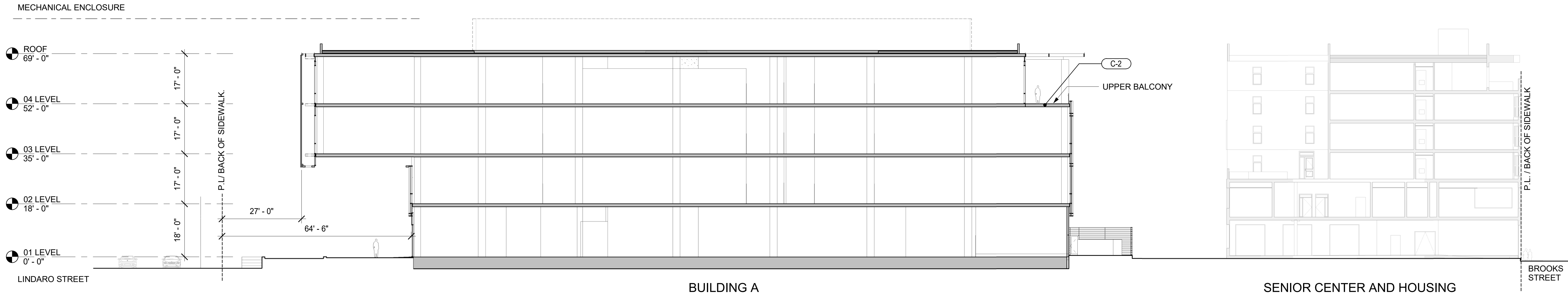
**2 WEST ELEVATION - (BROOKS STREET)**  
SCALE: 1/16" = 1'-0"



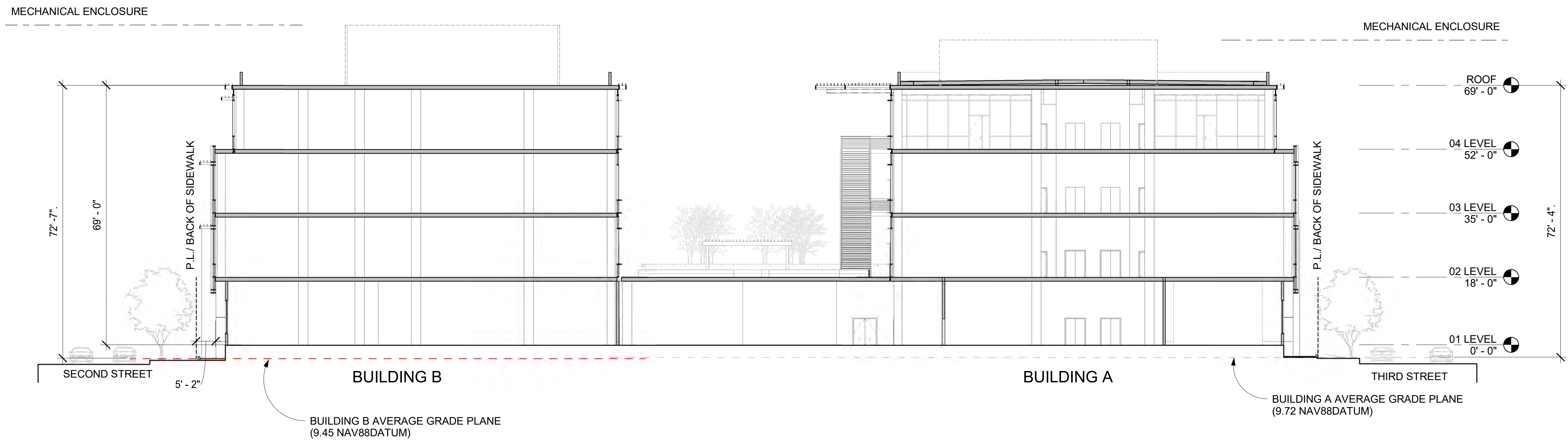
**1 EAST ELEVATION - (LINDARO STREET)**  
SCALE: 1/16" = 1'-0"



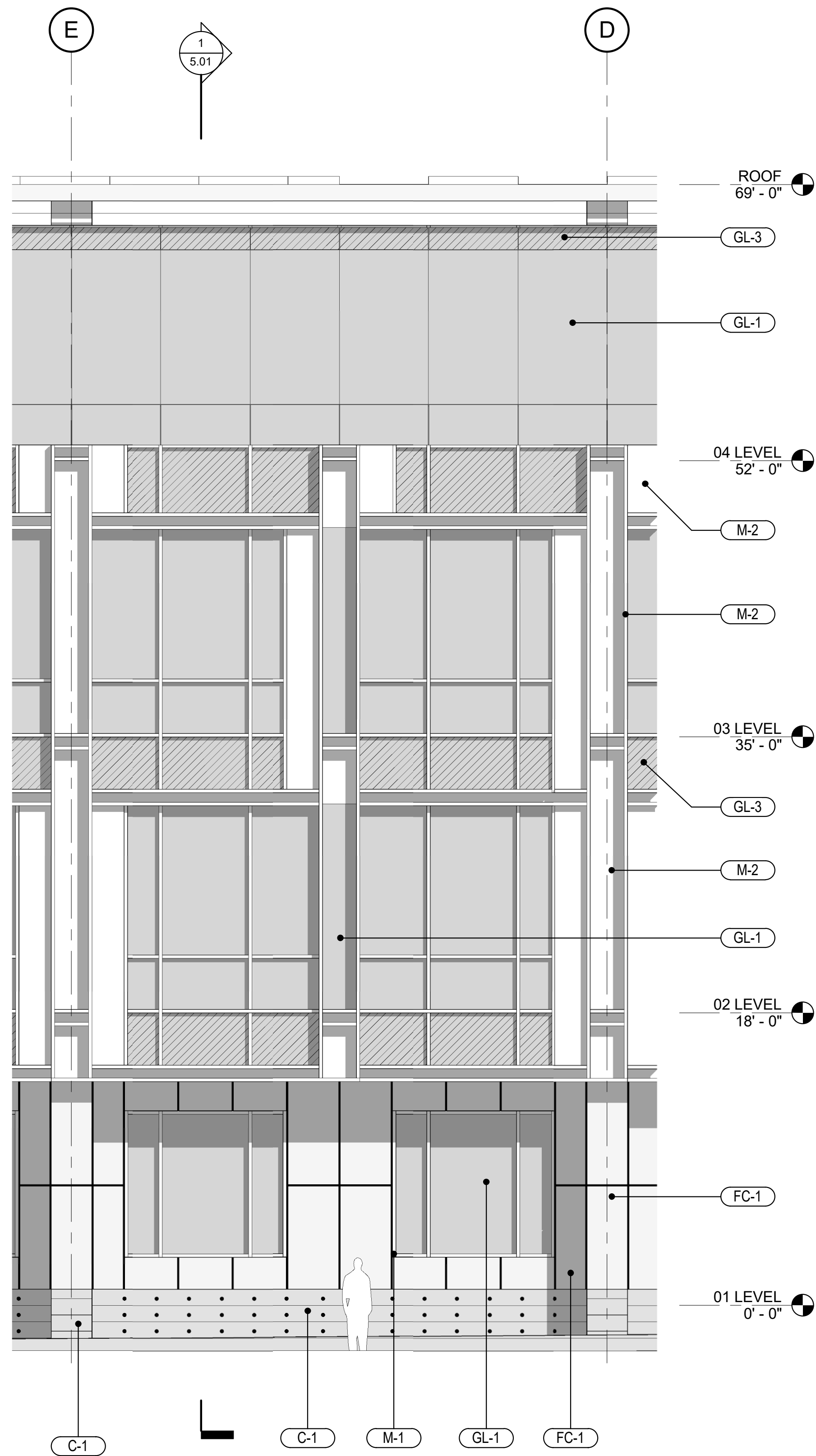
GL-1	VISION GLASS	VIRACON 1" VE24-2M INSULATING HS/HS (TINTED AND FILMED)
GL-2	VISION GLASS	VIRACON 1" INSULATING HS/HS (CLEAR GLASS)
GL-3	VISION GLASS	VIRACON 1" VRE30-54 INSULATING HS/HS, SHADOW BOX
GL-4	GLASS GUARDRAIL	
M-1	EXTRUDED ALUMINUM MULLION	PPG DURANAR SUNSTORM - SATIN NICKLE
M-2	PAINTED METAL	PAINTED TO MATCH M-1
M-3	MECHANICAL PENTHOUSE LOUVERED WALL	PAINTED TO MATCH M-1
M-4	EXTENDED STEEL/ALUMINUM TRELIS	PAINTED TO MATCH M-1
M-6	METAL SUPPORT	PAINTED TO MATCH M-1
M-5	PERFORATED PANEL - SHADE SCREEN	PAINTED TO MATCH M-1
C-1	POURED IN PLACE CONCRETE	SACKED FINISH
C-2	CONCRETE PAVER	
PL-1	EXTERIOR PLASTER	SMOOTH FINISH W/ 1"ALUMINUM REGLET AT JOINTS
FC-1	FIBER CEMENT EXTERNAL WALL PANEL	VENTILATED RAINSCREEN, MAX SIZE: 10'-0" X 4'-0"
WD-1	WOOD CEILING	EXTERIOR GRADE DERAOKO SYSTEM, WESTERN RED CEDAR



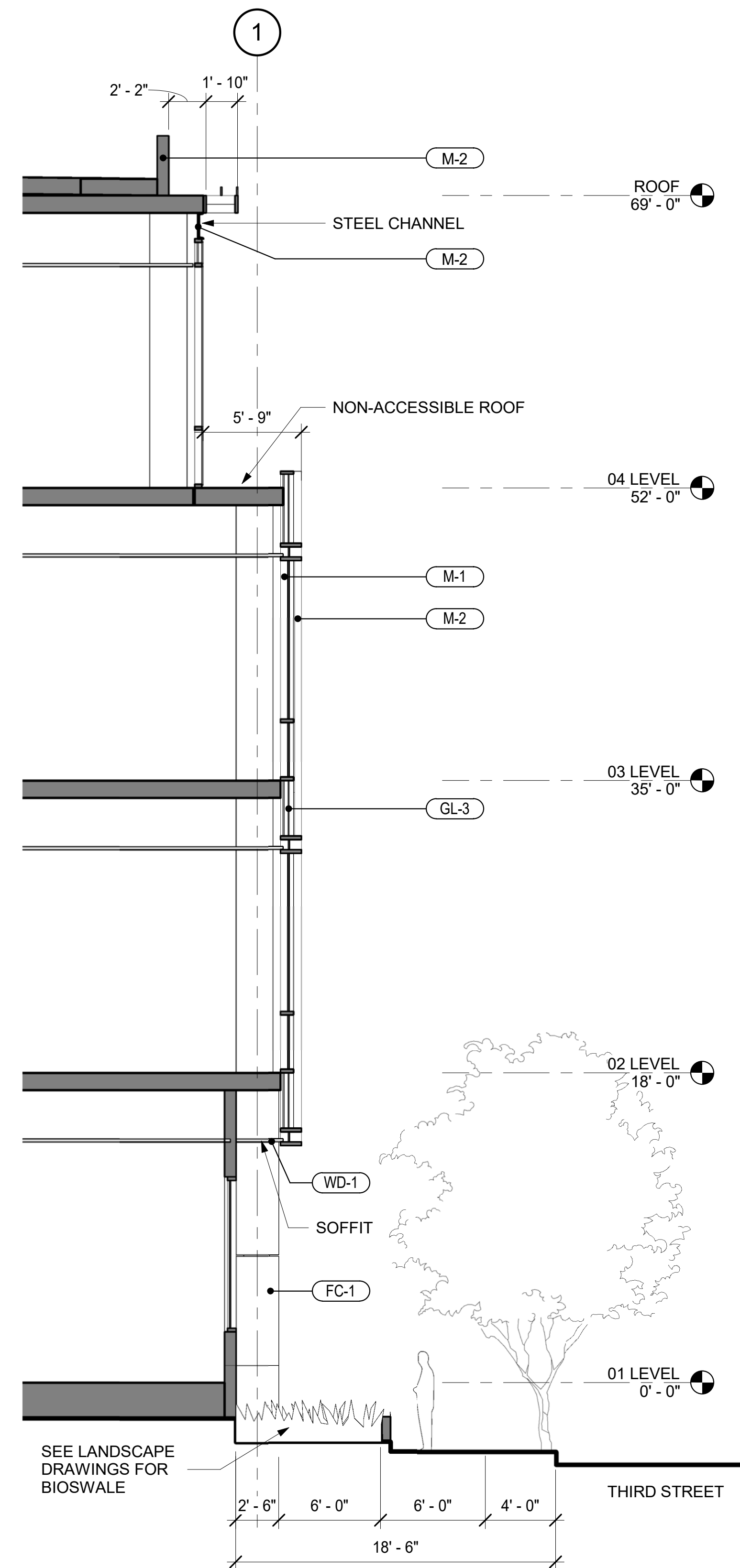
**1 BUILDING A - EW SECTION**  
SCALE: 1/16" = 1'-0"




**2 NS SECTION - 2**  
SCALE: 1/16" = 1'-0"

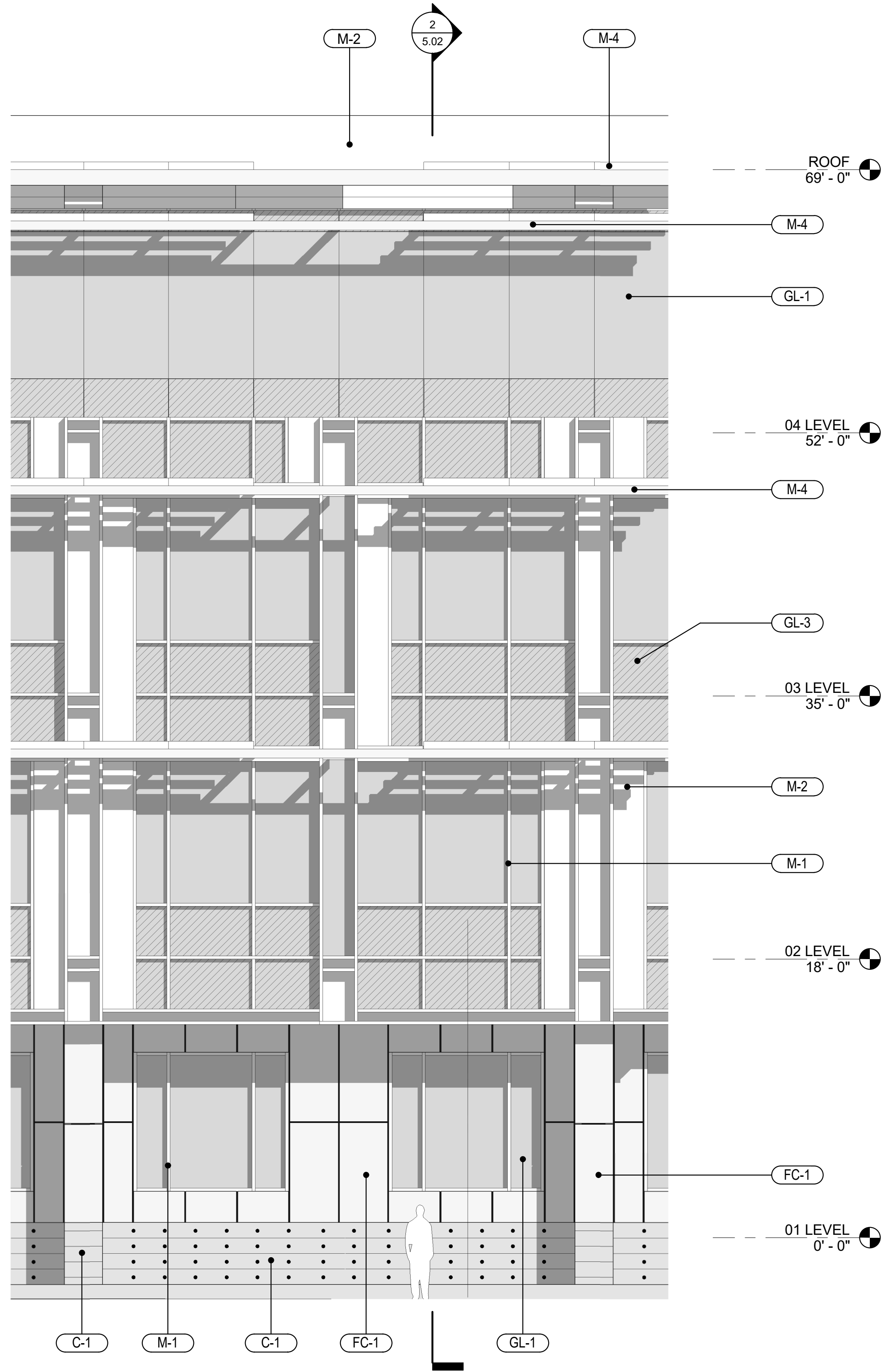


**2 FACADE SYSTEM - A**  
SCALE: 3/16" = 1'-0"

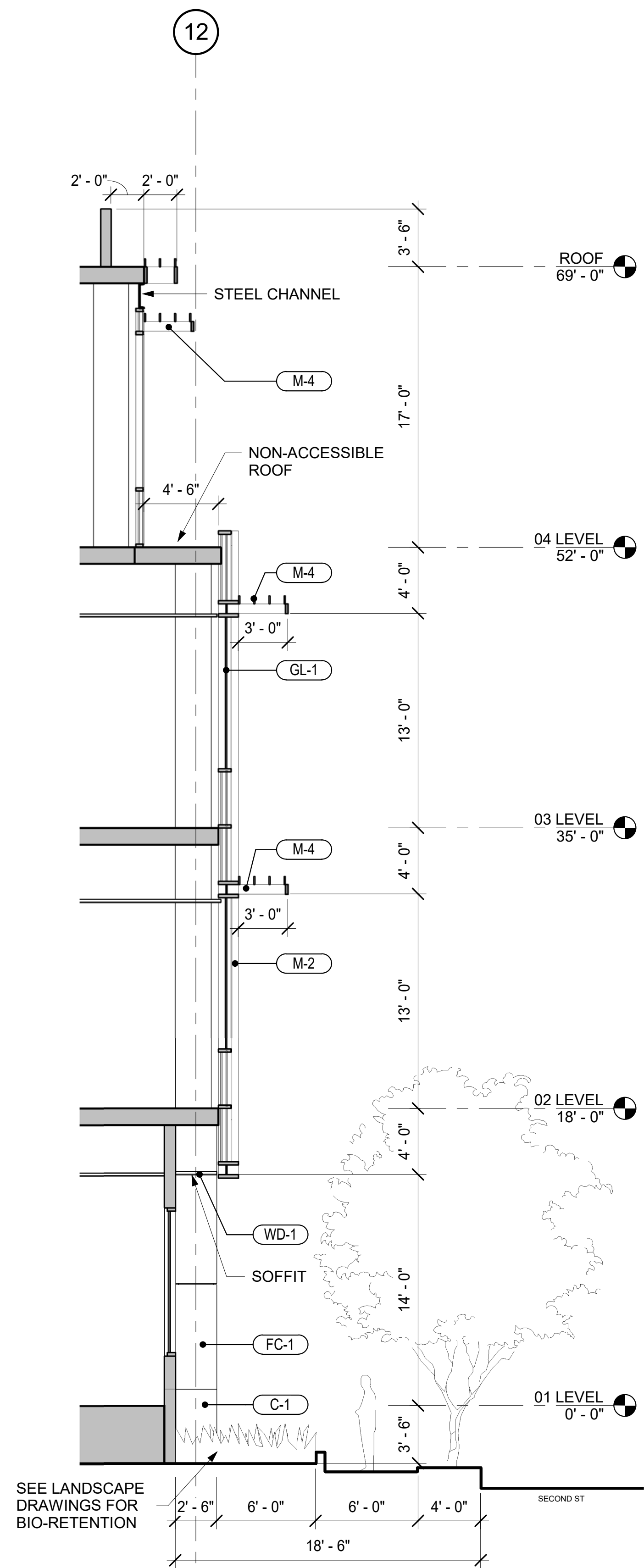


**1 SECTION @ THIRD STREET**  
SCALE: 3/16" = 1'-0"





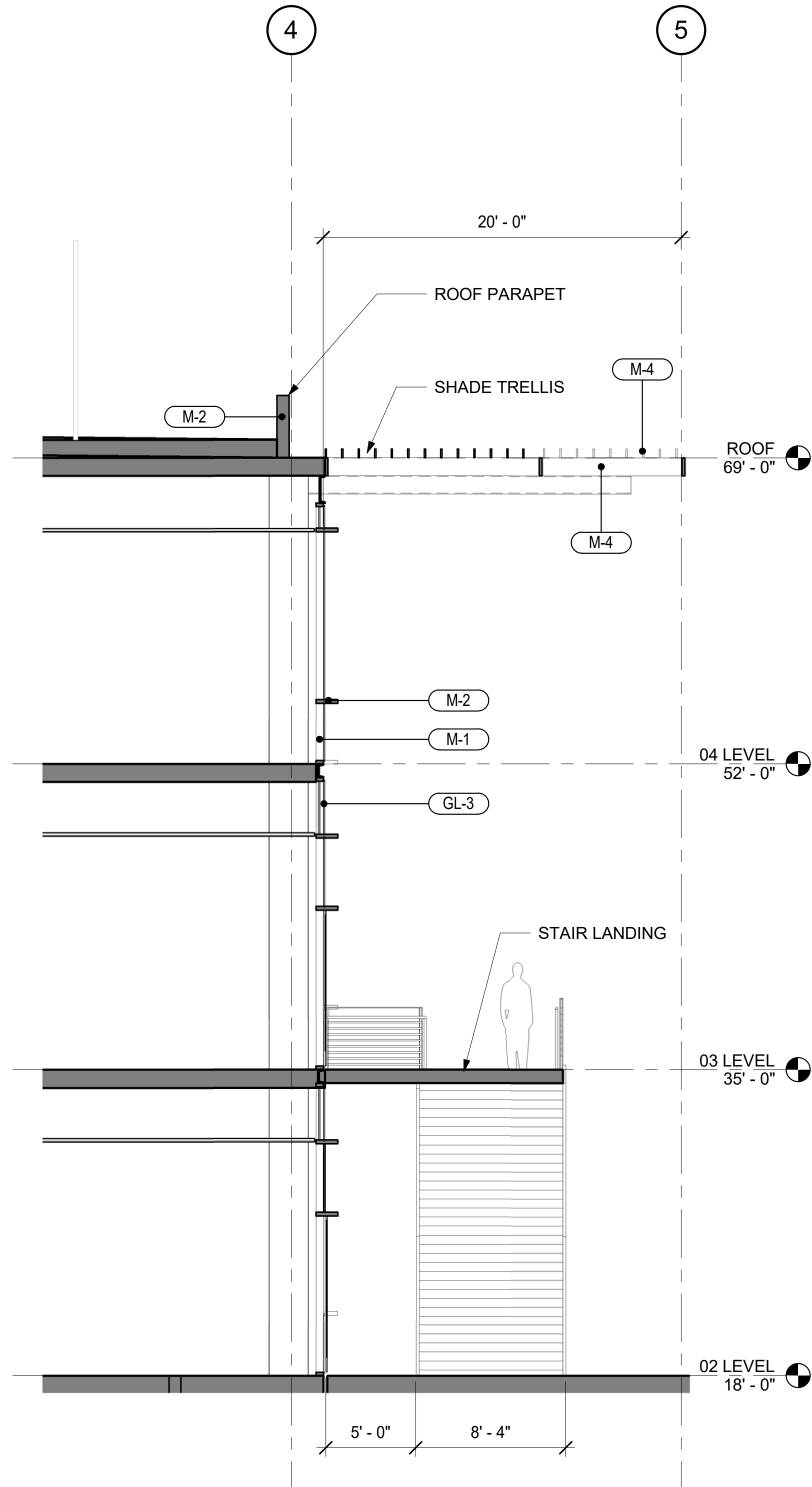
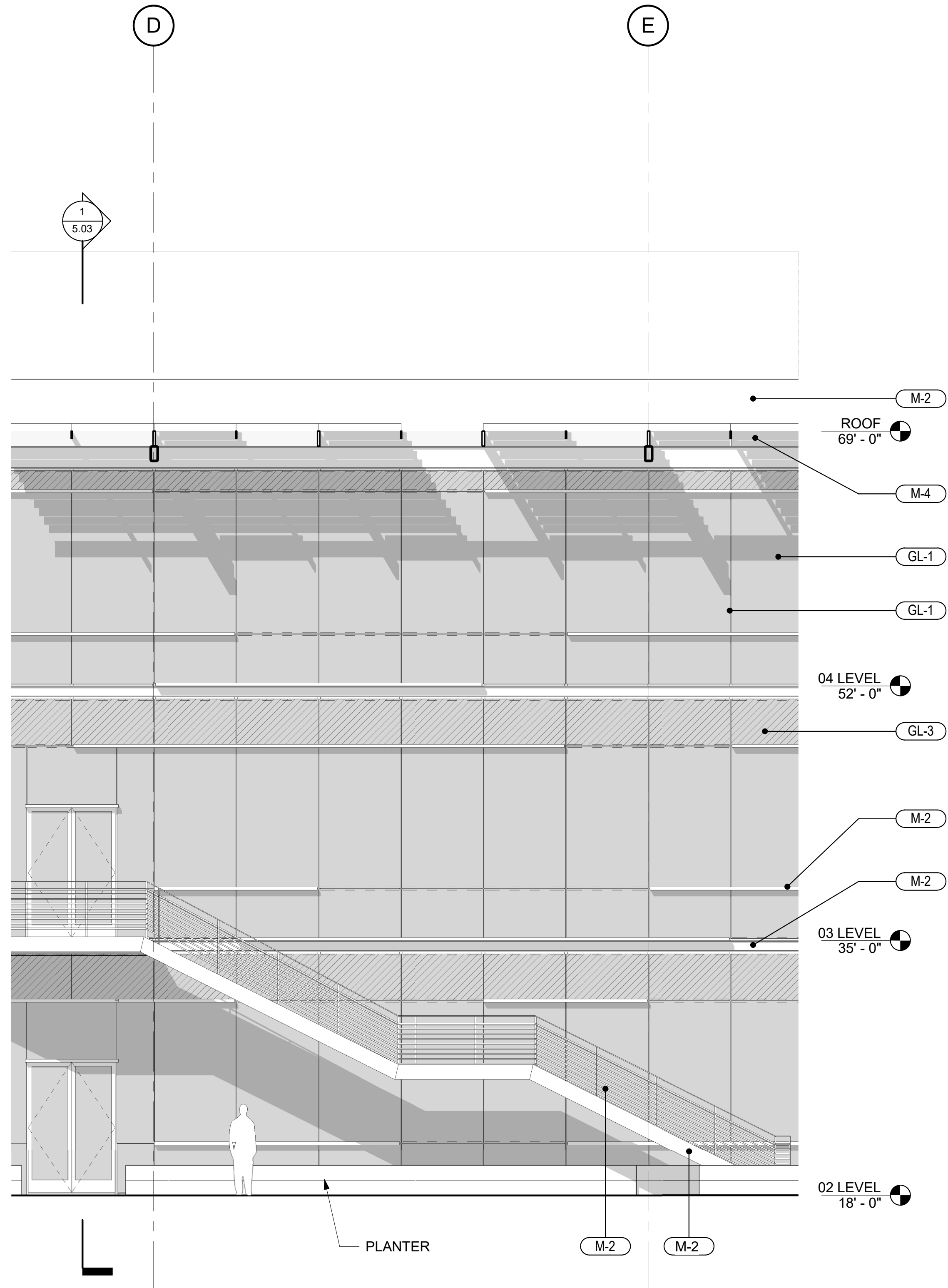
**1 FACADE SYSTEM - B.**  
SCALE: 3/16" = 1'-0"



**2 SECTION @ SECOND ST**  
SCALE: 3/16" = 1'-0"

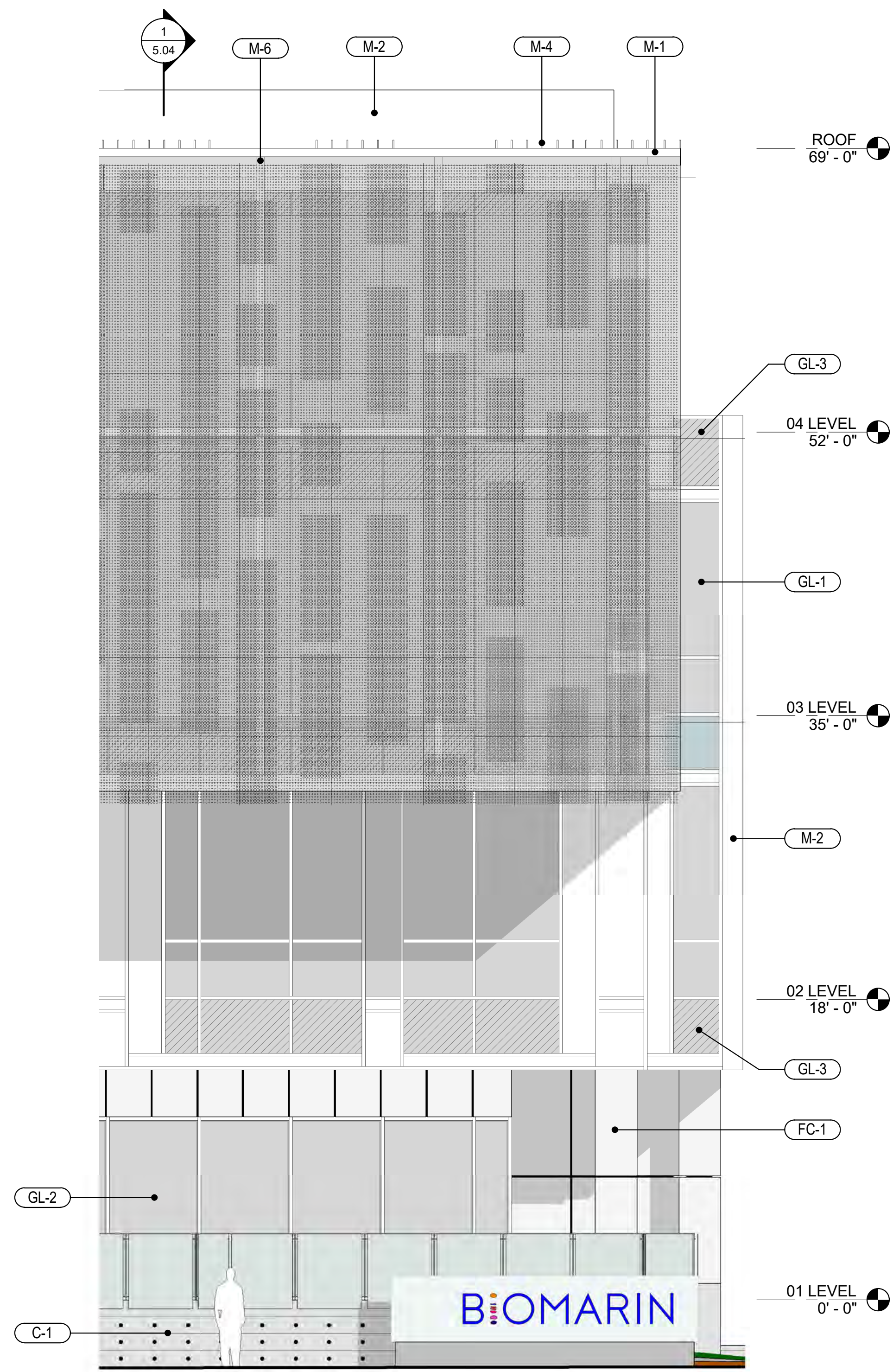




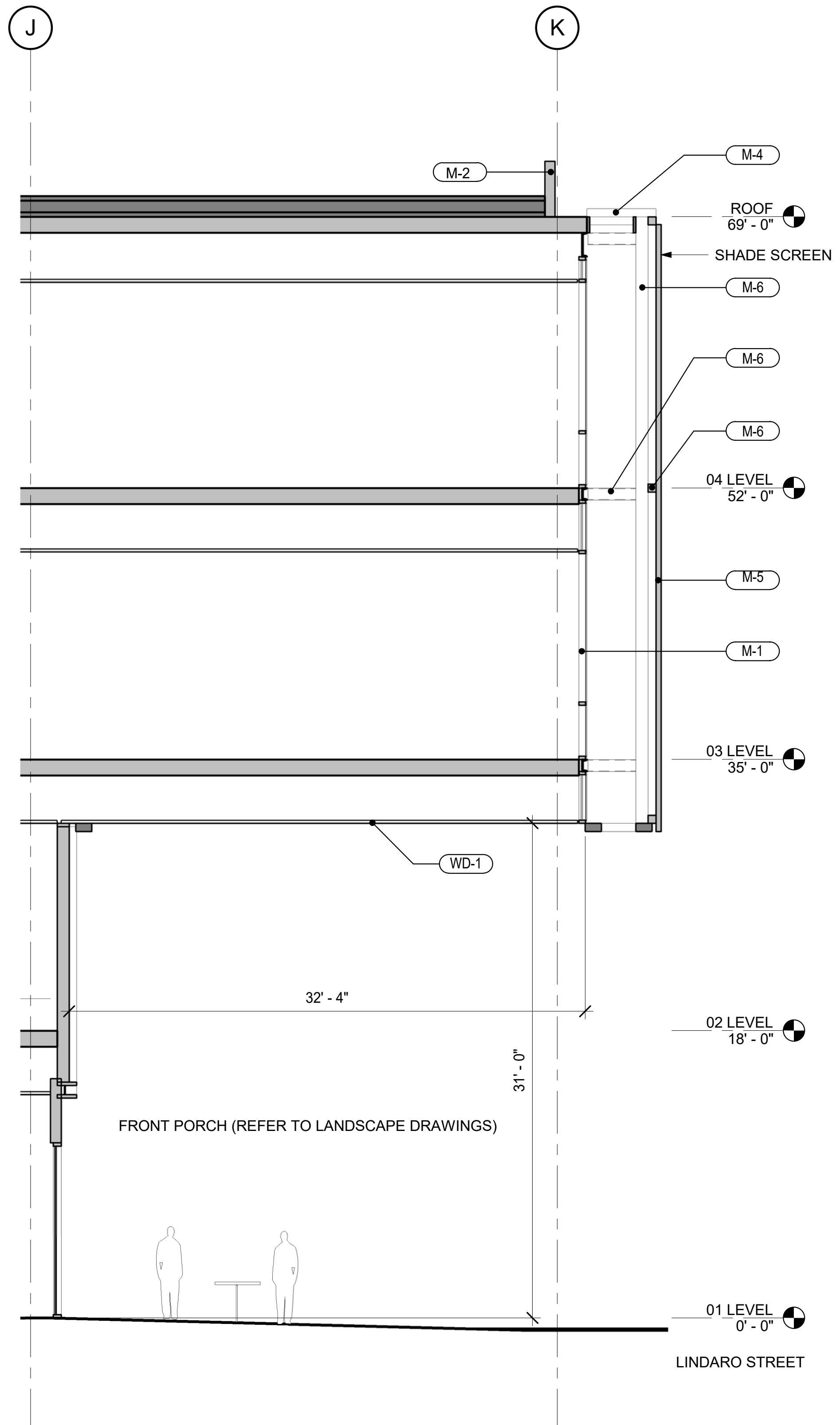


**2 FACADE SYSTEM - C ENLARGED**  
SCALE: 3/16" = 1'-0"

**1 SECTION @ ROOF TO PATIO**  
SCALE: 3/16" = 1'-0"





**2 EAST ELEVATION.**  
SCALE: 3/16" = 1'-0"



**1 SECTION @ LINDARO**  
SCALE: 3/16" = 1'-0"





M-5

GL-1 / GL-3

M-1 / M-2 / M-4

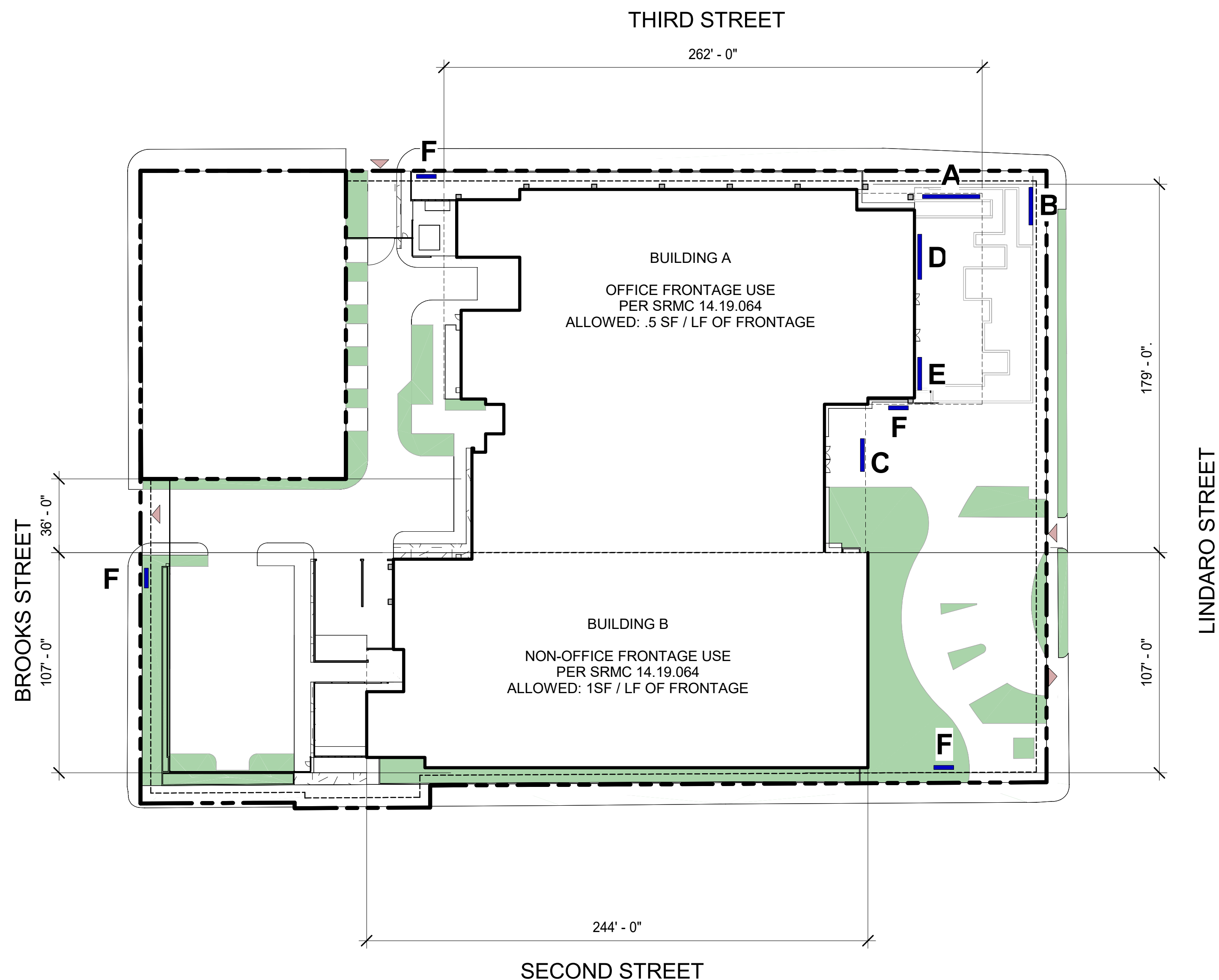
WD-1

C-1

FC-1

GL-2

GL-1	VISION GLASS	VIRACON 1" VE24-2M INSULATING HS/HS (TINTED AND FILMED)
GL-2	VISION GLASS	VIRACON 1" INSULATING HS/HS (CLEAR GLASS)
GL-3	VISION GLASS	VIRACON 1" VRE30-54 INSULATING HS/HS, SHADOW BOX
GL-4	GLASS GUARDRAIL	
M-1	EXTRUDED ALUMINUM MULLION	PPG DURANAR SUNSTORM - SATIN NICKLE
M-2	PAINTED METAL	PAINTED TO MATCH M-1
M-3	MECHANICAL PENTHOUSE LOUVERED WALL	PAINTED TO MATCH M-1
M-4	EXTENDED STEEL/ALUMINUM TRELLIS	PAINTED TO MATCH M-1
M-6	METAL SUPPORT (SHADE SCREEN)	PAINTED TO MATCH M-1
M-5	PERFORATED PANEL - SHADE SCREEN	PAINTED TO MATCH M-1
C-1	POURED IN PLACE CONCRETE	SACKED FINISH
C-2	CONCRETE PAVER	
PL-1	EXTERIOR PLASTER	SMOOTH FINISH W/ 1"ALUMINUM REGLET AT JOINTS
FC-1	FIBER CEMENT EXTERNAL WALL PANEL	VENTILATED RAINSCREEN, MAX SIZE: 10'-0" X 4'-0"
WD-1	WOOD CEILING	EXTERIOR GRADE DERAKO SYSTEM, WESTERN RED CEDAR

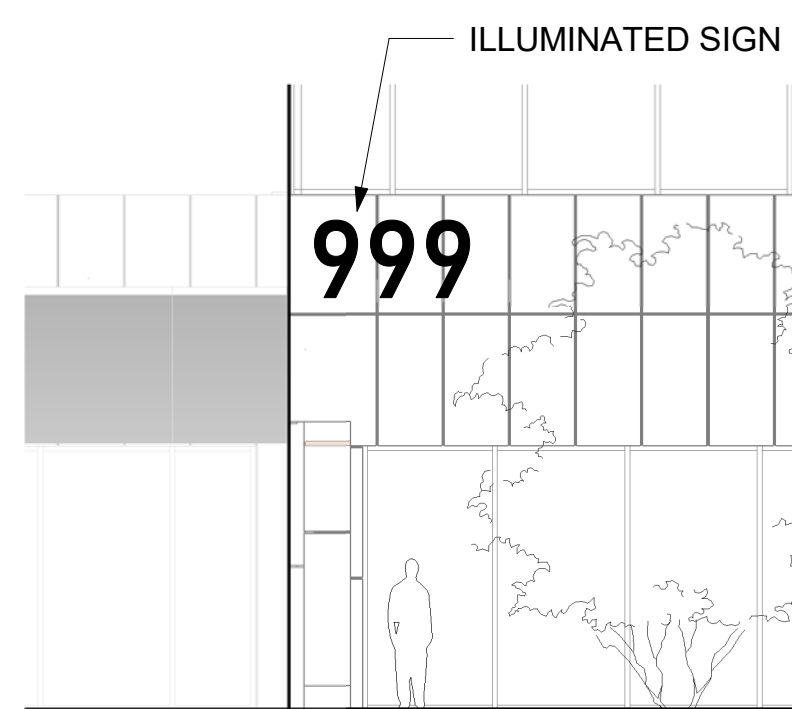


STREET	FRONTAGE	FRONTAGE TYPE	ALLOWED SF PER CITY ORDINANCE 14.19.064	ACTUAL SF (MESSAGE AREA)	SIGN TYPE
3RD STREET	262' - 0"	OFFICE	100 SF	112 SF	A
LINDARO STREET (BUILDING A)	179' - 0"	OFFICE	100 SF	291 SF	B, C, D
LINDARO STREET (BUILDING B)	107' - 0"	NON-OFFICE COMMERCIAL	200 SF		
2ND STREET	244' - 0"	NON-OFFICE COMMERCIAL	200 SF		
BROOKS STREET (BUILDING A)	36' - 0"	OFFICE	16 SF		
BROOKS STREET (BUILDING B)	107' - 0"	NON-OFFICE COMMERCIAL	200 SF		
TOTAL FRONTAGE: 935' - 0"			TOTAL ALLOWABLE: 816 SF	TOTAL ACTUAL MESSAGE AREA: 403 SF	



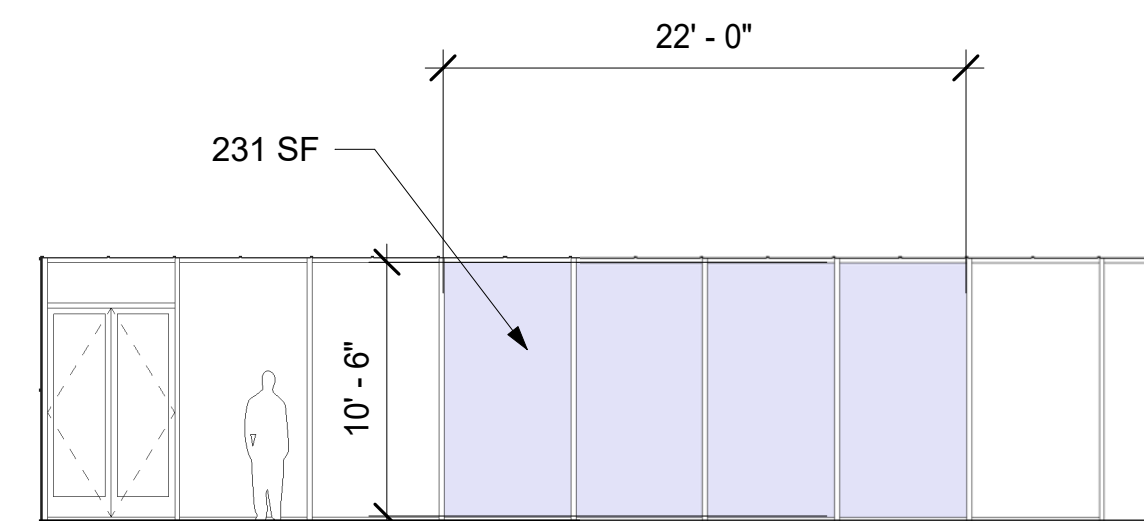
**F WAYFINDING SIGN**  
SCALE: 1/8" = 1'-0"

EXEMPT SIGN  
PER ORDINANCE 14.19.030

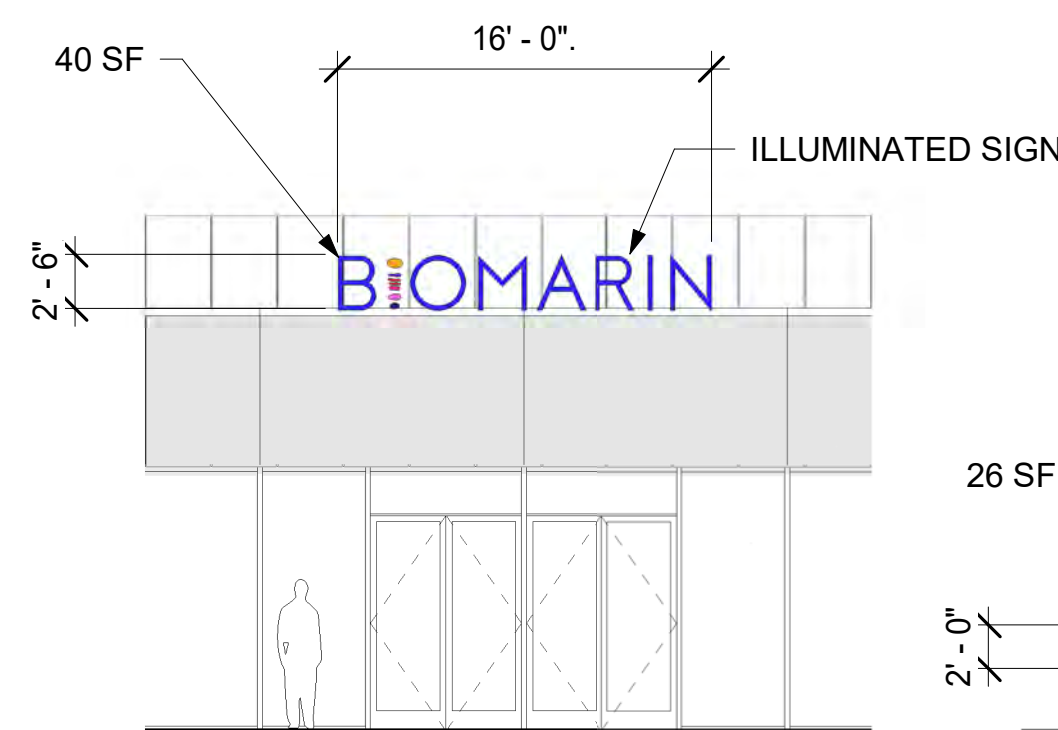


**E BUILDING ADDRESS**  
SCALE: 1/8" = 1'-0"

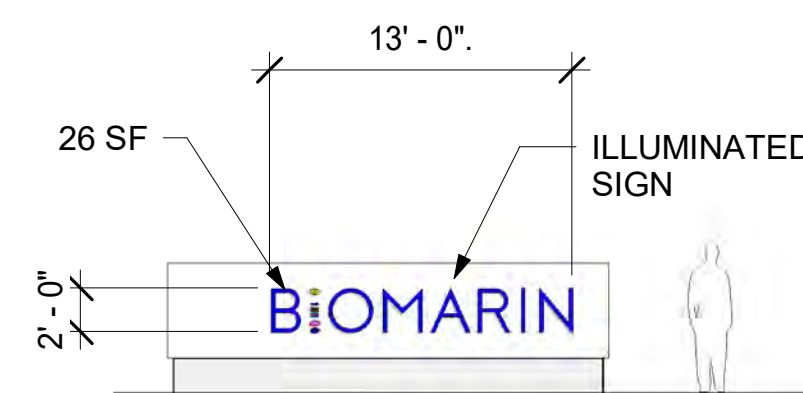
EXEMPT SIGN  
PER ORDINANCE 14.19.030



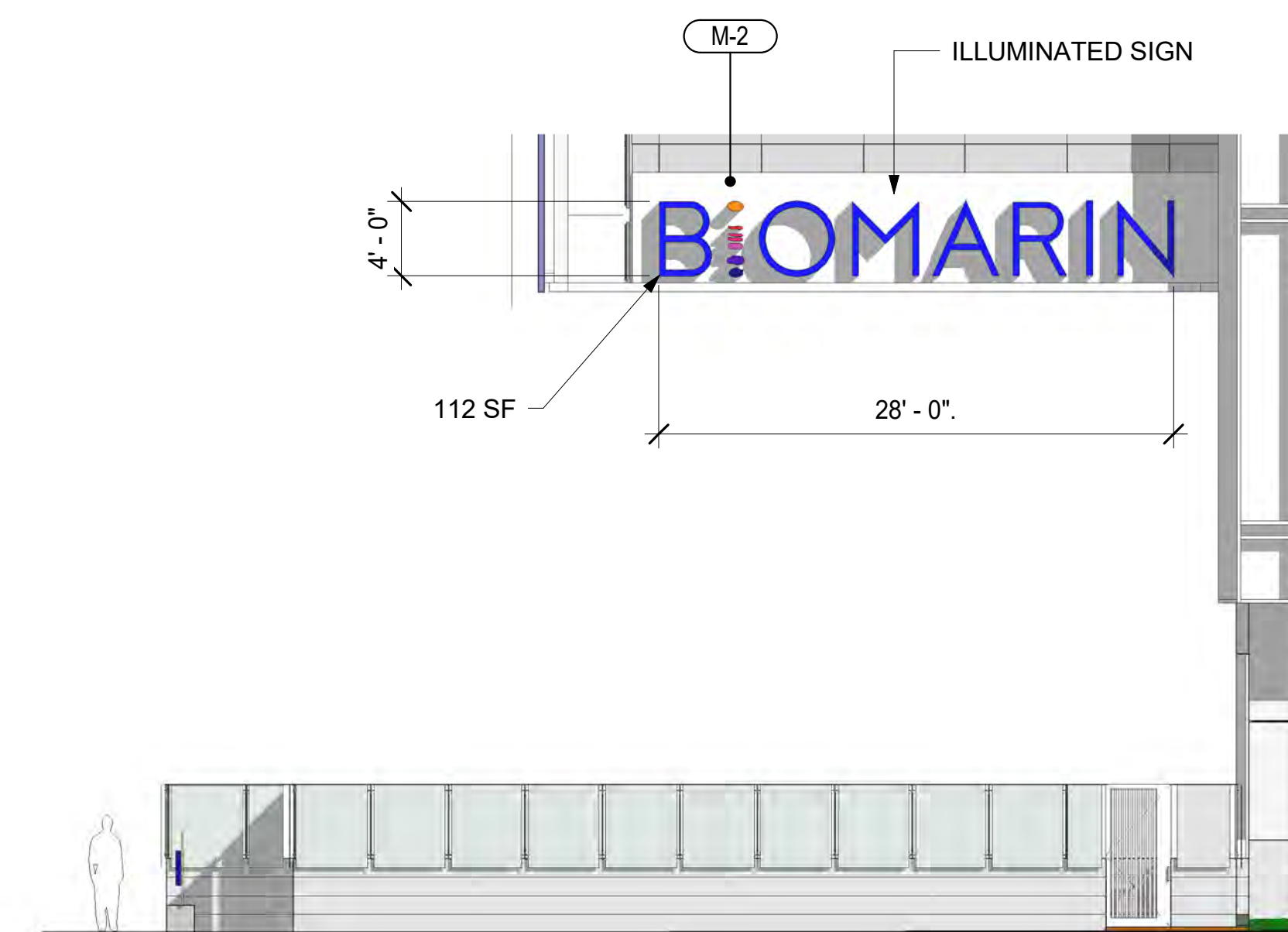
**D WINDOW SIGN**  
SCALE: 1/8" = 1'-0"



**C MARQUEE SIGN**  
SCALE: 1/8" = 1'-0"



**B MONUMENT SIGN**  
SCALE: 1/8" = 1'-0"



**A WALL SIGN**  
SCALE: 1/8" = 1'-0"



PROPOSED



EXISTING



PROPOSED



EXISTING



## BIOMARIN R & D DEVELOPMENT