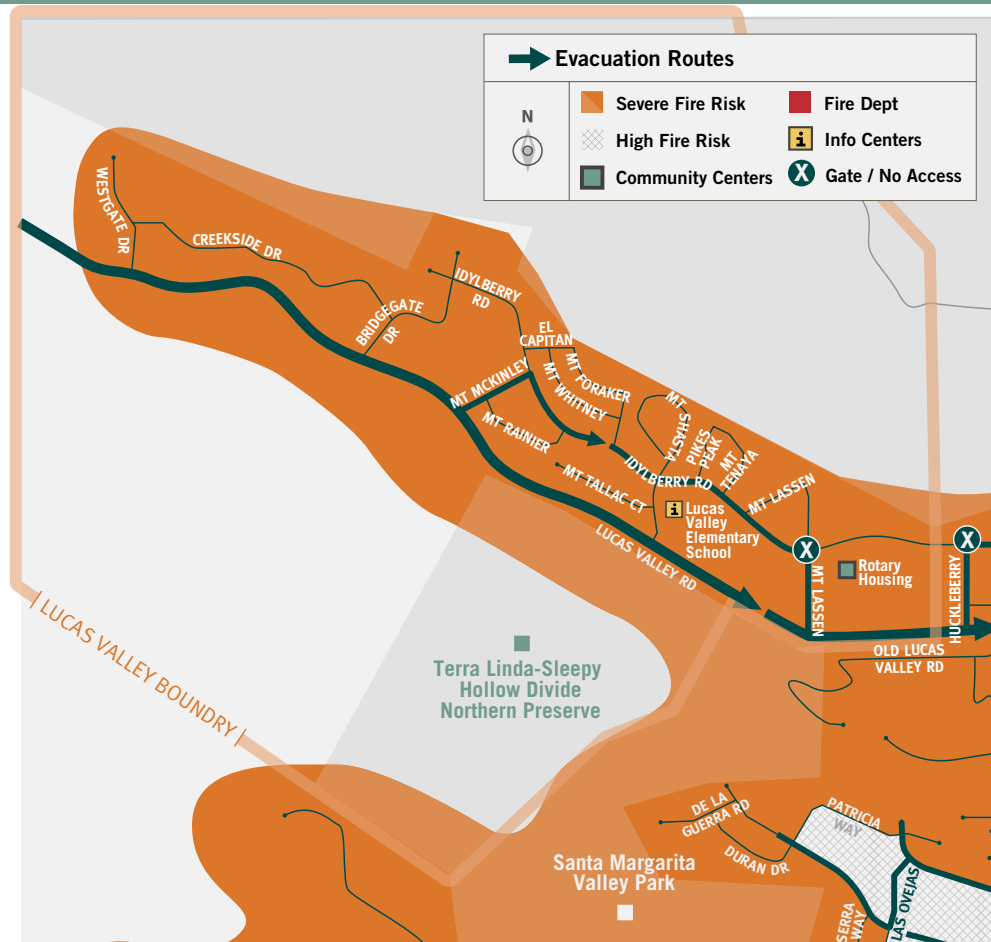


# 1 LUCAS VALLEY Know your way out.



Scan this QR code to download your neighborhood map on your phone or tablet!

Familiarize yourself with major routes out of your neighborhood in case of an evacuation.



## EMERGENCY ALERTS & FIRE INFORMATION

**WILDFIRES CAN STRIKE SUDDENLY AND WITHOUT WARNING.** EMERGENCY PERSONNEL WILL ATTEMPT TO NOTIFY COMMUNITY MEMBERS WHEN EVACUATION IS NECESSARY, BUT THIS IS NOT ALWAYS POSSIBLE. ADVANCE PREPARATION AND SITUATIONAL AWARENESS ARE REQUIRED.

### ALERT MARIN: Emergency Notifications and Evacuations

#### For ACTION at a specific ADDRESS

- Critical evacuation and life safety information, during emergencies, sent to specific addresses.
- Voice, Text, and Email messages

To register visit [www.alertmarin.org](http://www.alertmarin.org)

### NIXLE: Information Notices

#### For INFORMATION to an entire ZIP CODE

- General information and less critical updates to larger populations, by zip code only.
- Text messages only

To register, text your zip code to 888777

### AM/FM RADIO, SOCIAL MEDIA: Bay Area News; Twitter, Facebook

Monitor FM 106.9, AM 740 (KCBS); AM 810 (KGO); FM 88.5 (KQED); FM 92.3; FM 90.5; FM 89.9 (KWMR)

Follow: @MarinSheriff, @MarinCountyFire, @SRFD

NOAA Radios: tune to 162.500 or 162.400 (same code 006041)

## EVACUATION TERMS

### Evacuation Order:

You must evacuate immediately due to imminent threat to life.

### Evacuation Warning:

There is potential threat to life and property within a given timeframe.

## EVACUATION SAFETY TIPS

### What to wear?

Consider goggles, leather gloves, and heavy shoes/boots; protect skin with long natural fiber clothing, such as cotton or wool or clothing; protect airway and face with an N95 mask and bandanna. Wear a hat to protect hair from embers.

### Where to go?

Avoid hillsides. Head for a valley floor by car, away from the fire if possible.

**Last resort...** Go on foot or bicycle only if no other option exists. Sheltering indoors or in a car is usually safer than being exposed outside. Keep windows, sunroof and air vents closed.

**Never evacuate uphill,** on fire roads, or into open spaces where there is unmaintained vegetation unless directed by emergency personnel.

**Don't panic** in traffic! Inside a car on pavement is one of the safest places during a wildfire. Travel at a safe and steady pace with headlights on.

# Your evacuation checklist:

**WILDFIRES CAN STRIKE SUDDENLY AND WITHOUT WARNING.** EMERGENCY PERSONNEL WILL ATTEMPT TO NOTIFY COMMUNITY MEMBERS WHEN EVACUATION IS NECESSARY, BUT THIS IS NOT ALWAYS POSSIBLE. ADVANCE PREPARATION AND SITUATIONAL AWARENESS ARE REQUIRED. TAKE PERSONAL RESPONSIBILITY AND PREPARE TODAY.



## Be prepared...

### PREP YOUR COMMUNICATIONS:

- ☐ **Keep** your cell phone fully charged.
- ☐ **Maintain** your Go Kit.
- ☐ **Notify** an out-of-area contact of your phone number, location and status. Update regularly.
- ☐ **Leave** a note with your contact info and out-of-area contact taped to fridge or inside a front window.
- ☐ **Check** on or call neighbors.

### KEEP ON YOUR PERSON:

- ☐ **Dress** all family members in long sleeves and long pants; heavy cotton or wool is best, no matter how hot it is.
- ☐ **Wear** full coverage goggles, leather gloves, head protection such as a hard hat or helmet.
- ☐ **Cover** faces with a dry cotton or wool bandanna or scarf over an N95 respirator.
- ☐ **Tie** long hair back.
- ☐ **Take** a headlamp and flashlight (even during the day).
- ☐ **Carry** car keys, wallet, ID, cell phone, spare battery and charger.
- ☐ **Drink** plenty of water, stay hydrated.
- ☐ **Put** "Go Kits" (see right checklist) in your vehicle.

### PETS AND ANIMALS:

- ☐ **Locate** your pets and place in carriers when warning is issued. You won't be able to catch them when the fire approaches.
- ☐ Be sure your pets wear tags and are registered with microchips.
- ☐ **Place** carriers (with your pets in them) near the front door, with fresh water and extra food.
- ☐ **Prepare** horses and large animals for transport and consider moving them to a safe location early, before evacuation is ordered.



## When you leave...

- ☐ **Leave immediately** if ordered.
- ☐ **Don't wait**—if you feel unsafe or conditions worsen, leave early.
- ☐ **Assist** elderly or disabled neighbors.
- ☐ **Carpool** with neighbors if possible to reduce traffic.
- ☐ **Take** only essential vehicles with adequate fuel.
- ☐ **In your car**, turn on headlights, close windows, turn on inside air and AC, tune to local radio.
- ☐ **Drive steadily** and be observant. Obey the rules of the road.
- ☐ **Proceed downhill**, away from the fire if possible. Know at least two routes, if possible.
- ☐ **Take the fastest paved route** to a valley floor.
- ☐ **Don't panic** in traffic. Close window, all doors and garage doors.

### IF YOU ARE TRAPPED:

- ☐ **Try to take shelter** in a building, car, or an open area; you are better protected inside a building or vehicle such as a playing field or parking lot.
- ☐ **Don't** abandon your car in the road. If you must leave your car, park it off the road and consider options for shelter.
- ☐ **Park** in an outside turn if trapped on a hillside in your car.
- ☐ **Stay far from unburned** vegetation (30' or more); look for wide roads, parking lots, playing fields, etc.
- ☐ **Evacuate on foot or bicycle only** as a last resort. A car provides better protection!
- ☐ **Don't evacuate by** fire road, uphill, or into open-spaces near unburned vegetation unless directed by emergency personnel
- ☐ **Remain calm**—panic is deadly.



## If time allows...

IN SOME SITUATIONS WHEN EVACUATION IS ANTICIPATED, YOU MAY HAVE TIME TO PREPARE YOUR HOME TO GIVE IT A BETTER CHANCE OF SURVIVAL. LEARN MORE AT: [WWW.FIRESAFEMARIN.ORG/EVACUATION](http://WWW.FIRESAFEMARIN.ORG/EVACUATION)



## WILDFIRE & EMERGENCY Go Kit

- ☐ A copy of this flyer and map
- ☐ Prescriptions medications (ask your doctor for a multi day emergency supply, rotate annually)
- ☐ Battery & charger for cell phone
- ☐ Extra eyeglasses or contact lenses
- ☐ Extra set of car keys
- ☐ Credit cards, cash or traveler's checks
- ☐ First aid kit (compact)
- ☐ Headlamp and Flashlight (handheld)
- ☐ Battery-powered AM/FM radio
- ☐ Spare batteries
- ☐ Sanitation supplies
- ☐ Copies of important documents (birth certificates, passports, etc.)
- ☐ Sturdy shoes or boots
- ☐ Long sleeve shirt, long pants (natural fibers like cotton or wool, bright colors are best)
- ☐ Floppy cotton hat (to keep embers out of hair)
- ☐ Leather work gloves
- ☐ Full coverage goggles
- ☐ N95 respirator
- ☐ Cotton bandanna for face protection

### PET SUPPLIES:

- ☐ Carriers for each pet
- ☐ Leashes
- ☐ Pet food and water

### MAKE A LIST NOW OF ITEMS TO TAKE IF TIME ALLOWS:

- ☐ Easily carried valuables
- ☐ Family photos and other small, irreplaceable items
- ☐ PC data backups on hard drives and/or disks (offsite or "cloud" backup is best)
- ☐ Laptop or tablet & spare chargers



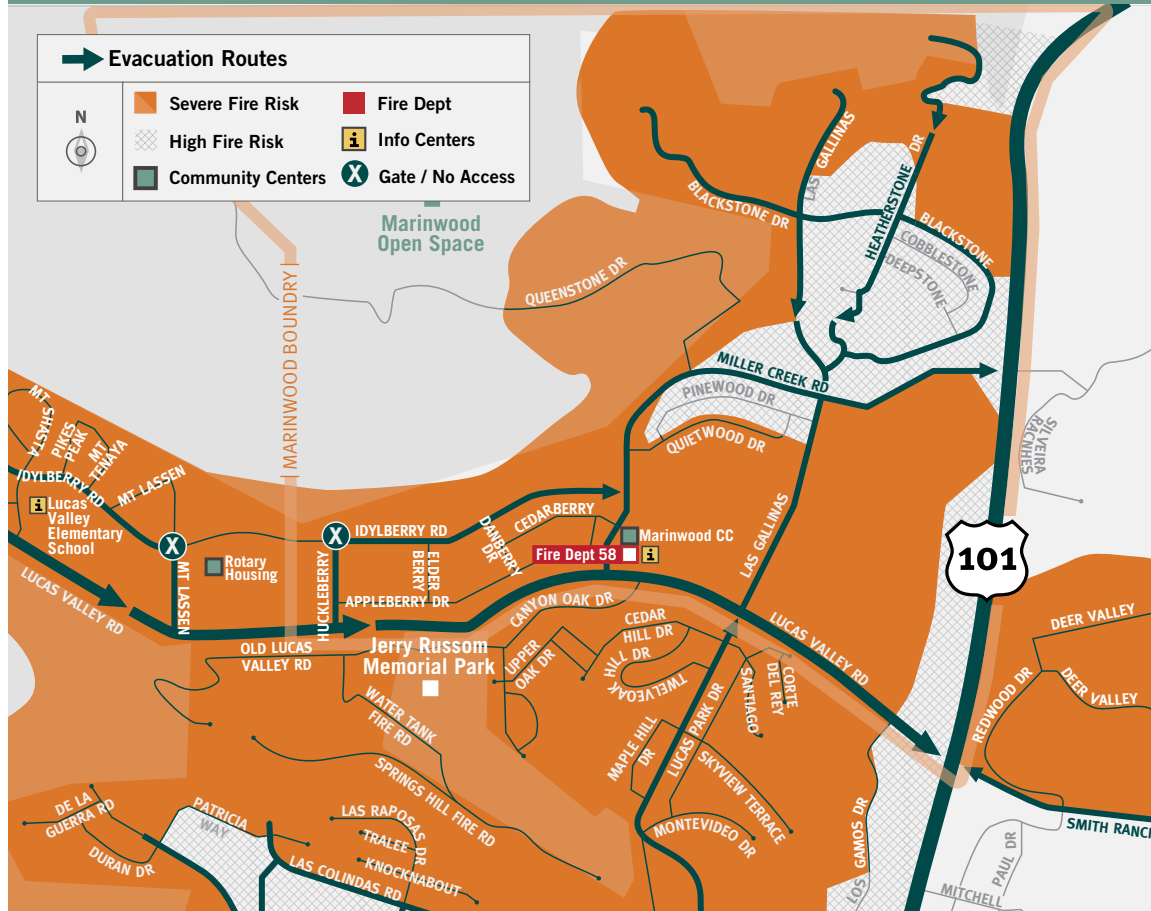
**SAN RAFAEL FIRE DEPT**  
[www.SRFD.org](http://www.SRFD.org)  
**MARIN WILDFIRE PREVENTION AUTHORITY**  
[Marinwildfire.org](http://Marinwildfire.org)

## 2 MARINWOOD Know your way out.



Scan this QR code to download your neighborhood map on your phone or tablet!

Familiarize yourself with major routes out of your neighborhood in case of an evacuation.



### EVACUATION SAFETY TIPS

#### What to wear?

Wear goggles, leather gloves, and heavy shoes/boots; protect skin with long cotton or wool clothing; protect airway and face with an N95 mask and bandanna. Wear a hat to protect hair from embers.

**Where to go?** Avoid hillsides. Head for a valley floor by car, away from the fire if possible.

**Last resort...** Go on foot or bicycle only if no other option exists. Sheltering indoors or in a car is usually safer than being exposed outside.

**Never evacuate** uphill, on fire roads, or into open spaces where there is unmaintained vegetation.

**Don't panic** in traffic! Inside a car on pavement is one of the safest places during a wildfire.

### EMERGENCY ALERTS & FIRE INFORMATION

**WILDFIRES CAN STRIKE SUDDENLY AND WITHOUT WARNING.** EMERGENCY PERSONNEL WILL ATTEMPT TO NOTIFY COMMUNITY MEMBERS WHEN EVACUATION IS NECESSARY, BUT THIS IS NOT ALWAYS POSSIBLE. ADVANCE PREPARATION AND SITUATIONAL AWARENESS ARE REQUIRED.

#### ALERT MARIN: Emergency Notifications and Evacuations

##### For ACTION at a specific ADDRESS

- Critical evacuation and life safety information, during emergencies, sent to specific addresses.
- Voice, Text, and Email messages

To register visit [www.alertmarin.org](http://www.alertmarin.org)

#### NIXLE: Information Notices

##### For INFORMATION to an entire ZIP CODE

- General information and less critical updates to larger populations, by zip code only.
- Text messages only

To register, text your zip code to 888777

#### AM/FM RADIO, SOCIAL MEDIA: Bay Area News; Twitter, Facebook

**Monitor** FM 106.9, AM 740 (KCBS); AM 810 (KGO); FM 88.5 (KQED); FM 92.3; FM 90.5; FM 89.9 (KWMR)

**Follow:** @MarinSheriff, @MarinCountyFire, @SRFD

**NOAA Radios:** tune to 162.500 or 162.400 (same code 006041)

### EVACUATION TERMS

**Evacuation Order:** You must evacuate immediately due to imminent threat to life.

**Evacuation Warning:** There is potential threat to life and property within a given timeframe.



**SAN RAFAEL FIRE DEPT**

[www.cityofsanrafael.org/departments/fire](http://www.cityofsanrafael.org/departments/fire)

# Your evacuation checklist:

**WILDFIRES CAN STRIKE SUDDENLY AND WITHOUT WARNING.** EMERGENCY PERSONNEL WILL ATTEMPT TO NOTIFY COMMUNITY MEMBERS WHEN EVACUATION IS NECESSARY, BUT THIS IS NOT ALWAYS POSSIBLE. ADVANCE PREPARATION AND SITUATIONAL AWARENESS ARE REQUIRED. TAKE PERSONAL RESPONSIBILITY AND PREPARE TODAY.



## Be prepared...

### PREP YOUR COMMUNICATIONS:

- ☐ **Keep** your cell phone fully charged.
- ☐ **Maintain** your Go Kit.
- ☐ **Notify** an out-of-area contact of your phone number, location and status. Update regularly.
- ☐ **Leave** a note with your contact info and out-of-area contact taped to fridge or inside a front window.
- ☐ **Check** on or call neighbors.

### KEEP ON YOUR PERSON:

- ☐ **Dress** all family members in long sleeves and long pants; heavy cotton or wool is best, no matter how hot it is.
- ☐ **Wear** full coverage goggles, leather gloves, head protection such as a hard hat or helmet.
- ☐ **Cover** faces with a dry cotton or wool bandanna or scarf over an N95 respirator.
- ☐ **Tie** long hair back.
- ☐ **Take** a headlamp and flashlight (even during the day).
- ☐ **Carry** car keys, wallet, ID, cell phone, spare battery and charger.
- ☐ **Drink** plenty of water, stay hydrated.
- ☐ **Put** "Go Kits" (see right checklist) in your vehicle.

### PETS AND ANIMALS:

- ☐ **Locate** your pets and place in carriers when warning is issued. You won't be able to catch them when the fire approaches.
- ☐ Be sure your pets wear tags and are registered with microchips.
- ☐ **Place** carriers (with your pets in them) near the front door, with fresh water and extra food.
- ☐ **Prepare** horses and large animals for transport and consider moving them to a safe location early, before evacuation is ordered.



## When you leave...

- ☐ **Leave immediately** if ordered.
- ☐ **Don't wait**—if you feel unsafe or conditions worsen, leave early.
- ☐ **Assist** elderly or disabled neighbors.
- ☐ **Carpool** with neighbors if possible to reduce traffic.
- ☐ **Take** only essential vehicles with adequate fuel.
- ☐ **In your car**, turn on headlights, close windows, turn on inside air and AC, tune to local radio.
- ☐ **Drive steadily** and be observant. Obey the rules of the road.
- ☐ **Proceed downhill**, away from the fire if possible. Know at least two routes, if possible.
- ☐ **Take the fastest paved route** to a valley floor.
- ☐ **Don't panic** in traffic. Close window, all doors and garage doors.

### IF YOU ARE TRAPPED:

- ☐ **Try to take shelter** in a building, car, or an open area; you are better protected inside a building or vehicle such as a playing field or parking lot.
- ☐ **Don't** abandon your car in the road. If you must leave your car, park it off the road and consider options for shelter.
- ☐ **Park** in an outside turn if trapped on a hillside in your car.
- ☐ **Stay far from unburned** vegetation (30' or more); look for wide roads, parking lots, playing fields, etc.
- ☐ **Evacuate on foot or bicycle only** as a last resort. A car provides better protection!
- ☐ **Don't evacuate by** fire road, uphill, or into open-spaces near unburned vegetation unless directed by emergency personnel
- ☐ **Remain calm**—panic is deadly.



## If time allows...

IN SOME SITUATIONS WHEN EVACUATION IS ANTICIPATED, YOU MAY HAVE TIME TO PREPARE YOUR HOME TO GIVE IT A BETTER CHANCE OF SURVIVAL. LEARN MORE AT: [WWW.FIRESAFEMARIN.ORG/EVACUATION](http://WWW.FIRESAFEMARIN.ORG/EVACUATION)



## WILDFIRE & EMERGENCY Go Kit

- ☐ A copy of this flyer and map
- ☐ Prescriptions medications (ask your doctor for a multi day emergency supply, rotate annually)
- ☐ Battery & charger for cell phone
- ☐ Extra eyeglasses or contact lenses
- ☐ Extra set of car keys
- ☐ Credit cards, cash or traveler's checks
- ☐ First aid kit (compact)
- ☐ Headlamp and Flashlight (handheld)
- ☐ Battery-powered AM/FM radio
- ☐ Spare batteries
- ☐ Sanitation supplies
- ☐ Copies of important documents (birth certificates, passports, etc.)
- ☐ Sturdy shoes or boots
- ☐ Long sleeve shirt, long pants (natural fibers like cotton or wool, bright colors are best)
- ☐ Floppy cotton hat (to keep embers out of hair)
- ☐ Leather work gloves
- ☐ Full coverage goggles
- ☐ N95 respirator
- ☐ Cotton bandanna for face protection

### PET SUPPLIES:

- ☐ Carriers for each pet
- ☐ Leashes
- ☐ Pet food and water

### MAKE A LIST NOW OF ITEMS TO TAKE IF TIME ALLOWS:

- ☐ Easily carried valuables
- ☐ Family photos and other small, irreplaceable items
- ☐ PC data backups on hard drives and/or disks (offsite or "cloud" backup is best)
- ☐ Laptop or tablet & spare chargers



**SAN RAFAEL FIRE DEPT**  
[www.SRFD.org](http://www.SRFD.org)  
**MARIN WILDFIRE PREVENTION AUTHORITY**  
[Marinwildfire.org](http://Marinwildfire.org)



### 3 TERRA LINDA Know your way out.



Scan this QR code to download your neighborhood map on your phone or tablet!

Familiarize yourself with major routes out of your neighborhood in case of an evacuation.



#### EMERGENCY ALERTS & FIRE INFORMATION

**WILDFIRES CAN STRIKE SUDDENLY AND WITHOUT WARNING.** EMERGENCY PERSONNEL WILL ATTEMPT TO NOTIFY COMMUNITY MEMBERS WHEN EVACUATION IS NECESSARY, BUT THIS IS NOT ALWAYS POSSIBLE. ADVANCE PREPARATION AND SITUATIONAL AWARENESS ARE REQUIRED.

#### ALERT MARIN: Emergency Notifications and Evacuations

##### For ACTION at a specific ADDRESS

- Critical evacuation and life safety information, during emergencies, sent to specific addresses.
- Voice, Text, and Email messages

To register visit [www.alertmarin.org](http://www.alertmarin.org)

#### NIXLE: Information Notices

##### For INFORMATION to an entire ZIP CODE

- General information and less critical updates to larger populations, by zip code only.
- Text messages only

To register, text your zip code to 888777

#### AM/FM RADIO, SOCIAL MEDIA: Bay Area News; Twitter, Facebook

**Monitor** FM 106.9, AM 740 (KCBS); AM 810 (KGO); FM 88.5 (KQED); FM 92.3; FM 90.5; FM 89.9 (KWMM)

**Follow:** @MarinSheriff, @MarinCountyFire, @SRFD

**NOAA Radios:** tune to 162.500 or 162.400 (same code 006041)

#### EVACUATION TERMS

##### Evacuation Order:

You must evacuate immediately due to imminent threat to life.

##### Evacuation Warning:

There is potential threat to life and property within a given timeframe.

#### EVACUATION SAFETY TIPS

##### What to wear?

Consider goggles, leather gloves, and heavy shoes/boots; protect skin with long natural fiber clothing, such as cotton or wool or clothing; protect airway and face with an N95 mask and bandanna. Wear a hat to protect hair from embers.

##### Where to go?

Avoid hillsides. Head for a valley floor by car, away from the fire if possible.

**Last resort...** Go on foot or bicycle only if no other option exists. Sheltering indoors or in a car is usually safer than being exposed outside. Keep windows, sunroof and air vents closed.

**Never evacuate uphill,** on fire roads, or into open spaces where there is unmaintained vegetation unless directed by emergency personnel.

**Don't panic** in traffic! Inside a car on pavement is one of the safest places during a wildfire. Travel at a safe and steady pace with headlights on.

# Your evacuation checklist:

**WILDFIRES CAN STRIKE SUDDENLY AND WITHOUT WARNING.** EMERGENCY PERSONNEL WILL ATTEMPT TO NOTIFY COMMUNITY MEMBERS WHEN EVACUATION IS NECESSARY, BUT THIS IS NOT ALWAYS POSSIBLE. ADVANCE PREPARATION AND SITUATIONAL AWARENESS ARE REQUIRED. TAKE PERSONAL RESPONSIBILITY AND PREPARE TODAY.



## Be prepared...

### PREP YOUR COMMUNICATIONS:

- ☐ **Keep** your cell phone fully charged.
- ☐ **Maintain** your Go Kit.
- ☐ **Notify** an out-of-area contact of your phone number, location and status. Update regularly.
- ☐ **Leave** a note with your contact info and out-of-area contact taped to fridge or inside a front window.
- ☐ **Check** on or call neighbors.

### KEEP ON YOUR PERSON:

- ☐ **Dress** all family members in long sleeves and long pants; heavy cotton or wool is best, no matter how hot it is.
- ☐ **Wear** full coverage goggles, leather gloves, head protection such as a hard hat or helmet.
- ☐ **Cover** faces with a dry cotton or wool bandanna or scarf over an N95 respirator.
- ☐ **Tie** long hair back.
- ☐ **Take** a headlamp and flashlight (even during the day).
- ☐ **Carry** car keys, wallet, ID, cell phone, spare battery and charger.
- ☐ **Drink** plenty of water, stay hydrated.
- ☐ **Put** "Go Kits" (see right checklist) in your vehicle.

### PETS AND ANIMALS:

- ☐ **Locate** your pets and place in carriers when warning is issued. You won't be able to catch them when the fire approaches.
- ☐ Be sure your pets wear tags and are registered with microchips.
- ☐ **Place** carriers (with your pets in them) near the front door, with fresh water and extra food.
- ☐ **Prepare** horses and large animals for transport and consider moving them to a safe location early, before evacuation is ordered.



## When you leave...

- ☐ **Leave immediately** if ordered.
- ☐ **Don't wait**—if you feel unsafe or conditions worsen, leave early.
- ☐ **Assist** elderly or disabled neighbors.
- ☐ **Carpool** with neighbors if possible to reduce traffic.
- ☐ **Take** only essential vehicles with adequate fuel.
- ☐ **In your car**, turn on headlights, close windows, turn on inside air and AC, tune to local radio.
- ☐ **Drive steadily** and be observant. Obey the rules of the road.
- ☐ **Proceed downhill**, away from the fire if possible. Know at least two routes, if possible.
- ☐ **Take the fastest paved route** to a valley floor.
- ☐ **Don't panic** in traffic. Close window, all doors and garage doors.

### IF YOU ARE TRAPPED:

- ☐ **Try to take shelter** in a building, car, or an open area; you are better protected inside a building or vehicle such as a playing field or parking lot.
- ☐ **Don't** abandon your car in the road. If you must leave your car, park it off the road and consider options for shelter.
- ☐ **Park** in an outside turn if trapped on a hillside in your car.
- ☐ **Stay far from unburned** vegetation (30' or more); look for wide roads, parking lots, playing fields, etc.
- ☐ **Evacuate on foot or bicycle only** as a last resort. A car provides better protection!
- ☐ **Don't evacuate by** fire road, uphill, or into open-spaces near unburned vegetation unless directed by emergency personnel
- ☐ **Remain calm**—panic is deadly.



## If time allows...

IN SOME SITUATIONS WHEN EVACUATION IS ANTICIPATED, YOU MAY HAVE TIME TO PREPARE YOUR HOME TO GIVE IT A BETTER CHANCE OF SURVIVAL. LEARN MORE AT: [WWW.FIRESAFEMARIN.ORG/EVACUATION](http://WWW.FIRESAFEMARIN.ORG/EVACUATION)



## WILDFIRE & EMERGENCY Go Kit

- ☐ A copy of this flyer and map
- ☐ Prescriptions medications (ask your doctor for a multi day emergency supply, rotate annually)
- ☐ Battery & charger for cell phone
- ☐ Extra eyeglasses or contact lenses
- ☐ Extra set of car keys
- ☐ Credit cards, cash or traveler's checks
- ☐ First aid kit (compact)
- ☐ Headlamp and Flashlight (handheld)
- ☐ Battery-powered AM/FM radio
- ☐ Spare batteries
- ☐ Sanitation supplies
- ☐ Copies of important documents (birth certificates, passports, etc.)
- ☐ Sturdy shoes or boots
- ☐ Long sleeve shirt, long pants (natural fibers like cotton or wool, bright colors are best)
- ☐ Floppy cotton hat (to keep embers out of hair)
- ☐ Leather work gloves
- ☐ Full coverage goggles
- ☐ N95 respirator
- ☐ Cotton bandanna for face protection

### PET SUPPLIES:

- ☐ Carriers for each pet
- ☐ Leashes
- ☐ Pet food and water

### MAKE A LIST NOW OF ITEMS TO TAKE IF TIME ALLOWS:

- ☐ Easily carried valuables
- ☐ Family photos and other small, irreplaceable items
- ☐ PC data backups on hard drives and/or disks (offsite or "cloud" backup is best)
- ☐ Laptop or tablet & spare chargers



**SAN RAFAEL FIRE DEPT**  
[www.SRFD.org](http://www.SRFD.org)  
**MARIN WILDFIRE PREVENTION AUTHORITY**  
[Marinwildfire.org](http://Marinwildfire.org)

4

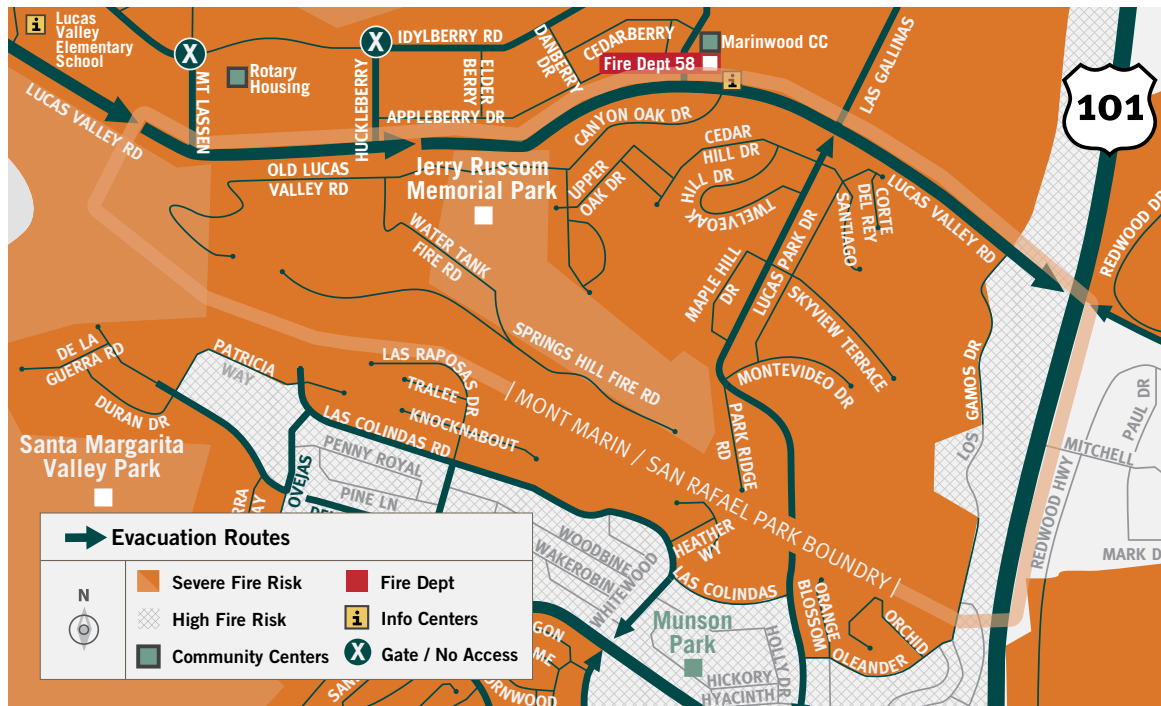
# MONT MARIN/SAN RAFAEL PARK

## Know your way out.



Scan this QR code to download your neighborhood map on your phone or tablet!

Familiarize yourself with major routes out of your neighborhood in case of an evacuation.



### EVACUATION SAFETY TIPS

#### What to wear?

Wear goggles, leather gloves, and heavy shoes/boots; protect skin with long cotton or wool clothing; protect airway and face with an N95 mask and bandanna. Wear a hat to protect hair from embers.

**Where to go?** Avoid hillsides. Head for a valley floor by car, away from the fire if possible.

**Last resort...** Go on foot or bicycle only if no other option exists. Sheltering indoors or in a car is usually safer than being exposed outside.

**Never evacuate** uphill, on fire roads, or into open spaces where there is unmaintained vegetation.

**Don't panic** in traffic! Inside a car on pavement is one of the safest places during a wildfire.

### EMERGENCY ALERTS & FIRE INFORMATION

**WILDFIRES CAN STRIKE SUDDENLY AND WITHOUT WARNING.** EMERGENCY PERSONNEL WILL ATTEMPT TO NOTIFY COMMUNITY MEMBERS WHEN EVACUATION IS NECESSARY, BUT THIS IS NOT ALWAYS POSSIBLE. ADVANCE PREPARATION AND SITUATIONAL AWARENESS ARE REQUIRED.

#### ALERT MARIN: Emergency Notifications and Evacuations

##### For ACTION at a specific ADDRESS

- Critical evacuation and life safety information, during emergencies, sent to specific addresses.
- Voice, Text, and Email messages

To register visit [www.alertmarin.org](http://www.alertmarin.org)

#### NIXLE: Information Notices

##### For INFORMATION to an entire ZIP CODE

- General information and less critical updates to larger populations, by zip code only.
- Text messages only

To register, text your zip code to 888777

#### AM/FM RADIO, SOCIAL MEDIA: Bay Area News; Twitter, Facebook

Monitor FM 106.9, AM 740 (KCBS); AM 810 (KGO); FM 88.5 (KQED); FM 92.3; FM 90.5; FM 89.9 (KWMR)

Follow: @MarinSheriff, @MarinCountyFire, @SRFD

NOAA Radios: tune to 162.500 or 162.400 (same code 006041)

### EVACUATION TERMS

**Evacuation Order:** You must evacuate immediately due to imminent threat to life.

**Evacuation Warning:** There is potential threat to life and property within a given timeframe.



**SAN RAFAEL FIRE DEPT**

[www.cityofsanrafael.org/departments/fire](http://www.cityofsanrafael.org/departments/fire)

# Your evacuation checklist:

**WILDFIRES CAN STRIKE SUDDENLY AND WITHOUT WARNING.** EMERGENCY PERSONNEL WILL ATTEMPT TO NOTIFY COMMUNITY MEMBERS WHEN EVACUATION IS NECESSARY, BUT THIS IS NOT ALWAYS POSSIBLE. ADVANCE PREPARATION AND SITUATIONAL AWARENESS ARE REQUIRED. TAKE PERSONAL RESPONSIBILITY AND PREPARE TODAY.



## Be prepared...

### PREP YOUR COMMUNICATIONS:

- ☐ **Keep** your cell phone fully charged.
- ☐ **Maintain** your Go Kit.
- ☐ **Notify** an out-of-area contact of your phone number, location and status. Update regularly.
- ☐ **Leave** a note with your contact info and out-of-area contact taped to fridge or inside a front window.
- ☐ **Check** on or call neighbors.

### KEEP ON YOUR PERSON:

- ☐ **Dress** all family members in long sleeves and long pants; heavy cotton or wool is best, no matter how hot it is.
- ☐ **Wear** full coverage goggles, leather gloves, head protection such as a hard hat or helmet.
- ☐ **Cover** faces with a dry cotton or wool bandanna or scarf over an N95 respirator.
- ☐ **Tie** long hair back.
- ☐ **Take** a headlamp and flashlight (even during the day).
- ☐ **Carry** car keys, wallet, ID, cell phone, spare battery and charger.
- ☐ **Drink** plenty of water, stay hydrated.
- ☐ **Put** "Go Kits" (see right checklist) in your vehicle.

### PETS AND ANIMALS:

- ☐ **Locate** your pets and place in carriers when warning is issued. You won't be able to catch them when the fire approaches.
- ☐ Be sure your pets wear tags and are registered with microchips.
- ☐ **Place** carriers (with your pets in them) near the front door, with fresh water and extra food.
- ☐ **Prepare** horses and large animals for transport and consider moving them to a safe location early, before evacuation is ordered.



## When you leave...

- ☐ **Leave immediately** if ordered.
- ☐ **Don't wait**—if you feel unsafe or conditions worsen, leave early.
- ☐ **Assist** elderly or disabled neighbors.
- ☐ **Carpool** with neighbors if possible to reduce traffic.
- ☐ **Take** only essential vehicles with adequate fuel.
- ☐ **In your car**, turn on headlights, close windows, turn on inside air and AC, tune to local radio.
- ☐ **Drive steadily** and be observant. Obey the rules of the road.
- ☐ **Proceed downhill**, away from the fire if possible. Know at least two routes, if possible.
- ☐ **Take the fastest paved route** to a valley floor.
- ☐ **Don't panic** in traffic. Close window, all doors and garage doors.

### IF YOU ARE TRAPPED:

- ☐ **Try to take shelter** in a building, car, or an open area; you are better protected inside a building or vehicle such as a playing field or parking lot.
- ☐ **Don't** abandon your car in the road. If you must leave your car, park it off the road and consider options for shelter.
- ☐ **Park** in an outside turn if trapped on a hillside in your car.
- ☐ **Stay far from unburned** vegetation (30' or more); look for wide roads, parking lots, playing fields, etc.
- ☐ **Evacuate on foot or bicycle only** as a last resort. A car provides better protection!
- ☐ **Don't evacuate by** fire road, uphill, or into open-spaces near unburned vegetation unless directed by emergency personnel
- ☐ **Remain calm**—panic is deadly.



## If time allows...

IN SOME SITUATIONS WHEN EVACUATION IS ANTICIPATED, YOU MAY HAVE TIME TO PREPARE YOUR HOME TO GIVE IT A BETTER CHANCE OF SURVIVAL. LEARN MORE AT: [WWW.FIRESAFEMARIN.ORG/EVACUATION](http://WWW.FIRESAFEMARIN.ORG/EVACUATION)



## WILDFIRE & EMERGENCY Go Kit

- ☐ A copy of this flyer and map
- ☐ Prescriptions medications (ask your doctor for a multi day emergency supply, rotate annually)
- ☐ Battery & charger for cell phone
- ☐ Extra eyeglasses or contact lenses
- ☐ Extra set of car keys
- ☐ Credit cards, cash or traveler's checks
- ☐ First aid kit (compact)
- ☐ Headlamp and Flashlight (handheld)
- ☐ Battery-powered AM/FM radio
- ☐ Spare batteries
- ☐ Sanitation supplies
- ☐ Copies of important documents (birth certificates, passports, etc.)
- ☐ Sturdy shoes or boots
- ☐ Long sleeve shirt, long pants (natural fibers like cotton or wool, bright colors are best)
- ☐ Floppy cotton hat (to keep embers out of hair)
- ☐ Leather work gloves
- ☐ Full coverage goggles
- ☐ N95 respirator
- ☐ Cotton bandanna for face protection

### PET SUPPLIES:

- ☐ Carriers for each pet
- ☐ Leashes
- ☐ Pet food and water

### MAKE A LIST NOW OF ITEMS TO TAKE IF TIME ALLOWS:

- ☐ Easily carried valuables
- ☐ Family photos and other small, irreplaceable items
- ☐ PC data backups on hard drives and/or disks (offsite or "cloud" backup is best)
- ☐ Laptop or tablet & spare chargers



**SAN RAFAEL FIRE DEPT**  
[www.SRFD.org](http://www.SRFD.org)  
**MARIN WILDFIRE PREVENTION AUTHORITY**  
[Marinwildfire.org](http://Marinwildfire.org)



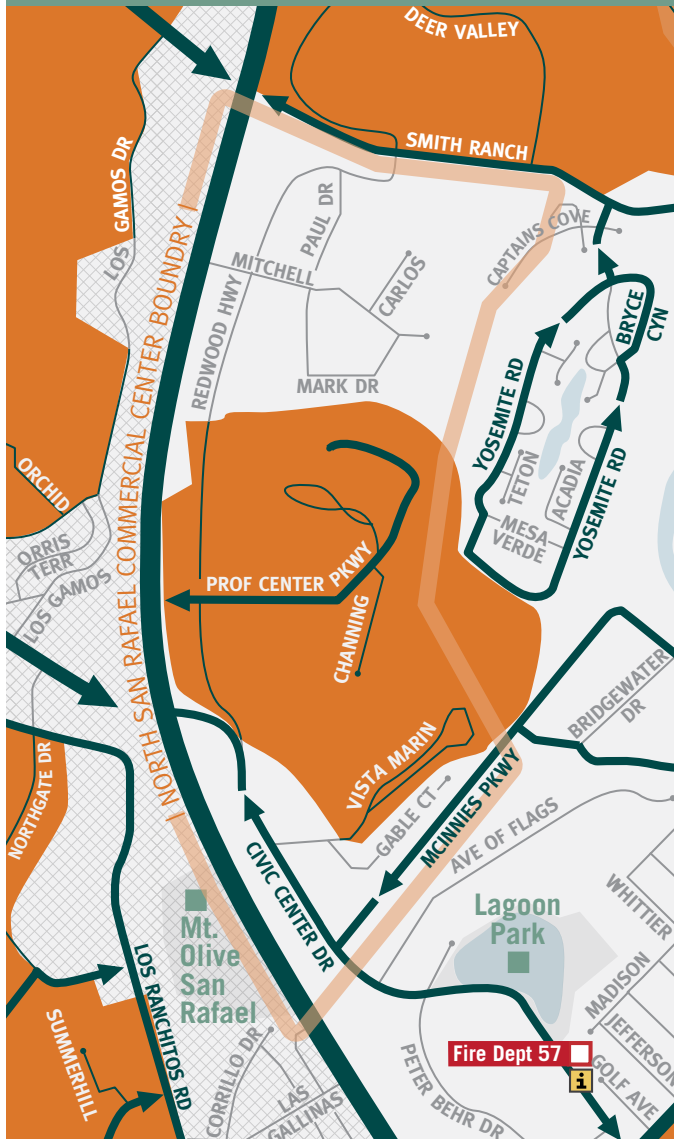
# 5 NORTH SAN RAFAEL COMMERCIAL CENTER

## Know your way out.



Scan this QR code to download your neighborhood map on your phone or tablet!

Familiarize yourself with major routes out of your neighborhood in case of an evacuation.



### EVACUATION SAFETY TIPS

#### What to wear?

Wear goggles, leather gloves, and heavy shoes/boots; protect skin with long cotton or wool clothing; protect airway and face with an N95 mask and bandanna. Wear a hat to protect hair from embers.

**Where to go?** Avoid hillsides. Head for a valley floor by car, away from the fire if possible.

**Last resort...** Go on foot or bicycle only if no other option exists. Sheltering indoors or in a car is usually safer than being exposed outside.

**Never evacuate** uphill, on fire roads, or into open spaces where there is unmaintained vegetation.

**Don't panic** in traffic! Inside a car on pavement is one of the safest places during a wildfire.

#### Evacuation Routes

- Severe Fire Risk
- High Fire Risk
- Community Centers
- Fire Dept
- i Info Centers
- X Gate / No Access

### EMERGENCY ALERTS & FIRE INFORMATION

**WILDFIRES CAN STRIKE SUDDENLY AND WITHOUT WARNING.** EMERGENCY PERSONNEL WILL ATTEMPT TO NOTIFY COMMUNITY MEMBERS WHEN EVACUATION IS NECESSARY, BUT THIS IS NOT ALWAYS POSSIBLE. ADVANCE PREPARATION AND SITUATIONAL AWARENESS ARE REQUIRED.

#### ALERT MARIN: Emergency Notifications and Evacuations

##### For ACTION at a specific ADDRESS

- Critical evacuation and life safety information, during emergencies, sent to specific addresses.
- Voice, Text, and Email messages

To register visit [www.alertmarin.org](http://www.alertmarin.org)

#### NIXLE: Information Notices

##### For INFORMATION to an entire ZIP CODE

- General information and less critical updates to larger populations, by zip code only.
- Text messages only

To register, text your zip code to 888777

#### AM/FM RADIO, SOCIAL MEDIA: Bay Area News; Twitter, Facebook

**Monitor** FM 106.9, AM 740 (KCBS); AM 810 (KGO); FM 88.5 (KQED); FM 92.3; FM 90.5; FM 89.9 (KWMR)

**Follow:** @MarinSheriff, @MarinCountyFire, @SRFD

**NOAA Radios:** tune to 162.500 or 162.400 (same code 006041)

### EVACUATION TERMS

#### Evacuation Order:

You must evacuate immediately due to imminent threat to life.

#### Evacuation Warning:

There is potential threat to life and property within a given timeframe.

# Your evacuation checklist:

**WILDFIRES CAN STRIKE SUDDENLY AND WITHOUT WARNING.** EMERGENCY PERSONNEL WILL ATTEMPT TO NOTIFY COMMUNITY MEMBERS WHEN EVACUATION IS NECESSARY, BUT THIS IS NOT ALWAYS POSSIBLE. ADVANCE PREPARATION AND SITUATIONAL AWARENESS ARE REQUIRED. TAKE PERSONAL RESPONSIBILITY AND PREPARE TODAY.



## Be prepared...

### PREP YOUR COMMUNICATIONS:

- ☐ **Keep** your cell phone fully charged.
- ☐ **Maintain** your Go Kit.
- ☐ **Notify** an out-of-area contact of your phone number, location and status. Update regularly.
- ☐ **Leave** a note with your contact info and out-of-area contact taped to fridge or inside a front window.
- ☐ **Check** on or call neighbors.

### KEEP ON YOUR PERSON:

- ☐ **Dress** all family members in long sleeves and long pants; heavy cotton or wool is best, no matter how hot it is.
- ☐ **Wear** full coverage goggles, leather gloves, head protection such as a hard hat or helmet.
- ☐ **Cover** faces with a dry cotton or wool bandanna or scarf over an N95 respirator.
- ☐ **Tie** long hair back.
- ☐ **Take** a headlamp and flashlight (even during the day).
- ☐ **Carry** car keys, wallet, ID, cell phone, spare battery and charger.
- ☐ **Drink** plenty of water, stay hydrated.
- ☐ **Put** "Go Kits" (see right checklist) in your vehicle.

### PETS AND ANIMALS:

- ☐ **Locate** your pets and place in carriers when warning is issued. You won't be able to catch them when the fire approaches.
- ☐ Be sure your pets wear tags and are registered with microchips.
- ☐ **Place** carriers (with your pets in them) near the front door, with fresh water and extra food.
- ☐ **Prepare** horses and large animals for transport and consider moving them to a safe location early, before evacuation is ordered.



## When you leave...

- ☐ **Leave immediately** if ordered.
- ☐ **Don't wait**—if you feel unsafe or conditions worsen, leave early.
- ☐ **Assist** elderly or disabled neighbors.
- ☐ **Carpool** with neighbors if possible to reduce traffic.
- ☐ **Take** only essential vehicles with adequate fuel.
- ☐ **In your car**, turn on headlights, close windows, turn on inside air and AC, tune to local radio.
- ☐ **Drive steadily** and be observant. Obey the rules of the road.
- ☐ **Proceed downhill**, away from the fire if possible. Know at least two routes, if possible.
- ☐ **Take the fastest paved route** to a valley floor.
- ☐ **Don't panic** in traffic. Close window, all doors and garage doors.

### IF YOU ARE TRAPPED:

- ☐ **Try to take shelter** in a building, car, or an open area; you are better protected inside a building or vehicle such as a playing field or parking lot.
- ☐ **Don't** abandon your car in the road. If you must leave your car, park it off the road and consider options for shelter.
- ☐ **Park** in an outside turn if trapped on a hillside in your car.
- ☐ **Stay far from unburned** vegetation (30' or more); look for wide roads, parking lots, playing fields, etc.
- ☐ **Evacuate on foot or bicycle only** as a last resort. A car provides better protection!
- ☐ **Don't evacuate by** fire road, uphill, or into open-spaces near unburned vegetation unless directed by emergency personnel
- ☐ **Remain calm**—panic is deadly.



## If time allows...

IN SOME SITUATIONS WHEN EVACUATION IS ANTICIPATED, YOU MAY HAVE TIME TO PREPARE YOUR HOME TO GIVE IT A BETTER CHANCE OF SURVIVAL. LEARN MORE AT: [WWW.FIRESAFEMARIN.ORG/EVACUATION](http://WWW.FIRESAFEMARIN.ORG/EVACUATION)



## WILDFIRE & EMERGENCY Go Kit

- ☐ A copy of this flyer and map
- ☐ Prescriptions medications (ask your doctor for a multi day emergency supply, rotate annually)
- ☐ Battery & charger for cell phone
- ☐ Extra eyeglasses or contact lenses
- ☐ Extra set of car keys
- ☐ Credit cards, cash or traveler's checks
- ☐ First aid kit (compact)
- ☐ Headlamp and Flashlight (handheld)
- ☐ Battery-powered AM/FM radio
- ☐ Spare batteries
- ☐ Sanitation supplies
- ☐ Copies of important documents (birth certificates, passports, etc.)
- ☐ Sturdy shoes or boots
- ☐ Long sleeve shirt, long pants (natural fibers like cotton or wool, bright colors are best)
- ☐ Floppy cotton hat (to keep embers out of hair)
- ☐ Leather work gloves
- ☐ Full coverage goggles
- ☐ N95 respirator
- ☐ Cotton bandanna for face protection

### PET SUPPLIES:

- ☐ Carriers for each pet
- ☐ Leashes
- ☐ Pet food and water

### MAKE A LIST NOW OF ITEMS TO TAKE IF TIME ALLOWS:

- ☐ Easily carried valuables
- ☐ Family photos and other small, irreplaceable items
- ☐ PC data backups on hard drives and/or disks (offsite or "cloud" backup is best)
- ☐ Laptop or tablet & spare chargers



**SAN RAFAEL FIRE DEPT**  
[www.SRFD.org](http://www.SRFD.org)  
**MARIN WILDFIRE PREVENTION AUTHORITY**  
[Marinwildfire.org](http://Marinwildfire.org)

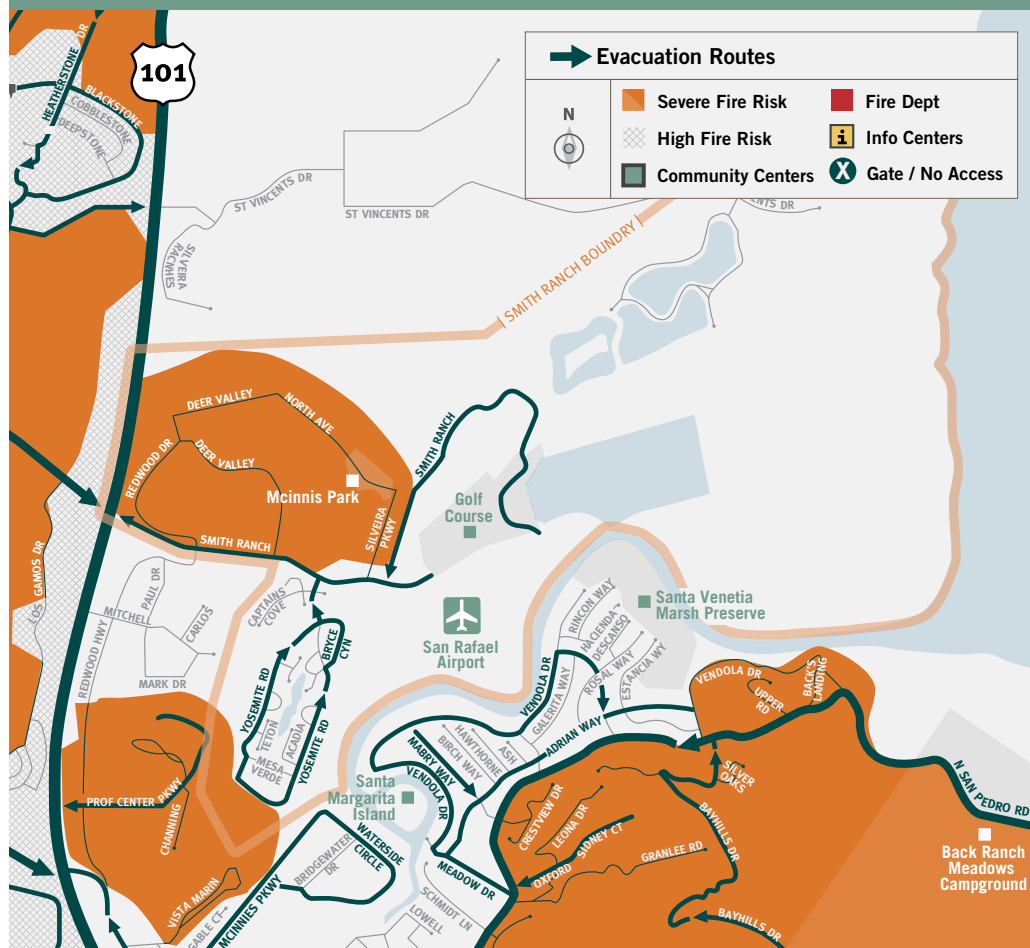
6

# SMITH RANCH Know your way out.



Scan this QR code to download your neighborhood map on your phone or tablet!

Familiarize yourself with major routes out of your neighborhood in case of an evacuation.



## EMERGENCY ALERTS & FIRE INFORMATION

**WILDFIRES CAN STRIKE SUDDENLY AND WITHOUT WARNING.** EMERGENCY PERSONNEL WILL ATTEMPT TO NOTIFY COMMUNITY MEMBERS WHEN EVACUATION IS NECESSARY, BUT THIS IS NOT ALWAYS POSSIBLE. ADVANCE PREPARATION AND SITUATIONAL AWARENESS ARE REQUIRED.

### ALERT MARIN: Emergency Notifications and Evacuations

#### For ACTION at a specific ADDRESS

- Critical evacuation and life safety information, during emergencies, sent to specific addresses.
- Voice, Text, and Email messages

To register visit [www.alertmarin.org](http://www.alertmarin.org)

### NIXLE: Information Notices

#### For INFORMATION to an entire ZIP CODE

- General information and less critical updates to larger populations, by zip code only.
- Text messages only

To register, text your zip code to 888777

### AM/FM RADIO, SOCIAL MEDIA: Bay Area News; Twitter, Facebook

**Monitor** FM 106.9, AM 740 (KCBS); AM 810 (KGO); FM 88.5 (KQED); FM 92.3; FM 90.5; FM 89.9 (KWMR)

**Follow:** @MarinSheriff, @MarinCountyFire, @SRFD

**NOAA Radios:** tune to 162.500 or 162.400 (same code 006041)

## EVACUATION TERMS

### Evacuation Order:

You must evacuate immediately due to imminent threat to life.

### Evacuation Warning:

There is potential threat to life and property within a given timeframe.

## EVACUATION SAFETY TIPS

### What to wear?

Consider goggles, leather gloves, and heavy shoes/boots; protect skin with long natural fiber clothing, such as cotton or wool or clothing; protect airway and face with an N95 mask and bandanna. Wear a hat to protect hair from embers.

### Where to go?

Avoid hillsides. Head for a valley floor by car, away from the fire if possible.

**Last resort...** Go on foot or bicycle only if no other option exists. Sheltering indoors or in a car is usually safer than being exposed outside. Keep windows, sunroof and air vents closed.

**Never evacuate uphill,** on fire roads, or into open spaces where there is unmaintained vegetation unless directed by emergency personnel.

**Don't panic** in traffic! Inside a car on pavement is one of the safest places during a wildfire. Travel at a safe and steady pace with headlights on.

# Your evacuation checklist:

**WILDFIRES CAN STRIKE SUDDENLY AND WITHOUT WARNING.** EMERGENCY PERSONNEL WILL ATTEMPT TO NOTIFY COMMUNITY MEMBERS WHEN EVACUATION IS NECESSARY, BUT THIS IS NOT ALWAYS POSSIBLE. ADVANCE PREPARATION AND SITUATIONAL AWARENESS ARE REQUIRED. TAKE PERSONAL RESPONSIBILITY AND PREPARE TODAY.



## Be prepared...

### PREP YOUR COMMUNICATIONS:

- ☐ **Keep** your cell phone fully charged.
- ☐ **Maintain** your Go Kit.
- ☐ **Notify** an out-of-area contact of your phone number, location and status. Update regularly.
- ☐ **Leave** a note with your contact info and out-of-area contact taped to fridge or inside a front window.
- ☐ **Check** on or call neighbors.

### KEEP ON YOUR PERSON:

- ☐ **Dress** all family members in long sleeves and long pants; heavy cotton or wool is best, no matter how hot it is.
- ☐ **Wear** full coverage goggles, leather gloves, head protection such as a hard hat or helmet.
- ☐ **Cover** faces with a dry cotton or wool bandanna or scarf over an N95 respirator.
- ☐ **Tie** long hair back.
- ☐ **Take** a headlamp and flashlight (even during the day).
- ☐ **Carry** car keys, wallet, ID, cell phone, spare battery and charger.
- ☐ **Drink** plenty of water, stay hydrated.
- ☐ **Put** "Go Kits" (see right checklist) in your vehicle.

### PETS AND ANIMALS:

- ☐ **Locate** your pets and place in carriers when warning is issued. You won't be able to catch them when the fire approaches.
- ☐ Be sure your pets wear tags and are registered with microchips.
- ☐ **Place** carriers (with your pets in them) near the front door, with fresh water and extra food.
- ☐ **Prepare** horses and large animals for transport and consider moving them to a safe location early, before evacuation is ordered.



## When you leave...

- ☐ **Leave immediately** if ordered.
- ☐ **Don't wait**—if you feel unsafe or conditions worsen, leave early.
- ☐ **Assist** elderly or disabled neighbors.
- ☐ **Carpool** with neighbors if possible to reduce traffic.
- ☐ **Take** only essential vehicles with adequate fuel.
- ☐ **In your car**, turn on headlights, close windows, turn on inside air and AC, tune to local radio.
- ☐ **Drive steadily** and be observant. Obey the rules of the road.
- ☐ **Proceed downhill**, away from the fire if possible. Know at least two routes, if possible.
- ☐ **Take the fastest paved route** to a valley floor.
- ☐ **Don't panic** in traffic. Close window, all doors and garage doors.

### IF YOU ARE TRAPPED:

- ☐ **Try to take shelter** in a building, car, or an open area; you are better protected inside a building or vehicle such as a playing field or parking lot.
- ☐ **Don't** abandon your car in the road. If you must leave your car, park it off the road and consider options for shelter.
- ☐ **Park** in an outside turn if trapped on a hillside in your car.
- ☐ **Stay far from unburned** vegetation (30' or more); look for wide roads, parking lots, playing fields, etc.
- ☐ **Evacuate on foot or bicycle only** as a last resort. A car provides better protection!
- ☐ **Don't evacuate by** fire road, uphill, or into open-spaces near unburned vegetation unless directed by emergency personnel
- ☐ **Remain calm**—panic is deadly.



## If time allows...

IN SOME SITUATIONS WHEN EVACUATION IS ANTICIPATED, YOU MAY HAVE TIME TO PREPARE YOUR HOME TO GIVE IT A BETTER CHANCE OF SURVIVAL. LEARN MORE AT: [WWW.FIRESAFEMARIN.ORG/EVACUATION](http://WWW.FIRESAFEMARIN.ORG/EVACUATION)



## WILDFIRE & EMERGENCY Go Kit

- ☐ A copy of this flyer and map
- ☐ Prescriptions medications (ask your doctor for a multi day emergency supply, rotate annually)
- ☐ Battery & charger for cell phone
- ☐ Extra eyeglasses or contact lenses
- ☐ Extra set of car keys
- ☐ Credit cards, cash or traveler's checks
- ☐ First aid kit (compact)
- ☐ Headlamp and Flashlight (handheld)
- ☐ Battery-powered AM/FM radio
- ☐ Spare batteries
- ☐ Sanitation supplies
- ☐ Copies of important documents (birth certificates, passports, etc.)
- ☐ Sturdy shoes or boots
- ☐ Long sleeve shirt, long pants (natural fibers like cotton or wool, bright colors are best)
- ☐ Floppy cotton hat (to keep embers out of hair)
- ☐ Leather work gloves
- ☐ Full coverage goggles
- ☐ N95 respirator
- ☐ Cotton bandanna for face protection

### PET SUPPLIES:

- ☐ Carriers for each pet
- ☐ Leashes
- ☐ Pet food and water

### MAKE A LIST NOW OF ITEMS TO TAKE IF TIME ALLOWS:

- ☐ Easily carried valuables
- ☐ Family photos and other small, irreplaceable items
- ☐ PC data backups on hard drives and/or disks (offsite or "cloud" backup is best)
- ☐ Laptop or tablet & spare chargers



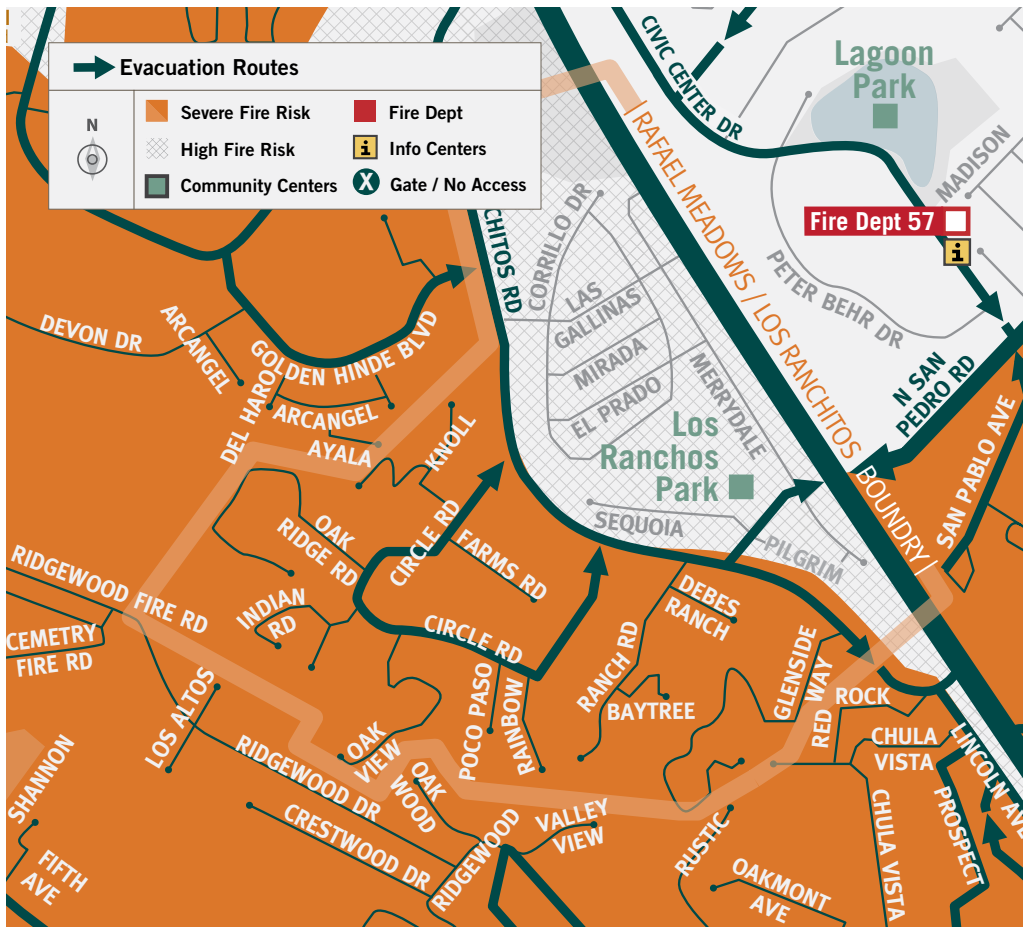
**SAN RAFAEL FIRE DEPT**  
[www.SRFD.org](http://www.SRFD.org)  
**MARIN WILDFIRE PREVENTION AUTHORITY**  
[Marinwildfire.org](http://Marinwildfire.org)



# 7 RAFAEL MEADOWS/LOS RANCHITOS

## Know your way out.

Familiarize yourself with major routes out of your neighborhood in case of an evacuation.



Scan this QR code to download your neighborhood map on your phone or tablet!

### EMERGENCY ALERTS & FIRE INFORMATION

**WILDFIRES CAN STRIKE SUDDENLY AND WITHOUT WARNING.** EMERGENCY PERSONNEL WILL ATTEMPT TO NOTIFY COMMUNITY MEMBERS WHEN EVACUATION IS NECESSARY, BUT THIS IS NOT ALWAYS POSSIBLE. ADVANCE PREPARATION AND SITUATIONAL AWARENESS ARE REQUIRED.

### ALERT MARIN: Emergency Notifications and Evacuations

#### For ACTION at a specific ADDRESS

- Critical evacuation and life safety information, during emergencies, sent to specific addresses.
- Voice, Text, and Email messages

To register visit [www.alertmarin.org](http://www.alertmarin.org)

### NIXLE: Information Notices

#### For INFORMATION to an entire ZIP CODE

- General information and less critical updates to larger populations, by zip code only.
- Text messages only

To register, text your zip code to 888777

### AM/FM RADIO, SOCIAL MEDIA: Bay Area News; Twitter, Facebook

Monitor FM 106.9, AM 740 (KCBS); AM 810 (KGO); FM 88.5 (KQED); FM 92.3; FM 90.5; FM 89.9 (KWMM)

Follow: @MarinSheriff, @MarinCountyFire, @SRFD

NOAA Radios: tune to 162.500 or 162.400 (same code 006041)

### EVACUATION TERMS

#### Evacuation Order:

You must evacuate immediately due to imminent threat to life.

#### Evacuation Warning:

There is potential threat to life and property within a given timeframe.

### EVACUATION SAFETY TIPS

#### What to wear?

Consider goggles, leather gloves, and heavy shoes/boots; protect skin with long natural fiber clothing, such as cotton or wool or clothing; protect airway and face with an N95 mask and bandanna. Wear a hat to protect hair from embers.

#### Where to go?

Avoid hillsides. Head for a valley floor by car, away from the fire if possible.

**Last resort...** Go on foot or bicycle **only if no other option exists**. Sheltering indoors or in a car is usually safer than being exposed outside. Keep windows, sunroof and air vents closed.

**Never evacuate** uphill, on fire roads, or into open spaces where there is unmaintained vegetation unless directed by emergency personnel.

**Don't panic** in traffic! Inside a car on pavement is one of the safest places during a wildfire. Travel at a safe and steady pace with headlights on.

# Your evacuation checklist:

**WILDFIRES CAN STRIKE SUDDENLY AND WITHOUT WARNING.** EMERGENCY PERSONNEL WILL ATTEMPT TO NOTIFY COMMUNITY MEMBERS WHEN EVACUATION IS NECESSARY, BUT THIS IS NOT ALWAYS POSSIBLE. ADVANCE PREPARATION AND SITUATIONAL AWARENESS ARE REQUIRED. TAKE PERSONAL RESPONSIBILITY AND PREPARE TODAY.



## Be prepared...

### PREP YOUR COMMUNICATIONS:

- ☐ **Keep** your cell phone fully charged.
- ☐ **Maintain** your Go Kit.
- ☐ **Notify** an out-of-area contact of your phone number, location and status. Update regularly.
- ☐ **Leave** a note with your contact info and out-of-area contact taped to fridge or inside a front window.
- ☐ **Check** on or call neighbors.

### KEEP ON YOUR PERSON:

- ☐ **Dress** all family members in long sleeves and long pants; heavy cotton or wool is best, no matter how hot it is.
- ☐ **Wear** full coverage goggles, leather gloves, head protection such as a hard hat or helmet.
- ☐ **Cover** faces with a dry cotton or wool bandanna or scarf over an N95 respirator.
- ☐ **Tie** long hair back.
- ☐ **Take** a headlamp and flashlight (even during the day).
- ☐ **Carry** car keys, wallet, ID, cell phone, spare battery and charger.
- ☐ **Drink** plenty of water, stay hydrated.
- ☐ **Put** "Go Kits" (see right checklist) in your vehicle.

### PETS AND ANIMALS:

- ☐ **Locate** your pets and place in carriers when warning is issued. You won't be able to catch them when the fire approaches.
- ☐ Be sure your pets wear tags and are registered with microchips.
- ☐ **Place** carriers (with your pets in them) near the front door, with fresh water and extra food.
- ☐ **Prepare** horses and large animals for transport and consider moving them to a safe location early, before evacuation is ordered.



## When you leave...

- ☐ **Leave immediately** if ordered.
- ☐ **Don't wait**—if you feel unsafe or conditions worsen, leave early.
- ☐ **Assist** elderly or disabled neighbors.
- ☐ **Carpool** with neighbors if possible to reduce traffic.
- ☐ **Take** only essential vehicles with adequate fuel.
- ☐ **In your car**, turn on headlights, close windows, turn on inside air and AC, tune to local radio.
- ☐ **Drive steadily** and be observant. Obey the rules of the road.
- ☐ **Proceed downhill**, away from the fire if possible. Know at least two routes, if possible.
- ☐ **Take the fastest paved route** to a valley floor.
- ☐ **Don't panic** in traffic. Close window, all doors and garage doors.

### IF YOU ARE TRAPPED:

- ☐ **Try to take shelter** in a building, car, or an open area; you are better protected inside a building or vehicle such as a playing field or parking lot.
- ☐ **Don't** abandon your car in the road. If you must leave your car, park it off the road and consider options for shelter.
- ☐ **Park** in an outside turn if trapped on a hillside in your car.
- ☐ **Stay far from unburned** vegetation (30' or more); look for wide roads, parking lots, playing fields, etc.
- ☐ **Evacuate on foot or bicycle only** as a last resort. A car provides better protection!
- ☐ **Don't evacuate by** fire road, uphill, or into open-spaces near unburned vegetation unless directed by emergency personnel
- ☐ **Remain calm**—panic is deadly.



## If time allows...

IN SOME SITUATIONS WHEN EVACUATION IS ANTICIPATED, YOU MAY HAVE TIME TO PREPARE YOUR HOME TO GIVE IT A BETTER CHANCE OF SURVIVAL. LEARN MORE AT: [WWW.FIRESAFEMARIN.ORG/EVACUATION](http://WWW.FIRESAFEMARIN.ORG/EVACUATION)



## WILDFIRE & EMERGENCY Go Kit

- ☐ A copy of this flyer and map
- ☐ Prescriptions medications (ask your doctor for a multi day emergency supply, rotate annually)
- ☐ Battery & charger for cell phone
- ☐ Extra eyeglasses or contact lenses
- ☐ Extra set of car keys
- ☐ Credit cards, cash or traveler's checks
- ☐ First aid kit (compact)
- ☐ Headlamp and Flashlight (handheld)
- ☐ Battery-powered AM/FM radio
- ☐ Spare batteries
- ☐ Sanitation supplies
- ☐ Copies of important documents (birth certificates, passports, etc.)
- ☐ Sturdy shoes or boots
- ☐ Long sleeve shirt, long pants (natural fibers like cotton or wool, bright colors are best)
- ☐ Floppy cotton hat (to keep embers out of hair)
- ☐ Leather work gloves
- ☐ Full coverage goggles
- ☐ N95 respirator
- ☐ Cotton bandanna for face protection

### PET SUPPLIES:

- ☐ Carriers for each pet
- ☐ Leashes
- ☐ Pet food and water

### MAKE A LIST NOW OF ITEMS TO TAKE IF TIME ALLOWS:

- ☐ Easily carried valuables
- ☐ Family photos and other small, irreplaceable items
- ☐ PC data backups on hard drives and/or disks (offsite or "cloud" backup is best)
- ☐ Laptop or tablet & spare chargers



**SAN RAFAEL FIRE DEPT**  
[www.SRFD.org](http://www.SRFD.org)  
**MARIN WILDFIRE PREVENTION AUTHORITY**  
[Marinwildfire.org](http://Marinwildfire.org)

8

## CIVIC CENTER Know your way out.



Scan this QR code to download your neighborhood map on your phone or tablet!

Familiarize yourself with major routes out of your neighborhood in case of an evacuation.



## EVACUATION SAFETY TIPS

## What to wear?

Wear goggles, leather gloves, and heavy shoes/boots; protect skin with long cotton or wool clothing; protect airway and face with an N95 mask and bandanna. Wear a hat to protect hair from embers.

**Where to go?** Avoid hillsides. Head for a valley floor by car, away from the fire if possible.

**Last resort...** Go on foot or bicycle only if no other option exists. Sheltering indoors or in a car is usually safer than being exposed outside.

**Never evacuate** uphill, on fire roads, or into open spaces where there is unmaintained vegetation.

**Don't panic** in traffic! Inside a car on pavement is one of the safest places during a wildfire.

## Evacuation Routes



- Severe Fire Risk
- High Fire Risk
- Community Centers
- Fire Dept
- i Info Centers
- X Gate / No Access

## EMERGENCY ALERTS &amp; FIRE INFORMATION

**WILDFIRES CAN STRIKE SUDDENLY AND WITHOUT WARNING.** EMERGENCY PERSONNEL WILL ATTEMPT TO NOTIFY COMMUNITY MEMBERS WHEN EVACUATION IS NECESSARY, BUT THIS IS NOT ALWAYS POSSIBLE. ADVANCE PREPARATION AND SITUATIONAL AWARENESS ARE REQUIRED.

**ALERT MARIN:** Emergency Notifications and Evacuations

## For ACTION at a specific ADDRESS

- Critical evacuation and life safety information, during emergencies, sent to specific addresses.
- Voice, Text, and Email messages

To register visit [www.alertmarin.org](http://www.alertmarin.org)

## NIXLE: Information Notices

## For INFORMATION to an entire ZIP CODE

- General information and less critical updates to larger populations, by zip code only.
- Text messages only

To register, text your zip code to 888777

**AM/FM RADIO, SOCIAL MEDIA:** Bay Area News; Twitter, Facebook

**Monitor** FM 106.9, AM 740 (KCBS); AM 810 (KGO); FM 88.5 (KQED); FM 92.3; FM 90.5; FM 89.9 (KWMR)

**Follow:** @MarinSheriff, @MarinCountyFire, @SRFD

**NOAA Radios:** tune to 162.500 or 162.400 (same code 006041)

## EVACUATION TERMS

## Evacuation Order:

You must evacuate immediately due to imminent threat to life.

## Evacuation Warning:

There is potential threat to life and property within a given timeframe.

# Your evacuation checklist:

**WILDFIRES CAN STRIKE SUDDENLY AND WITHOUT WARNING.** EMERGENCY PERSONNEL WILL ATTEMPT TO NOTIFY COMMUNITY MEMBERS WHEN EVACUATION IS NECESSARY, BUT THIS IS NOT ALWAYS POSSIBLE. ADVANCE PREPARATION AND SITUATIONAL AWARENESS ARE REQUIRED. TAKE PERSONAL RESPONSIBILITY AND PREPARE TODAY.



## Be prepared...

### PREP YOUR COMMUNICATIONS:

- ☐ **Keep** your cell phone fully charged.
- ☐ **Maintain** your Go Kit.
- ☐ **Notify** an out-of-area contact of your phone number, location and status. Update regularly.
- ☐ **Leave** a note with your contact info and out-of-area contact taped to fridge or inside a front window.
- ☐ **Check** on or call neighbors.

### KEEP ON YOUR PERSON:

- ☐ **Dress** all family members in long sleeves and long pants; heavy cotton or wool is best, no matter how hot it is.
- ☐ **Wear** full coverage goggles, leather gloves, head protection such as a hard hat or helmet.
- ☐ **Cover** faces with a dry cotton or wool bandanna or scarf over an N95 respirator.
- ☐ **Tie** long hair back.
- ☐ **Take** a headlamp and flashlight (even during the day).
- ☐ **Carry** car keys, wallet, ID, cell phone, spare battery and charger.
- ☐ **Drink** plenty of water, stay hydrated.
- ☐ **Put** "Go Kits" (see right checklist) in your vehicle.

### PETS AND ANIMALS:

- ☐ **Locate** your pets and place in carriers when warning is issued. You won't be able to catch them when the fire approaches.
- ☐ Be sure your pets wear tags and are registered with microchips.
- ☐ **Place** carriers (with your pets in them) near the front door, with fresh water and extra food.
- ☐ **Prepare** horses and large animals for transport and consider moving them to a safe location early, before evacuation is ordered.



## When you leave...

- ☐ **Leave immediately** if ordered.
- ☐ **Don't wait**—if you feel unsafe or conditions worsen, leave early.
- ☐ **Assist** elderly or disabled neighbors.
- ☐ **Carpool** with neighbors if possible to reduce traffic.
- ☐ **Take** only essential vehicles with adequate fuel.
- ☐ **In your car**, turn on headlights, close windows, turn on inside air and AC, tune to local radio.
- ☐ **Drive steadily** and be observant. Obey the rules of the road.
- ☐ **Proceed downhill**, away from the fire if possible. Know at least two routes, if possible.
- ☐ **Take the fastest paved route** to a valley floor.
- ☐ **Don't panic** in traffic. Close window, all doors and garage doors.

### IF YOU ARE TRAPPED:

- ☐ **Try to take shelter** in a building, car, or an open area; you are better protected inside a building or vehicle such as a playing field or parking lot.
- ☐ **Don't** abandon your car in the road. If you must leave your car, park it off the road and consider options for shelter.
- ☐ **Park** in an outside turn if trapped on a hillside in your car.
- ☐ **Stay far from unburned** vegetation (30' or more); look for wide roads, parking lots, playing fields, etc.
- ☐ **Evacuate on foot or bicycle only** as a last resort. A car provides better protection!
- ☐ **Don't evacuate by** fire road, uphill, or into open-spaces near unburned vegetation unless directed by emergency personnel
- ☐ **Remain calm**—panic is deadly.



## If time allows...

IN SOME SITUATIONS WHEN EVACUATION IS ANTICIPATED, YOU MAY HAVE TIME TO PREPARE YOUR HOME TO GIVE IT A BETTER CHANCE OF SURVIVAL. LEARN MORE AT: [WWW.FIRESAFEMARIN.ORG/EVACUATION](http://WWW.FIRESAFEMARIN.ORG/EVACUATION)



## WILDFIRE & EMERGENCY Go Kit

- ☐ A copy of this flyer and map
- ☐ Prescriptions medications (ask your doctor for a multi day emergency supply, rotate annually)
- ☐ Battery & charger for cell phone
- ☐ Extra eyeglasses or contact lenses
- ☐ Extra set of car keys
- ☐ Credit cards, cash or traveler's checks
- ☐ First aid kit (compact)
- ☐ Headlamp and Flashlight (handheld)
- ☐ Battery-powered AM/FM radio
- ☐ Spare batteries
- ☐ Sanitation supplies
- ☐ Copies of important documents (birth certificates, passports, etc.)
- ☐ Sturdy shoes or boots
- ☐ Long sleeve shirt, long pants (natural fibers like cotton or wool, bright colors are best)
- ☐ Floppy cotton hat (to keep embers out of hair)
- ☐ Leather work gloves
- ☐ Full coverage goggles
- ☐ N95 respirator
- ☐ Cotton bandanna for face protection

### PET SUPPLIES:

- ☐ Carriers for each pet
- ☐ Leashes
- ☐ Pet food and water

### MAKE A LIST NOW OF ITEMS TO TAKE IF TIME ALLOWS:

- ☐ Easily carried valuables
- ☐ Family photos and other small, irreplaceable items
- ☐ PC data backups on hard drives and/or disks (offsite or "cloud" backup is best)
- ☐ Laptop or tablet & spare chargers



**SAN RAFAEL FIRE DEPT**  
[www.SRFD.org](http://www.SRFD.org)  
**MARIN WILDFIRE PREVENTION AUTHORITY**  
[Marinwildfire.org](http://Marinwildfire.org)

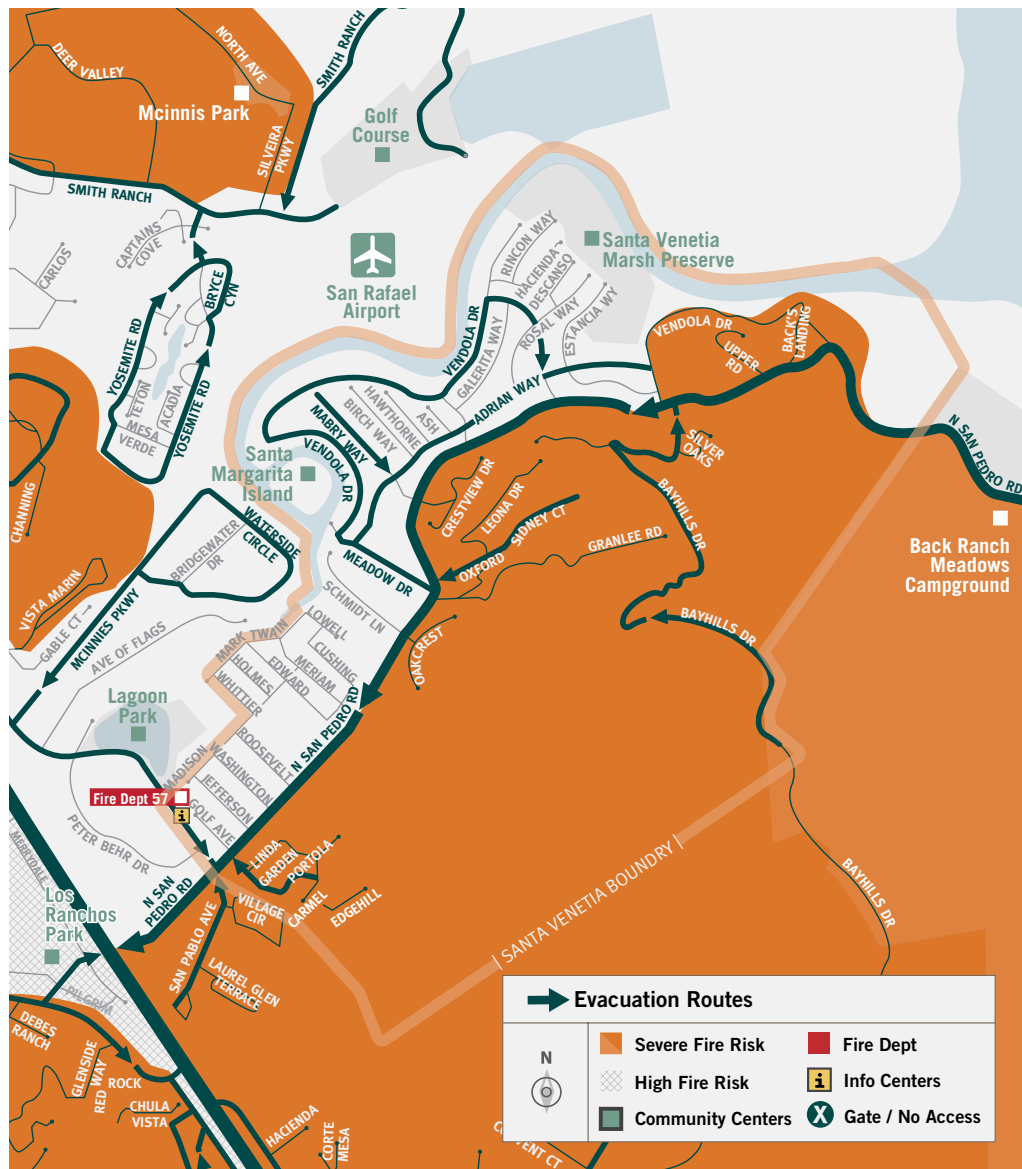


# 9 SANTA VENETIA Know your way out.



Scan this QR code to download your neighborhood map on your phone or tablet!

Familiarize yourself with major routes out of your neighborhood in case of an evacuation.



## EVACUATION SAFETY TIPS

### What to wear?

Wear goggles, leather gloves, and heavy shoes/boots; protect skin with long cotton or wool clothing; protect airway and face with an N95 mask and bandanna. Wear a hat to protect hair from embers.

**Where to go?** Avoid hillsides. Head for a valley floor by car, away from the fire if possible.

**Last resort...** Go on foot or bicycle only if no other option exists. Sheltering indoors or in a car is usually safer than being exposed outside.

**Never evacuate** uphill, on fire roads, or into open spaces where there is unmaintained vegetation.

**Don't panic** in traffic! Inside a car on pavement is one of the safest places during a wildfire.

## EMERGENCY ALERTS & FIRE INFORMATION

**WILDFIRES CAN STRIKE SUDDENLY AND WITHOUT WARNING.** EMERGENCY PERSONNEL WILL ATTEMPT TO NOTIFY COMMUNITY MEMBERS WHEN EVACUATION IS NECESSARY, BUT THIS IS NOT ALWAYS POSSIBLE. ADVANCE PREPARATION AND SITUATIONAL AWARENESS ARE REQUIRED.

### ALERT MARIN: Emergency Notifications and Evacuations

#### For ACTION at a specific ADDRESS

- Critical evacuation and life safety information, during emergencies, sent to specific addresses.
- Voice, Text, and Email messages

To register visit [www.alertmarin.org](http://www.alertmarin.org)

### NIXLE: Information Notices

#### For INFORMATION to an entire ZIP CODE

- General information and less critical updates to larger populations, by zip code only.
- Text messages only

To register, text your zip code to 888777

**AM/FM RADIO, SOCIAL MEDIA:** Bay Area News; Twitter, Facebook

**Monitor** FM 106.9, AM 740 (KCBS); AM 810 (KGO); FM 88.5 (KQED); FM 92.3; FM 90.5; FM 89.9 (KWMR)  
**Follow:** @MarinSheriff, @MarinCountyFire, @SRFD  
**NOAA Radios:** tune to 162.500 or 162.400 (same code 006041)

## EVACUATION TERMS

### Evacuation Order:

You must evacuate immediately due to imminent threat to life.

### Evacuation Warning:

There is potential threat to life and property within a given timeframe.

# Your evacuation checklist:

**WILDFIRES CAN STRIKE SUDDENLY AND WITHOUT WARNING.** EMERGENCY PERSONNEL WILL ATTEMPT TO NOTIFY COMMUNITY MEMBERS WHEN EVACUATION IS NECESSARY, BUT THIS IS NOT ALWAYS POSSIBLE. ADVANCE PREPARATION AND SITUATIONAL AWARENESS ARE REQUIRED. TAKE PERSONAL RESPONSIBILITY AND PREPARE TODAY.



## Be prepared...

### PREP YOUR COMMUNICATIONS:

- ☐ **Keep** your cell phone fully charged.
- ☐ **Maintain** your Go Kit.
- ☐ **Notify** an out-of-area contact of your phone number, location and status. Update regularly.
- ☐ **Leave** a note with your contact info and out-of-area contact taped to fridge or inside a front window.
- ☐ **Check** on or call neighbors.

### KEEP ON YOUR PERSON:

- ☐ **Dress** all family members in long sleeves and long pants; heavy cotton or wool is best, no matter how hot it is.
- ☐ **Wear** full coverage goggles, leather gloves, head protection such as a hard hat or helmet.
- ☐ **Cover** faces with a dry cotton or wool bandanna or scarf over an N95 respirator.
- ☐ **Tie** long hair back.
- ☐ **Take** a headlamp and flashlight (even during the day).
- ☐ **Carry** car keys, wallet, ID, cell phone, spare battery and charger.
- ☐ **Drink** plenty of water, stay hydrated.
- ☐ **Put** "Go Kits" (see right checklist) in your vehicle.

### PETS AND ANIMALS:

- ☐ **Locate** your pets and place in carriers when warning is issued. You won't be able to catch them when the fire approaches.
- ☐ Be sure your pets wear tags and are registered with microchips.
- ☐ **Place** carriers (with your pets in them) near the front door, with fresh water and extra food.
- ☐ **Prepare** horses and large animals for transport and consider moving them to a safe location early, before evacuation is ordered.



## When you leave...

- ☐ **Leave immediately** if ordered.
- ☐ **Don't wait**—if you feel unsafe or conditions worsen, leave early.
- ☐ **Assist** elderly or disabled neighbors.
- ☐ **Carpool** with neighbors if possible to reduce traffic.
- ☐ **Take** only essential vehicles with adequate fuel.
- ☐ **In your car**, turn on headlights, close windows, turn on inside air and AC, tune to local radio.
- ☐ **Drive steadily** and be observant. Obey the rules of the road.
- ☐ **Proceed downhill**, away from the fire if possible. Know at least two routes, if possible.
- ☐ **Take the fastest paved route** to a valley floor.
- ☐ **Don't panic** in traffic. Close window, all doors and garage doors.

### IF YOU ARE TRAPPED:

- ☐ **Try to take shelter** in a building, car, or an open area; you are better protected inside a building or vehicle such as a playing field or parking lot.
- ☐ **Don't** abandon your car in the road. If you must leave your car, park it off the road and consider options for shelter.
- ☐ **Park** in an outside turn if trapped on a hillside in your car.
- ☐ **Stay far from unburned** vegetation (30' or more); look for wide roads, parking lots, playing fields, etc.
- ☐ **Evacuate on foot or bicycle only** as a last resort. A car provides better protection!
- ☐ **Don't evacuate by** fire road, uphill, or into open-spaces near unburned vegetation unless directed by emergency personnel
- ☐ **Remain calm**—panic is deadly.



## If time allows...

IN SOME SITUATIONS WHEN EVACUATION IS ANTICIPATED, YOU MAY HAVE TIME TO PREPARE YOUR HOME TO GIVE IT A BETTER CHANCE OF SURVIVAL. LEARN MORE AT: [WWW.FIRESAFEMARIN.ORG/EVACUATION](http://WWW.FIRESAFEMARIN.ORG/EVACUATION)



## WILDFIRE & EMERGENCY Go Kit

- ☐ A copy of this flyer and map
- ☐ Prescriptions medications (ask your doctor for a multi day emergency supply, rotate annually)
- ☐ Battery & charger for cell phone
- ☐ Extra eyeglasses or contact lenses
- ☐ Extra set of car keys
- ☐ Credit cards, cash or traveler's checks
- ☐ First aid kit (compact)
- ☐ Headlamp and Flashlight (handheld)
- ☐ Battery-powered AM/FM radio
- ☐ Spare batteries
- ☐ Sanitation supplies
- ☐ Copies of important documents (birth certificates, passports, etc.)
- ☐ Sturdy shoes or boots
- ☐ Long sleeve shirt, long pants (natural fibers like cotton or wool, bright colors are best)
- ☐ Floppy cotton hat (to keep embers out of hair)
- ☐ Leather work gloves
- ☐ Full coverage goggles
- ☐ N95 respirator
- ☐ Cotton bandanna for face protection

### PET SUPPLIES:

- ☐ Carriers for each pet
- ☐ Leashes
- ☐ Pet food and water

### MAKE A LIST NOW OF ITEMS TO TAKE IF TIME ALLOWS:

- ☐ Easily carried valuables
- ☐ Family photos and other small, irreplaceable items
- ☐ PC data backups on hard drives and/or disks (offsite or "cloud" backup is best)
- ☐ Laptop or tablet & spare chargers



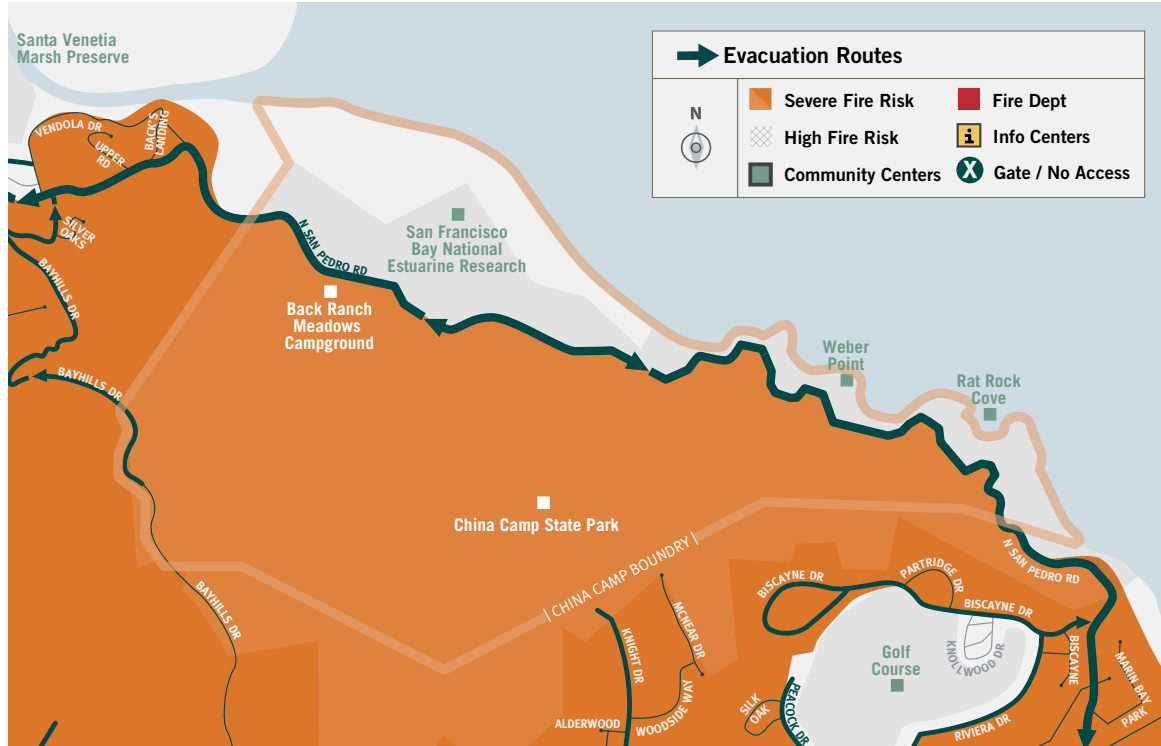
**SAN RAFAEL FIRE DEPT**  
[www.SRFD.org](http://www.SRFD.org)  
**MARIN WILDFIRE PREVENTION AUTHORITY**  
[Marinwildfire.org](http://Marinwildfire.org)

# 10 CHINA CAMP Know your way out.



Scan this QR code to download your neighborhood map on your phone or tablet!

Familiarize yourself with major routes out of your neighborhood in case of an evacuation.



## EVACUATION SAFETY TIPS

### What to wear?

Wear goggles, leather gloves, and heavy shoes/boots; protect skin with long cotton or wool clothing; protect airway and face with an N95 mask and bandanna. Wear a hat to protect hair from embers.

**Where to go?** Avoid hillsides. Head for a valley floor by car, away from the fire if possible.

**Last resort...** Go on foot or bicycle only if no other option exists. Sheltering indoors or in a car is usually safer than being exposed outside.

**Never evacuate** uphill, on fire roads, or into open spaces where there is unmaintained vegetation.

**Don't panic** in traffic! Inside a car on pavement is one of the safest places during a wildfire.

## EMERGENCY ALERTS & FIRE INFORMATION

**WILDFIRES CAN STRIKE SUDDENLY AND WITHOUT WARNING.** EMERGENCY PERSONNEL WILL ATTEMPT TO NOTIFY COMMUNITY MEMBERS WHEN EVACUATION IS NECESSARY, BUT THIS IS NOT ALWAYS POSSIBLE. ADVANCE PREPARATION AND SITUATIONAL AWARENESS ARE REQUIRED.

### ALERT MARIN: Emergency Notifications and Evacuations

#### For ACTION at a specific ADDRESS

- Critical evacuation and life safety information, during emergencies, sent to specific addresses.
- Voice, Text, and Email messages

To register visit [www.alertmarin.org](http://www.alertmarin.org)

### NIXLE: Information Notices

#### For INFORMATION to an entire ZIP CODE

- General information and less critical updates to larger populations, by zip code only.
- Text messages only

To register, text your zip code to 888777

### AM/FM RADIO, SOCIAL MEDIA: Bay Area News; Twitter, Facebook

**Monitor** FM 106.9, AM 740 (KCBS); AM 810 (KGO); FM 88.5 (KQED); FM 92.3; FM 90.5; FM 89.9 (KWMR)

**Follow:** @MarinSheriff, @MarinCountyFire, @SRFD

**NOAA Radios:** tune to 162.500 or 162.400 (same code 006041)

## EVACUATION TERMS

**Evacuation Order:** You must evacuate immediately due to imminent threat to life.

**Evacuation Warning:** There is potential threat to life and property within a given timeframe.



**SAN RAFAEL FIRE DEPT**

[www.cityofsanrafael.org/departments/fire](http://www.cityofsanrafael.org/departments/fire)

# Your evacuation checklist:

**WILDFIRES CAN STRIKE SUDDENLY AND WITHOUT WARNING.** EMERGENCY PERSONNEL WILL ATTEMPT TO NOTIFY COMMUNITY MEMBERS WHEN EVACUATION IS NECESSARY, BUT THIS IS NOT ALWAYS POSSIBLE. ADVANCE PREPARATION AND SITUATIONAL AWARENESS ARE REQUIRED. TAKE PERSONAL RESPONSIBILITY AND PREPARE TODAY.



## Be prepared...

### PREP YOUR COMMUNICATIONS:

- ☐ **Keep** your cell phone fully charged.
- ☐ **Maintain** your Go Kit.
- ☐ **Notify** an out-of-area contact of your phone number, location and status. Update regularly.
- ☐ **Leave** a note with your contact info and out-of-area contact taped to fridge or inside a front window.
- ☐ **Check** on or call neighbors.

### KEEP ON YOUR PERSON:

- ☐ **Dress** all family members in long sleeves and long pants; heavy cotton or wool is best, no matter how hot it is.
- ☐ **Wear** full coverage goggles, leather gloves, head protection such as a hard hat or helmet.
- ☐ **Cover** faces with a dry cotton or wool bandanna or scarf over an N95 respirator.
- ☐ **Tie** long hair back.
- ☐ **Take** a headlamp and flashlight (even during the day).
- ☐ **Carry** car keys, wallet, ID, cell phone, spare battery and charger.
- ☐ **Drink** plenty of water, stay hydrated.
- ☐ **Put** "Go Kits" (see right checklist) in your vehicle.

### PETS AND ANIMALS:

- ☐ **Locate** your pets and place in carriers when warning is issued. You won't be able to catch them when the fire approaches.
- ☐ Be sure your pets wear tags and are registered with microchips.
- ☐ **Place** carriers (with your pets in them) near the front door, with fresh water and extra food.
- ☐ **Prepare** horses and large animals for transport and consider moving them to a safe location early, before evacuation is ordered.



## When you leave...

- ☐ **Leave immediately** if ordered.
- ☐ **Don't wait**—if you feel unsafe or conditions worsen, leave early.
- ☐ **Assist** elderly or disabled neighbors.
- ☐ **Carpool** with neighbors if possible to reduce traffic.
- ☐ **Take** only essential vehicles with adequate fuel.
- ☐ **In your car**, turn on headlights, close windows, turn on inside air and AC, tune to local radio.
- ☐ **Drive steadily** and be observant. Obey the rules of the road.
- ☐ **Proceed downhill**, away from the fire if possible. Know at least two routes, if possible.
- ☐ **Take the fastest paved route** to a valley floor.
- ☐ **Don't panic** in traffic. Close window, all doors and garage doors.

### IF YOU ARE TRAPPED:

- ☐ **Try to take shelter** in a building, car, or an open area; you are better protected inside a building or vehicle such as a playing field or parking lot.
- ☐ **Don't** abandon your car in the road. If you must leave your car, park it off the road and consider options for shelter.
- ☐ **Park** in an outside turn if trapped on a hillside in your car.
- ☐ **Stay far from unburned** vegetation (30' or more); look for wide roads, parking lots, playing fields, etc.
- ☐ **Evacuate on foot or bicycle only** as a last resort. A car provides better protection!
- ☐ **Don't evacuate by** fire road, uphill, or into open-spaces near unburned vegetation unless directed by emergency personnel
- ☐ **Remain calm**—panic is deadly.



## If time allows...

IN SOME SITUATIONS WHEN EVACUATION IS ANTICIPATED, YOU MAY HAVE TIME TO PREPARE YOUR HOME TO GIVE IT A BETTER CHANCE OF SURVIVAL. LEARN MORE AT: [WWW.FIRESAFEMARIN.ORG/EVACUATION](http://WWW.FIRESAFEMARIN.ORG/EVACUATION)



## WILDFIRE & EMERGENCY Go Kit

- ☐ A copy of this flyer and map
- ☐ Prescriptions medications (ask your doctor for a multi day emergency supply, rotate annually)
- ☐ Battery & charger for cell phone
- ☐ Extra eyeglasses or contact lenses
- ☐ Extra set of car keys
- ☐ Credit cards, cash or traveler's checks
- ☐ First aid kit (compact)
- ☐ Headlamp and Flashlight (handheld)
- ☐ Battery-powered AM/FM radio
- ☐ Spare batteries
- ☐ Sanitation supplies
- ☐ Copies of important documents (birth certificates, passports, etc.)
- ☐ Sturdy shoes or boots
- ☐ Long sleeve shirt, long pants (natural fibers like cotton or wool, bright colors are best)
- ☐ Floppy cotton hat (to keep embers out of hair)
- ☐ Leather work gloves
- ☐ Full coverage goggles
- ☐ N95 respirator
- ☐ Cotton bandanna for face protection

### PET SUPPLIES:

- ☐ Carriers for each pet
- ☐ Leashes
- ☐ Pet food and water

### MAKE A LIST NOW OF ITEMS TO TAKE IF TIME ALLOWS:

- ☐ Easily carried valuables
- ☐ Family photos and other small, irreplaceable items
- ☐ PC data backups on hard drives and/or disks (offsite or "cloud" backup is best)
- ☐ Laptop or tablet & spare chargers



**SAN RAFAEL FIRE DEPT**  
[www.SRFD.org](http://www.SRFD.org)  
**MARIN WILDFIRE PREVENTION AUTHORITY**  
[Marinwildfire.org](http://Marinwildfire.org)

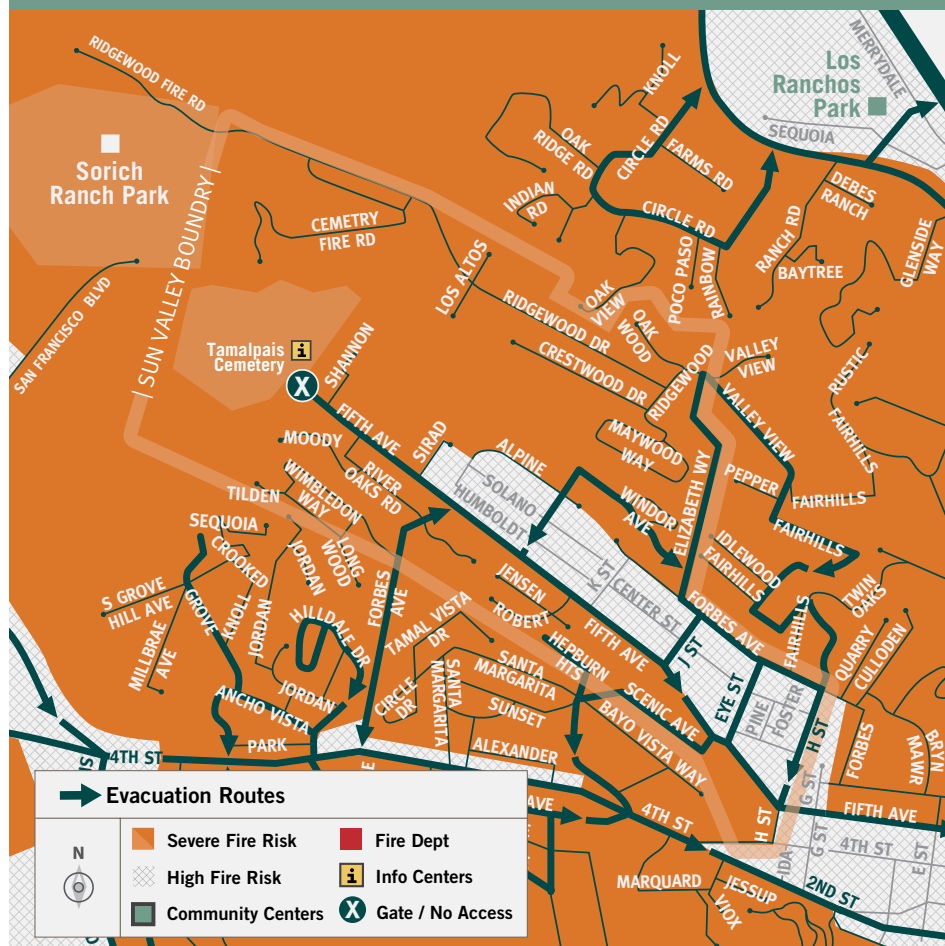


# 11 SUN VALLEY Know your way out.



Scan this QR code to download your neighborhood map on your phone or tablet!

Familiarize yourself with major routes out of your neighborhood in case of an evacuation.



## EMERGENCY ALERTS & FIRE INFORMATION

**WILDFIRES CAN STRIKE SUDDENLY AND WITHOUT WARNING.** EMERGENCY PERSONNEL WILL ATTEMPT TO NOTIFY COMMUNITY MEMBERS WHEN EVACUATION IS NECESSARY, BUT THIS IS NOT ALWAYS POSSIBLE. ADVANCE PREPARATION AND SITUATIONAL AWARENESS ARE REQUIRED.

### ALERT MARIN: Emergency Notifications and Evacuations

#### For ACTION at a specific ADDRESS

- Critical evacuation and life safety information, during emergencies, sent to specific addresses.
- Voice, Text, and Email messages

To register visit [www.alertmarin.org](http://www.alertmarin.org)

### NIXLE: Information Notices

#### For INFORMATION to an entire ZIP CODE

- General information and less critical updates to larger populations, by zip code only.
- Text messages only

To register, text your zip code to 888777

### AM/FM RADIO, SOCIAL MEDIA: Bay Area News; Twitter, Facebook

Monitor FM 106.9, AM 740 (KCBS); AM 810 (KGO); FM 88.5 (KQED); FM 92.3; FM 90.5; FM 89.9 (KWMM)

Follow: @MarinSheriff, @MarinCountyFire, @SRFD

NOAA Radios: tune to 162.500 or 162.400 (same code 006041)

## EVACUATION TERMS

### Evacuation Order:

You must evacuate immediately due to imminent threat to life.

### Evacuation Warning:

There is potential threat to life and property within a given timeframe.

## EVACUATION SAFETY TIPS

### What to wear?

Consider goggles, leather gloves, and heavy shoes/boots; protect skin with long natural fiber clothing, such as cotton or wool or clothing; protect airway and face with an N95 mask and bandanna. Wear a hat to protect hair from embers.

### Where to go?

Avoid hillsides. Head for a valley floor by car, away from the fire if possible.

**Last resort...** Go on foot or bicycle only if no other option exists. Sheltering indoors or in a car is usually safer than being exposed outside. Keep windows, sunroof and air vents closed.

**Never evacuate uphill,** on fire roads, or into open spaces where there is unmaintained vegetation unless directed by emergency personnel.

**Don't panic** in traffic! Inside a car on pavement is one of the safest places during a wildfire. Travel at a safe and steady pace with headlights on.

# Your evacuation checklist:

**WILDFIRES CAN STRIKE SUDDENLY AND WITHOUT WARNING.** EMERGENCY PERSONNEL WILL ATTEMPT TO NOTIFY COMMUNITY MEMBERS WHEN EVACUATION IS NECESSARY, BUT THIS IS NOT ALWAYS POSSIBLE. ADVANCE PREPARATION AND SITUATIONAL AWARENESS ARE REQUIRED. TAKE PERSONAL RESPONSIBILITY AND PREPARE TODAY.



## Be prepared...

### PREP YOUR COMMUNICATIONS:

- ☐ **Keep** your cell phone fully charged.
- ☐ **Maintain** your Go Kit.
- ☐ **Notify** an out-of-area contact of your phone number, location and status. Update regularly.
- ☐ **Leave** a note with your contact info and out-of-area contact taped to fridge or inside a front window.
- ☐ **Check** on or call neighbors.

### KEEP ON YOUR PERSON:

- ☐ **Dress** all family members in long sleeves and long pants; heavy cotton or wool is best, no matter how hot it is.
- ☐ **Wear** full coverage goggles, leather gloves, head protection such as a hard hat or helmet.
- ☐ **Cover** faces with a dry cotton or wool bandanna or scarf over an N95 respirator.
- ☐ **Tie** long hair back.
- ☐ **Take** a headlamp and flashlight (even during the day).
- ☐ **Carry** car keys, wallet, ID, cell phone, spare battery and charger.
- ☐ **Drink** plenty of water, stay hydrated.
- ☐ **Put** "Go Kits" (see right checklist) in your vehicle.

### PETS AND ANIMALS:

- ☐ **Locate** your pets and place in carriers when warning is issued. You won't be able to catch them when the fire approaches.
- ☐ Be sure your pets wear tags and are registered with microchips.
- ☐ **Place** carriers (with your pets in them) near the front door, with fresh water and extra food.
- ☐ **Prepare** horses and large animals for transport and consider moving them to a safe location early, before evacuation is ordered.



## When you leave...

- ☐ **Leave immediately** if ordered.
- ☐ **Don't wait**—if you feel unsafe or conditions worsen, leave early.
- ☐ **Assist** elderly or disabled neighbors.
- ☐ **Carpool** with neighbors if possible to reduce traffic.
- ☐ **Take** only essential vehicles with adequate fuel.
- ☐ **In your car**, turn on headlights, close windows, turn on inside air and AC, tune to local radio.
- ☐ **Drive steadily** and be observant. Obey the rules of the road.
- ☐ **Proceed downhill**, away from the fire if possible. Know at least two routes, if possible.
- ☐ **Take the fastest paved route** to a valley floor.
- ☐ **Don't panic** in traffic. Close window, all doors and garage doors.

### IF YOU ARE TRAPPED:

- ☐ **Try to take shelter** in a building, car, or an open area; you are better protected inside a building or vehicle such as a playing field or parking lot.
- ☐ **Don't** abandon your car in the road. If you must leave your car, park it off the road and consider options for shelter.
- ☐ **Park** in an outside turn if trapped on a hillside in your car.
- ☐ **Stay far from unburned** vegetation (30' or more); look for wide roads, parking lots, playing fields, etc.
- ☐ **Evacuate on foot or bicycle only** as a last resort. A car provides better protection!
- ☐ **Don't evacuate by** fire road, uphill, or into open-spaces near unburned vegetation unless directed by emergency personnel
- ☐ **Remain calm**—panic is deadly.



## If time allows...

IN SOME SITUATIONS WHEN EVACUATION IS ANTICIPATED, YOU MAY HAVE TIME TO PREPARE YOUR HOME TO GIVE IT A BETTER CHANCE OF SURVIVAL. LEARN MORE AT: [WWW.FIRESAFEMARIN.ORG/EVACUATION](http://WWW.FIRESAFEMARIN.ORG/EVACUATION)



## WILDFIRE & EMERGENCY Go Kit

- ☐ A copy of this flyer and map
- ☐ Prescriptions medications (ask your doctor for a multi day emergency supply, rotate annually)
- ☐ Battery & charger for cell phone
- ☐ Extra eyeglasses or contact lenses
- ☐ Extra set of car keys
- ☐ Credit cards, cash or traveler's checks
- ☐ First aid kit (compact)
- ☐ Headlamp and Flashlight (handheld)
- ☐ Battery-powered AM/FM radio
- ☐ Spare batteries
- ☐ Sanitation supplies
- ☐ Copies of important documents (birth certificates, passports, etc.)
- ☐ Sturdy shoes or boots
- ☐ Long sleeve shirt, long pants (natural fibers like cotton or wool, bright colors are best)
- ☐ Floppy cotton hat (to keep embers out of hair)
- ☐ Leather work gloves
- ☐ Full coverage goggles
- ☐ N95 respirator
- ☐ Cotton bandanna for face protection

### PET SUPPLIES:

- ☐ Carriers for each pet
- ☐ Leashes
- ☐ Pet food and water

### MAKE A LIST NOW OF ITEMS TO TAKE IF TIME ALLOWS:

- ☐ Easily carried valuables
- ☐ Family photos and other small, irreplaceable items
- ☐ PC data backups on hard drives and/or disks (offsite or "cloud" backup is best)
- ☐ Laptop or tablet & spare chargers



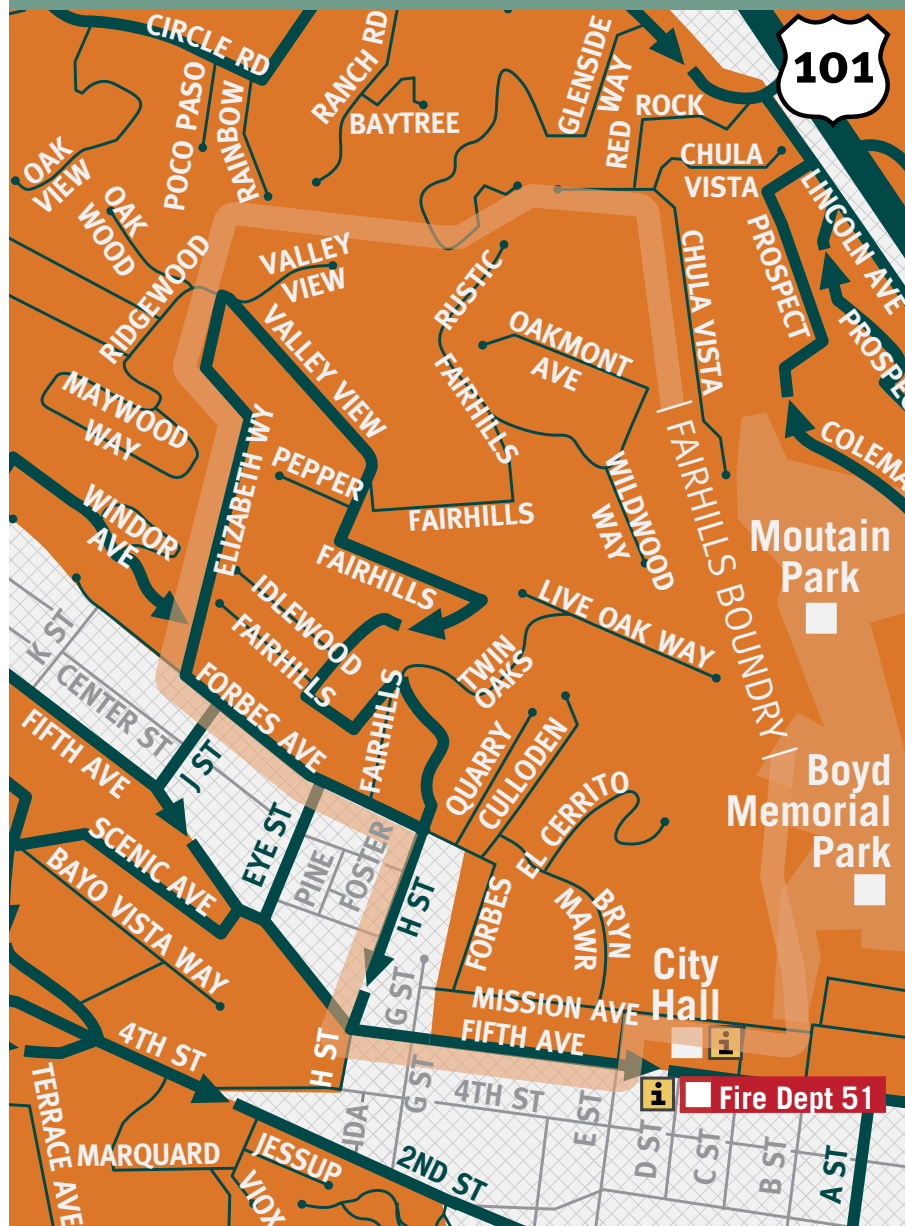
**SAN RAFAEL FIRE DEPT**  
[www.SRFD.org](http://www.SRFD.org)  
**MARIN WILDFIRE PREVENTION AUTHORITY**  
[Marinwildfire.org](http://Marinwildfire.org)

# 12 FAIRHILLS Know your way out.



Scan this QR code to download your neighborhood map on your phone or tablet!

Familiarize yourself with major routes out of your neighborhood in case of an evacuation.



## EVACUATION SAFETY TIPS

### What to wear?

Wear goggles, leather gloves, and heavy shoes/boots; protect skin with long cotton or wool clothing; protect airway and face with an N95 mask and bandanna. Wear a hat to protect hair from embers.

**Where to go?** Avoid hillsides. Head for a valley floor by car, away from the fire if possible.

**Last resort...** Go on foot or bicycle only if no other option exists. Sheltering indoors or in a car is usually safer than being exposed outside.

**Never evacuate** uphill, on fire roads, or into open spaces where there is unmaintained vegetation.

**Don't panic** in traffic! Inside a car on pavement is one of the safest places during a wildfire.

## Evacuation Routes



Severe Fire Risk

High Fire Risk

Community Centers

Fire Dept

Info Centers

Gate / No Access

## EMERGENCY ALERTS & FIRE INFORMATION

**WILDFIRES CAN STRIKE SUDDENLY AND WITHOUT WARNING.** EMERGENCY PERSONNEL WILL ATTEMPT TO NOTIFY COMMUNITY MEMBERS WHEN EVACUATION IS NECESSARY, BUT THIS IS NOT ALWAYS POSSIBLE. ADVANCE PREPARATION AND SITUATIONAL AWARENESS ARE REQUIRED.

**ALERT MARIN:** Emergency Notifications and Evacuations

### For ACTION at a specific ADDRESS

- Critical evacuation and life safety information, during emergencies, sent to specific addresses.
- Voice, Text, and Email messages

To register visit [www.alertmarin.org](http://www.alertmarin.org)

### NIXLE: Information Notices

### For INFORMATION to an entire ZIP CODE

- General information and less critical updates to larger populations, by zip code only.
- Text messages only

To register, text your zip code to 888777

**AM/FM RADIO, SOCIAL MEDIA:** Bay Area News; Twitter, Facebook

**Monitor FM 106.9, AM 740 (KCBS); AM 810 (KGO);**

**FM 88.5 (KQED); FM 92.3; FM 90.5; FM 89.9 (KWMR)**

**Follow:** @MarinSheriff, @MarinCountyFire, @SRFD

**NOAA Radios:** tune to 162.500 or 162.400 (same code 006041)

## EVACUATION TERMS

### Evacuation Order:

You must evacuate immediately due to imminent threat to life.

### Evacuation Warning:

There is potential threat to life and property within a given timeframe.

# Your evacuation checklist:

**WILDFIRES CAN STRIKE SUDDENLY AND WITHOUT WARNING.** EMERGENCY PERSONNEL WILL ATTEMPT TO NOTIFY COMMUNITY MEMBERS WHEN EVACUATION IS NECESSARY, BUT THIS IS NOT ALWAYS POSSIBLE. ADVANCE PREPARATION AND SITUATIONAL AWARENESS ARE REQUIRED. TAKE PERSONAL RESPONSIBILITY AND PREPARE TODAY.



## Be prepared...

### PREP YOUR COMMUNICATIONS:

- ☐ **Keep** your cell phone fully charged.
- ☐ **Maintain** your Go Kit.
- ☐ **Notify** an out-of-area contact of your phone number, location and status. Update regularly.
- ☐ **Leave** a note with your contact info and out-of-area contact taped to fridge or inside a front window.
- ☐ **Check** on or call neighbors.

### KEEP ON YOUR PERSON:

- ☐ **Dress** all family members in long sleeves and long pants; heavy cotton or wool is best, no matter how hot it is.
- ☐ **Wear** full coverage goggles, leather gloves, head protection such as a hard hat or helmet.
- ☐ **Cover** faces with a dry cotton or wool bandanna or scarf over an N95 respirator.
- ☐ **Tie** long hair back.
- ☐ **Take** a headlamp and flashlight (even during the day).
- ☐ **Carry** car keys, wallet, ID, cell phone, spare battery and charger.
- ☐ **Drink** plenty of water, stay hydrated.
- ☐ **Put** "Go Kits" (see right checklist) in your vehicle.

### PETS AND ANIMALS:

- ☐ **Locate** your pets and place in carriers when warning is issued. You won't be able to catch them when the fire approaches.
- ☐ Be sure your pets wear tags and are registered with microchips.
- ☐ **Place** carriers (with your pets in them) near the front door, with fresh water and extra food.
- ☐ **Prepare** horses and large animals for transport and consider moving them to a safe location early, before evacuation is ordered.



## When you leave...

- ☐ **Leave immediately** if ordered.
- ☐ **Don't wait**—if you feel unsafe or conditions worsen, leave early.
- ☐ **Assist** elderly or disabled neighbors.
- ☐ **Carpool** with neighbors if possible to reduce traffic.
- ☐ **Take** only essential vehicles with adequate fuel.
- ☐ **In your car**, turn on headlights, close windows, turn on inside air and AC, tune to local radio.
- ☐ **Drive steadily** and be observant. Obey the rules of the road.
- ☐ **Proceed downhill**, away from the fire if possible. Know at least two routes, if possible.
- ☐ **Take the fastest paved route** to a valley floor.
- ☐ **Don't panic** in traffic. Close window, all doors and garage doors.

### IF YOU ARE TRAPPED:

- ☐ **Try to take shelter** in a building, car, or an open area; you are better protected inside a building or vehicle such as a playing field or parking lot.
- ☐ **Don't** abandon your car in the road. If you must leave your car, park it off the road and consider options for shelter.
- ☐ **Park** in an outside turn if trapped on a hillside in your car.
- ☐ **Stay far from unburned** vegetation (30' or more); look for wide roads, parking lots, playing fields, etc.
- ☐ **Evacuate on foot or bicycle only** as a last resort. A car provides better protection!
- ☐ **Don't evacuate by** fire road, uphill, or into open-spaces near unburned vegetation unless directed by emergency personnel
- ☐ **Remain calm**—panic is deadly.



## If time allows...

IN SOME SITUATIONS WHEN EVACUATION IS ANTICIPATED, YOU MAY HAVE TIME TO PREPARE YOUR HOME TO GIVE IT A BETTER CHANCE OF SURVIVAL. LEARN MORE AT: [WWW.FIRESAFEMARIN.ORG/EVACUATION](http://WWW.FIRESAFEMARIN.ORG/EVACUATION)



## WILDFIRE & EMERGENCY Go Kit

- ☐ A copy of this flyer and map
- ☐ Prescriptions medications (ask your doctor for a multi day emergency supply, rotate annually)
- ☐ Battery & charger for cell phone
- ☐ Extra eyeglasses or contact lenses
- ☐ Extra set of car keys
- ☐ Credit cards, cash or traveler's checks
- ☐ First aid kit (compact)
- ☐ Headlamp and Flashlight (handheld)
- ☐ Battery-powered AM/FM radio
- ☐ Spare batteries
- ☐ Sanitation supplies
- ☐ Copies of important documents (birth certificates, passports, etc.)
- ☐ Sturdy shoes or boots
- ☐ Long sleeve shirt, long pants (natural fibers like cotton or wool, bright colors are best)
- ☐ Floppy cotton hat (to keep embers out of hair)
- ☐ Leather work gloves
- ☐ Full coverage goggles
- ☐ N95 respirator
- ☐ Cotton bandanna for face protection

### PET SUPPLIES:

- ☐ Carriers for each pet
- ☐ Leashes
- ☐ Pet food and water

### MAKE A LIST NOW OF ITEMS TO TAKE IF TIME ALLOWS:

- ☐ Easily carried valuables
- ☐ Family photos and other small, irreplaceable items
- ☐ PC data backups on hard drives and/or disks (offsite or "cloud" backup is best)
- ☐ Laptop or tablet & spare chargers



**SAN RAFAEL FIRE DEPT**  
[www.SRFD.org](http://www.SRFD.org)  
**MARIN WILDFIRE PREVENTION AUTHORITY**  
[Marinwildfire.org](http://Marinwildfire.org)



# 13 LINCOLN/SAN RAFAEL HILL Know your way out.



Scan this QR code to download your neighborhood map on your phone or tablet!

Familiarize yourself with major routes out of your neighborhood in case of an evacuation.

## EVACUATION SAFETY TIPS

### What to wear?

Wear goggles, leather gloves, and heavy shoes/boots; protect skin with long cotton or wool clothing; protect airway and face with an N95 mask and bandanna. Wear a hat to protect hair from embers.

**Where to go?** Avoid hillsides. Head for a valley floor by car, away from the fire if possible.

**Last resort...** Go on foot or bicycle only if no other option exists. Sheltering indoors or in a car is usually safer than being exposed outside.

**Never evacuate** uphill, on fire roads, or into open spaces where there is unmaintained vegetation.

**Don't panic** in traffic! Inside a car on pavement is one of the safest places during a wildfire.

## EMERGENCY ALERTS & FIRE INFORMATION

**WILDFIRES CAN STRIKE SUDDENLY AND WITHOUT WARNING.** EMERGENCY PERSONNEL WILL ATTEMPT TO NOTIFY COMMUNITY MEMBERS WHEN EVACUATION IS NECESSARY, BUT THIS IS NOT ALWAYS POSSIBLE. ADVANCE PREPARATION AND SITUATIONAL AWARENESS ARE REQUIRED.

### ALERT MARIN: Emergency Notifications and Evacuations

#### For ACTION at a specific ADDRESS

- Critical evacuation and life safety information, during emergencies, sent to specific addresses.
- Voice, Text, and Email messages

To register visit [www.alertmarin.org](http://www.alertmarin.org)

### NIXLE: Information Notices

#### For INFORMATION to an entire ZIP CODE

- General information and less critical updates to larger populations, by zip code only.
- Text messages only

To register, text your zip code to 888777

**AM/FM RADIO, SOCIAL MEDIA:** Bay Area News; Twitter, Facebook

**Monitor FM 106.9, AM 740 (KCBS); AM 810 (KGO);**

**FM 88.5 (KQED); FM 92.3; FM 90.5; FM 89.9 (KWMMR)**

**Follow:** @MarinSheriff, @MarinCountyFire, @SRFD

**NOAA Radios:** tune to 162.500 or 162.400 (same code 006041)

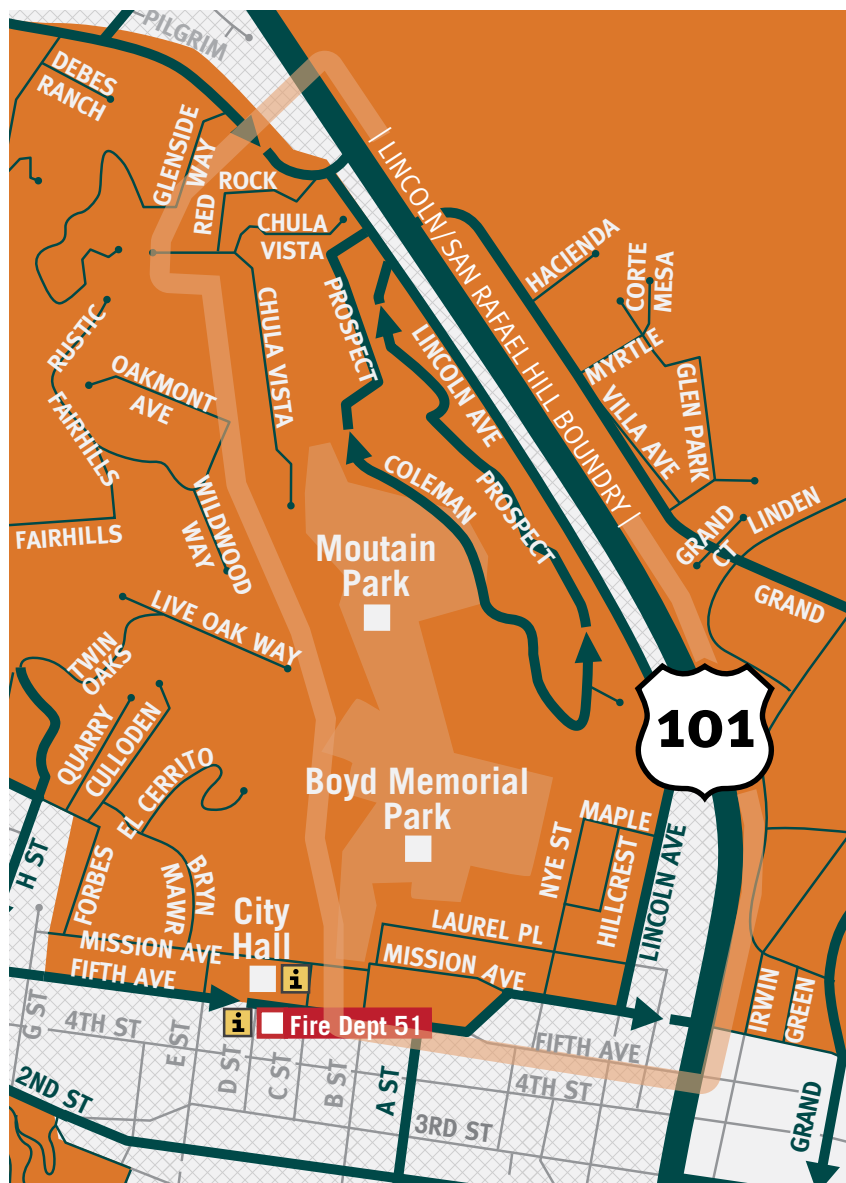
## EVACUATION TERMS

### Evacuation Order:

You must evacuate immediately due to imminent threat to life.

### Evacuation Warning:

There is potential threat to life and property within a given timeframe.



### Evacuation Routes

- Severe Fire Risk
- High Fire Risk
- Community Centers
- Fire Dept
- Info Centers
- Gate / No Access

# Your evacuation checklist:

**WILDFIRES CAN STRIKE SUDDENLY AND WITHOUT WARNING.** EMERGENCY PERSONNEL WILL ATTEMPT TO NOTIFY COMMUNITY MEMBERS WHEN EVACUATION IS NECESSARY, BUT THIS IS NOT ALWAYS POSSIBLE. ADVANCE PREPARATION AND SITUATIONAL AWARENESS ARE REQUIRED. TAKE PERSONAL RESPONSIBILITY AND PREPARE TODAY.



## Be prepared...

### PREP YOUR COMMUNICATIONS:

- ☐ **Keep** your cell phone fully charged.
- ☐ **Maintain** your Go Kit.
- ☐ **Notify** an out-of-area contact of your phone number, location and status. Update regularly.
- ☐ **Leave** a note with your contact info and out-of-area contact taped to fridge or inside a front window.
- ☐ **Check** on or call neighbors.

### KEEP ON YOUR PERSON:

- ☐ **Dress** all family members in long sleeves and long pants; heavy cotton or wool is best, no matter how hot it is.
- ☐ **Wear** full coverage goggles, leather gloves, head protection such as a hard hat or helmet.
- ☐ **Cover** faces with a dry cotton or wool bandanna or scarf over an N95 respirator.
- ☐ **Tie** long hair back.
- ☐ **Take** a headlamp and flashlight (even during the day).
- ☐ **Carry** car keys, wallet, ID, cell phone, spare battery and charger.
- ☐ **Drink** plenty of water, stay hydrated.
- ☐ **Put** "Go Kits" (see right checklist) in your vehicle.

### PETS AND ANIMALS:

- ☐ **Locate** your pets and place in carriers when warning is issued. You won't be able to catch them when the fire approaches.
- ☐ Be sure your pets wear tags and are registered with microchips.
- ☐ **Place** carriers (with your pets in them) near the front door, with fresh water and extra food.
- ☐ **Prepare** horses and large animals for transport and consider moving them to a safe location early, before evacuation is ordered.



## When you leave...

- ☐ **Leave immediately** if ordered.
- ☐ **Don't wait**—if you feel unsafe or conditions worsen, leave early.
- ☐ **Assist** elderly or disabled neighbors.
- ☐ **Carpool** with neighbors if possible to reduce traffic.
- ☐ **Take** only essential vehicles with adequate fuel.
- ☐ **In your car**, turn on headlights, close windows, turn on inside air and AC, tune to local radio.
- ☐ **Drive steadily** and be observant. Obey the rules of the road.
- ☐ **Proceed downhill**, away from the fire if possible. Know at least two routes, if possible.
- ☐ **Take the fastest paved route** to a valley floor.
- ☐ **Don't panic** in traffic. Close window, all doors and garage doors.

### IF YOU ARE TRAPPED:

- ☐ **Try to take shelter** in a building, car, or an open area; you are better protected inside a building or vehicle such as a playing field or parking lot.
- ☐ **Don't** abandon your car in the road. If you must leave your car, park it off the road and consider options for shelter.
- ☐ **Park** in an outside turn if trapped on a hillside in your car.
- ☐ **Stay far from unburned** vegetation (30' or more); look for wide roads, parking lots, playing fields, etc.
- ☐ **Evacuate on foot or bicycle only** as a last resort. A car provides better protection!
- ☐ **Don't evacuate by** fire road, uphill, or into open-spaces near unburned vegetation unless directed by emergency personnel
- ☐ **Remain calm**—panic is deadly.



## If time allows...

IN SOME SITUATIONS WHEN EVACUATION IS ANTICIPATED, YOU MAY HAVE TIME TO PREPARE YOUR HOME TO GIVE IT A BETTER CHANCE OF SURVIVAL. LEARN MORE AT: [WWW.FIRESAFEMARIN.ORG/EVACUATION](http://WWW.FIRESAFEMARIN.ORG/EVACUATION)



## WILDFIRE & EMERGENCY Go Kit

- ☐ A copy of this flyer and map
- ☐ Prescriptions medications (ask your doctor for a multi day emergency supply, rotate annually)
- ☐ Battery & charger for cell phone
- ☐ Extra eyeglasses or contact lenses
- ☐ Extra set of car keys
- ☐ Credit cards, cash or traveler's checks
- ☐ First aid kit (compact)
- ☐ Headlamp and Flashlight (handheld)
- ☐ Battery-powered AM/FM radio
- ☐ Spare batteries
- ☐ Sanitation supplies
- ☐ Copies of important documents (birth certificates, passports, etc.)
- ☐ Sturdy shoes or boots
- ☐ Long sleeve shirt, long pants (natural fibers like cotton or wool, bright colors are best)
- ☐ Floppy cotton hat (to keep embers out of hair)
- ☐ Leather work gloves
- ☐ Full coverage goggles
- ☐ N95 respirator
- ☐ Cotton bandanna for face protection

### PET SUPPLIES:

- ☐ Carriers for each pet
- ☐ Leashes
- ☐ Pet food and water

### MAKE A LIST NOW OF ITEMS TO TAKE IF TIME ALLOWS:

- ☐ Easily carried valuables
- ☐ Family photos and other small, irreplaceable items
- ☐ PC data backups on hard drives and/or disks (offsite or "cloud" backup is best)
- ☐ Laptop or tablet & spare chargers



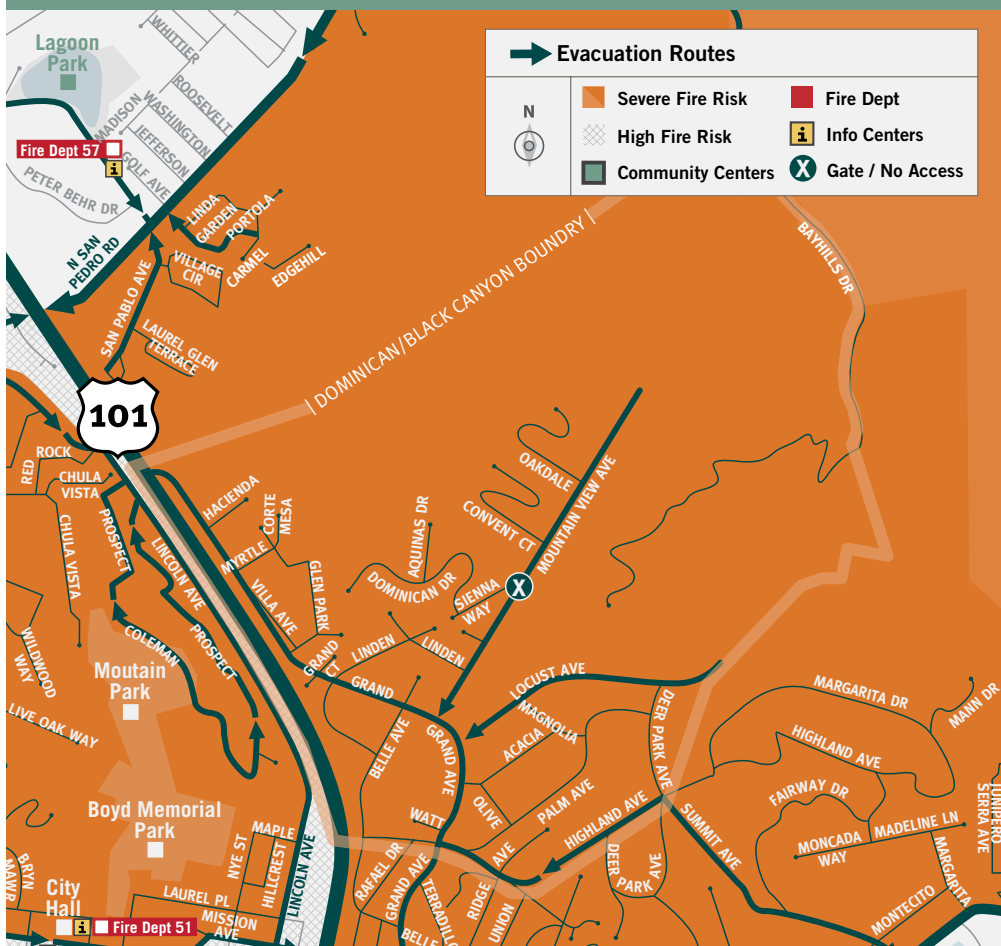
**SAN RAFAEL FIRE DEPT**  
[www.SRFD.org](http://www.SRFD.org)  
**MARIN WILDFIRE PREVENTION AUTHORITY**  
[Marinwildfire.org](http://Marinwildfire.org)

## 14 DOMINICAN/BLACK CANYON **Know your way out.**



Scan this QR code to download your neighborhood map on your phone or tablet!

**Familiarize yourself with major routes out of your neighborhood in case of an evacuation.**



## EMERGENCY ALERTS & FIRE INFORMATION

**WILDFIRES CAN STRIKE SUDDENLY AND WITHOUT WARNING.** EMERGENCY PERSONNEL WILL ATTEMPT TO NOTIFY COMMUNITY MEMBERS WHEN EVACUATION IS NECESSARY, BUT THIS IS NOT ALWAYS POSSIBLE. ADVANCE PREPARATION AND SITUATIONAL AWARENESS ARE REQUIRED.

## ALERT MARIN: Emergency Notifications and Evacuations

### For ACTION at a specific ADDRESS

- Critical evacuation and life safety information, during emergencies, sent to specific addresses.
- Voice, Text, and Email messages

To register visit [www.alertmarin.org](http://www.alertmarin.org)

## NIXLE: Information Notices

## For INFORMATION to an entire ZIP CODE

- General information and less critical updates to larger populations, by zip code only.
- Text messages only

**To register, text your zip code to 888777**

**AM/FM RADIO, SOCIAL MEDIA:** Bay Area News; Twitter, Facebook

**Monitor** FM 106.9, AM 740 (KCBS); AM 810 (KGO); FM 88.5 (KQED); FM 92.3; FM 90.5; FM 89.9 (KWMR)

**Follow:** @MarinSheriff, @MarinCountyFire, @SRFD

**NOAA Radios:** tune to 162.500 or 162.400 (same code 006041)

## EVACUATION TERMS

### Evacuation Order:

You must evacuate immediately due to imminent threat to life.

### Evacuation Warning:

There is potential threat to life and property within a given timeframe.

## EVACUATION SAFETY TIPS

## What to wear?

Consider goggles, leather gloves, and heavy shoes/boots; protect skin with long natural fiber clothing, such as cotton or wool or clothing; protect airway and face with an N95 mask and bandanna. Wear a hat to protect hair from embers.

## Where to go?

Avoid hillsides.  
Head for a valley  
floor by car,  
away from the  
fire if possible.

**Last resort...**Go on foot or bicycle **only if no other option exists.** Sheltering indoors or in a car is usually safer than being exposed outside. Keep windows, sunroof and air vents closed.

**Never evacuate** uphill, on fire roads, or into open spaces where there is unmaintained vegetation unless directed by emergency personnel.

**Don't panic** in traffic! Inside a car on pavement is one of the safest places during a wildfire. Travel at a safe and steady pace with headlights on.

# Your evacuation checklist:

**WILDFIRES CAN STRIKE SUDDENLY AND WITHOUT WARNING.** EMERGENCY PERSONNEL WILL ATTEMPT TO NOTIFY COMMUNITY MEMBERS WHEN EVACUATION IS NECESSARY, BUT THIS IS NOT ALWAYS POSSIBLE. ADVANCE PREPARATION AND SITUATIONAL AWARENESS ARE REQUIRED. TAKE PERSONAL RESPONSIBILITY AND PREPARE TODAY.



## Be prepared...

### PREP YOUR COMMUNICATIONS:

- ☐ **Keep** your cell phone fully charged.
- ☐ **Maintain** your Go Kit.
- ☐ **Notify** an out-of-area contact of your phone number, location and status. Update regularly.
- ☐ **Leave** a note with your contact info and out-of-area contact taped to fridge or inside a front window.
- ☐ **Check** on or call neighbors.

### KEEP ON YOUR PERSON:

- ☐ **Dress** all family members in long sleeves and long pants; heavy cotton or wool is best, no matter how hot it is.
- ☐ **Wear** full coverage goggles, leather gloves, head protection such as a hard hat or helmet.
- ☐ **Cover** faces with a dry cotton or wool bandanna or scarf over an N95 respirator.
- ☐ **Tie** long hair back.
- ☐ **Take** a headlamp and flashlight (even during the day).
- ☐ **Carry** car keys, wallet, ID, cell phone, spare battery and charger.
- ☐ **Drink** plenty of water, stay hydrated.
- ☐ **Put** "Go Kits" (see right checklist) in your vehicle.

### PETS AND ANIMALS:

- ☐ **Locate** your pets and place in carriers when warning is issued. You won't be able to catch them when the fire approaches.
- ☐ Be sure your pets wear tags and are registered with microchips.
- ☐ **Place** carriers (with your pets in them) near the front door, with fresh water and extra food.
- ☐ **Prepare** horses and large animals for transport and consider moving them to a safe location early, before evacuation is ordered.



## When you leave...

- ☐ **Leave immediately** if ordered.
- ☐ **Don't wait**—if you feel unsafe or conditions worsen, leave early.
- ☐ **Assist** elderly or disabled neighbors.
- ☐ **Carpool** with neighbors if possible to reduce traffic.
- ☐ **Take** only essential vehicles with adequate fuel.
- ☐ **In your car**, turn on headlights, close windows, turn on inside air and AC, tune to local radio.
- ☐ **Drive steadily** and be observant. Obey the rules of the road.
- ☐ **Proceed downhill**, away from the fire if possible. Know at least two routes, if possible.
- ☐ **Take the fastest paved route** to a valley floor.
- ☐ **Don't panic** in traffic. Close window, all doors and garage doors.

### IF YOU ARE TRAPPED:

- ☐ **Try to take shelter** in a building, car, or an open area; you are better protected inside a building or vehicle such as a playing field or parking lot.
- ☐ **Don't** abandon your car in the road. If you must leave your car, park it off the road and consider options for shelter.
- ☐ **Park** in an outside turn if trapped on a hillside in your car.
- ☐ **Stay far from unburned** vegetation (30' or more); look for wide roads, parking lots, playing fields, etc.
- ☐ **Evacuate on foot or bicycle only** as a last resort. A car provides better protection!
- ☐ **Don't evacuate by** fire road, uphill, or into open-spaces near unburned vegetation unless directed by emergency personnel
- ☐ **Remain calm**—panic is deadly.



## If time allows...

IN SOME SITUATIONS WHEN EVACUATION IS ANTICIPATED, YOU MAY HAVE TIME TO PREPARE YOUR HOME TO GIVE IT A BETTER CHANCE OF SURVIVAL. LEARN MORE AT: [WWW.FIRESAFEMARIN.ORG/EVACUATION](http://WWW.FIRESAFEMARIN.ORG/EVACUATION)



## WILDFIRE & EMERGENCY Go Kit

- ☐ A copy of this flyer and map
- ☐ Prescriptions medications (ask your doctor for a multi day emergency supply, rotate annually)
- ☐ Battery & charger for cell phone
- ☐ Extra eyeglasses or contact lenses
- ☐ Extra set of car keys
- ☐ Credit cards, cash or traveler's checks
- ☐ First aid kit (compact)
- ☐ Headlamp and Flashlight (handheld)
- ☐ Battery-powered AM/FM radio
- ☐ Spare batteries
- ☐ Sanitation supplies
- ☐ Copies of important documents (birth certificates, passports, etc.)
- ☐ Sturdy shoes or boots
- ☐ Long sleeve shirt, long pants (natural fibers like cotton or wool, bright colors are best)
- ☐ Floppy cotton hat (to keep embers out of hair)
- ☐ Leather work gloves
- ☐ Full coverage goggles
- ☐ N95 respirator
- ☐ Cotton bandanna for face protection

### PET SUPPLIES:

- ☐ Carriers for each pet
- ☐ Leashes
- ☐ Pet food and water

### MAKE A LIST NOW OF ITEMS TO TAKE IF TIME ALLOWS:

- ☐ Easily carried valuables
- ☐ Family photos and other small, irreplaceable items
- ☐ PC data backups on hard drives and/or disks (offsite or "cloud" backup is best)
- ☐ Laptop or tablet & spare chargers



**SAN RAFAEL FIRE DEPT**  
[www.SRFD.org](http://www.SRFD.org)  
**MARIN WILDFIRE PREVENTION AUTHORITY**  
[Marinwildfire.org](http://Marinwildfire.org)

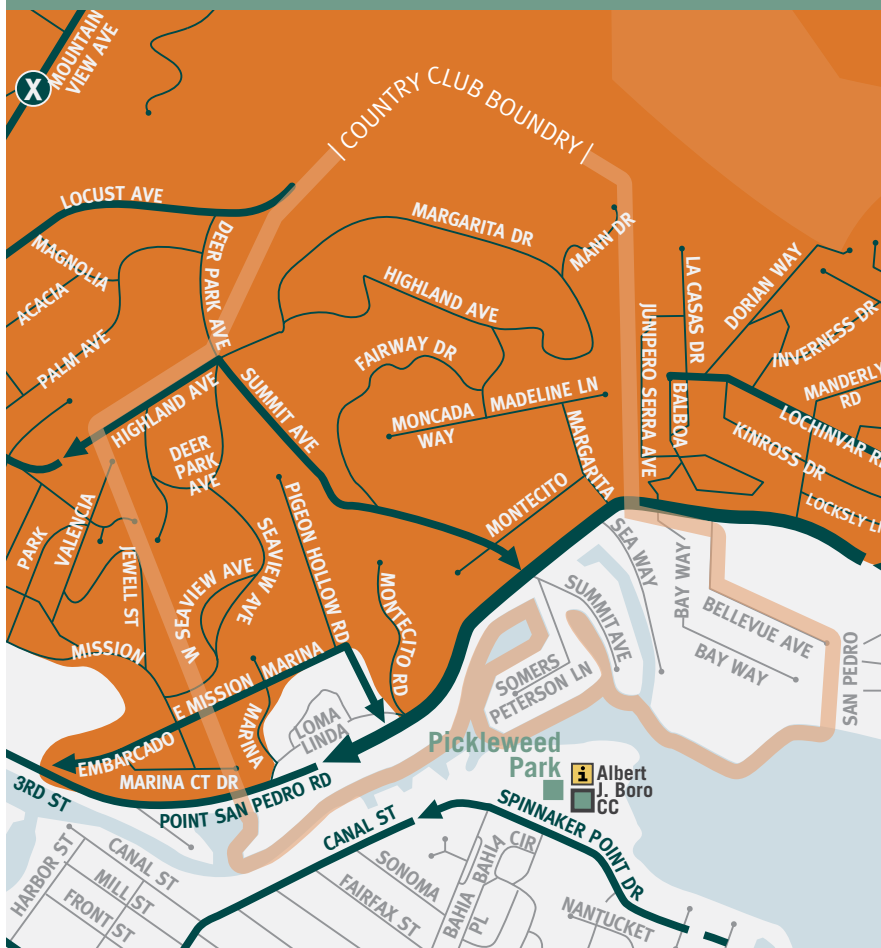


# 15 COUNTRY CLUB Know your way out.



Scan this QR code to download your neighborhood map on your phone or tablet!

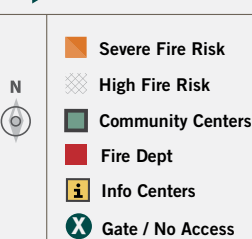
Familiarize yourself with major routes out of your neighborhood in case of an evacuation.



## EMERGENCY ALERTS & FIRE INFORMATION

**WILDFIRES CAN STRIKE SUDDENLY AND WITHOUT WARNING.** EMERGENCY PERSONNEL WILL ATTEMPT TO NOTIFY COMMUNITY MEMBERS WHEN EVACUATION IS NECESSARY, BUT THIS IS NOT ALWAYS POSSIBLE. ADVANCE PREPARATION AND SITUATIONAL AWARENESS ARE REQUIRED.

### Evacuation Routes



## ALERT MARIN: Emergency Notifications and Evacuations

### For ACTION at a specific ADDRESS

- Critical evacuation and life safety information, during emergencies, sent to specific addresses.
- Voice, Text, and Email messages

To register visit [www.alertmarin.org](http://www.alertmarin.org)

## NIXLE: Information Notices

### For INFORMATION to an entire ZIP CODE

- General information and less critical updates to larger populations, by zip code only.
- Text messages only

To register, text your zip code to 888777

**AM/FM RADIO, SOCIAL MEDIA:** Bay Area News; Twitter, Facebook

**Monitor FM 106.9, AM 740 (KCBS); AM 810 (KGO); FM 88.5 (KQED); FM 92.3; FM 90.5; FM 89.9 (KWMR)**

**Follow:** @MarinSheriff, @MarinCountyFire, @SRFD

**NOAA Radios:** tune to 162.500 or 162.400 (same code 006041)

## EVACUATION TERMS

### Evacuation Order:

You must evacuate immediately due to imminent threat to life.

### Evacuation Warning:

There is potential threat to life and property within a given timeframe.

## EVACUATION SAFETY TIPS

### What to wear?

Consider goggles, leather gloves, and heavy shoes/boots; protect skin with long natural fiber clothing, such as cotton or wool or clothing; protect airway and face with an N95 mask and bandanna. Wear a hat to protect hair from embers.

### Where to go?

Avoid hillsides. Head for a valley floor by car, away from the fire if possible.

**Last resort...** Go on foot or bicycle only if no other option exists. Sheltering indoors or in a car is usually safer than being exposed outside. Keep windows, sunroof and air vents closed.

**Never evacuate uphill,** on fire roads, or into open spaces where there is unmaintained vegetation unless directed by emergency personnel.

**Don't panic** in traffic! Inside a car on pavement is one of the safest places during a wildfire. Travel at a safe and steady pace with headlights on.

# Your evacuation checklist:

**WILDFIRES CAN STRIKE SUDDENLY AND WITHOUT WARNING.** EMERGENCY PERSONNEL WILL ATTEMPT TO NOTIFY COMMUNITY MEMBERS WHEN EVACUATION IS NECESSARY, BUT THIS IS NOT ALWAYS POSSIBLE. ADVANCE PREPARATION AND SITUATIONAL AWARENESS ARE REQUIRED. TAKE PERSONAL RESPONSIBILITY AND PREPARE TODAY.



## Be prepared...

### PREP YOUR COMMUNICATIONS:

- ☐ **Keep** your cell phone fully charged.
- ☐ **Maintain** your Go Kit.
- ☐ **Notify** an out-of-area contact of your phone number, location and status. Update regularly.
- ☐ **Leave** a note with your contact info and out-of-area contact taped to fridge or inside a front window.
- ☐ **Check** on or call neighbors.

### KEEP ON YOUR PERSON:

- ☐ **Dress** all family members in long sleeves and long pants; heavy cotton or wool is best, no matter how hot it is.
- ☐ **Wear** full coverage goggles, leather gloves, head protection such as a hard hat or helmet.
- ☐ **Cover** faces with a dry cotton or wool bandanna or scarf over an N95 respirator.
- ☐ **Tie** long hair back.
- ☐ **Take** a headlamp and flashlight (even during the day).
- ☐ **Carry** car keys, wallet, ID, cell phone, spare battery and charger.
- ☐ **Drink** plenty of water, stay hydrated.
- ☐ **Put** "Go Kits" (see right checklist) in your vehicle.

### PETS AND ANIMALS:

- ☐ **Locate** your pets and place in carriers when warning is issued. You won't be able to catch them when the fire approaches.
- ☐ Be sure your pets wear tags and are registered with microchips.
- ☐ **Place** carriers (with your pets in them) near the front door, with fresh water and extra food.
- ☐ **Prepare** horses and large animals for transport and consider moving them to a safe location early, before evacuation is ordered.



## When you leave...

- ☐ **Leave immediately** if ordered.
- ☐ **Don't wait**—if you feel unsafe or conditions worsen, leave early.
- ☐ **Assist** elderly or disabled neighbors.
- ☐ **Carpool** with neighbors if possible to reduce traffic.
- ☐ **Take** only essential vehicles with adequate fuel.
- ☐ **In your car**, turn on headlights, close windows, turn on inside air and AC, tune to local radio.
- ☐ **Drive steadily** and be observant. Obey the rules of the road.
- ☐ **Proceed downhill**, away from the fire if possible. Know at least two routes, if possible.
- ☐ **Take the fastest paved route** to a valley floor.
- ☐ **Don't panic** in traffic. Close window, all doors and garage doors.

### IF YOU ARE TRAPPED:

- ☐ **Try to take shelter** in a building, car, or an open area; you are better protected inside a building or vehicle such as a playing field or parking lot.
- ☐ **Don't** abandon your car in the road. If you must leave your car, park it off the road and consider options for shelter.
- ☐ **Park** in an outside turn if trapped on a hillside in your car.
- ☐ **Stay far from unburned** vegetation (30' or more); look for wide roads, parking lots, playing fields, etc.
- ☐ **Evacuate on foot or bicycle only** as a last resort. A car provides better protection!
- ☐ **Don't evacuate by** fire road, uphill, or into open-spaces near unburned vegetation unless directed by emergency personnel
- ☐ **Remain calm**—panic is deadly.



## If time allows...

IN SOME SITUATIONS WHEN EVACUATION IS ANTICIPATED, YOU MAY HAVE TIME TO PREPARE YOUR HOME TO GIVE IT A BETTER CHANCE OF SURVIVAL. LEARN MORE AT: [WWW.FIRESAFEMARIN.ORG/EVACUATION](http://WWW.FIRESAFEMARIN.ORG/EVACUATION)



## WILDFIRE & EMERGENCY Go Kit

- ☐ A copy of this flyer and map
- ☐ Prescriptions medications (ask your doctor for a multi day emergency supply, rotate annually)
- ☐ Battery & charger for cell phone
- ☐ Extra eyeglasses or contact lenses
- ☐ Extra set of car keys
- ☐ Credit cards, cash or traveler's checks
- ☐ First aid kit (compact)
- ☐ Headlamp and Flashlight (handheld)
- ☐ Battery-powered AM/FM radio
- ☐ Spare batteries
- ☐ Sanitation supplies
- ☐ Copies of important documents (birth certificates, passports, etc.)
- ☐ Sturdy shoes or boots
- ☐ Long sleeve shirt, long pants (natural fibers like cotton or wool, bright colors are best)
- ☐ Floppy cotton hat (to keep embers out of hair)
- ☐ Leather work gloves
- ☐ Full coverage goggles
- ☐ N95 respirator
- ☐ Cotton bandanna for face protection

### PET SUPPLIES:

- ☐ Carriers for each pet
- ☐ Leashes
- ☐ Pet food and water

### MAKE A LIST NOW OF ITEMS TO TAKE IF TIME ALLOWS:

- ☐ Easily carried valuables
- ☐ Family photos and other small, irreplaceable items
- ☐ PC data backups on hard drives and/or disks (offsite or "cloud" backup is best)
- ☐ Laptop or tablet & spare chargers



**SAN RAFAEL FIRE DEPT**  
[www.SRFD.org](http://www.SRFD.org)  
**MARIN WILDFIRE PREVENTION AUTHORITY**  
[Marinwildfire.org](http://Marinwildfire.org)

# 16 LOCH LOMOND Know your way out.



Scan this QR code to download your neighborhood map on your phone or tablet!

Familiarize yourself with major routes out of your neighborhood in case of an evacuation.



## EVACUATION SAFETY TIPS

### What to wear?

Wear goggles, leather gloves, and heavy shoes/boots; protect skin with long cotton or wool clothing; protect airway and face with an N95 mask and bandanna. Wear a hat to protect hair from embers.

**Where to go?** Avoid hillsides. Head for a valley floor by car, away from the fire if possible.

**Last resort...** Go on foot or bicycle only if no other option exists. Sheltering indoors or in a car is usually safer than being exposed outside.

**Never evacuate** uphill, on fire roads, or into open spaces where there is unmaintained vegetation.

**Don't panic** in traffic! Inside a car on pavement is one of the safest places during a wildfire.

## EMERGENCY ALERTS & FIRE INFORMATION

**WILDFIRES CAN STRIKE SUDDENLY AND WITHOUT WARNING.** EMERGENCY PERSONNEL WILL ATTEMPT TO NOTIFY COMMUNITY MEMBERS WHEN EVACUATION IS NECESSARY, BUT THIS IS NOT ALWAYS POSSIBLE. ADVANCE PREPARATION AND SITUATIONAL AWARENESS ARE REQUIRED.

### ALERT MARIN: Emergency Notifications and Evacuations

#### For ACTION at a specific ADDRESS

- Critical evacuation and life safety information, during emergencies, sent to specific addresses.
- Voice, Text, and Email messages

To register visit [www.alertmarin.org](http://www.alertmarin.org)

### NIXLE: Information Notices

#### For INFORMATION to an entire ZIP CODE

- General information and less critical updates to larger populations, by zip code only.
- Text messages only

To register, text your zip code to 888777

### AM/FM RADIO, SOCIAL MEDIA: Bay Area News; Twitter, Facebook

Monitor FM 106.9, AM 740 (KCBS); AM 810 (KGO); FM 88.5 (KQED); FM 92.3; FM 90.5; FM 89.9 (KWMR)

Follow: @MarinSheriff, @MarinCountyFire, @SRFD

NOAA Radios: tune to 162.500 or 162.400 (same code 006041)

## EVACUATION TERMS

**Evacuation Order:** You must evacuate immediately due to imminent threat to life.

**Evacuation Warning:** There is potential threat to life and property within a given timeframe.



SAN RAFAEL FIRE DEPT

[www.cityofsanrafael.org/departments/fire](http://www.cityofsanrafael.org/departments/fire)

# Your evacuation checklist:

**WILDFIRES CAN STRIKE SUDDENLY AND WITHOUT WARNING.** EMERGENCY PERSONNEL WILL ATTEMPT TO NOTIFY COMMUNITY MEMBERS WHEN EVACUATION IS NECESSARY, BUT THIS IS NOT ALWAYS POSSIBLE. ADVANCE PREPARATION AND SITUATIONAL AWARENESS ARE REQUIRED. TAKE PERSONAL RESPONSIBILITY AND PREPARE TODAY.



## Be prepared...

### PREP YOUR COMMUNICATIONS:

- ☐ **Keep** your cell phone fully charged.
- ☐ **Maintain** your Go Kit.
- ☐ **Notify** an out-of-area contact of your phone number, location and status. Update regularly.
- ☐ **Leave** a note with your contact info and out-of-area contact taped to fridge or inside a front window.
- ☐ **Check** on or call neighbors.

### KEEP ON YOUR PERSON:

- ☐ **Dress** all family members in long sleeves and long pants; heavy cotton or wool is best, no matter how hot it is.
- ☐ **Wear** full coverage goggles, leather gloves, head protection such as a hard hat or helmet.
- ☐ **Cover** faces with a dry cotton or wool bandanna or scarf over an N95 respirator.
- ☐ **Tie** long hair back.
- ☐ **Take** a headlamp and flashlight (even during the day).
- ☐ **Carry** car keys, wallet, ID, cell phone, spare battery and charger.
- ☐ **Drink** plenty of water, stay hydrated.
- ☐ **Put** "Go Kits" (see right checklist) in your vehicle.

### PETS AND ANIMALS:

- ☐ **Locate** your pets and place in carriers when warning is issued. You won't be able to catch them when the fire approaches.
- ☐ Be sure your pets wear tags and are registered with microchips.
- ☐ **Place** carriers (with your pets in them) near the front door, with fresh water and extra food.
- ☐ **Prepare** horses and large animals for transport and consider moving them to a safe location early, before evacuation is ordered.



## When you leave...

- ☐ **Leave immediately** if ordered.
- ☐ **Don't wait**—if you feel unsafe or conditions worsen, leave early.
- ☐ **Assist** elderly or disabled neighbors.
- ☐ **Carpool** with neighbors if possible to reduce traffic.
- ☐ **Take** only essential vehicles with adequate fuel.
- ☐ **In your car**, turn on headlights, close windows, turn on inside air and AC, tune to local radio.
- ☐ **Drive steadily** and be observant. Obey the rules of the road.
- ☐ **Proceed downhill**, away from the fire if possible. Know at least two routes, if possible.
- ☐ **Take the fastest paved route** to a valley floor.
- ☐ **Don't panic** in traffic. Close window, all doors and garage doors.

### IF YOU ARE TRAPPED:

- ☐ **Try to take shelter** in a building, car, or an open area; you are better protected inside a building or vehicle such as a playing field or parking lot.
- ☐ **Don't** abandon your car in the road. If you must leave your car, park it off the road and consider options for shelter.
- ☐ **Park** in an outside turn if trapped on a hillside in your car.
- ☐ **Stay far from unburned** vegetation (30' or more); look for wide roads, parking lots, playing fields, etc.
- ☐ **Evacuate on foot or bicycle only** as a last resort. A car provides better protection!
- ☐ **Don't evacuate by** fire road, uphill, or into open-spaces near unburned vegetation unless directed by emergency personnel
- ☐ **Remain calm**—panic is deadly.



## If time allows...

IN SOME SITUATIONS WHEN EVACUATION IS ANTICIPATED, YOU MAY HAVE TIME TO PREPARE YOUR HOME TO GIVE IT A BETTER CHANCE OF SURVIVAL. LEARN MORE AT: [WWW.FIRESAFEMARIN.ORG/EVACUATION](http://WWW.FIRESAFEMARIN.ORG/EVACUATION)



## WILDFIRE & EMERGENCY Go Kit

- ☐ A copy of this flyer and map
- ☐ Prescriptions medications (ask your doctor for a multi day emergency supply, rotate annually)
- ☐ Battery & charger for cell phone
- ☐ Extra eyeglasses or contact lenses
- ☐ Extra set of car keys
- ☐ Credit cards, cash or traveler's checks
- ☐ First aid kit (compact)
- ☐ Headlamp and Flashlight (handheld)
- ☐ Battery-powered AM/FM radio
- ☐ Spare batteries
- ☐ Sanitation supplies
- ☐ Copies of important documents (birth certificates, passports, etc.)
- ☐ Sturdy shoes or boots
- ☐ Long sleeve shirt, long pants (natural fibers like cotton or wool, bright colors are best)
- ☐ Floppy cotton hat (to keep embers out of hair)
- ☐ Leather work gloves
- ☐ Full coverage goggles
- ☐ N95 respirator
- ☐ Cotton bandanna for face protection

### PET SUPPLIES:

- ☐ Carriers for each pet
- ☐ Leashes
- ☐ Pet food and water

### MAKE A LIST NOW OF ITEMS TO TAKE IF TIME ALLOWS:

- ☐ Easily carried valuables
- ☐ Family photos and other small, irreplaceable items
- ☐ PC data backups on hard drives and/or disks (offsite or "cloud" backup is best)
- ☐ Laptop or tablet & spare chargers



**SAN RAFAEL FIRE DEPT**  
[www.SRFD.org](http://www.SRFD.org)  
**MARIN WILDFIRE PREVENTION AUTHORITY**  
[Marinwildfire.org](http://Marinwildfire.org)



# 17 BAYSIDE ACRES Know your way out.



Scan this QR code to download your neighborhood map on your phone or tablet!

Familiarize yourself with major routes out of your neighborhood in case of an evacuation.



## Evacuation Routes

N	Severe Fire Risk	Fire Dept
High Fire Risk	Info Centers	
Community Centers	Gate / No Access	

## EVACUATION SAFETY TIPS

### What to wear?

Wear goggles, leather gloves, and heavy shoes/boots; protect skin with long cotton or wool clothing; protect airway and face with an N95 mask and bandanna. Wear a hat to protect hair from embers.

**Where to go?** Avoid hillsides. Head for a valley floor by car, away from the fire if possible.

**Last resort...** Go on foot or bicycle only if no other option exists. Sheltering indoors or in a car is usually safer than being exposed outside.

**Never evacuate** uphill, on fire roads, or into open spaces where there is unmaintained vegetation.

**Don't panic** in traffic! Inside a car on pavement is one of the safest places during a wildfire.

## EMERGENCY ALERTS & FIRE INFORMATION

**WILDFIRES CAN STRIKE SUDDENLY AND WITHOUT WARNING.** EMERGENCY PERSONNEL WILL ATTEMPT TO NOTIFY COMMUNITY MEMBERS WHEN EVACUATION IS NECESSARY, BUT THIS IS NOT ALWAYS POSSIBLE. ADVANCE PREPARATION AND SITUATIONAL AWARENESS ARE REQUIRED.

### ALERT MARIN: Emergency Notifications and Evacuations

#### For ACTION at a specific ADDRESS

- Critical evacuation and life safety information, during emergencies, sent to specific addresses.
- Voice, Text, and Email messages

To register visit [www.alertmarin.org](http://www.alertmarin.org)

### NIXLE: Information Notices

#### For INFORMATION to an entire ZIP CODE

- General information and less critical updates to larger populations, by zip code only.
- Text messages only

To register, text your zip code to 888777

### AM/FM RADIO, SOCIAL MEDIA: Bay Area News; Twitter, Facebook

Monitor FM 106.9, AM 740 (KCBS); AM 810 (KGO); FM 88.5 (KQED); FM 92.3; FM 90.5; FM 89.9 (KWMR)

Follow: @MarinSheriff, @MarinCountyFire, @SRFD

NOAA Radios: tune to 162.500 or 162.400 (same code 006041)

## EVACUATION TERMS

**Evacuation Order:** You must evacuate immediately due to imminent threat to life.

**Evacuation Warning:** There is potential threat to life and property within a given timeframe.



SAN RAFAEL FIRE DEPT

[www.cityofsanrafael.org/departments/fire](http://www.cityofsanrafael.org/departments/fire)

# Your evacuation checklist:

**WILDFIRES CAN STRIKE SUDDENLY AND WITHOUT WARNING.** EMERGENCY PERSONNEL WILL ATTEMPT TO NOTIFY COMMUNITY MEMBERS WHEN EVACUATION IS NECESSARY, BUT THIS IS NOT ALWAYS POSSIBLE. ADVANCE PREPARATION AND SITUATIONAL AWARENESS ARE REQUIRED. TAKE PERSONAL RESPONSIBILITY AND PREPARE TODAY.



## Be prepared...

### PREP YOUR COMMUNICATIONS:

- ☐ **Keep** your cell phone fully charged.
- ☐ **Maintain** your Go Kit.
- ☐ **Notify** an out-of-area contact of your phone number, location and status. Update regularly.
- ☐ **Leave** a note with your contact info and out-of-area contact taped to fridge or inside a front window.
- ☐ **Check** on or call neighbors.

### KEEP ON YOUR PERSON:

- ☐ **Dress** all family members in long sleeves and long pants; heavy cotton or wool is best, no matter how hot it is.
- ☐ **Wear** full coverage goggles, leather gloves, head protection such as a hard hat or helmet.
- ☐ **Cover** faces with a dry cotton or wool bandanna or scarf over an N95 respirator.
- ☐ **Tie** long hair back.
- ☐ **Take** a headlamp and flashlight (even during the day).
- ☐ **Carry** car keys, wallet, ID, cell phone, spare battery and charger.
- ☐ **Drink** plenty of water, stay hydrated.
- ☐ **Put** "Go Kits" (see right checklist) in your vehicle.

### PETS AND ANIMALS:

- ☐ **Locate** your pets and place in carriers when warning is issued. You won't be able to catch them when the fire approaches.
- ☐ Be sure your pets wear tags and are registered with microchips.
- ☐ **Place** carriers (with your pets in them) near the front door, with fresh water and extra food.
- ☐ **Prepare** horses and large animals for transport and consider moving them to a safe location early, before evacuation is ordered.



## When you leave...

- ☐ **Leave immediately** if ordered.
- ☐ **Don't wait**—if you feel unsafe or conditions worsen, leave early.
- ☐ **Assist** elderly or disabled neighbors.
- ☐ **Carpool** with neighbors if possible to reduce traffic.
- ☐ **Take** only essential vehicles with adequate fuel.
- ☐ **In your car**, turn on headlights, close windows, turn on inside air and AC, tune to local radio.
- ☐ **Drive steadily** and be observant. Obey the rules of the road.
- ☐ **Proceed downhill**, away from the fire if possible. Know at least two routes, if possible.
- ☐ **Take the fastest paved route** to a valley floor.
- ☐ **Don't panic** in traffic. Close window, all doors and garage doors.

### IF YOU ARE TRAPPED:

- ☐ **Try to take shelter** in a building, car, or an open area; you are better protected inside a building or vehicle such as a playing field or parking lot.
- ☐ **Don't** abandon your car in the road. If you must leave your car, park it off the road and consider options for shelter.
- ☐ **Park** in an outside turn if trapped on a hillside in your car.
- ☐ **Stay far from unburned** vegetation (30' or more); look for wide roads, parking lots, playing fields, etc.
- ☐ **Evacuate on foot or bicycle only** as a last resort. A car provides better protection!
- ☐ **Don't evacuate by** fire road, uphill, or into open-spaces near unburned vegetation unless directed by emergency personnel
- ☐ **Remain calm**—panic is deadly.



## If time allows...

IN SOME SITUATIONS WHEN EVACUATION IS ANTICIPATED, YOU MAY HAVE TIME TO PREPARE YOUR HOME TO GIVE IT A BETTER CHANCE OF SURVIVAL. LEARN MORE AT: [WWW.FIRESAFEMARIN.ORG/EVACUATION](http://WWW.FIRESAFEMARIN.ORG/EVACUATION)



## WILDFIRE & EMERGENCY Go Kit

- ☐ A copy of this flyer and map
- ☐ Prescriptions medications (ask your doctor for a multi day emergency supply, rotate annually)
- ☐ Battery & charger for cell phone
- ☐ Extra eyeglasses or contact lenses
- ☐ Extra set of car keys
- ☐ Credit cards, cash or traveler's checks
- ☐ First aid kit (compact)
- ☐ Headlamp and Flashlight (handheld)
- ☐ Battery-powered AM/FM radio
- ☐ Spare batteries
- ☐ Sanitation supplies
- ☐ Copies of important documents (birth certificates, passports, etc.)
- ☐ Sturdy shoes or boots
- ☐ Long sleeve shirt, long pants (natural fibers like cotton or wool, bright colors are best)
- ☐ Floppy cotton hat (to keep embers out of hair)
- ☐ Leather work gloves
- ☐ Full coverage goggles
- ☐ N95 respirator
- ☐ Cotton bandanna for face protection

### PET SUPPLIES:

- ☐ Carriers for each pet
- ☐ Leashes
- ☐ Pet food and water

### MAKE A LIST NOW OF ITEMS TO TAKE IF TIME ALLOWS:

- ☐ Easily carried valuables
- ☐ Family photos and other small, irreplaceable items
- ☐ PC data backups on hard drives and/or disks (offsite or "cloud" backup is best)
- ☐ Laptop or tablet & spare chargers



**SAN RAFAEL FIRE DEPT**  
[www.SRFD.org](http://www.SRFD.org)  
**MARIN WILDFIRE PREVENTION AUTHORITY**  
[Marinwildfire.org](http://Marinwildfire.org)

# 18 GLENWOOD Know your way out.



Scan this QR code to download your neighborhood map on your phone or tablet!

Familiarize yourself with major routes out of your neighborhood in case of an evacuation.



## EVACUATION SAFETY TIPS

### What to wear?

Wear goggles, leather gloves, and heavy shoes/boots; protect skin with long cotton or wool clothing; protect airway and face with an N95 mask and bandanna. Wear a hat to protect hair from embers.

**Where to go?** Avoid hillsides. Head for a valley floor by car, away from the fire if possible.

**Last resort...** Go on foot or bicycle only if no other option exists. Sheltering indoors or in a car is usually safer than being exposed outside.

**Never evacuate** uphill, on fire roads, or into open spaces where there is unmaintained vegetation.

**Don't panic** in traffic! Inside a car on pavement is one of the safest places during a wildfire.

## EMERGENCY ALERTS & FIRE INFORMATION

**WILDFIRES CAN STRIKE SUDDENLY AND WITHOUT WARNING.** EMERGENCY PERSONNEL WILL ATTEMPT TO NOTIFY COMMUNITY MEMBERS WHEN EVACUATION IS NECESSARY, BUT THIS IS NOT ALWAYS POSSIBLE. ADVANCE PREPARATION AND SITUATIONAL AWARENESS ARE REQUIRED.

### ALERT MARIN: Emergency Notifications and Evacuations

#### For ACTION at a specific ADDRESS

- Critical evacuation and life safety information, during emergencies, sent to specific addresses.
- Voice, Text, and Email messages

To register visit [www.alertmarin.org](http://www.alertmarin.org)

### NIXLE: Information Notices

#### For INFORMATION to an entire ZIP CODE

- General information and less critical updates to larger populations, by zip code only.
- Text messages only

To register, text your zip code to 888777

### AM/FM RADIO, SOCIAL MEDIA: Bay Area News; Twitter, Facebook

Monitor FM 106.9, AM 740 (KCBS); AM 810 (KGO); FM 88.5 (KQED); FM 92.3; FM 90.5; FM 89.9 (KWMR)

Follow: @MarinSheriff, @MarinCountyFire, @SRFD

NOAA Radios: tune to 162.500 or 162.400 (same code 006041)

## EVACUATION TERMS

**Evacuation Order:** You must evacuate immediately due to imminent threat to life.

**Evacuation Warning:** There is potential threat to life and property within a given timeframe.



**SAN RAFAEL FIRE DEPT**

[www.cityofsanrafael.org/departments/fire](http://www.cityofsanrafael.org/departments/fire)

# Your evacuation checklist:

**WILDFIRES CAN STRIKE SUDDENLY AND WITHOUT WARNING.** EMERGENCY PERSONNEL WILL ATTEMPT TO NOTIFY COMMUNITY MEMBERS WHEN EVACUATION IS NECESSARY, BUT THIS IS NOT ALWAYS POSSIBLE. ADVANCE PREPARATION AND SITUATIONAL AWARENESS ARE REQUIRED. TAKE PERSONAL RESPONSIBILITY AND PREPARE TODAY.



## Be prepared...

### PREP YOUR COMMUNICATIONS:

- ☐ **Keep** your cell phone fully charged.
- ☐ **Maintain** your Go Kit.
- ☐ **Notify** an out-of-area contact of your phone number, location and status. Update regularly.
- ☐ **Leave** a note with your contact info and out-of-area contact taped to fridge or inside a front window.
- ☐ **Check** on or call neighbors.

### KEEP ON YOUR PERSON:

- ☐ **Dress** all family members in long sleeves and long pants; heavy cotton or wool is best, no matter how hot it is.
- ☐ **Wear** full coverage goggles, leather gloves, head protection such as a hard hat or helmet.
- ☐ **Cover** faces with a dry cotton or wool bandanna or scarf over an N95 respirator.
- ☐ **Tie** long hair back.
- ☐ **Take** a headlamp and flashlight (even during the day).
- ☐ **Carry** car keys, wallet, ID, cell phone, spare battery and charger.
- ☐ **Drink** plenty of water, stay hydrated.
- ☐ **Put** "Go Kits" (see right checklist) in your vehicle.

### PETS AND ANIMALS:

- ☐ **Locate** your pets and place in carriers when warning is issued. You won't be able to catch them when the fire approaches.
- ☐ Be sure your pets wear tags and are registered with microchips.
- ☐ **Place** carriers (with your pets in them) near the front door, with fresh water and extra food.
- ☐ **Prepare** horses and large animals for transport and consider moving them to a safe location early, before evacuation is ordered.



## When you leave...

- ☐ **Leave immediately** if ordered.
- ☐ **Don't wait**—if you feel unsafe or conditions worsen, leave early.
- ☐ **Assist** elderly or disabled neighbors.
- ☐ **Carpool** with neighbors if possible to reduce traffic.
- ☐ **Take** only essential vehicles with adequate fuel.
- ☐ **In your car**, turn on headlights, close windows, turn on inside air and AC, tune to local radio.
- ☐ **Drive steadily** and be observant. Obey the rules of the road.
- ☐ **Proceed downhill**, away from the fire if possible. Know at least two routes, if possible.
- ☐ **Take the fastest paved route** to a valley floor.
- ☐ **Don't panic** in traffic. Close window, all doors and garage doors.

### IF YOU ARE TRAPPED:

- ☐ **Try to take shelter** in a building, car, or an open area; you are better protected inside a building or vehicle such as a playing field or parking lot.
- ☐ **Don't** abandon your car in the road. If you must leave your car, park it off the road and consider options for shelter.
- ☐ **Park** in an outside turn if trapped on a hillside in your car.
- ☐ **Stay far from unburned** vegetation (30' or more); look for wide roads, parking lots, playing fields, etc.
- ☐ **Evacuate on foot or bicycle only** as a last resort. A car provides better protection!
- ☐ **Don't evacuate by** fire road, uphill, or into open-spaces near unburned vegetation unless directed by emergency personnel
- ☐ **Remain calm**—panic is deadly.



## If time allows...

IN SOME SITUATIONS WHEN EVACUATION IS ANTICIPATED, YOU MAY HAVE TIME TO PREPARE YOUR HOME TO GIVE IT A BETTER CHANCE OF SURVIVAL. LEARN MORE AT: [WWW.FIRESAFEMARIN.ORG/EVACUATION](http://WWW.FIRESAFEMARIN.ORG/EVACUATION)



## WILDFIRE & EMERGENCY Go Kit

- ☐ A copy of this flyer and map
- ☐ Prescriptions medications (ask your doctor for a multi day emergency supply, rotate annually)
- ☐ Battery & charger for cell phone
- ☐ Extra eyeglasses or contact lenses
- ☐ Extra set of car keys
- ☐ Credit cards, cash or traveler's checks
- ☐ First aid kit (compact)
- ☐ Headlamp and Flashlight (handheld)
- ☐ Battery-powered AM/FM radio
- ☐ Spare batteries
- ☐ Sanitation supplies
- ☐ Copies of important documents (birth certificates, passports, etc.)
- ☐ Sturdy shoes or boots
- ☐ Long sleeve shirt, long pants (natural fibers like cotton or wool, bright colors are best)
- ☐ Floppy cotton hat (to keep embers out of hair)
- ☐ Leather work gloves
- ☐ Full coverage goggles
- ☐ N95 respirator
- ☐ Cotton bandanna for face protection

### PET SUPPLIES:

- ☐ Carriers for each pet
- ☐ Leashes
- ☐ Pet food and water

### MAKE A LIST NOW OF ITEMS TO TAKE IF TIME ALLOWS:

- ☐ Easily carried valuables
- ☐ Family photos and other small, irreplaceable items
- ☐ PC data backups on hard drives and/or disks (offsite or "cloud" backup is best)
- ☐ Laptop or tablet & spare chargers



**SAN RAFAEL FIRE DEPT**  
[www.SRFD.org](http://www.SRFD.org)  
**MARIN WILDFIRE PREVENTION AUTHORITY**  
[Marinwildfire.org](http://Marinwildfire.org)



# 19 PEACOCK GAP Know your way out.



Scan this QR code to download your neighborhood map on your phone or tablet!

Familiarize yourself with major routes out of your neighborhood in case of an evacuation.



## EVACUATION SAFETY TIPS

### What to wear?

Wear goggles, leather gloves, and heavy shoes/boots; protect skin with long cotton or wool clothing; protect airway and face with an N95 mask and bandanna. Wear a hat to protect hair from embers.

**Where to go?** Avoid hillsides. Head for a valley floor by car, away from the fire if possible.

**Last resort...** Go on foot or bicycle only if no other option exists. Sheltering indoors or in a car is usually safer than being exposed outside.

**Never evacuate** uphill, on fire roads, or into open spaces where there is unmaintained vegetation.

**Don't panic** in traffic! Inside a car on pavement is one of the safest places during a wildfire.

## EMERGENCY ALERTS & FIRE INFORMATION

**WILDFIRES CAN STRIKE SUDDENLY AND WITHOUT WARNING.** EMERGENCY PERSONNEL WILL ATTEMPT TO NOTIFY COMMUNITY MEMBERS WHEN EVACUATION IS NECESSARY, BUT THIS IS NOT ALWAYS POSSIBLE. ADVANCE PREPARATION AND SITUATIONAL AWARENESS ARE REQUIRED.

### ALERT MARIN: Emergency Notifications and Evacuations

#### For ACTION at a specific ADDRESS

- Critical evacuation and life safety information, during emergencies, sent to specific addresses.
- Voice, Text, and Email messages

To register visit [www.alertmarin.org](http://www.alertmarin.org)

### NIXLE: Information Notices

#### For INFORMATION to an entire ZIP CODE

- General information and less critical updates to larger populations, by zip code only.
- Text messages only

To register, text your zip code to 888777

### AM/FM RADIO, SOCIAL MEDIA: Bay Area News; Twitter, Facebook

Monitor FM 106.9, AM 740 (KCBS); AM 810 (KGO); FM 88.5 (KQED); FM 92.3; FM 90.5; FM 89.9 (KWMR)

Follow: @MarinSheriff, @MarinCountyFire, @SRFD

NOAA Radios: tune to 162.500 or 162.400 (same code 006041)

## EVACUATION TERMS

**Evacuation Order:** You must evacuate immediately due to imminent threat to life.

**Evacuation Warning:** There is potential threat to life and property within a given timeframe.



**SAN RAFAEL FIRE DEPT**

[www.cityofsanrafael.org/departments/fire](http://www.cityofsanrafael.org/departments/fire)

# Your evacuation checklist:

**WILDFIRES CAN STRIKE SUDDENLY AND WITHOUT WARNING.** EMERGENCY PERSONNEL WILL ATTEMPT TO NOTIFY COMMUNITY MEMBERS WHEN EVACUATION IS NECESSARY, BUT THIS IS NOT ALWAYS POSSIBLE. ADVANCE PREPARATION AND SITUATIONAL AWARENESS ARE REQUIRED. TAKE PERSONAL RESPONSIBILITY AND PREPARE TODAY.



## Be prepared...

### PREP YOUR COMMUNICATIONS:

- ☐ **Keep** your cell phone fully charged.
- ☐ **Maintain** your Go Kit.
- ☐ **Notify** an out-of-area contact of your phone number, location and status. Update regularly.
- ☐ **Leave** a note with your contact info and out-of-area contact taped to fridge or inside a front window.
- ☐ **Check** on or call neighbors.

### KEEP ON YOUR PERSON:

- ☐ **Dress** all family members in long sleeves and long pants; heavy cotton or wool is best, no matter how hot it is.
- ☐ **Wear** full coverage goggles, leather gloves, head protection such as a hard hat or helmet.
- ☐ **Cover** faces with a dry cotton or wool bandanna or scarf over an N95 respirator.
- ☐ **Tie** long hair back.
- ☐ **Take** a headlamp and flashlight (even during the day).
- ☐ **Carry** car keys, wallet, ID, cell phone, spare battery and charger.
- ☐ **Drink** plenty of water, stay hydrated.
- ☐ **Put** "Go Kits" (see right checklist) in your vehicle.

### PETS AND ANIMALS:

- ☐ **Locate** your pets and place in carriers when warning is issued. You won't be able to catch them when the fire approaches.
- ☐ Be sure your pets wear tags and are registered with microchips.
- ☐ **Place** carriers (with your pets in them) near the front door, with fresh water and extra food.
- ☐ **Prepare** horses and large animals for transport and consider moving them to a safe location early, before evacuation is ordered.



## When you leave...

- ☐ **Leave immediately** if ordered.
- ☐ **Don't wait**—if you feel unsafe or conditions worsen, leave early.
- ☐ **Assist** elderly or disabled neighbors.
- ☐ **Carpool** with neighbors if possible to reduce traffic.
- ☐ **Take** only essential vehicles with adequate fuel.
- ☐ **In your car**, turn on headlights, close windows, turn on inside air and AC, tune to local radio.
- ☐ **Drive steadily** and be observant. Obey the rules of the road.
- ☐ **Proceed downhill**, away from the fire if possible. Know at least two routes, if possible.
- ☐ **Take the fastest paved route** to a valley floor.
- ☐ **Don't panic** in traffic. Close window, all doors and garage doors.

### IF YOU ARE TRAPPED:

- ☐ **Try to take shelter** in a building, car, or an open area; you are better protected inside a building or vehicle such as a playing field or parking lot.
- ☐ **Don't** abandon your car in the road. If you must leave your car, park it off the road and consider options for shelter.
- ☐ **Park** in an outside turn if trapped on a hillside in your car.
- ☐ **Stay far from unburned** vegetation (30' or more); look for wide roads, parking lots, playing fields, etc.
- ☐ **Evacuate on foot or bicycle only** as a last resort. A car provides better protection!
- ☐ **Don't evacuate by** fire road, uphill, or into open-spaces near unburned vegetation unless directed by emergency personnel
- ☐ **Remain calm**—panic is deadly.



## If time allows...

IN SOME SITUATIONS WHEN EVACUATION IS ANTICIPATED, YOU MAY HAVE TIME TO PREPARE YOUR HOME TO GIVE IT A BETTER CHANCE OF SURVIVAL. LEARN MORE AT: [WWW.FIRESAFEMARIN.ORG/EVACUATION](http://WWW.FIRESAFEMARIN.ORG/EVACUATION)



## WILDFIRE & EMERGENCY Go Kit

- ☐ A copy of this flyer and map
- ☐ Prescriptions medications (ask your doctor for a multi day emergency supply, rotate annually)
- ☐ Battery & charger for cell phone
- ☐ Extra eyeglasses or contact lenses
- ☐ Extra set of car keys
- ☐ Credit cards, cash or traveler's checks
- ☐ First aid kit (compact)
- ☐ Headlamp and Flashlight (handheld)
- ☐ Battery-powered AM/FM radio
- ☐ Spare batteries
- ☐ Sanitation supplies
- ☐ Copies of important documents (birth certificates, passports, etc.)
- ☐ Sturdy shoes or boots
- ☐ Long sleeve shirt, long pants (natural fibers like cotton or wool, bright colors are best)
- ☐ Floppy cotton hat (to keep embers out of hair)
- ☐ Leather work gloves
- ☐ Full coverage goggles
- ☐ N95 respirator
- ☐ Cotton bandanna for face protection

### PET SUPPLIES:

- ☐ Carriers for each pet
- ☐ Leashes
- ☐ Pet food and water

### MAKE A LIST NOW OF ITEMS TO TAKE IF TIME ALLOWS:

- ☐ Easily carried valuables
- ☐ Family photos and other small, irreplaceable items
- ☐ PC data backups on hard drives and/or disks (offsite or "cloud" backup is best)
- ☐ Laptop or tablet & spare chargers



**SAN RAFAEL FIRE DEPT**  
[www.SRFD.org](http://www.SRFD.org)  
**MARIN WILDFIRE PREVENTION AUTHORITY**  
[Marinwildfire.org](http://Marinwildfire.org)



# Your evacuation checklist:

**WILDFIRES CAN STRIKE SUDDENLY AND WITHOUT WARNING.** EMERGENCY PERSONNEL WILL ATTEMPT TO NOTIFY COMMUNITY MEMBERS WHEN EVACUATION IS NECESSARY, BUT THIS IS NOT ALWAYS POSSIBLE. ADVANCE PREPARATION AND SITUATIONAL AWARENESS ARE REQUIRED. TAKE PERSONAL RESPONSIBILITY AND PREPARE TODAY.



## Be prepared...

### PREP YOUR COMMUNICATIONS:

- ☐ **Keep** your cell phone fully charged.
- ☐ **Maintain** your Go Kit.
- ☐ **Notify** an out-of-area contact of your phone number, location and status. Update regularly.
- ☐ **Leave** a note with your contact info and out-of-area contact taped to fridge or inside a front window.
- ☐ **Check** on or call neighbors.

### KEEP ON YOUR PERSON:

- ☐ **Dress** all family members in long sleeves and long pants; heavy cotton or wool is best, no matter how hot it is.
- ☐ **Wear** full coverage goggles, leather gloves, head protection such as a hard hat or helmet.
- ☐ **Cover** faces with a dry cotton or wool bandanna or scarf over an N95 respirator.
- ☐ **Tie** long hair back.
- ☐ **Take** a headlamp and flashlight (even during the day).
- ☐ **Carry** car keys, wallet, ID, cell phone, spare battery and charger.
- ☐ **Drink** plenty of water, stay hydrated.
- ☐ **Put** "Go Kits" (see right checklist) in your vehicle.

### PETS AND ANIMALS:

- ☐ **Locate** your pets and place in carriers when warning is issued. You won't be able to catch them when the fire approaches.
- ☐ Be sure your pets wear tags and are registered with microchips.
- ☐ **Place** carriers (with your pets in them) near the front door, with fresh water and extra food.
- ☐ **Prepare** horses and large animals for transport and consider moving them to a safe location early, before evacuation is ordered.



## When you leave...

- ☐ **Leave immediately** if ordered.
- ☐ **Don't wait**—if you feel unsafe or conditions worsen, leave early.
- ☐ **Assist** elderly or disabled neighbors.
- ☐ **Carpool** with neighbors if possible to reduce traffic.
- ☐ **Take** only essential vehicles with adequate fuel.
- ☐ **In your car**, turn on headlights, close windows, turn on inside air and AC, tune to local radio.
- ☐ **Drive steadily** and be observant. Obey the rules of the road.
- ☐ **Proceed downhill**, away from the fire if possible. Know at least two routes, if possible.
- ☐ **Take the fastest paved route** to a valley floor.
- ☐ **Don't panic** in traffic. Close window, all doors and garage doors.

### IF YOU ARE TRAPPED:

- ☐ **Try to take shelter** in a building, car, or an open area; you are better protected inside a building or vehicle such as a playing field or parking lot.
- ☐ **Don't** abandon your car in the road. If you must leave your car, park it off the road and consider options for shelter.
- ☐ **Park** in an outside turn if trapped on a hillside in your car.
- ☐ **Stay far from unburned** vegetation (30' or more); look for wide roads, parking lots, playing fields, etc.
- ☐ **Evacuate on foot or bicycle only** as a last resort. A car provides better protection!
- ☐ **Don't evacuate by** fire road, uphill, or into open-spaces near unburned vegetation unless directed by emergency personnel
- ☐ **Remain calm**—panic is deadly.



## If time allows...

IN SOME SITUATIONS WHEN EVACUATION IS ANTICIPATED, YOU MAY HAVE TIME TO PREPARE YOUR HOME TO GIVE IT A BETTER CHANCE OF SURVIVAL. LEARN MORE AT: [WWW.FIRESAFEMARIN.ORG/EVACUATION](http://WWW.FIRESAFEMARIN.ORG/EVACUATION)



## WILDFIRE & EMERGENCY Go Kit

- ☐ A copy of this flyer and map
- ☐ Prescriptions medications (ask your doctor for a multi day emergency supply, rotate annually)
- ☐ Battery & charger for cell phone
- ☐ Extra eyeglasses or contact lenses
- ☐ Extra set of car keys
- ☐ Credit cards, cash or traveler's checks
- ☐ First aid kit (compact)
- ☐ Headlamp and Flashlight (handheld)
- ☐ Battery-powered AM/FM radio
- ☐ Spare batteries
- ☐ Sanitation supplies
- ☐ Copies of important documents (birth certificates, passports, etc.)
- ☐ Sturdy shoes or boots
- ☐ Long sleeve shirt, long pants (natural fibers like cotton or wool, bright colors are best)
- ☐ Floppy cotton hat (to keep embers out of hair)
- ☐ Leather work gloves
- ☐ Full coverage goggles
- ☐ N95 respirator
- ☐ Cotton bandanna for face protection

### PET SUPPLIES:

- ☐ Carriers for each pet
- ☐ Leashes
- ☐ Pet food and water

### MAKE A LIST NOW OF ITEMS TO TAKE IF TIME ALLOWS:

- ☐ Easily carried valuables
- ☐ Family photos and other small, irreplaceable items
- ☐ PC data backups on hard drives and/or disks (offsite or "cloud" backup is best)
- ☐ Laptop or tablet & spare chargers



**SAN RAFAEL FIRE DEPT**  
[www.SRFD.org](http://www.SRFD.org)  
**MARIN WILDFIRE PREVENTION AUTHORITY**  
[Marinwildfire.org](http://Marinwildfire.org)

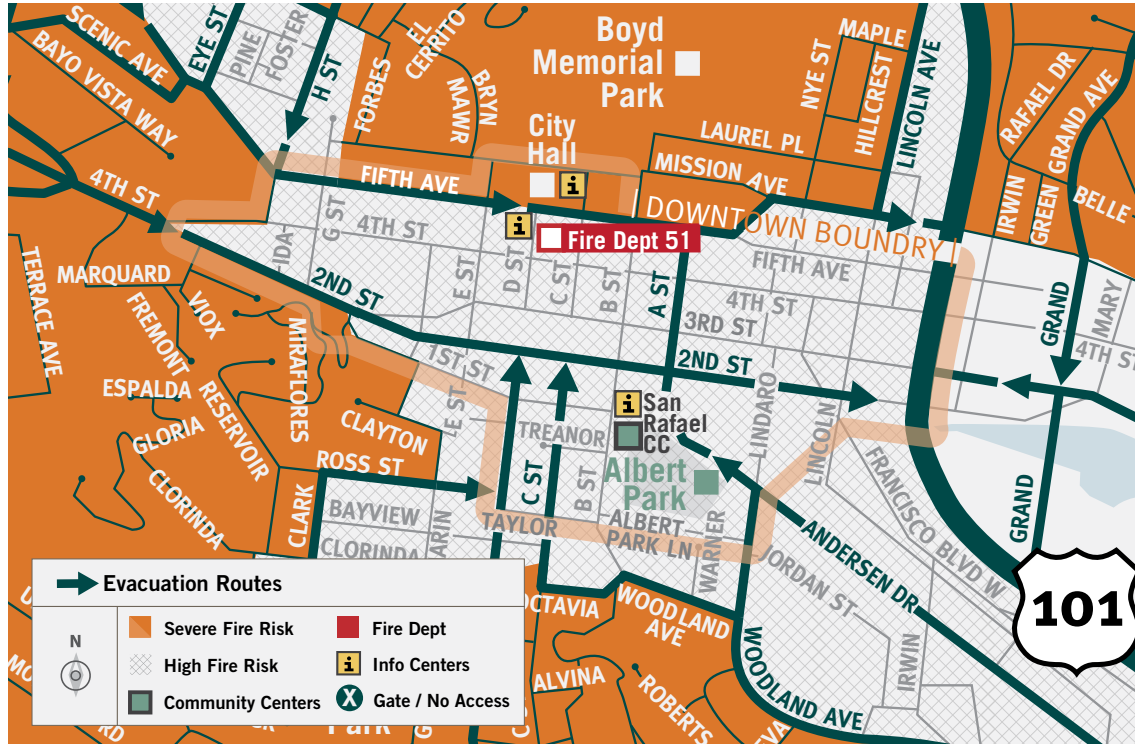


# 21 DOWNTOWN Know your way out.



Scan this QR code to download your neighborhood map on your phone or tablet!

Familiarize yourself with major routes out of your neighborhood in case of an evacuation.



## EVACUATION SAFETY TIPS

### What to wear?

Wear goggles, leather gloves, and heavy shoes/boots; protect skin with long cotton or wool clothing; protect airway and face with an N95 mask and bandanna. Wear a hat to protect hair from embers.

**Where to go?** Avoid hillsides. Head for a valley floor by car, away from the fire if possible.

**Last resort...** Go on foot or bicycle only if no other option exists. Sheltering indoors or in a car is usually safer than being exposed outside.

**Never evacuate** uphill, on fire roads, or into open spaces where there is unmaintained vegetation.

**Don't panic** in traffic! Inside a car on pavement is one of the safest places during a wildfire.

## EMERGENCY ALERTS & FIRE INFORMATION

**WILDFIRES CAN STRIKE SUDDENLY AND WITHOUT WARNING.** EMERGENCY PERSONNEL WILL ATTEMPT TO NOTIFY COMMUNITY MEMBERS WHEN EVACUATION IS NECESSARY, BUT THIS IS NOT ALWAYS POSSIBLE. ADVANCE PREPARATION AND SITUATIONAL AWARENESS ARE REQUIRED.

### ALERT MARIN: Emergency Notifications and Evacuations

#### For ACTION at a specific ADDRESS

- Critical evacuation and life safety information, during emergencies, sent to specific addresses.
- Voice, Text, and Email messages

To register visit [www.alertmarin.org](http://www.alertmarin.org)

### NIXLE: Information Notices

#### For INFORMATION to an entire ZIP CODE

- General information and less critical updates to larger populations, by zip code only.
- Text messages only

To register, text your zip code to 888777

### AM/FM RADIO, SOCIAL MEDIA: Bay Area News; Twitter, Facebook

Monitor FM 106.9, AM 740 (KCBS); AM 810 (KGO); FM 88.5 (KQED); FM 92.3; FM 90.5; FM 89.9 (KWMM)

Follow: @MarinSheriff, @MarinCountyFire, @SRFD

NOAA Radios: tune to 162.500 or 162.400 (same code 006041)

## EVACUATION TERMS

**Evacuation Order:** You must evacuate immediately due to imminent threat to life.

**Evacuation Warning:** There is potential threat to life and property within a given timeframe.



**SAN RAFAEL FIRE DEPT**

[www.cityofsanrafael.org/departments/fire](http://www.cityofsanrafael.org/departments/fire)

# Your evacuation checklist:

**WILDFIRES CAN STRIKE SUDDENLY AND WITHOUT WARNING.** EMERGENCY PERSONNEL WILL ATTEMPT TO NOTIFY COMMUNITY MEMBERS WHEN EVACUATION IS NECESSARY, BUT THIS IS NOT ALWAYS POSSIBLE. ADVANCE PREPARATION AND SITUATIONAL AWARENESS ARE REQUIRED. TAKE PERSONAL RESPONSIBILITY AND PREPARE TODAY.



## Be prepared...

### PREP YOUR COMMUNICATIONS:

- ☐ **Keep** your cell phone fully charged.
- ☐ **Maintain** your Go Kit.
- ☐ **Notify** an out-of-area contact of your phone number, location and status. Update regularly.
- ☐ **Leave** a note with your contact info and out-of-area contact taped to fridge or inside a front window.
- ☐ **Check** on or call neighbors.

### KEEP ON YOUR PERSON:

- ☐ **Dress** all family members in long sleeves and long pants; heavy cotton or wool is best, no matter how hot it is.
- ☐ **Wear** full coverage goggles, leather gloves, head protection such as a hard hat or helmet.
- ☐ **Cover** faces with a dry cotton or wool bandanna or scarf over an N95 respirator.
- ☐ **Tie** long hair back.
- ☐ **Take** a headlamp and flashlight (even during the day).
- ☐ **Carry** car keys, wallet, ID, cell phone, spare battery and charger.
- ☐ **Drink** plenty of water, stay hydrated.
- ☐ **Put** "Go Kits" (see right checklist) in your vehicle.

### PETS AND ANIMALS:

- ☐ **Locate** your pets and place in carriers when warning is issued. You won't be able to catch them when the fire approaches.
- ☐ Be sure your pets wear tags and are registered with microchips.
- ☐ **Place** carriers (with your pets in them) near the front door, with fresh water and extra food.
- ☐ **Prepare** horses and large animals for transport and consider moving them to a safe location early, before evacuation is ordered.



## When you leave...

- ☐ **Leave immediately** if ordered.
- ☐ **Don't wait**—if you feel unsafe or conditions worsen, leave early.
- ☐ **Assist** elderly or disabled neighbors.
- ☐ **Carpool** with neighbors if possible to reduce traffic.
- ☐ **Take** only essential vehicles with adequate fuel.
- ☐ **In your car**, turn on headlights, close windows, turn on inside air and AC, tune to local radio.
- ☐ **Drive steadily** and be observant. Obey the rules of the road.
- ☐ **Proceed downhill**, away from the fire if possible. Know at least two routes, if possible.
- ☐ **Take the fastest paved route** to a valley floor.
- ☐ **Don't panic** in traffic. Close window, all doors and garage doors.

### IF YOU ARE TRAPPED:

- ☐ **Try to take shelter** in a building, car, or an open area; you are better protected inside a building or vehicle such as a playing field or parking lot.
- ☐ **Don't** abandon your car in the road. If you must leave your car, park it off the road and consider options for shelter.
- ☐ **Park** in an outside turn if trapped on a hillside in your car.
- ☐ **Stay far from unburned** vegetation (30' or more); look for wide roads, parking lots, playing fields, etc.
- ☐ **Evacuate on foot or bicycle only** as a last resort. A car provides better protection!
- ☐ **Don't evacuate by** fire road, uphill, or into open-spaces near unburned vegetation unless directed by emergency personnel
- ☐ **Remain calm**—panic is deadly.



## If time allows...

IN SOME SITUATIONS WHEN EVACUATION IS ANTICIPATED, YOU MAY HAVE TIME TO PREPARE YOUR HOME TO GIVE IT A BETTER CHANCE OF SURVIVAL. LEARN MORE AT: [WWW.FIRESAFEMARIN.ORG/EVACUATION](http://WWW.FIRESAFEMARIN.ORG/EVACUATION)



## WILDFIRE & EMERGENCY Go Kit

- ☐ A copy of this flyer and map
- ☐ Prescriptions medications (ask your doctor for a multi day emergency supply, rotate annually)
- ☐ Battery & charger for cell phone
- ☐ Extra eyeglasses or contact lenses
- ☐ Extra set of car keys
- ☐ Credit cards, cash or traveler's checks
- ☐ First aid kit (compact)
- ☐ Headlamp and Flashlight (handheld)
- ☐ Battery-powered AM/FM radio
- ☐ Spare batteries
- ☐ Sanitation supplies
- ☐ Copies of important documents (birth certificates, passports, etc.)
- ☐ Sturdy shoes or boots
- ☐ Long sleeve shirt, long pants (natural fibers like cotton or wool, bright colors are best)
- ☐ Floppy cotton hat (to keep embers out of hair)
- ☐ Leather work gloves
- ☐ Full coverage goggles
- ☐ N95 respirator
- ☐ Cotton bandanna for face protection

### PET SUPPLIES:

- ☐ Carriers for each pet
- ☐ Leashes
- ☐ Pet food and water

### MAKE A LIST NOW OF ITEMS TO TAKE IF TIME ALLOWS:

- ☐ Easily carried valuables
- ☐ Family photos and other small, irreplaceable items
- ☐ PC data backups on hard drives and/or disks (offsite or "cloud" backup is best)
- ☐ Laptop or tablet & spare chargers



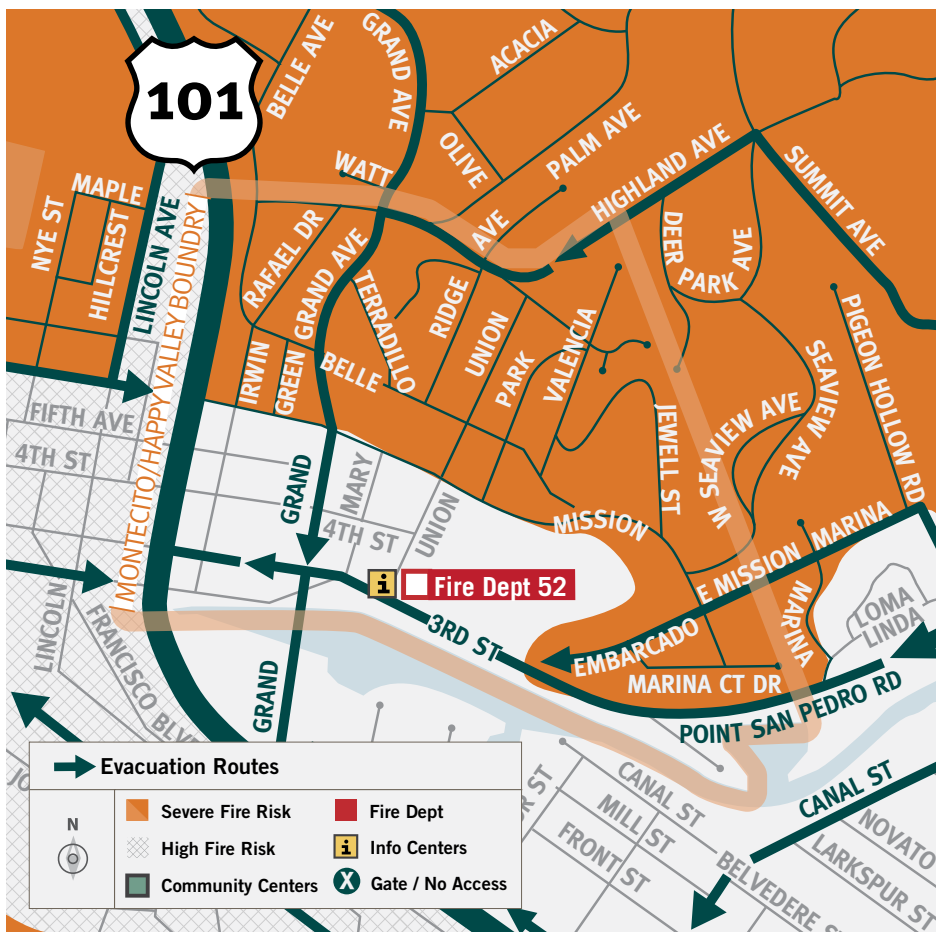
**SAN RAFAEL FIRE DEPT**  
[www.SRFD.org](http://www.SRFD.org)  
**MARIN WILDFIRE PREVENTION AUTHORITY**  
[Marinwildfire.org](http://Marinwildfire.org)

22

# MONTECITO/HAPPY VALLEY

## Know your way out.

Familiarize yourself with major routes out of your neighborhood in case of an evacuation.



Scan this QR code to download your neighborhood map on your phone or tablet!

### EMERGENCY ALERTS & FIRE INFORMATION

**WILDFIRES CAN STRIKE SUDDENLY AND WITHOUT WARNING.** EMERGENCY PERSONNEL WILL ATTEMPT TO NOTIFY COMMUNITY MEMBERS WHEN EVACUATION IS NECESSARY, BUT THIS IS NOT ALWAYS POSSIBLE. ADVANCE PREPARATION AND SITUATIONAL AWARENESS ARE REQUIRED.

#### ALERT MARIN: Emergency Notifications and Evacuations

##### For ACTION at a specific ADDRESS

- Critical evacuation and life safety information, during emergencies, sent to specific addresses.
- Voice, Text, and Email messages

To register visit [www.alertmarin.org](http://www.alertmarin.org)

#### NIXLE: Information Notices

##### For INFORMATION to an entire ZIP CODE

- General information and less critical updates to larger populations, by zip code only.
- Text messages only

To register, text your zip code to 888777

#### AM/FM RADIO, SOCIAL MEDIA: Bay Area News; Twitter, Facebook

**Monitor** FM 106.9, AM 740 (KCBS); AM 810 (KGO); FM 88.5 (KQED); FM 92.3; FM 90.5; FM 89.9 (KWMR)

**Follow:** @MarinSheriff, @MarinCountyFire, @SRFD

**NOAA Radios:** tune to 162.500 or 162.400 (same code 006041)

### EVACUATION TERMS

#### Evacuation Order:

You must evacuate immediately due to imminent threat to life.

#### Evacuation Warning:

There is potential threat to life and property within a given timeframe.

### EVACUATION SAFETY TIPS

#### What to wear?

Consider goggles, leather gloves, and heavy shoes/boots; protect skin with long natural fiber clothing, such as cotton or wool or clothing; protect airway and face with an N95 mask and bandanna. Wear a hat to protect hair from embers.

#### Where to go?

Avoid hillsides. Head for a valley floor by car, away from the fire if possible.

**Last resort...** Go on foot or bicycle **only if no other option exists**. Sheltering indoors or in a car is usually safer than being exposed outside. Keep windows, sunroof and air vents closed.

**Never evacuate** uphill, on fire roads, or into open spaces where there is unmaintained vegetation unless directed by emergency personnel.

**Don't panic** in traffic! Inside a car on pavement is one of the safest places during a wildfire. Travel at a safe and steady pace with headlights on.



# Your evacuation checklist:

**WILDFIRES CAN STRIKE SUDDENLY AND WITHOUT WARNING.** EMERGENCY PERSONNEL WILL ATTEMPT TO NOTIFY COMMUNITY MEMBERS WHEN EVACUATION IS NECESSARY, BUT THIS IS NOT ALWAYS POSSIBLE. ADVANCE PREPARATION AND SITUATIONAL AWARENESS ARE REQUIRED. TAKE PERSONAL RESPONSIBILITY AND PREPARE TODAY.



## Be prepared...

### PREP YOUR COMMUNICATIONS:

- ☐ **Keep** your cell phone fully charged.
- ☐ **Maintain** your Go Kit.
- ☐ **Notify** an out-of-area contact of your phone number, location and status. Update regularly.
- ☐ **Leave** a note with your contact info and out-of-area contact taped to fridge or inside a front window.
- ☐ **Check** on or call neighbors.

### KEEP ON YOUR PERSON:

- ☐ **Dress** all family members in long sleeves and long pants; heavy cotton or wool is best, no matter how hot it is.
- ☐ **Wear** full coverage goggles, leather gloves, head protection such as a hard hat or helmet.
- ☐ **Cover** faces with a dry cotton or wool bandanna or scarf over an N95 respirator.
- ☐ **Tie** long hair back.
- ☐ **Take** a headlamp and flashlight (even during the day).
- ☐ **Carry** car keys, wallet, ID, cell phone, spare battery and charger.
- ☐ **Drink** plenty of water, stay hydrated.
- ☐ **Put** "Go Kits" (see right checklist) in your vehicle.

### PETS AND ANIMALS:

- ☐ **Locate** your pets and place in carriers when warning is issued. You won't be able to catch them when the fire approaches.
- ☐ Be sure your pets wear tags and are registered with microchips.
- ☐ **Place** carriers (with your pets in them) near the front door, with fresh water and extra food.
- ☐ **Prepare** horses and large animals for transport and consider moving them to a safe location early, before evacuation is ordered.



## When you leave...

- ☐ **Leave immediately** if ordered.
- ☐ **Don't wait**—if you feel unsafe or conditions worsen, leave early.
- ☐ **Assist** elderly or disabled neighbors.
- ☐ **Carpool** with neighbors if possible to reduce traffic.
- ☐ **Take** only essential vehicles with adequate fuel.
- ☐ **In your car**, turn on headlights, close windows, turn on inside air and AC, tune to local radio.
- ☐ **Drive steadily** and be observant. Obey the rules of the road.
- ☐ **Proceed downhill**, away from the fire if possible. Know at least two routes, if possible.
- ☐ **Take the fastest paved route** to a valley floor.
- ☐ **Don't panic** in traffic. Close window, all doors and garage doors.

### IF YOU ARE TRAPPED:

- ☐ **Try to take shelter** in a building, car, or an open area; you are better protected inside a building or vehicle such as a playing field or parking lot.
- ☐ **Don't** abandon your car in the road. If you must leave your car, park it off the road and consider options for shelter.
- ☐ **Park** in an outside turn if trapped on a hillside in your car.
- ☐ **Stay far from unburned** vegetation (30' or more); look for wide roads, parking lots, playing fields, etc.
- ☐ **Evacuate on foot or bicycle only** as a last resort. A car provides better protection!
- ☐ **Don't evacuate by** fire road, uphill, or into open-spaces near unburned vegetation unless directed by emergency personnel
- ☐ **Remain calm**—panic is deadly.



## If time allows...

IN SOME SITUATIONS WHEN EVACUATION IS ANTICIPATED, YOU MAY HAVE TIME TO PREPARE YOUR HOME TO GIVE IT A BETTER CHANCE OF SURVIVAL. LEARN MORE AT: [WWW.FIRESAFEMARIN.ORG/EVACUATION](http://WWW.FIRESAFEMARIN.ORG/EVACUATION)



## WILDFIRE & EMERGENCY Go Kit

- ☐ A copy of this flyer and map
- ☐ Prescriptions medications (ask your doctor for a multi day emergency supply, rotate annually)
- ☐ Battery & charger for cell phone
- ☐ Extra eyeglasses or contact lenses
- ☐ Extra set of car keys
- ☐ Credit cards, cash or traveler's checks
- ☐ First aid kit (compact)
- ☐ Headlamp and Flashlight (handheld)
- ☐ Battery-powered AM/FM radio
- ☐ Spare batteries
- ☐ Sanitation supplies
- ☐ Copies of important documents (birth certificates, passports, etc.)
- ☐ Sturdy shoes or boots
- ☐ Long sleeve shirt, long pants (natural fibers like cotton or wool, bright colors are best)
- ☐ Floppy cotton hat (to keep embers out of hair)
- ☐ Leather work gloves
- ☐ Full coverage goggles
- ☐ N95 respirator
- ☐ Cotton bandanna for face protection

### PET SUPPLIES:

- ☐ Carriers for each pet
- ☐ Leashes
- ☐ Pet food and water

### MAKE A LIST NOW OF ITEMS TO TAKE IF TIME ALLOWS:

- ☐ Easily carried valuables
- ☐ Family photos and other small, irreplaceable items
- ☐ PC data backups on hard drives and/or disks (offsite or "cloud" backup is best)
- ☐ Laptop or tablet & spare chargers



**SAN RAFAEL FIRE DEPT**  
[www.SRFD.org](http://www.SRFD.org)  
**MARIN WILDFIRE PREVENTION AUTHORITY**  
[Marinwildfire.org](http://Marinwildfire.org)

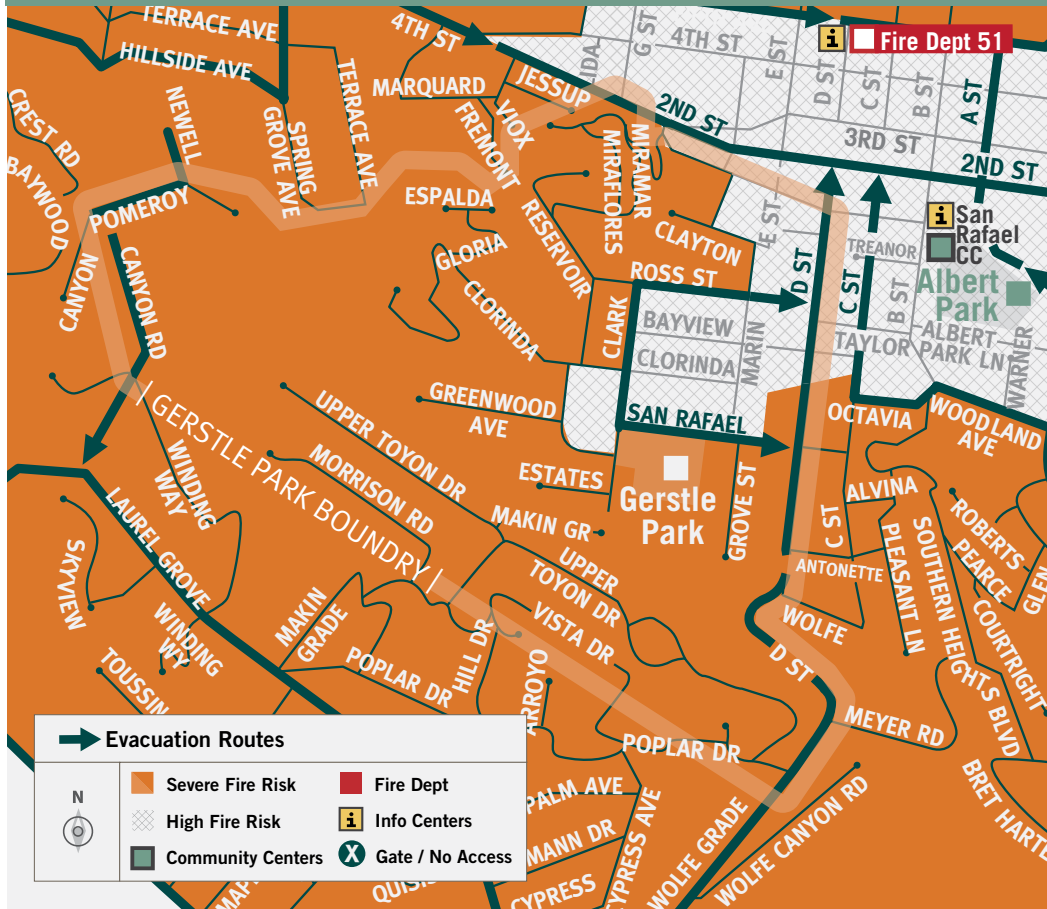


# 23 GERSTLE PARK Know your way out.



Scan this QR code to download your neighborhood map on your phone or tablet!

Familiarize yourself with major routes out of your neighborhood in case of an evacuation.



## EVACUATION SAFETY TIPS

### What to wear?

Wear goggles, leather gloves, and heavy shoes/boots; protect skin with long cotton or wool clothing; protect airway and face with an N95 mask and bandanna. Wear a hat to protect hair from embers.

**Where to go?** Avoid hillsides. Head for a valley floor by car, away from the fire if possible.

**Last resort...** Go on foot or bicycle only if no other option exists. Sheltering indoors or in a car is usually safer than being exposed outside.

**Never evacuate** uphill, on fire roads, or into open spaces where there is unmaintained vegetation.

**Don't panic** in traffic! Inside a car on pavement is one of the safest places during a wildfire.

## EMERGENCY ALERTS & FIRE INFORMATION

**WILDFIRES CAN STRIKE SUDDENLY AND WITHOUT WARNING.** EMERGENCY PERSONNEL WILL ATTEMPT TO NOTIFY COMMUNITY MEMBERS WHEN EVACUATION IS NECESSARY, BUT THIS IS NOT ALWAYS POSSIBLE. ADVANCE PREPARATION AND SITUATIONAL AWARENESS ARE REQUIRED.

### ALERT MARIN: Emergency Notifications and Evacuations

#### For ACTION at a specific ADDRESS

- Critical evacuation and life safety information, during emergencies, sent to specific addresses.
- Voice, Text, and Email messages

To register visit [www.alertmarin.org](http://www.alertmarin.org)

### NIXLE: Information Notices

#### For INFORMATION to an entire ZIP CODE

- General information and less critical updates to larger populations, by zip code only.
- Text messages only

To register, text your zip code to 888777

### AM/FM RADIO, SOCIAL MEDIA: Bay Area News; Twitter, Facebook

Monitor FM 106.9, AM 740 (KCBS); AM 810 (KGO); FM 88.5 (KQED); FM 92.3; FM 90.5; FM 89.9 (KWMR)

Follow: @MarinSheriff, @MarinCountyFire, @SRFD

NOAA Radios: tune to 162.500 or 162.400 (same code 006041)

## EVACUATION TERMS

**Evacuation Order:** You must evacuate immediately due to imminent threat to life.

**Evacuation Warning:** There is potential threat to life and property within a given timeframe.



**SAN RAFAEL FIRE DEPT**

[www.cityofsanrafael.org/departments/fire](http://www.cityofsanrafael.org/departments/fire)

# Your evacuation checklist:

**WILDFIRES CAN STRIKE SUDDENLY AND WITHOUT WARNING.** EMERGENCY PERSONNEL WILL ATTEMPT TO NOTIFY COMMUNITY MEMBERS WHEN EVACUATION IS NECESSARY, BUT THIS IS NOT ALWAYS POSSIBLE. ADVANCE PREPARATION AND SITUATIONAL AWARENESS ARE REQUIRED. TAKE PERSONAL RESPONSIBILITY AND PREPARE TODAY.



## Be prepared...

### PREP YOUR COMMUNICATIONS:

- ☐ **Keep** your cell phone fully charged.
- ☐ **Maintain** your Go Kit.
- ☐ **Notify** an out-of-area contact of your phone number, location and status. Update regularly.
- ☐ **Leave** a note with your contact info and out-of-area contact taped to fridge or inside a front window.
- ☐ **Check** on or call neighbors.

### KEEP ON YOUR PERSON:

- ☐ **Dress** all family members in long sleeves and long pants; heavy cotton or wool is best, no matter how hot it is.
- ☐ **Wear** full coverage goggles, leather gloves, head protection such as a hard hat or helmet.
- ☐ **Cover** faces with a dry cotton or wool bandanna or scarf over an N95 respirator.
- ☐ **Tie** long hair back.
- ☐ **Take** a headlamp and flashlight (even during the day).
- ☐ **Carry** car keys, wallet, ID, cell phone, spare battery and charger.
- ☐ **Drink** plenty of water, stay hydrated.
- ☐ **Put** "Go Kits" (see right checklist) in your vehicle.

### PETS AND ANIMALS:

- ☐ **Locate** your pets and place in carriers when warning is issued. You won't be able to catch them when the fire approaches.
- ☐ Be sure your pets wear tags and are registered with microchips.
- ☐ **Place** carriers (with your pets in them) near the front door, with fresh water and extra food.
- ☐ **Prepare** horses and large animals for transport and consider moving them to a safe location early, before evacuation is ordered.



## When you leave...

- ☐ **Leave immediately** if ordered.
- ☐ **Don't wait**—if you feel unsafe or conditions worsen, leave early.
- ☐ **Assist** elderly or disabled neighbors.
- ☐ **Carpool** with neighbors if possible to reduce traffic.
- ☐ **Take** only essential vehicles with adequate fuel.
- ☐ **In your car**, turn on headlights, close windows, turn on inside air and AC, tune to local radio.
- ☐ **Drive steadily** and be observant. Obey the rules of the road.
- ☐ **Proceed downhill**, away from the fire if possible. Know at least two routes, if possible.
- ☐ **Take the fastest paved route** to a valley floor.
- ☐ **Don't panic** in traffic. Close window, all doors and garage doors.

### IF YOU ARE TRAPPED:

- ☐ **Try to take shelter** in a building, car, or an open area; you are better protected inside a building or vehicle such as a playing field or parking lot.
- ☐ **Don't** abandon your car in the road. If you must leave your car, park it off the road and consider options for shelter.
- ☐ **Park** in an outside turn if trapped on a hillside in your car.
- ☐ **Stay far from unburned** vegetation (30' or more); look for wide roads, parking lots, playing fields, etc.
- ☐ **Evacuate on foot or bicycle only** as a last resort. A car provides better protection!
- ☐ **Don't evacuate by** fire road, uphill, or into open-spaces near unburned vegetation unless directed by emergency personnel
- ☐ **Remain calm**—panic is deadly.



## If time allows...

IN SOME SITUATIONS WHEN EVACUATION IS ANTICIPATED, YOU MAY HAVE TIME TO PREPARE YOUR HOME TO GIVE IT A BETTER CHANCE OF SURVIVAL. LEARN MORE AT: [WWW.FIRESAFEMARIN.ORG/EVACUATION](http://WWW.FIRESAFEMARIN.ORG/EVACUATION)



## WILDFIRE & EMERGENCY Go Kit

- ☐ A copy of this flyer and map
- ☐ Prescriptions medications (ask your doctor for a multi day emergency supply, rotate annually)
- ☐ Battery & charger for cell phone
- ☐ Extra eyeglasses or contact lenses
- ☐ Extra set of car keys
- ☐ Credit cards, cash or traveler's checks
- ☐ First aid kit (compact)
- ☐ Headlamp and Flashlight (handheld)
- ☐ Battery-powered AM/FM radio
- ☐ Spare batteries
- ☐ Sanitation supplies
- ☐ Copies of important documents (birth certificates, passports, etc.)
- ☐ Sturdy shoes or boots
- ☐ Long sleeve shirt, long pants (natural fibers like cotton or wool, bright colors are best)
- ☐ Floppy cotton hat (to keep embers out of hair)
- ☐ Leather work gloves
- ☐ Full coverage goggles
- ☐ N95 respirator
- ☐ Cotton bandanna for face protection

### PET SUPPLIES:

- ☐ Carriers for each pet
- ☐ Leashes
- ☐ Pet food and water

### MAKE A LIST NOW OF ITEMS TO TAKE IF TIME ALLOWS:

- ☐ Easily carried valuables
- ☐ Family photos and other small, irreplaceable items
- ☐ PC data backups on hard drives and/or disks (offsite or "cloud" backup is best)
- ☐ Laptop or tablet & spare chargers



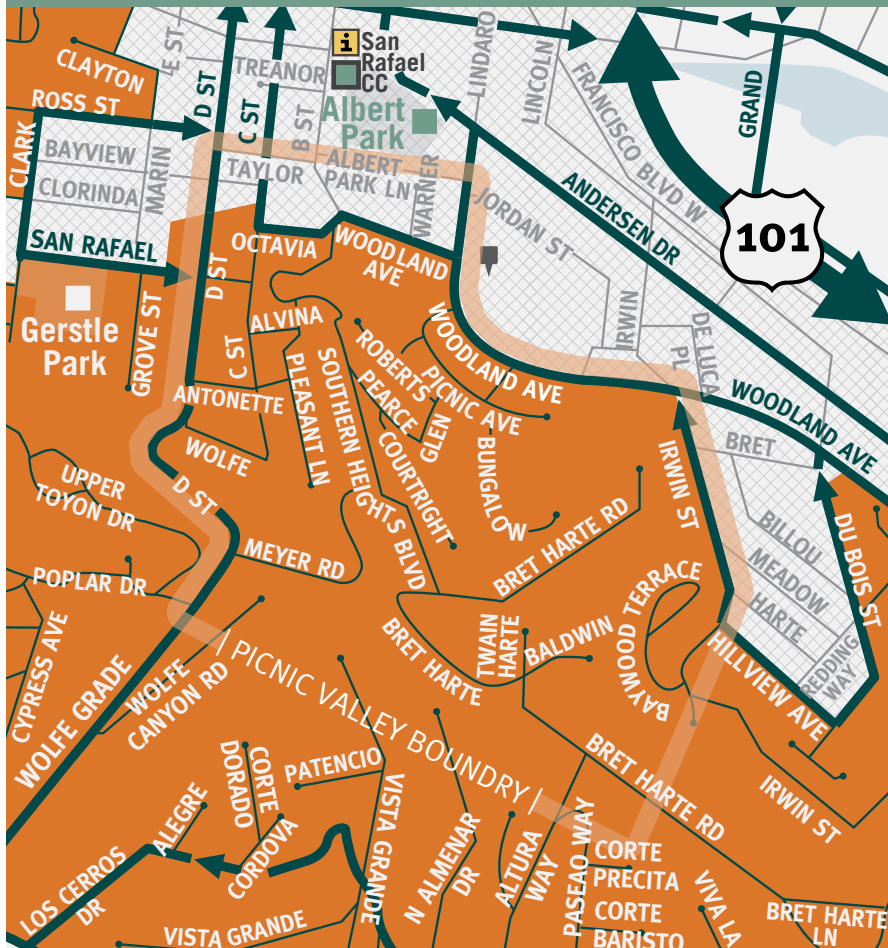
**SAN RAFAEL FIRE DEPT**  
[www.SRFD.org](http://www.SRFD.org)  
**MARIN WILDFIRE PREVENTION AUTHORITY**  
[Marinwildfire.org](http://Marinwildfire.org)

# 24 PICNIC VALLEY Know your way out.



Scan this QR code to download your neighborhood map on your phone or tablet!

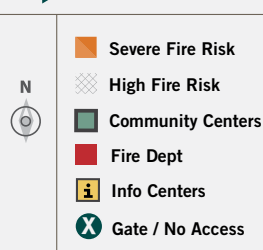
Familiarize yourself with major routes out of your neighborhood in case of an evacuation.



## EMERGENCY ALERTS & FIRE INFORMATION

**WILDFIRES CAN STRIKE SUDDENLY AND WITHOUT WARNING.** EMERGENCY PERSONNEL WILL ATTEMPT TO NOTIFY COMMUNITY MEMBERS WHEN EVACUATION IS NECESSARY, BUT THIS IS NOT ALWAYS POSSIBLE. ADVANCE PREPARATION AND SITUATIONAL AWARENESS ARE REQUIRED.

### Evacuation Routes



## ALERT MARIN: Emergency Notifications and Evacuations

### For ACTION at a specific ADDRESS

- Critical evacuation and life safety information, during emergencies, sent to specific addresses.
- Voice, Text, and Email messages

To register visit [www.alertmarin.org](http://www.alertmarin.org)

## NIXLE: Information Notices

### For INFORMATION to an entire ZIP CODE

- General information and less critical updates to larger populations, by zip code only.
- Text messages only

To register, text your zip code to 888777

**AM/FM RADIO, SOCIAL MEDIA:** Bay Area News; Twitter, Facebook

**Monitor FM 106.9, AM 740 (KCBS); AM 810 (KGO); FM 88.5 (KQED); FM 92.3; FM 90.5; FM 89.9 (KWMR)**  
**Follow:** @MarinSheriff, @MarinCountyFire, @SRFD  
**NOAA Radios:** tune to 162.500 or 162.400 (same code 006041)

## EVACUATION TERMS

### Evacuation Order:

You must evacuate immediately due to imminent threat to life.

### Evacuation Warning:

There is potential threat to life and property within a given timeframe.

## EVACUATION SAFETY TIPS

### What to wear?

Consider goggles, leather gloves, and heavy shoes/boots; protect skin with long natural fiber clothing, such as cotton or wool or clothing; protect airway and face with an N95 mask and bandanna. Wear a hat to protect hair from embers.

### Where to go?

Avoid hillsides. Head for a valley floor by car, away from the fire if possible.

**Last resort...** Go on foot or bicycle only if no other option exists. Sheltering indoors or in a car is usually safer than being exposed outside. Keep windows, sunroof and air vents closed.

**Never evacuate uphill,** on fire roads, or into open spaces where there is unmaintained vegetation unless directed by emergency personnel.

**Don't panic** in traffic! Inside a car on pavement is one of the safest places during a wildfire. Travel at a safe and steady pace with headlights on.



# Your evacuation checklist:

**WILDFIRES CAN STRIKE SUDDENLY AND WITHOUT WARNING.** EMERGENCY PERSONNEL WILL ATTEMPT TO NOTIFY COMMUNITY MEMBERS WHEN EVACUATION IS NECESSARY, BUT THIS IS NOT ALWAYS POSSIBLE. ADVANCE PREPARATION AND SITUATIONAL AWARENESS ARE REQUIRED. TAKE PERSONAL RESPONSIBILITY AND PREPARE TODAY.



## Be prepared...

### PREP YOUR COMMUNICATIONS:

- ☐ **Keep** your cell phone fully charged.
- ☐ **Maintain** your Go Kit.
- ☐ **Notify** an out-of-area contact of your phone number, location and status. Update regularly.
- ☐ **Leave** a note with your contact info and out-of-area contact taped to fridge or inside a front window.
- ☐ **Check** on or call neighbors.

### KEEP ON YOUR PERSON:

- ☐ **Dress** all family members in long sleeves and long pants; heavy cotton or wool is best, no matter how hot it is.
- ☐ **Wear** full coverage goggles, leather gloves, head protection such as a hard hat or helmet.
- ☐ **Cover** faces with a dry cotton or wool bandanna or scarf over an N95 respirator.
- ☐ **Tie** long hair back.
- ☐ **Take** a headlamp and flashlight (even during the day).
- ☐ **Carry** car keys, wallet, ID, cell phone, spare battery and charger.
- ☐ **Drink** plenty of water, stay hydrated.
- ☐ **Put** "Go Kits" (see right checklist) in your vehicle.

### PETS AND ANIMALS:

- ☐ **Locate** your pets and place in carriers when warning is issued. You won't be able to catch them when the fire approaches.
- ☐ Be sure your pets wear tags and are registered with microchips.
- ☐ **Place** carriers (with your pets in them) near the front door, with fresh water and extra food.
- ☐ **Prepare** horses and large animals for transport and consider moving them to a safe location early, before evacuation is ordered.



## When you leave...

- ☐ **Leave immediately** if ordered.
- ☐ **Don't wait**—if you feel unsafe or conditions worsen, leave early.
- ☐ **Assist** elderly or disabled neighbors.
- ☐ **Carpool** with neighbors if possible to reduce traffic.
- ☐ **Take** only essential vehicles with adequate fuel.
- ☐ **In your car**, turn on headlights, close windows, turn on inside air and AC, tune to local radio.
- ☐ **Drive steadily** and be observant. Obey the rules of the road.
- ☐ **Proceed downhill**, away from the fire if possible. Know at least two routes, if possible.
- ☐ **Take the fastest paved route** to a valley floor.
- ☐ **Don't panic** in traffic. Close window, all doors and garage doors.

### IF YOU ARE TRAPPED:

- ☐ **Try to take shelter** in a building, car, or an open area; you are better protected inside a building or vehicle such as a playing field or parking lot.
- ☐ **Don't** abandon your car in the road. If you must leave your car, park it off the road and consider options for shelter.
- ☐ **Park** in an outside turn if trapped on a hillside in your car.
- ☐ **Stay far from unburned** vegetation (30' or more); look for wide roads, parking lots, playing fields, etc.
- ☐ **Evacuate on foot or bicycle only** as a last resort. A car provides better protection!
- ☐ **Don't evacuate by** fire road, uphill, or into open-spaces near unburned vegetation unless directed by emergency personnel
- ☐ **Remain calm**—panic is deadly.



## If time allows...

IN SOME SITUATIONS WHEN EVACUATION IS ANTICIPATED, YOU MAY HAVE TIME TO PREPARE YOUR HOME TO GIVE IT A BETTER CHANCE OF SURVIVAL. LEARN MORE AT: [WWW.FIRESAFEMARIN.ORG/EVACUATION](http://WWW.FIRESAFEMARIN.ORG/EVACUATION)



## WILDFIRE & EMERGENCY Go Kit

- ☐ A copy of this flyer and map
- ☐ Prescriptions medications (ask your doctor for a multi day emergency supply, rotate annually)
- ☐ Battery & charger for cell phone
- ☐ Extra eyeglasses or contact lenses
- ☐ Extra set of car keys
- ☐ Credit cards, cash or traveler's checks
- ☐ First aid kit (compact)
- ☐ Headlamp and Flashlight (handheld)
- ☐ Battery-powered AM/FM radio
- ☐ Spare batteries
- ☐ Sanitation supplies
- ☐ Copies of important documents (birth certificates, passports, etc.)
- ☐ Sturdy shoes or boots
- ☐ Long sleeve shirt, long pants (natural fibers like cotton or wool, bright colors are best)
- ☐ Floppy cotton hat (to keep embers out of hair)
- ☐ Leather work gloves
- ☐ Full coverage goggles
- ☐ N95 respirator
- ☐ Cotton bandanna for face protection

### PET SUPPLIES:

- ☐ Carriers for each pet
- ☐ Leashes
- ☐ Pet food and water

### MAKE A LIST NOW OF ITEMS TO TAKE IF TIME ALLOWS:

- ☐ Easily carried valuables
- ☐ Family photos and other small, irreplaceable items
- ☐ PC data backups on hard drives and/or disks (offsite or "cloud" backup is best)
- ☐ Laptop or tablet & spare chargers



**SAN RAFAEL FIRE DEPT**  
[www.SRFD.org](http://www.SRFD.org)  
**MARIN WILDFIRE PREVENTION AUTHORITY**  
[Marinwildfire.org](http://Marinwildfire.org)

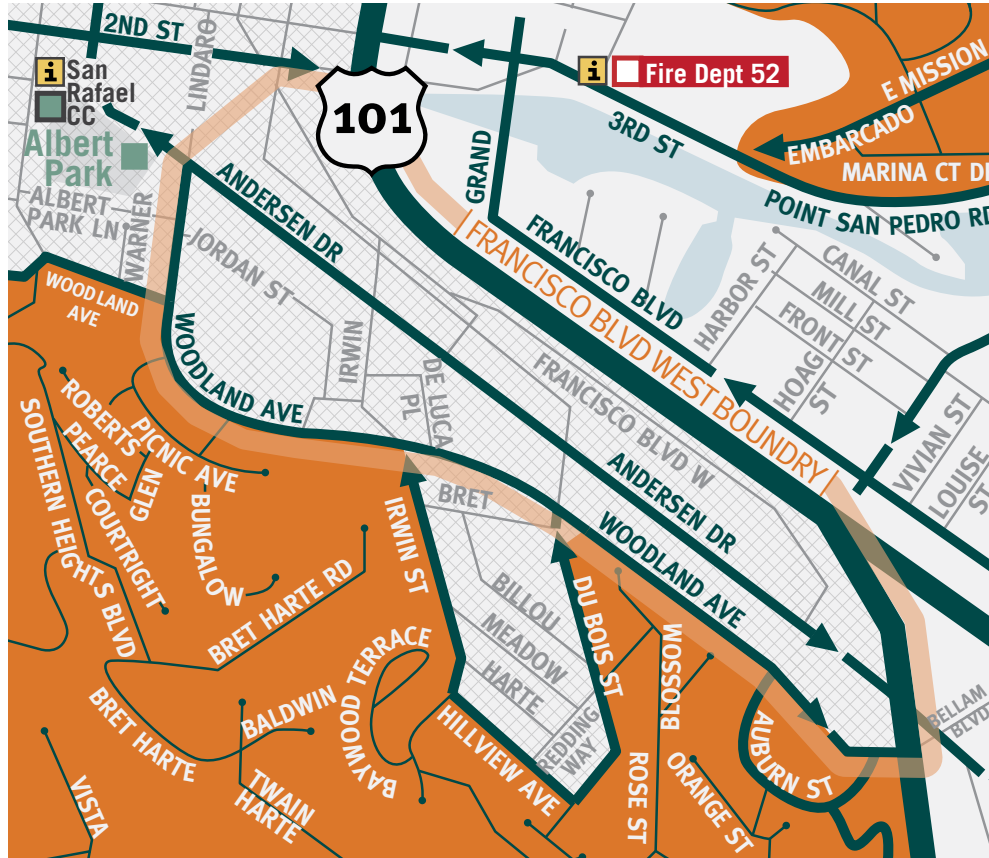


# 25 FRANCISCO BLVD WEST Know your way out.



Scan this QR code to download your neighborhood map on your phone or tablet!

Familiarize yourself with major routes out of your neighborhood in case of an evacuation.



## Evacuation Routes

	Severe Fire Risk		Fire Dept
	High Fire Risk		Info Centers
	Community Centers		Gate / No Access

## EVACUATION SAFETY TIPS

### What to wear?

Wear goggles, leather gloves, and heavy shoes/boots; protect skin with long cotton or wool clothing; protect airway and face with an N95 mask and bandanna. Wear a hat to protect hair from embers.

**Where to go?** Avoid hillsides. Head for a valley floor by car, away from the fire if possible.

**Last resort...** Go on foot or bicycle only if no other option exists. Sheltering indoors or in a car is usually safer than being exposed outside.

**Never evacuate** uphill, on fire roads, or into open spaces where there is unmaintained vegetation.

**Don't panic** in traffic! Inside a car on pavement is one of the safest places during a wildfire.

## EMERGENCY ALERTS & FIRE INFORMATION

**WILDFIRES CAN STRIKE SUDDENLY AND WITHOUT WARNING.** EMERGENCY PERSONNEL WILL ATTEMPT TO NOTIFY COMMUNITY MEMBERS WHEN EVACUATION IS NECESSARY, BUT THIS IS NOT ALWAYS POSSIBLE. ADVANCE PREPARATION AND SITUATIONAL AWARENESS ARE REQUIRED.

### ALERT MARIN: Emergency Notifications and Evacuations

#### For ACTION at a specific ADDRESS

- Critical evacuation and life safety information, during emergencies, sent to specific addresses.
- Voice, Text, and Email messages

To register visit [www.alertmarin.org](http://www.alertmarin.org)

### NIXLE: Information Notices

#### For INFORMATION to an entire ZIP CODE

- General information and less critical updates to larger populations, by zip code only.
- Text messages only

To register, text your zip code to 888777

### AM/FM RADIO, SOCIAL MEDIA: Bay Area News; Twitter, Facebook

Monitor FM 106.9, AM 740 (KCBS); AM 810 (KGO); FM 88.5 (KQED); FM 92.3; FM 90.5; FM 89.9 (KWMR)

Follow: @MarinSheriff, @MarinCountyFire, @SRFD

NOAA Radios: tune to 162.500 or 162.400 (same code 006041)

## EVACUATION TERMS

**Evacuation Order:** You must evacuate immediately due to imminent threat to life.

**Evacuation Warning:** There is potential threat to life and property within a given timeframe.



SAN RAFAEL FIRE DEPT

[www.cityofsanrafael.org/departments/fire](http://www.cityofsanrafael.org/departments/fire)

# Your evacuation checklist:

**WILDFIRES CAN STRIKE SUDDENLY AND WITHOUT WARNING.** EMERGENCY PERSONNEL WILL ATTEMPT TO NOTIFY COMMUNITY MEMBERS WHEN EVACUATION IS NECESSARY, BUT THIS IS NOT ALWAYS POSSIBLE. ADVANCE PREPARATION AND SITUATIONAL AWARENESS ARE REQUIRED. TAKE PERSONAL RESPONSIBILITY AND PREPARE TODAY.



## Be prepared...

### PREP YOUR COMMUNICATIONS:

- ☐ **Keep** your cell phone fully charged.
- ☐ **Maintain** your Go Kit.
- ☐ **Notify** an out-of-area contact of your phone number, location and status. Update regularly.
- ☐ **Leave** a note with your contact info and out-of-area contact taped to fridge or inside a front window.
- ☐ **Check** on or call neighbors.

### KEEP ON YOUR PERSON:

- ☐ **Dress** all family members in long sleeves and long pants; heavy cotton or wool is best, no matter how hot it is.
- ☐ **Wear** full coverage goggles, leather gloves, head protection such as a hard hat or helmet.
- ☐ **Cover** faces with a dry cotton or wool bandanna or scarf over an N95 respirator.
- ☐ **Tie** long hair back.
- ☐ **Take** a headlamp and flashlight (even during the day).
- ☐ **Carry** car keys, wallet, ID, cell phone, spare battery and charger.
- ☐ **Drink** plenty of water, stay hydrated.
- ☐ **Put** "Go Kits" (see right checklist) in your vehicle.

### PETS AND ANIMALS:

- ☐ **Locate** your pets and place in carriers when warning is issued. You won't be able to catch them when the fire approaches.
- ☐ Be sure your pets wear tags and are registered with microchips.
- ☐ **Place** carriers (with your pets in them) near the front door, with fresh water and extra food.
- ☐ **Prepare** horses and large animals for transport and consider moving them to a safe location early, before evacuation is ordered.



## When you leave...

- ☐ **Leave immediately** if ordered.
- ☐ **Don't wait**—if you feel unsafe or conditions worsen, leave early.
- ☐ **Assist** elderly or disabled neighbors.
- ☐ **Carpool** with neighbors if possible to reduce traffic.
- ☐ **Take** only essential vehicles with adequate fuel.
- ☐ **In your car**, turn on headlights, close windows, turn on inside air and AC, tune to local radio.
- ☐ **Drive steadily** and be observant. Obey the rules of the road.
- ☐ **Proceed downhill**, away from the fire if possible. Know at least two routes, if possible.
- ☐ **Take the fastest paved route** to a valley floor.
- ☐ **Don't panic** in traffic. Close window, all doors and garage doors.

### IF YOU ARE TRAPPED:

- ☐ **Try to take shelter** in a building, car, or an open area; you are better protected inside a building or vehicle such as a playing field or parking lot.
- ☐ **Don't** abandon your car in the road. If you must leave your car, park it off the road and consider options for shelter.
- ☐ **Park** in an outside turn if trapped on a hillside in your car.
- ☐ **Stay far from unburned** vegetation (30' or more); look for wide roads, parking lots, playing fields, etc.
- ☐ **Evacuate on foot or bicycle only** as a last resort. A car provides better protection!
- ☐ **Don't evacuate by** fire road, uphill, or into open-spaces near unburned vegetation unless directed by emergency personnel
- ☐ **Remain calm**—panic is deadly.



## If time allows...

IN SOME SITUATIONS WHEN EVACUATION IS ANTICIPATED, YOU MAY HAVE TIME TO PREPARE YOUR HOME TO GIVE IT A BETTER CHANCE OF SURVIVAL. LEARN MORE AT: [WWW.FIRESAFEMARIN.ORG/EVACUATION](http://WWW.FIRESAFEMARIN.ORG/EVACUATION)



## WILDFIRE & EMERGENCY Go Kit

- ☐ A copy of this flyer and map
- ☐ Prescriptions medications (ask your doctor for a multi day emergency supply, rotate annually)
- ☐ Battery & charger for cell phone
- ☐ Extra eyeglasses or contact lenses
- ☐ Extra set of car keys
- ☐ Credit cards, cash or traveler's checks
- ☐ First aid kit (compact)
- ☐ Headlamp and Flashlight (handheld)
- ☐ Battery-powered AM/FM radio
- ☐ Spare batteries
- ☐ Sanitation supplies
- ☐ Copies of important documents (birth certificates, passports, etc.)
- ☐ Sturdy shoes or boots
- ☐ Long sleeve shirt, long pants (natural fibers like cotton or wool, bright colors are best)
- ☐ Floppy cotton hat (to keep embers out of hair)
- ☐ Leather work gloves
- ☐ Full coverage goggles
- ☐ N95 respirator
- ☐ Cotton bandanna for face protection

### PET SUPPLIES:

- ☐ Carriers for each pet
- ☐ Leashes
- ☐ Pet food and water

### MAKE A LIST NOW OF ITEMS TO TAKE IF TIME ALLOWS:

- ☐ Easily carried valuables
- ☐ Family photos and other small, irreplaceable items
- ☐ PC data backups on hard drives and/or disks (offsite or "cloud" backup is best)
- ☐ Laptop or tablet & spare chargers



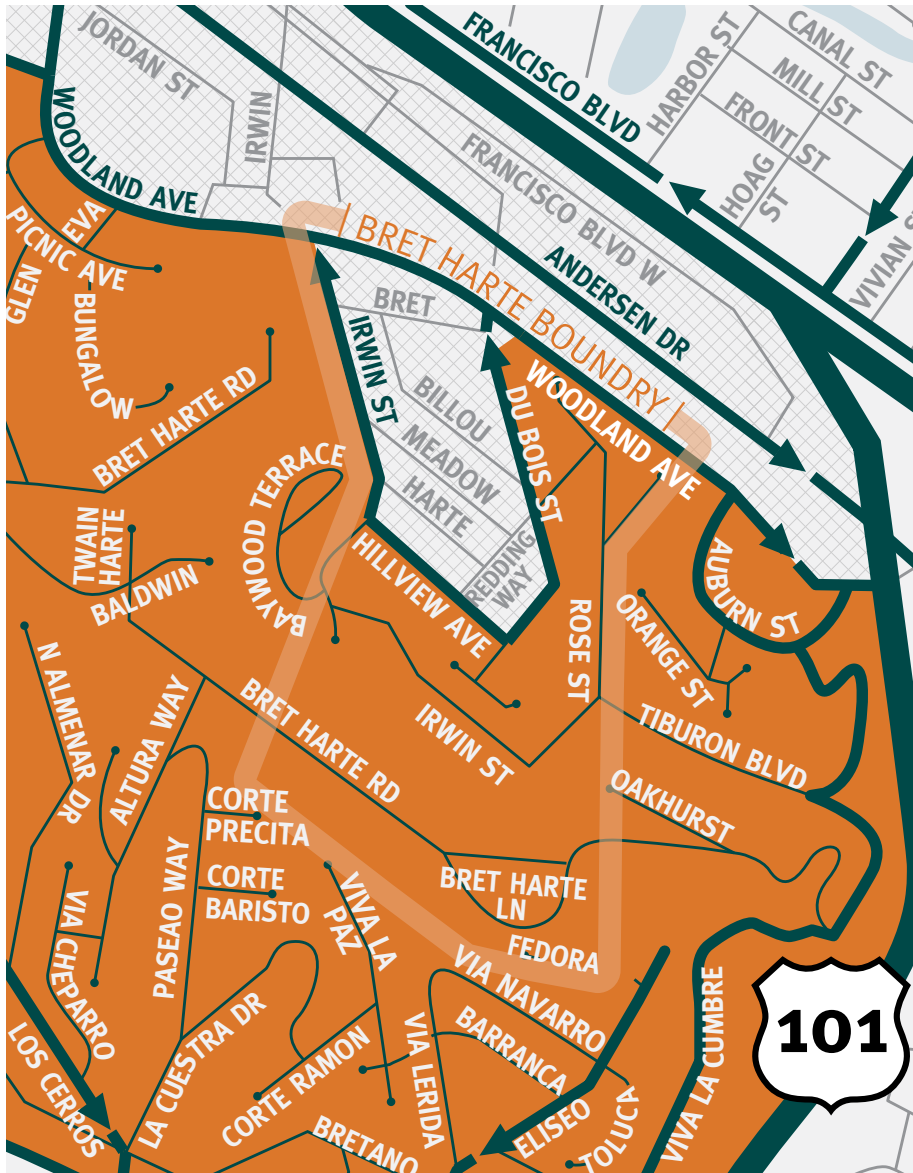
**SAN RAFAEL FIRE DEPT**  
[www.SRFD.org](http://www.SRFD.org)  
**MARIN WILDFIRE PREVENTION AUTHORITY**  
[Marinwildfire.org](http://Marinwildfire.org)

# 26 BRET HARTE Know your way out.



Scan this QR code to download your neighborhood map on your phone or tablet!

Familiarize yourself with major routes out of your neighborhood in case of an evacuation.



## EVACUATION SAFETY TIPS

### What to wear?

Wear goggles, leather gloves, and heavy shoes/boots; protect skin with long cotton or wool clothing; protect airway and face with an N95 mask and bandanna. Wear a hat to protect hair from embers.

**Where to go?** Avoid hillsides. Head for a valley floor by car, away from the fire if possible.

**Last resort...** Go on foot or bicycle only if no other option exists. Sheltering indoors or in a car is usually safer than being exposed outside.

**Never evacuate** uphill, on fire roads, or into open spaces where there is unmaintained vegetation.

**Don't panic** in traffic! Inside a car on pavement is one of the safest places during a wildfire.

## EMERGENCY ALERTS & FIRE INFORMATION

**WILDFIRES CAN STRIKE SUDDENLY AND WITHOUT WARNING.** EMERGENCY PERSONNEL WILL ATTEMPT TO NOTIFY COMMUNITY MEMBERS WHEN EVACUATION IS NECESSARY, BUT THIS IS NOT ALWAYS POSSIBLE. ADVANCE PREPARATION AND SITUATIONAL AWARENESS ARE REQUIRED.

**ALERT MARIN:** Emergency Notifications and Evacuations

### For ACTION at a specific ADDRESS

- Critical evacuation and life safety information, during emergencies, sent to specific addresses.
- Voice, Text, and Email messages

To register visit [www.alertmarin.org](http://www.alertmarin.org)

### NIXLE: Information Notices

### For INFORMATION to an entire ZIP CODE

- General information and less critical updates to larger populations, by zip code only.
- Text messages only

To register, text your zip code to 888777

**AM/FM RADIO, SOCIAL MEDIA:** Bay Area News; Twitter, Facebook

**Monitor FM 106.9, AM 740 (KCBS); AM 810 (KGO); FM 88.5 (KQED); FM 92.3; FM 90.5; FM 89.9 (KWMR)**  
**Follow:** @MarinSheriff, @MarinCountyFire, @SRFD  
**NOAA Radios:** tune to 162.500 or 162.400 (same code 006041)

## EVACUATION TERMS

### Evacuation Order:

You must evacuate immediately due to imminent threat to life.

### Evacuation Warning:

There is potential threat to life and property within a given timeframe.



# Your evacuation checklist:

**WILDFIRES CAN STRIKE SUDDENLY AND WITHOUT WARNING.** EMERGENCY PERSONNEL WILL ATTEMPT TO NOTIFY COMMUNITY MEMBERS WHEN EVACUATION IS NECESSARY, BUT THIS IS NOT ALWAYS POSSIBLE. ADVANCE PREPARATION AND SITUATIONAL AWARENESS ARE REQUIRED. TAKE PERSONAL RESPONSIBILITY AND PREPARE TODAY.



## Be prepared...

### PREP YOUR COMMUNICATIONS:

- ☐ **Keep** your cell phone fully charged.
- ☐ **Maintain** your Go Kit.
- ☐ **Notify** an out-of-area contact of your phone number, location and status. Update regularly.
- ☐ **Leave** a note with your contact info and out-of-area contact taped to fridge or inside a front window.
- ☐ **Check** on or call neighbors.

### KEEP ON YOUR PERSON:

- ☐ **Dress** all family members in long sleeves and long pants; heavy cotton or wool is best, no matter how hot it is.
- ☐ **Wear** full coverage goggles, leather gloves, head protection such as a hard hat or helmet.
- ☐ **Cover** faces with a dry cotton or wool bandanna or scarf over an N95 respirator.
- ☐ **Tie** long hair back.
- ☐ **Take** a headlamp and flashlight (even during the day).
- ☐ **Carry** car keys, wallet, ID, cell phone, spare battery and charger.
- ☐ **Drink** plenty of water, stay hydrated.
- ☐ **Put** "Go Kits" (see right checklist) in your vehicle.

### PETS AND ANIMALS:

- ☐ **Locate** your pets and place in carriers when warning is issued. You won't be able to catch them when the fire approaches.
- ☐ Be sure your pets wear tags and are registered with microchips.
- ☐ **Place** carriers (with your pets in them) near the front door, with fresh water and extra food.
- ☐ **Prepare** horses and large animals for transport and consider moving them to a safe location early, before evacuation is ordered.



## When you leave...

- ☐ **Leave immediately** if ordered.
- ☐ **Don't wait**—if you feel unsafe or conditions worsen, leave early.
- ☐ **Assist** elderly or disabled neighbors.
- ☐ **Carpool** with neighbors if possible to reduce traffic.
- ☐ **Take** only essential vehicles with adequate fuel.
- ☐ **In your car**, turn on headlights, close windows, turn on inside air and AC, tune to local radio.
- ☐ **Drive steadily** and be observant. Obey the rules of the road.
- ☐ **Proceed downhill**, away from the fire if possible. Know at least two routes, if possible.
- ☐ **Take the fastest paved route** to a valley floor.
- ☐ **Don't panic** in traffic. Close window, all doors and garage doors.

### IF YOU ARE TRAPPED:

- ☐ **Try to take shelter** in a building, car, or an open area; you are better protected inside a building or vehicle such as a playing field or parking lot.
- ☐ **Don't** abandon your car in the road. If you must leave your car, park it off the road and consider options for shelter.
- ☐ **Park** in an outside turn if trapped on a hillside in your car.
- ☐ **Stay far from unburned** vegetation (30' or more); look for wide roads, parking lots, playing fields, etc.
- ☐ **Evacuate on foot or bicycle only** as a last resort. A car provides better protection!
- ☐ **Don't evacuate by** fire road, uphill, or into open-spaces near unburned vegetation unless directed by emergency personnel
- ☐ **Remain calm**—panic is deadly.



## If time allows...

IN SOME SITUATIONS WHEN EVACUATION IS ANTICIPATED, YOU MAY HAVE TIME TO PREPARE YOUR HOME TO GIVE IT A BETTER CHANCE OF SURVIVAL. LEARN MORE AT: [WWW.FIRESAFEMARIN.ORG/EVACUATION](http://WWW.FIRESAFEMARIN.ORG/EVACUATION)



## WILDFIRE & EMERGENCY Go Kit

- ☐ A copy of this flyer and map
- ☐ Prescriptions medications (ask your doctor for a multi day emergency supply, rotate annually)
- ☐ Battery & charger for cell phone
- ☐ Extra eyeglasses or contact lenses
- ☐ Extra set of car keys
- ☐ Credit cards, cash or traveler's checks
- ☐ First aid kit (compact)
- ☐ Headlamp and Flashlight (handheld)
- ☐ Battery-powered AM/FM radio
- ☐ Spare batteries
- ☐ Sanitation supplies
- ☐ Copies of important documents (birth certificates, passports, etc.)
- ☐ Sturdy shoes or boots
- ☐ Long sleeve shirt, long pants (natural fibers like cotton or wool, bright colors are best)
- ☐ Floppy cotton hat (to keep embers out of hair)
- ☐ Leather work gloves
- ☐ Full coverage goggles
- ☐ N95 respirator
- ☐ Cotton bandanna for face protection

### PET SUPPLIES:

- ☐ Carriers for each pet
- ☐ Leashes
- ☐ Pet food and water

### MAKE A LIST NOW OF ITEMS TO TAKE IF TIME ALLOWS:

- ☐ Easily carried valuables
- ☐ Family photos and other small, irreplaceable items
- ☐ PC data backups on hard drives and/or disks (offsite or "cloud" backup is best)
- ☐ Laptop or tablet & spare chargers



**SAN RAFAEL FIRE DEPT**  
[www.SRFD.org](http://www.SRFD.org)  
**MARIN WILDFIRE PREVENTION AUTHORITY**  
[Marinwildfire.org](http://Marinwildfire.org)

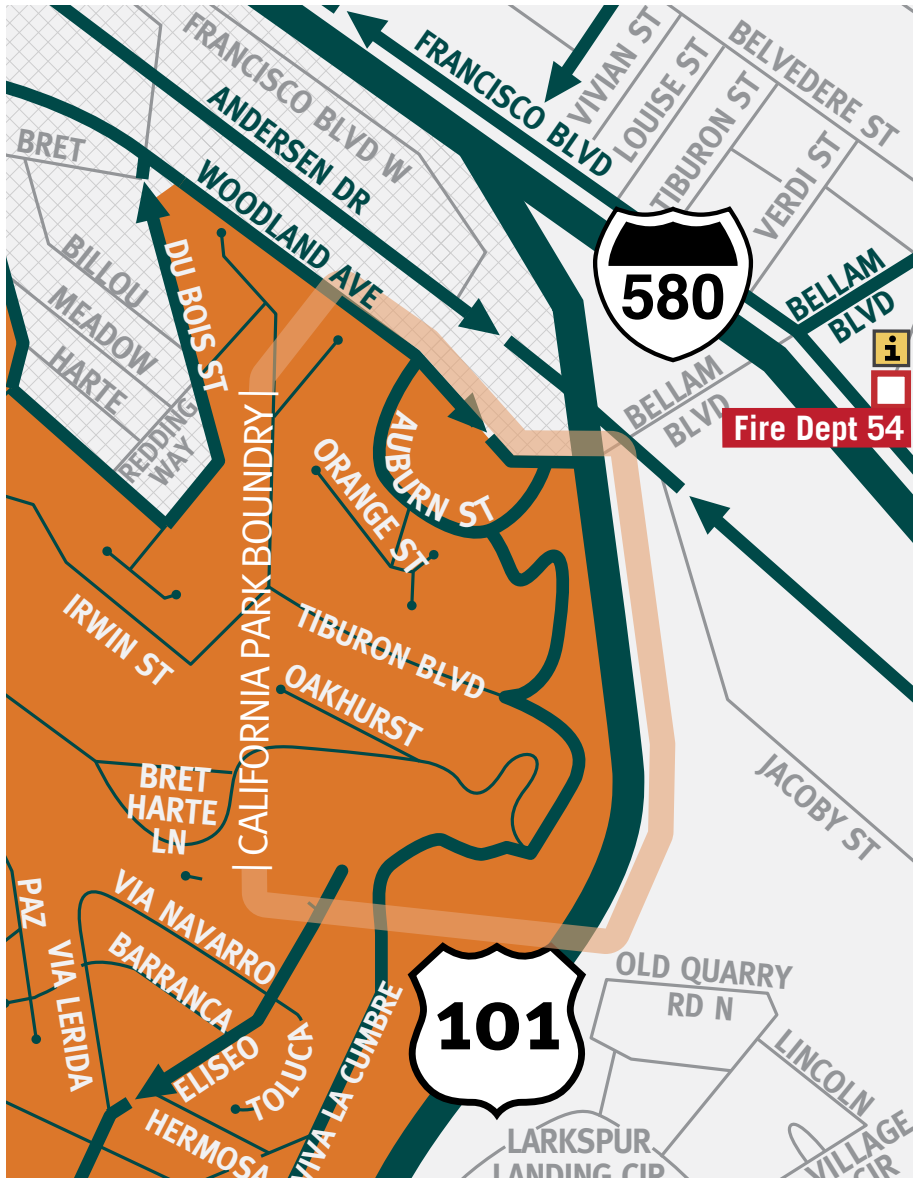


# 27 CALIFORNIA PARK Know your way out.



Scan this QR code to download your neighborhood map on your phone or tablet!

Familiarize yourself with major routes out of your neighborhood in case of an evacuation.



## EVACUATION SAFETY TIPS

### What to wear?

Wear goggles, leather gloves, and heavy shoes/boots; protect skin with long cotton or wool clothing; protect airway and face with an N95 mask and bandanna. Wear a hat to protect hair from embers.

**Where to go?** Avoid hillsides. Head for a valley floor by car, away from the fire if possible.

**Last resort...** Go on foot or bicycle only if no other option exists. Sheltering indoors or in a car is usually safer than being exposed outside.

**Never evacuate** uphill, on fire roads, or into open spaces where there is unmaintained vegetation.

**Don't panic** in traffic! Inside a car on pavement is one of the safest places during a wildfire.

## EMERGENCY ALERTS & FIRE INFORMATION

**WILDFIRES CAN STRIKE SUDDENLY AND WITHOUT WARNING.** EMERGENCY PERSONNEL WILL ATTEMPT TO NOTIFY COMMUNITY MEMBERS WHEN EVACUATION IS NECESSARY, BUT THIS IS NOT ALWAYS POSSIBLE. ADVANCE PREPARATION AND SITUATIONAL AWARENESS ARE REQUIRED.

**ALERT MARIN:** Emergency Notifications and Evacuations

### For ACTION at a specific ADDRESS

- Critical evacuation and life safety information, during emergencies, sent to specific addresses.
- Voice, Text, and Email messages

To register visit [www.alertmarin.org](http://www.alertmarin.org)

### NIXLE: Information Notices

### For INFORMATION to an entire ZIP CODE

- General information and less critical updates to larger populations, by zip code only.
- Text messages only

To register, text your zip code to 888777

**AM/FM RADIO, SOCIAL MEDIA:** Bay Area News; Twitter, Facebook

**Monitor FM 106.9, AM 740 (KCBS); AM 810 (KGO);**

**FM 88.5 (KQED); FM 92.3; FM 90.5; FM 89.9 (KWMR)**

**Follow:** @MarinSheriff, @MarinCountyFire, @SRFD

**NOAA Radios:** tune to 162.500 or 162.400 (same code 006041)

## EVACUATION TERMS

### Evacuation Order:

You must evacuate immediately due to imminent threat to life.

### Evacuation Warning:

There is potential threat to life and property within a given timeframe.

# Your evacuation checklist:

**WILDFIRES CAN STRIKE SUDDENLY AND WITHOUT WARNING.** EMERGENCY PERSONNEL WILL ATTEMPT TO NOTIFY COMMUNITY MEMBERS WHEN EVACUATION IS NECESSARY, BUT THIS IS NOT ALWAYS POSSIBLE. ADVANCE PREPARATION AND SITUATIONAL AWARENESS ARE REQUIRED. TAKE PERSONAL RESPONSIBILITY AND PREPARE TODAY.



## Be prepared...

### PREP YOUR COMMUNICATIONS:

- ☐ **Keep** your cell phone fully charged.
- ☐ **Maintain** your Go Kit.
- ☐ **Notify** an out-of-area contact of your phone number, location and status. Update regularly.
- ☐ **Leave** a note with your contact info and out-of-area contact taped to fridge or inside a front window.
- ☐ **Check** on or call neighbors.

### KEEP ON YOUR PERSON:

- ☐ **Dress** all family members in long sleeves and long pants; heavy cotton or wool is best, no matter how hot it is.
- ☐ **Wear** full coverage goggles, leather gloves, head protection such as a hard hat or helmet.
- ☐ **Cover** faces with a dry cotton or wool bandanna or scarf over an N95 respirator.
- ☐ **Tie** long hair back.
- ☐ **Take** a headlamp and flashlight (even during the day).
- ☐ **Carry** car keys, wallet, ID, cell phone, spare battery and charger.
- ☐ **Drink** plenty of water, stay hydrated.
- ☐ **Put** "Go Kits" (see right checklist) in your vehicle.

### PETS AND ANIMALS:

- ☐ **Locate** your pets and place in carriers when warning is issued. You won't be able to catch them when the fire approaches.
- ☐ Be sure your pets wear tags and are registered with microchips.
- ☐ **Place** carriers (with your pets in them) near the front door, with fresh water and extra food.
- ☐ **Prepare** horses and large animals for transport and consider moving them to a safe location early, before evacuation is ordered.



## When you leave...

- ☐ **Leave immediately** if ordered.
- ☐ **Don't wait**—if you feel unsafe or conditions worsen, leave early.
- ☐ **Assist** elderly or disabled neighbors.
- ☐ **Carpool** with neighbors if possible to reduce traffic.
- ☐ **Take** only essential vehicles with adequate fuel.
- ☐ **In your car**, turn on headlights, close windows, turn on inside air and AC, tune to local radio.
- ☐ **Drive steadily** and be observant. Obey the rules of the road.
- ☐ **Proceed downhill**, away from the fire if possible. Know at least two routes, if possible.
- ☐ **Take the fastest paved route** to a valley floor.
- ☐ **Don't panic** in traffic. Close window, all doors and garage doors.

### IF YOU ARE TRAPPED:

- ☐ **Try to take shelter** in a building, car, or an open area; you are better protected inside a building or vehicle such as a playing field or parking lot.
- ☐ **Don't** abandon your car in the road. If you must leave your car, park it off the road and consider options for shelter.
- ☐ **Park** in an outside turn if trapped on a hillside in your car.
- ☐ **Stay far from unburned** vegetation (30' or more); look for wide roads, parking lots, playing fields, etc.
- ☐ **Evacuate on foot or bicycle only** as a last resort. A car provides better protection!
- ☐ **Don't evacuate by** fire road, uphill, or into open-spaces near unburned vegetation unless directed by emergency personnel
- ☐ **Remain calm**—panic is deadly.



## If time allows...

IN SOME SITUATIONS WHEN EVACUATION IS ANTICIPATED, YOU MAY HAVE TIME TO PREPARE YOUR HOME TO GIVE IT A BETTER CHANCE OF SURVIVAL. LEARN MORE AT: [WWW.FIRESAFEMARIN.ORG/EVACUATION](http://WWW.FIRESAFEMARIN.ORG/EVACUATION)



## WILDFIRE & EMERGENCY Go Kit

- ☐ A copy of this flyer and map
- ☐ Prescriptions medications (ask your doctor for a multi day emergency supply, rotate annually)
- ☐ Battery & charger for cell phone
- ☐ Extra eyeglasses or contact lenses
- ☐ Extra set of car keys
- ☐ Credit cards, cash or traveler's checks
- ☐ First aid kit (compact)
- ☐ Headlamp and Flashlight (handheld)
- ☐ Battery-powered AM/FM radio
- ☐ Spare batteries
- ☐ Sanitation supplies
- ☐ Copies of important documents (birth certificates, passports, etc.)
- ☐ Sturdy shoes or boots
- ☐ Long sleeve shirt, long pants (natural fibers like cotton or wool, bright colors are best)
- ☐ Floppy cotton hat (to keep embers out of hair)
- ☐ Leather work gloves
- ☐ Full coverage goggles
- ☐ N95 respirator
- ☐ Cotton bandanna for face protection

### PET SUPPLIES:

- ☐ Carriers for each pet
- ☐ Leashes
- ☐ Pet food and water

### MAKE A LIST NOW OF ITEMS TO TAKE IF TIME ALLOWS:

- ☐ Easily carried valuables
- ☐ Family photos and other small, irreplaceable items
- ☐ PC data backups on hard drives and/or disks (offsite or "cloud" backup is best)
- ☐ Laptop or tablet & spare chargers



**SAN RAFAEL FIRE DEPT**  
[www.SRFD.org](http://www.SRFD.org)  
**MARIN WILDFIRE PREVENTION AUTHORITY**  
[Marinwildfire.org](http://Marinwildfire.org)

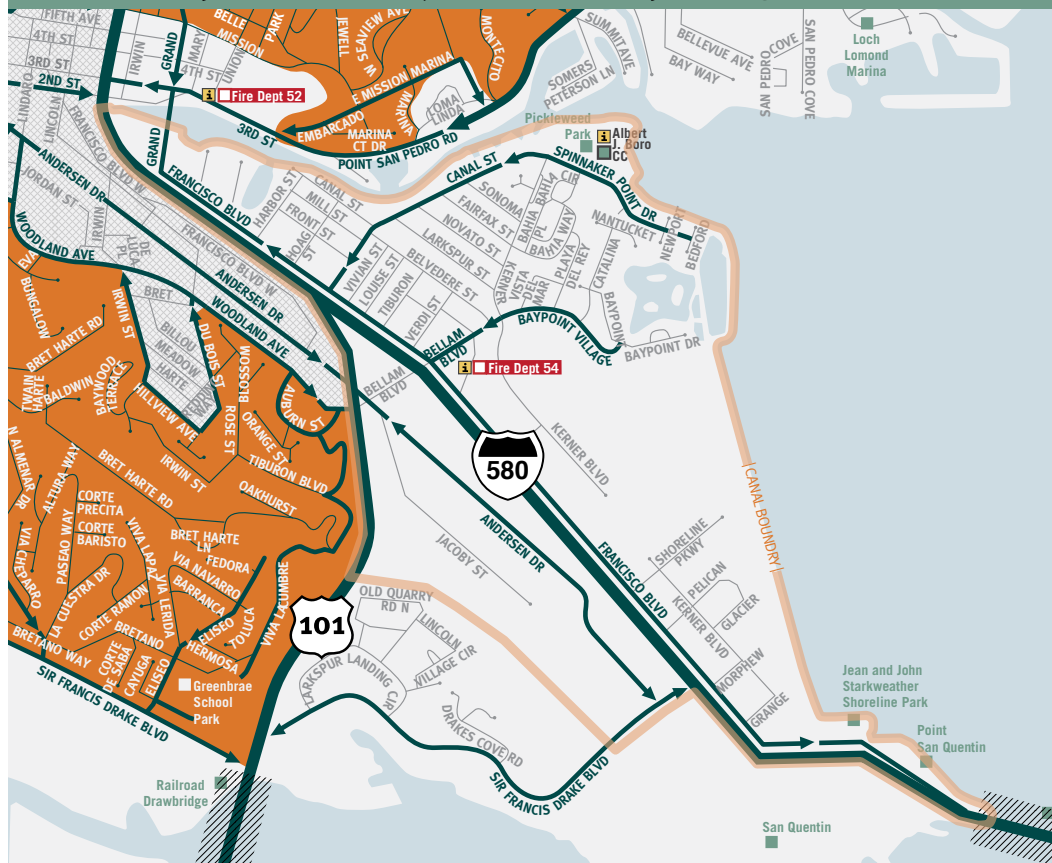
28

## CANAL Know your way out.



Scan this QR code to download your neighborhood map on your phone or tablet!

Familiarize yourself with major routes out of your neighborhood in case of an evacuation.



### Evacuation Routes

	Severe Fire Risk		Fire Dept
	High Fire Risk		Info Centers
	Community Centers		Gate / No Access

### EVACUATION SAFETY TIPS

#### What to wear?

Wear goggles, leather gloves, and heavy shoes/boots; protect skin with long cotton or wool clothing; protect airway and face with an N95 mask and bandanna. Wear a hat to protect hair from embers.

**Where to go?** Avoid hillsides. Head for a valley floor by car, away from the fire if possible.

**Last resort...** Go on foot or bicycle only if no other option exists. Sheltering indoors or in a car is usually safer than being exposed outside.

**Never evacuate** uphill, on fire roads, or into open spaces where there is unmaintained vegetation.

**Don't panic** in traffic! Inside a car on pavement is one of the safest places during a wildfire.

### EMERGENCY ALERTS & FIRE INFORMATION

**WILDFIRES CAN STRIKE SUDDENLY AND WITHOUT WARNING.** EMERGENCY PERSONNEL WILL ATTEMPT TO NOTIFY COMMUNITY MEMBERS WHEN EVACUATION IS NECESSARY, BUT THIS IS NOT ALWAYS POSSIBLE. ADVANCE PREPARATION AND SITUATIONAL AWARENESS ARE REQUIRED.

#### ALERT MARIN: Emergency Notifications and Evacuations

##### For ACTION at a specific ADDRESS

- Critical evacuation and life safety information, during emergencies, sent to specific addresses.
- Voice, Text, and Email messages

To register visit [www.alertmarin.org](http://www.alertmarin.org)

#### NIXLE: Information Notices

##### For INFORMATION to an entire ZIP CODE

- General information and less critical updates to larger populations, by zip code only.
- Text messages only

To register, text your zip code to 888777

#### AM/FM RADIO, SOCIAL MEDIA: Bay Area News; Twitter, Facebook

Monitor FM 106.9, AM 740 (KCBS); AM 810 (KGO); FM 88.5 (KQED); FM 92.3; FM 90.5; FM 89.9 (KWMM)

Follow: @MarinSheriff, @MarinCountyFire, @SRFD

NOAA Radios: tune to 162.500 or 162.400 (same code 006041)

### EVACUATION TERMS

**Evacuation Order:** You must evacuate immediately due to imminent threat to life.

**Evacuation Warning:** There is potential threat to life and property within a given timeframe.



SAN RAFAEL FIRE DEPT

[www.cityofsanrafael.org/departments/fire](http://www.cityofsanrafael.org/departments/fire)