



iKidz (M804)



- **Comfort level: FIRM**
- **Warranty: 1-year limited**
- **One-sided design: no flipping or rotating**
- **Optional Ashley-Sleep® riser foundation or regular foundation**

CORE COMPOSITION

- **Profile:**
- **Cover: blended cotton fiber**
- **Verticoil system**

- **Twin (M80411) 109\$**
- **Full (M80421) 144\$**

Tori Cove (M320)



- **Comfort level: FIRM**
- **Warranty: 1-year limited**
- **One-sided design: no flipping or rotating**
- **Optional Ashley-Sleep® riser foundation or regular foundation**

CORE COMPOSITION

- **Profile: 6"**
- **Cover: Quilted polyester**
- **1/2" Support Poly Foam**
- **Densified Pad**
- **5" Verticoil Support System**

- **Twin (M32011) 209 coils: 82\$**
- **Full (M32021) 285 coils: 102\$**
- **Queen (M32031) 340 coils: 112\$**
- **King (M32041) 575 coils: 152\$**


Grayton Beach (M840)



- **Comfort level: FIRM**
- **Warranty: 10-year limited**
- **Edge support construction for uniform comfort edge to edge**
- **One-sided design: no flipping or rotating**
- **Optional Ashley-Sleep® riser foundation or regular foundation**

CORE COMPOSITION

- **Profile: 11"**
- **Cover: blended cotton fiber**
- **1" High Density Quilt Foam**
- **1" Firm Support Foam**
- **1" High Density Firming Pad**
- **7" Verticoil Support System**
- **1" High Density Firming Pad**
- **6 Super support edge springs**



- **Twin (M84011): 299 coils: 98\$**
- **Full (M84021): 414 coils: 119\$**
- **Queen (M84031): 525 coils: 142\$**
- **King (M84041): 675 coils: 193\$**

Grayton Cove (M841)




- **Comfort level: MEDIUM**
- **Warranty: 10-year limited**
- **Edge support construction for uniform comfort edge to edge**
- **One-sided design: no flipping or rotating**
- **Optional Ashley-Sleep® riser foundation or regular foundation**

CORE COMPOSITION

- **Profile: 11"**
- **Cover: blended cotton fiber**
- **2" luxury support quilt foam**
- **1" conforma soft foam**
- **7" Verticoil Support System**
- **1" High density support pad**
- **6 Super support edge springs**

- **Twin (M84111) 299 coils: 98\$**
- **Full (M84121) 414 coils: 119\$**
- **Queen (M84131) 525 coils: 142\$**
- **King (M84141) 675 coils: 193\$**




Ormond Beach (M845)



- **Comfort level: FIRM**
- **Warranty: 10-year limited**
- **Edge support construction for uniform comfort edge to edge**
- **Adjustable bed compatible**
- **One-sided design: no flipping or rotating**
- **Optional Ashley-Sleep® riser foundation or regular foundation**

CORE COMPOSITION

- **Profile: 11"**
- **Cover: blended cotton fiber**
- **Ultra loft conforma fiber**
- **1" High Density Quilt Foam**
- **2" Firm Support Foam**
- **8" Encased Coil System (15 gauge)**
- **3" High Density Foam Encasement**



- **Twin (M84511) 420 coils: 150\$**
- **Full (M85421) 588 coils: 171\$**
- **Queen (M84531) 720 coils: 194\$**
- **King (M84541) 900 coils: 245\$**

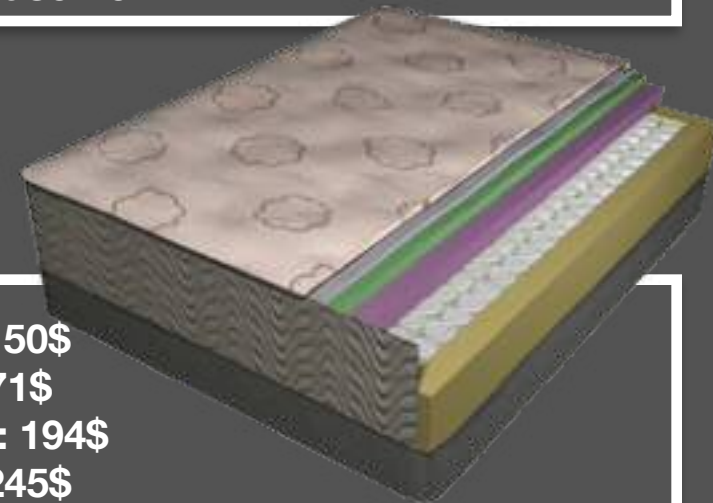
Ormond Cove (M846)



- **Comfort level: MEDIUM**
- **Warranty: 10-year limited**
- **Edge support construction for uniform comfort edge to edge**
- **Adjustable bed compatible**
- **One-sided design: no flipping or rotating**
- **Optional Ashley-Sleep® riser foundation or regular foundation**

CORE COMPOSITION

- **Profile: 11"**
- **Cover: blended cotton fiber**
- **Ultra loft conforma fiber**
- **2" Luxury Support Quilt Foam**
- **1" Conforma Soft Support Foam**
- **8" Encased Coil System (15 gauge)**
- **3" High Density Foam encasement**



- **Twin (M84611) 420 coils: 150\$**
- **Full (M84621) 588 coils: 171\$**
- **Queen (M84631) 720 coils: 194\$**
- **King (M84641) 900 coils: 245\$**


Ormond Shores (M847)



- Comfort level: **SOFT**
- Warranty: 10-year limited
- Edge support construction for uniform comfort edge to edge
- Adjustable bed compatible
- One-sided design: no flipping or rotating
- Optional Ashley-Sleep® riser foundation or regular foundation

CORE COMPOSITION

- Profile: 12"
- Cover: blended cotton fiber
- Ultra loft conforma fiber
- 2" Conforma Soft Quilt Foam
- 1" Firm Support Foam
- 1" Conforma Soft Support Foam
- 8" Encased Coil System (15 gauge)
- 3" High Density Foam Encasement



- Twin (M84711) 420 coils: 202\$
- Full (M84721) 588 coils: 223\$
- Queen (M84731) 720 coils: 246\$
- King (M84741) 900 coils: 348\$

Anniversary Edition (M986)



- **Comfort level: FIRM**
- **Warranty: 10-year limited**

CORE COMPOSITION

- **Profile:**
- **Cover: blended cotton fiber**
- **3/4" High Density Quilt Foam**
- **High Density Firming Pad**
- **1" Firm Support Foam**
- **.5" Memory Foam**
- **High Density Firming Pad**
- **6 Super Support Edge Springs**

- **Twin (M98611) 150\$**
- **Full (M98621) 171\$**
- **Queen (M98631) 194\$**
- **King (M98641) 245\$**

Anniversary Edition (M987)



- **Comfort level: MEDIUM**
- **Warranty: 10-year limited**

CORE COMPOSITION

- **Profile:**
- **Cover: blended cotton fiber**
- **2" Luxury Support Quilt Foam**
- **1" Conforma Soft Support Foam**
- **.5" Gel Memory Foam**
- **3" High Density Foam encasement**

- **Twin (M98711) 150\$**
- **Full (M98721) 171\$**
- **Queen (M98731) 194\$**
- **King (M98741) 245\$**



Anniversary Edition (M988)

- **Comfort level: SOFT**
- **Warranty: 10-year limited**

CORE COMPOSITION

- **Profile:**
- **Cover: blended cotton fiber**
- **2" Conforma Soft Quilt Foam**
- **3/4" Firm Support Foam**
- **.5" Gel Memory Foam**
- **1" Conforma Soft Support Foam**
- **3" High Density Foam Encasement**

- **Twin (M98811) 202\$**
- **Full (M98821) 223\$**
- **Queen (M98831) 246\$**
- **King (M98841) 348\$**

Addison Cove (M855)




- **Comfort level: FIRM**
- **Warranty: 10-year limited**
- **One sided design: no flipping or rotating**
- **Soothing gel memory foam in lumbar area**
- **Edge support construction for uniform comfort edge to edge**
- **Optional Ashley-Sleep® riser foundation or regular foundation**

CORE COMPOSITION

- **Profile: 11.5"**
- **Cover: polyester/spandex**
- **1.5" Hypersoft Comfort Foam**
- **2" SuperSoft Support Foam**
- **Gel Memory Foam Lumbar System**
- **6" Individually Wrapped Coil System**
- **2" High Density Support Foam**
- **3" High Density Edge Support System**

- **Twin (M85511) 405 coils: 200\$**
- **Full (M85521) 567 coils: 220\$**
- **Queen (M85531) 696 coils: 230\$**
- **King (M85541) 899 coils: 310\$**



Addison Beach (M856)




- **Comfort level: MEDIUM**
- **Warranty: 10-year limited**
- **One sided design: no flipping or rotating**
- **Soothing gel memory foam in lumbar area**
- **Edge support construction for uniform comfort edge to edge**
- **Adjustable bed compatible**
- **Optional Ashley-Sleep® riser foundation or regular foundation**

CORE COMPOSITION

- **Profile: 12.5"**
- **Cover: polyester/spandex**
- **1.5" Conforma Soft SupportFoam**
- **2" SuperSoft Support Foam**
- **Gel Memory Foam Lumbar System**
- **8" Individually Wrapped Coil System**
- **2" High Density Support Base**
- **3" High Density Edge Support System**

- **Twin (M85611) 405 coils: 200\$**
- **Full (M85621) 567 coils: 220\$**
- **Queen (M85631) 696 coils: 230\$**
- **King (M85641) 899 coils: 310\$**




Addison Shores (M857)



- **Comfort level: SOFT**
- **Warranty: 10-year limited**
- **One sided design: no flipping or rotating**
- **Soothing gel memory foam in lumbar area**
- **Edge support construction for uniform comfort edge to edge**
- **Adjustable bed compatible**
- **Optional Ashley-Sleep® riser foundation or regular foundation**

CORE COMPOSITION

- **Profile: 12.5"**
- **Cover: polyester/spandex**
- **1.5" Hypersoft Comfort Foam**
- **3" SuperSoft Support Foam**
- **Gel Memory Foam Lumbar System**
- **6" Individually Wrapped Coil System**
- **2" High Density Support Foam**
- **3" High Density Edge Support System**



- **Twin (M85711) 405 coils: 225\$**
- **Full (M85721) 567 coils: 245\$**
- **Queen (M85731) 696 coils: 255\$**
- **King (M85741) 899 coils: 335\$**

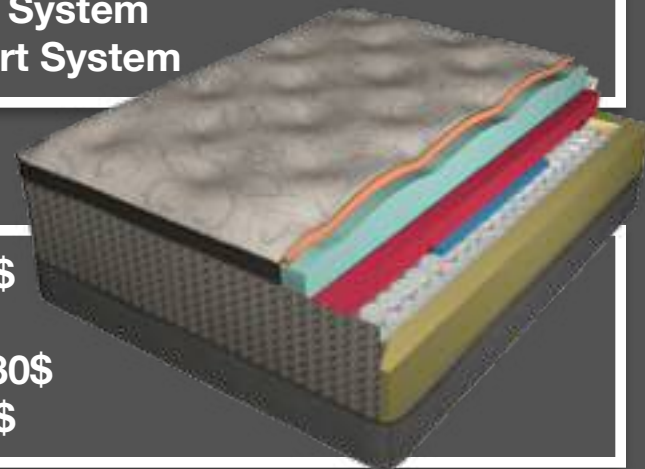
Simpson Cove (M858)



- **Comfort level: MEDIUM**
- **Warranty: 10-year limited**
- **One sided design: no flipping or rotating**
- **Soothing gel memory foam in lumbar area**
- **Edge support construction for uniform comfort edge to edge**
- **Antimicrobial and hypoallergenic**
- **Optional Ashley-Sleep® riser foundation or regular foundation**

CORE COMPOSITION

- **Profile: 15"**
- **Cover: polyester/spandex**
- **1.5" Hypersoft Comfort Foam**
- **3 3/4" SuperSoft Support Foam**
- **2" Support Poly Foam**
- **Gel Memory Foam Lumbar System**
- **6" Individually Wrapped Coil System**
- **3" High Density Edge Support System**



- **Twin (M85811) 405 coils: 250\$**
- **Full (M85821) 567 coils: 270\$**
- **Queen (M85831) 696 coils: 280\$**
- **King (M85841) 899 coils: 360\$**

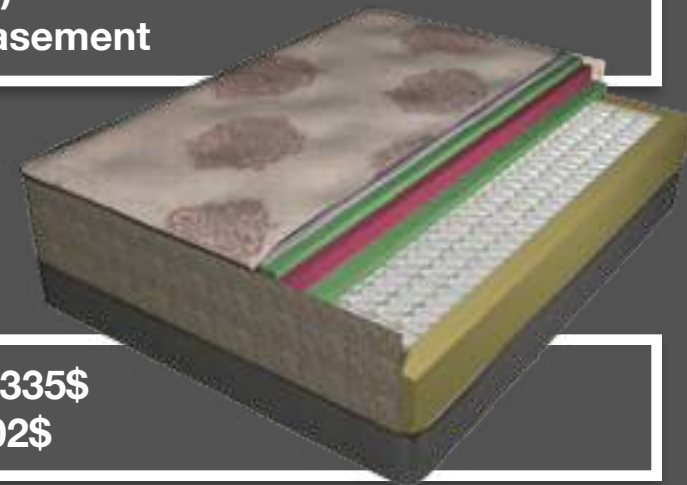
Destin Beach (M870)



- **Comfort level: FIRM**
- **Warranty: 10-year limited**

CORE COMPOSITION

- **Profile: 13"**
- **Cover: blended Cotton Fiber**
- **UltraLoft conforma fiber**
- **1" High Density Quilt Foam**
- **2" High Density Memory Foam**
- **1" Super Firm Support Foam**
- **1" Super Support Base Foam**
- **8" encased coils (15 gauge)**
- **3" High Density Foam Encasement**



- **Queen (M87031) 720 coils: 335\$**
- **King (M87041) 900 coils: 402\$**


Destin Cove (M871)



- **Comfort level: MEDIUM**
- **Warranty: 10-year limited**
- **Edge support construction for uniform comfort edge to edge**
- **Adjustable bed compatible**
- **One-sided design: no flipping or rotating**
- **Optional Ashley-Sleep® riser foundation or regular foundation**

CORE COMPOSITION

- **Profile: 13"**
- **Cover: blended cotton fiber**
- **UltraLoft conforma fiber**
- **2" Luxury Support Quilt Foam**
- **2" High Density Memory Foam**
- **1" Super Support Base Foam**
- **8" encased coils (15 gauge)**
- **3" High Density Foam Encasement**



- **Queen (M87131): 720 coils: 335\$**
- **King (M87141) 900 coils: 402\$**

Destin Shores (M872)




- Comfort level: SOFT
- Warranty: 10-year limited

CORE COMPOSITION

- Profile: 13"
- Cover: blended Cotton Fiber
- UltraLoft conforma fiber
- 2" Luxury Support Quilt Foam
- 2" High Density Memory Foam
- 1" Conforma Soft Support Foam
- 1" Super Support Base Foam
- 8" encased coils (15 gauge)
- 3" High Density Foam Encasement

- Queen (M87131) 720 coils: 275\$
- King (M87241) 900 coils: 442\$




Key Biscayne Beach (M875)



- Comfort level: FIRM
- 10-year limited warranty
- Hi-Low coils

CORE COMPOSITION

- Profile:
- Cover: blended Cotton Fiber
- UltraLoft conforma fiber
- 1" High Density Quilt Foam
- 2" High Density Memory Foam
- 2" Super Firm Support Foam
- 8"/6.5" Hi-Low coils (14 gauge)
- 1.5" micro coils (17.5 gauge)
- 3" High Density Foam Encasement



- Queen (M87531) 1217 coils: 455\$
- King (M87541) 1403 coils: 522\$

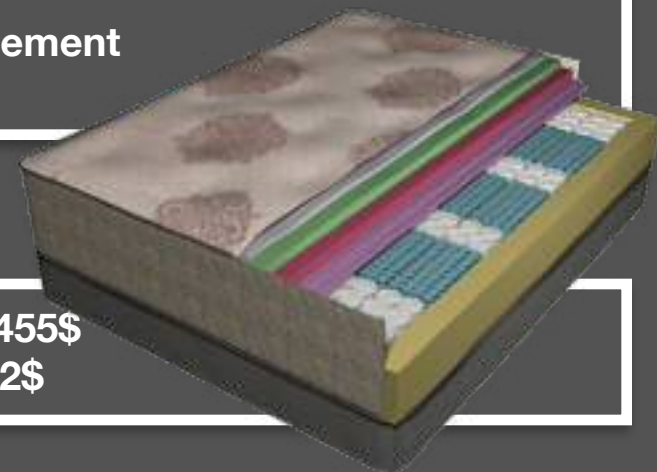
Key Biscayne Cove (M876)



- Comfort level: **MEDIUM**
- 10-year limited warranty
- Hi-Low coils

CORE COMPOSITION

- Profile:
- Cover: blended Cotton Fiber
- UltraLoft conforma fiber
- 2" Luxury Support Quilt Foam
- 2" High Density Memory Foam
- 1" Conforma Soft Support Foam
- 8"/6.5" Hi-Low coils (14 gauge)
- 1.5" micro coils (17.5 gauge)
- 3" High Density Foam Encasement



- Queen (M87631) 1217 coils: 455\$
- King (M87641) 1403 coils: 522\$


Key Biscayne Shores (M877)



- Comfort level: SOFT
- 10-year limited warranty
- Hi-Low coils

CORE COMPOSITION

- Profile: 14"
- Cover: blended Cotton Fiber
- UltraLoft conforma fiber
- 2" Luxury Support Quilt Foam
- 3" High Density Memory Foam
- 1" Conforma Soft Support Foam
- 8"/6.5" Hi-Low coils (14 gauge)
- 1.5" micro coils (17.5 gauge)
- 3" High Density Foam Encasement



- Queen (M87731) 1217 coils: 495\$
- King (M87741) 1403 coils: 562\$


Hope to Dream (M878)

- Comfort level: MEDIUM
- 10-year limited warranty
- Hi-Low coils
- Nano Coil Zoned Inlays

CORE COMPOSITION

- Profile:
- Cover: blended Cotton Fiber
- UltraLoft conforma fiber
- 1" Luxury Support Quilt Foam
- 2" High Density Memory Foam
- 2" Conforma Soft Support Foam
- Full sheet Nano support coils (17 gauge)
- 8"/6.5" Hi-Low coils (14 gauge)
- 1.5" micro coils (17.5 gauge)
- 3" High Density Foam Encasement

- Queen (M87831) 2636 coils: 655\$
- King (M87841) 3166 coils: 722\$



Antila 11" (M865)




- **Comfort level: FIRM**
- **Warranty: 10-year limited**
- **Adjustable bed compatible**
- **One-sided design: no flipping or rotating**
- **Gel-infused memory foam**
- **Optional Ashley-Sleep® riser foundation or regular foundation**
- **Hi-Low coils**

CORE COMPOSITION

- **Profile: 11"**
- **Cover: polyester/NuRest® (unzips for machine washing)**
- **1" High Density Memory Foam**
- **1" Conforma Soft Support Foam**
- **1" Super Support Base Foam**
- **1.5" High Density Memory Foam Inserts**
- **8"/6.5" Hi-Low coils (14 gauge)**
- **3" High Density Foam Encasement**

- **Twin (M86511) 435 coils: 405\$**
- **Full (M86521) 609 coils: 421\$**
- **Queen (M86531) 713 coils: 439\$**
- **King (M86541) 899 coils: 512\$**



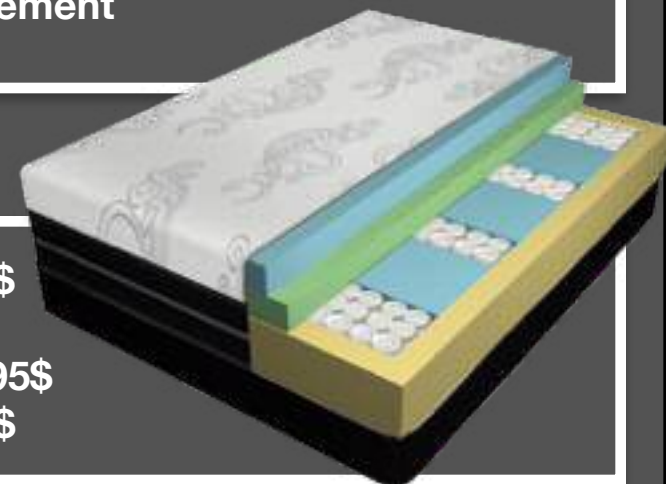
Borealis 13" (M866)



- Comfort level: FIRM
- Warranty: 10-year limited
- Adjustable bed compatible
- One-sided design: no flipping or rotating
- Gel-infused memory foam
- Optional Ashley-Sleep® riser foundation or regular foundation
- Hi-Low coils

CORE COMPOSITION

- Profile: 13"
- Cover: polyester/Tencel® (unzips for machine washing)
- 2" High Density Memory Foam
- 2" Conforma Soft Support Foam
- 1" Super Support Base Foam
- 1.5" High Density Memory Foam Inserts
- 8"/6.5" Hi-Low coils (14 gauge)
- 3" High Density Foam Encasement



- Twin (M86611) 435 coils: 463\$
- Full (M86621) 609 coils: 478\$
- Queen (M86631) 713 coils: 495\$
- King (M86641) 899 coils: 562\$



Casseopia 15" (M867)

- **Comfort level:**
- **Warranty: 10-year limited**
- **Hi-Low coils**

CORE COMPOSITION

- **Profile: 14"**
- **Cover: polyester/Tencel® (unzips for machine washing)**
- **3" High Density Memory Foam**
- **2" Conforma Soft Support Foam**
- **1" Super Support Base Foam**
- **1.5" High Density Memory Foam Inserts**
- **8"/6.5" Hi-Low coils (14 gauge)**
- **3" High Density Foam Encasement**

- **Queen (M86731) 713 coils: 528\$**
- **King (M86741) 899 coils: 586\$**



Disco Delphinus 17" (M868)

- **Comfort level:**
- **Warranty: 10-year limited**

CORE COMPOSITION

- **Profile: 14"**
- **Cover: polyester/Tencel® (unzips for machine washing)**
- **3" High Density Memory Foam**
- **2" Conforma Soft Support Foam**
- **1" Super Support Base Foam**
- **1.5" High Density Memory Foam Inserts**
- **8"/6.5" Hi-Low coils (14 gauge)**
- **3" High Density Foam Encasement**

- **Queen (M86831) 713 coils: 602\$**
- **King (M86841) 899 coils: 661\$**



iKidz Foam (M802)

- **Comfort level: FIRM**
- **Warranty: 1-year limited**
- **One-sided design: no flipping or rotating**
- **Optional Ashley-Sleep® riser foundation or regular foundation**


CORE COMPOSITION

- **Profile:**
- **Cover: polyester/Tencel® (unzips for machine washing)**
- **Memory foam**
- **High-density support core**

- **Twin (M80211) 109\$**



What's New?



- **Gel Infused Memory Foam (9 Series and Up) – Gel Infused Memory Foam beds built to sell for \$799.**
- **S.A.S.S. Foam (Self Adjusting Support System) – 2 to 3 inch layer of comfort foam designed to allow better air flow a reduce pressure in the neck, shoulders, hips and knees.**
- **Faster Response Time – Compression packed beds will be sleep ready in under 2 minutes upon opening.**
- **HD Airflow Support Core with Endura Edge – Allows better airflow resulting in a cooler nights sleep while giving the consumer more sleep surface**
- **Upgraded Covers – Tighter fitting stretch knit covers including 3D stretch knit and ventilated mesh on 12, 14 and 17 Series.**
- **True Step Up Line – Like successful lines of the past. The new line up will have a legitimate step up story through all 5 beds making it easier to sell value at the retail level.**


7 series (M930)



- **Comfort level: FIRM**
- **Warranty: 10-year limited**
- **One sided design: no flipping or rotating**
- **Regular Ashley-Sleep® foundation**
- **High-density airflow support core**
- **Eucalyptus ventilated memory foam**
- **Self-adjusting support system**

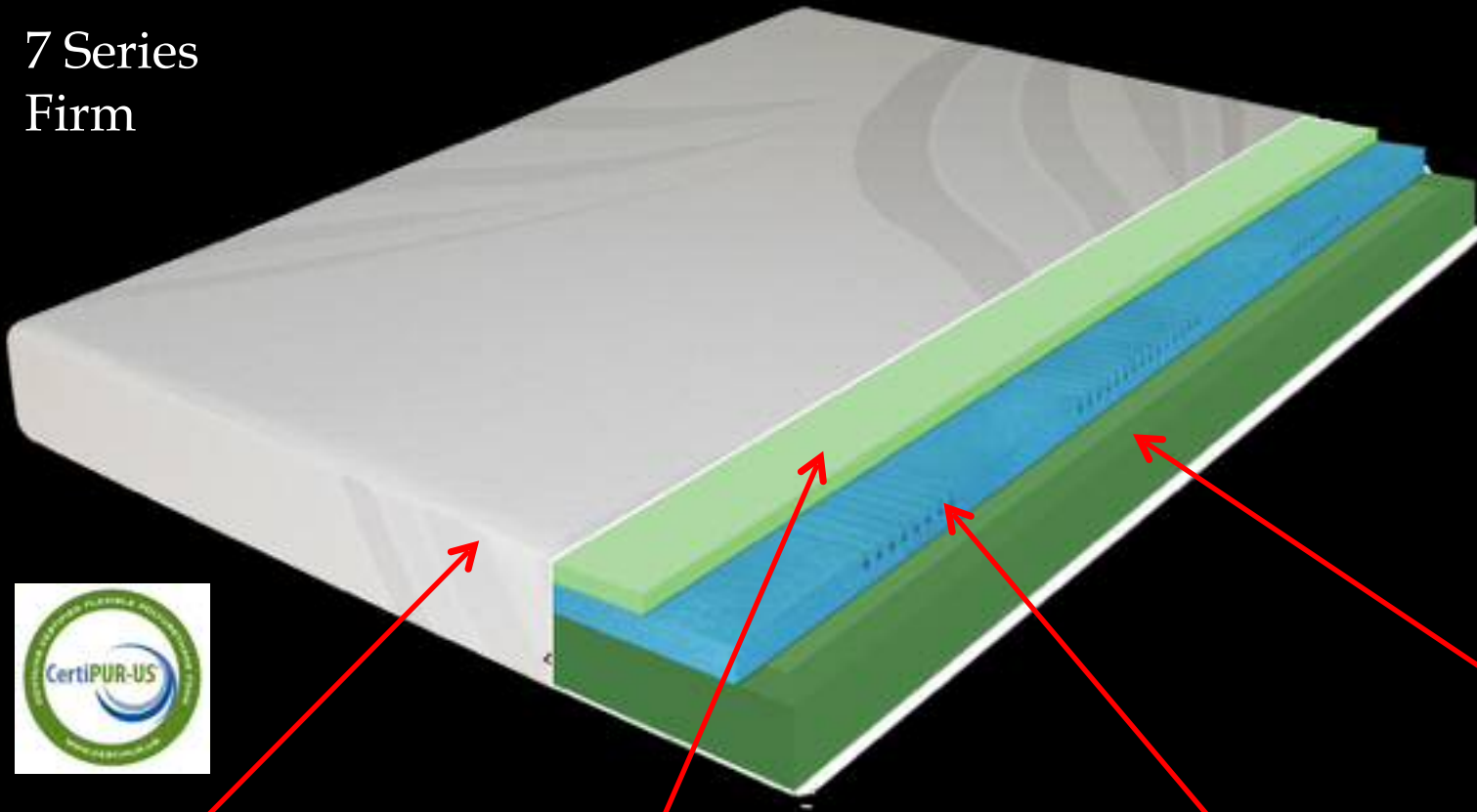
CORE COMPOSITION

- **Profile: 7"**
- **Cover: polyester/Tencel® (unzips for machine washing)**
- **1" Memory Foam**
- **2" Zoned Self Adjusting Support System (SASS) – Specialty Foam**
- **4" High Density Support Core with Endura Edge**



- **Twin (M93011) 165\$**
- **Full (M93021) 201\$**
- **Queen (M93031) 227\$**
- **King (M93041) 294\$**

7 Series Firm



Feature: Stretch Knit Cover

Advantage: Tighter Fit

Benefit: Better nights sleep

Feature: 1" HD Memory Foam

Advantage: Pressure Relief

Benefit: Uninterrupted sleep due to less tossing and turning from pressure points

Feature: 2" Self Adjusting Support Foam

Advantage: Additional pressure relief in the neck and shoulders, hips and knee.

Benefit: A posture correct night sleep.

Feature: 4" HD support core with Endura Edge

Advantage: More sleep surface

Benefit: A better nights sleep

9 series Gel Infused (M931)




- **Comfort level: FIRM**
- **Warranty: 10-year limited**
- **One sided design: no flipping or rotating**
- **Regular Ashley-Sleep® foundation**
- **Gel-infused memory foam**
- **High-density airflow support core**
- **Self-adjusting support system**

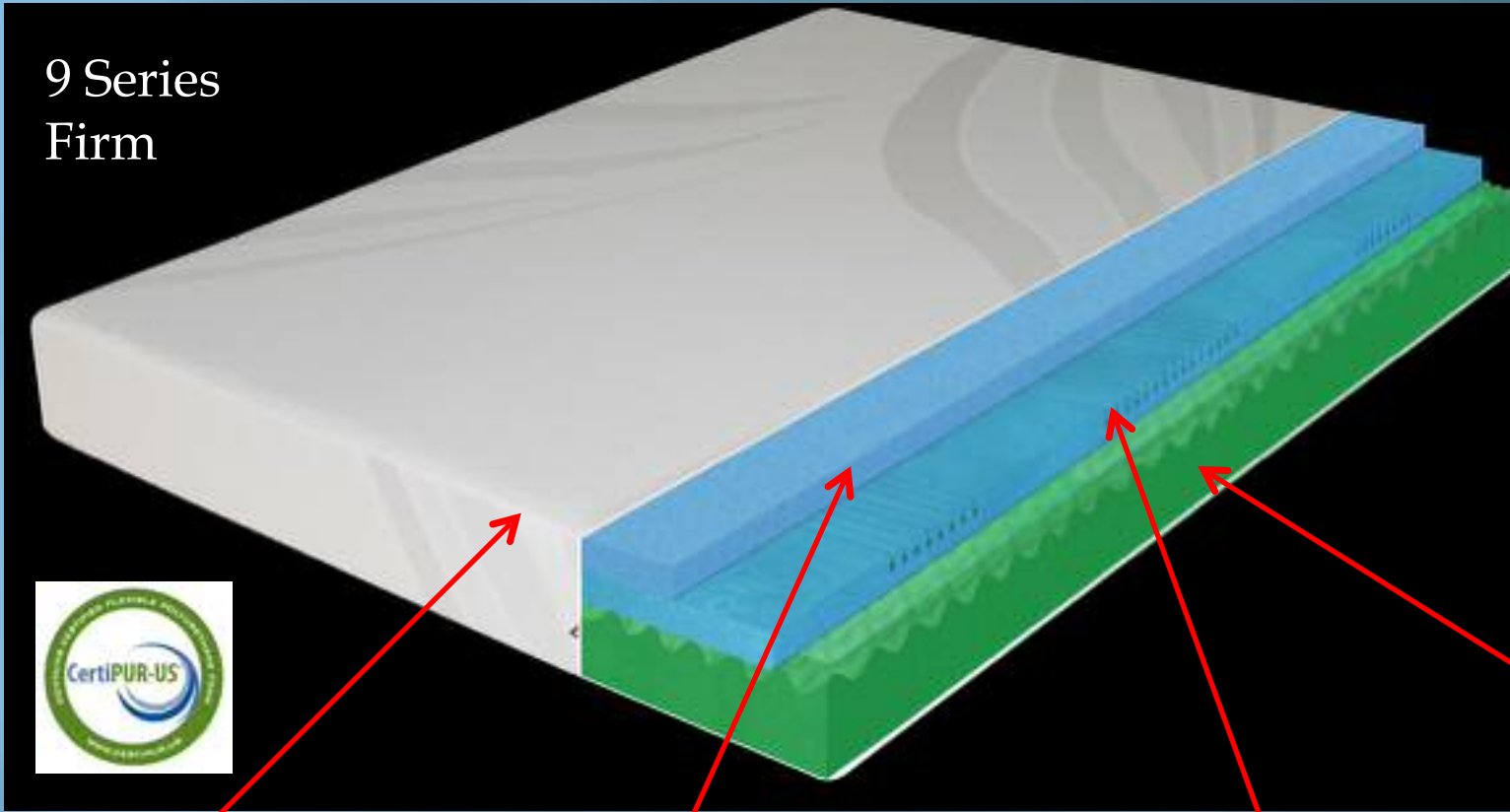
CORE COMPOSITION

- **Profile: 9"**
- **Cover: polyester/Tencel® (unzips for machine washing)**
- **2" Gel Memory Foam**
- **2" Zoned Self Adjusting Support System (SASS) – Specialty Foam**
- **5" High Density AirFlow Top Support Core with Endura Edge**

- **Twin (M93111) 189\$**
- **Full (M93121) 232\$**
- **Queen (M93131) 259\$**
- **King (M93141) 340\$**



9 Series Firm



Feature: Stretch
Knit Cover w/
Handles

Advantage:
Tighter fit and
easier to rotate
every 90 days.
Benefit: Better
nights sleep and
helps slow normal
wear.

Feature: 2" HD Gel
Memory Foam

Advantage: Pressure relief
and regulates body
temperature
Benefit: Uninterrupted
sleep due to less tossing
and turning from pressure
points

Feature: 2" Self Adjusting
Support Foam

Advantage: Additional
pressure relief in the neck
and shoulders, hips and
knee.
Benefit: A posture correct
night sleep.

Feature: 5" HD
support core with
Endura Edge

Advantage: More
sleep surface
Benefit: A better
nights sleep

10 series Gel Infused (M932)




- **Comfort level: MEDIUM**
- **Warranty: 10-year limited**
- **One sided design: no flipping or rotating**
- **Gel-infused memory foam**
- **High-density airflow support core**
- **Self-adjusting support system**
- **Regular Ashley-Sleep® foundation**

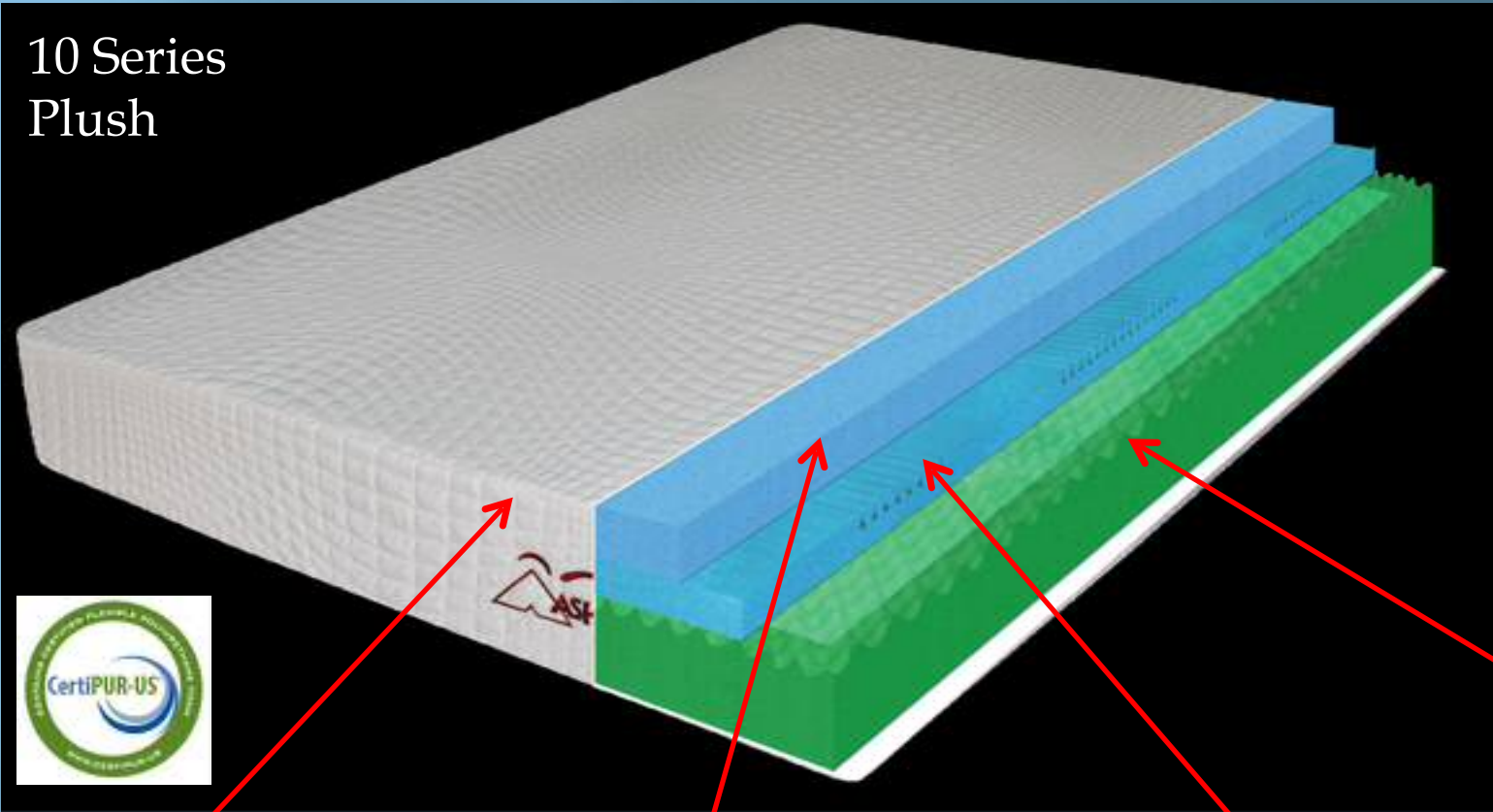
CORE COMPOSITION

- **Profile: 10"**
- **Cover: polyester/Tencel® (unzips for machine washing)**
- **2.5" Gel Memory Foam**
- **2" Zoned Self Adjusting Support System (SASS) – Specialty Foam**
- **5.5" High Density AirFlow Top Support Core with Endura Edge**

- **Twin (M93211) 224\$**
- **Full (M93221) 297\$**
- **Queen (M93231) 338\$**
- **King (M93241) 438\$**



10 Series Plush



Feature: 3D Stretch
Knit Cover

Advantage: Tighter
fit

Benefit: A better
nights sleep

Feature: 2.5" HD Gel
Memory Foam

Advantage: Pressure relief
and regulates body
temperature

Benefit: Uninterrupted
sleep due to less tossing
and turning from pressure
points

Feature: 2" Self Adjusting
Support Foam

Advantage: Additional
pressure relief in the neck
and shoulders, hips and
knee.

Benefit: A posture correct
night sleep.

Feature: 5.5" HD
AirFlow Top
Support Core with
Endura Edge

Advantage: More
sleep surface

Benefit: A better
nights sleep


12 series Gel Infused (M934)



- **Comfort level: SOFT**
- **Warranty: 10-year limited**
- **Maintenance-free, one-sided design: no flipping or rotating**
- **Gel-infused memory foam**
- **High-density airflow support core**
- **Zoned self-adjusting support system**
- **Optional Ashley-Sleep® riser foundation or regular foundation**


CORE COMPOSITION

- **Profile: 12"**
- **Cover: polyester/Tencel® (unzips for machine washing)**
- **3" Gel Memory Foam**
- **3" Zoned Self Adjusting Support System (SASS) – Specialty Foam**
- **6" High Density Support Core with Endura Edge**



- **Queen (M93431) 461\$**
- **King (M93441) 577\$**

12 Series Soft



Feature: 3D Stretch knit cover with ventilated mesh.

Advantage: Tighter fit and better breathability

Benefit: A more comfortable nights sleep

Feature: 2" HD **Gel Memory Foam**

Advantage: Pressure relief and regulates body temperature

Benefit: Uninterrupted sleep due to less tossing and turning from pressure points

Feature: 2" Self Adjusting Support Foam

Advantage: Additional pressure relief in the neck and shoulders, hips and knee.

Benefit: A posture correct night sleep.

Feature: 8" HD AirFlow Top Support Core with Endura Edge

Advantage: More sleep surface

Benefit: A better nights sleep

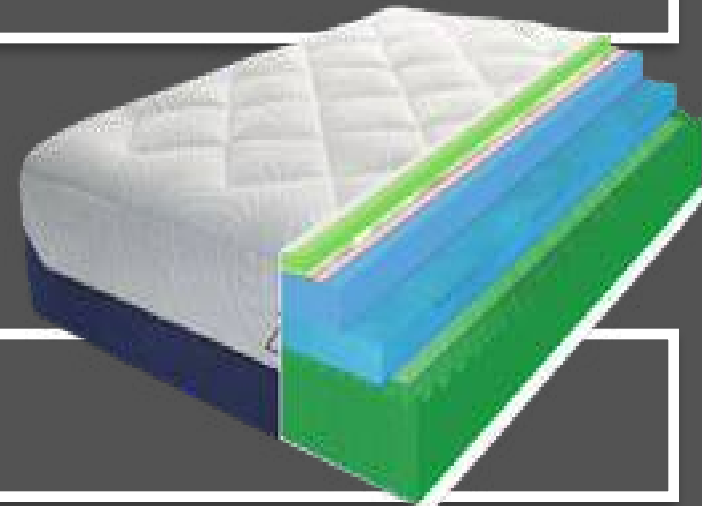
14 series Gel Infused (M935)



- **Comfort level: SOFT**
- **Warranty: 10-year limited**
- **One-sided design: no flipping or rotating**
- **Gel-infused memory foam**
- **High-density airflow support core**
- **Zoned self-adjusting support system**
- **Optional Ashley-Sleep® riser foundation or regular foundation**

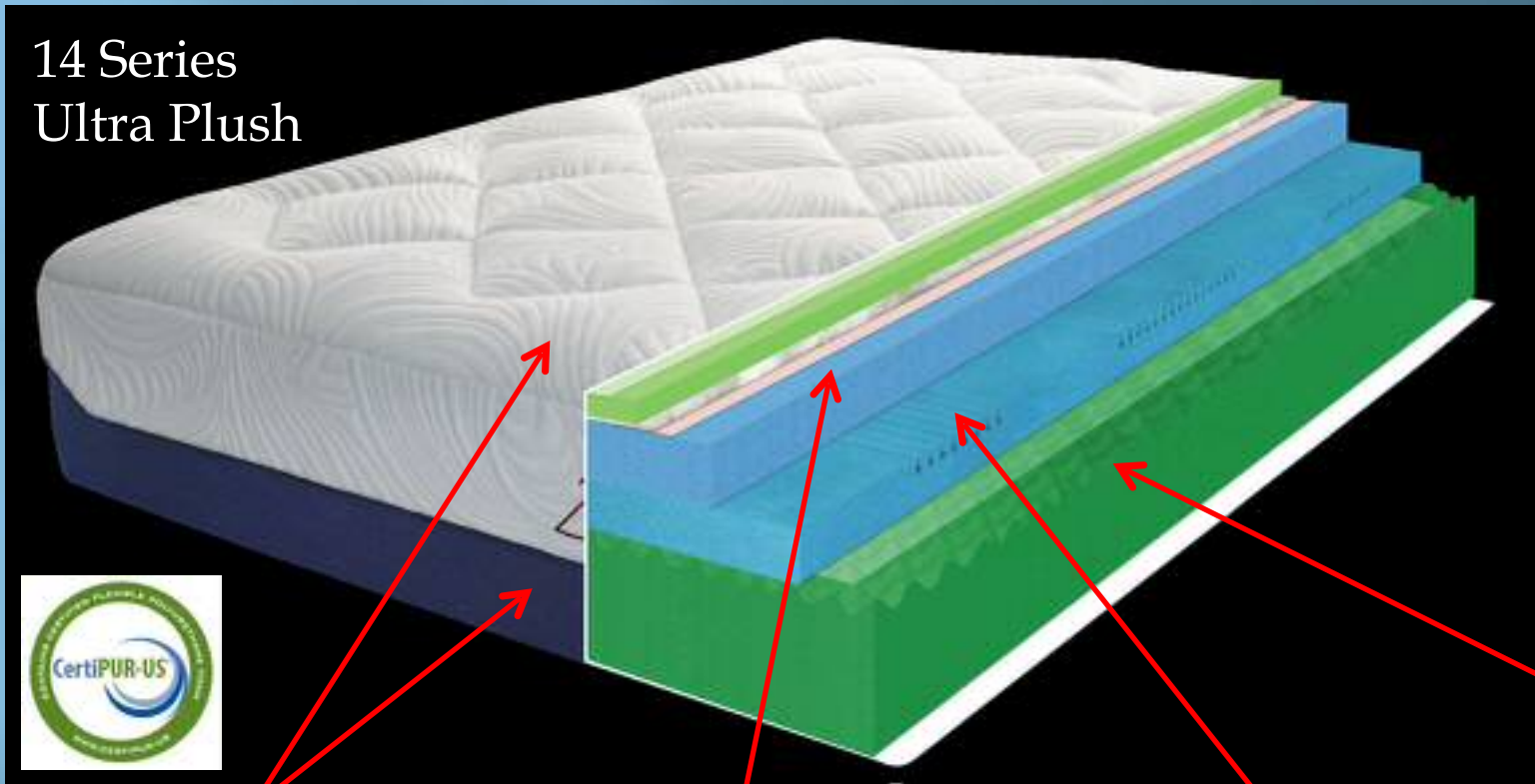
CORE COMPOSITION

- **Profile: 14"**
- **Cover: polyester/Tencel®**
- **2" Memory Foam Quilt**
- **4" Gel Memory Foam**
- **3" Zoned Self Adjusting Support System (SASS) – Specialty Foam**
- **5" High Density Airflow Top Support Core with Endura Edge**



- **Queen (M93531) 648\$**
- **King (M93541) 775\$**

14 Series Ultra Plush



Feature: 2" Memory Foam in Single Stitch Tick / Ventilated Mesh

Advantage: Pressure relief / Increased Air Flow

Benefit: More pressure relief for a more comfortable nights sleep.

Feature: 4" HD **Gel Memory Foam**

Advantage: Pressure relief and regulates body temperature

Benefit: Uninterrupted sleep due to less tossing and turning from pressure points

Feature: 3" Self Adjusting Support Foam

Advantage: Additional pressure relief in the neck, shoulders, hips and knee.

Benefit: A posture correct night sleep.

Feature: 5" HD AirFlow Top Support Core with Endura Edge

Advantage: More sleep surface

Benefit: A better nights sleep


17 series Gel Infused (M936)



- **Comfort level:**
- **Warranty:**

CORE COMPOSITION

- **Profile: 17"**
- **Cover:**
- **2" Memory Foam Quilt**
- **4" Gel Memory Foam**
- **3" Zoned Self Adjusting Support System (SASS) – Specialty Foam**
- **8" High Density Airflow Top Support Core with Endura Edge**



- **CONTAINER ONLY**
- **Queen (M93631) 695\$**
- **King (M93641) 850\$**