2025 TEXAS A&M BASEBALL NOTES

38 NCAA APPEARANCES | 26 CONFERENCE CHAMPIONSHIPS | 8 CWS APPEARANCES

GAME 17-19 | VS. ALABAMA | MARCH 14-16 | BLUE BELL PARK | BRYAN-COLLEGE STATION

WATCH: SECN+/SECN (SUNDAY) | RADIO: 1150/93.7 THE ZONE | LIVE STATS: 12THMAN.COM

TWITTER: @AGGIEBASEBALL /// INSTAGRAM: @AGGIEBASEBALL /// FACEBOOK: /AGGIEBASEBALL /// #GIGEM

2025 SCHEDULE/RESULTS

FEBRUARY (5-3)				
14	**Elon**		**SECN+**	**W, 4-2**
15	**Elon**		**SECN+**	**W, 16-6 (7)**
16	**Elon**		**SECN+**	**W, 12-6 (8)**
18	**McNeese**		**SECN+**	**Canceled**
21	**Cal Poly**		**SECN+**	**W, 6-1**
22	**Cal Poly**		**SECN+**	**W, 4-3**
23	**Cal Poly**		**SECN+**	**L, 2-3**
25	**Texas State**		**SECN+**	**L, 3-7**
28	Arizona	%	Space City	L, 2-3
MARCH (5-3)				
1	vs. Oklahoma State	%	Space City (Alt)	L, 0-4
2	vs. Rice	%	Space City	W, 14-4 (7)
4	**UTSA**		**SECN+**	**L, 4-7**
5	**Texas Southern**		**SECN+**	**W, 6-2**
7	**New Mexico State**		**SECN+**	**W, 19-0 (7)**
8	**New Mexico State**		**SECN+**	**W, 7-1**
9	**New Mexico State**		**SECN+**	**L, 1-4**
11	**Prairie View A&M**		**SECN+**	**W, 14-0 (7)**
14	**No. 17 Alabama**		**SECN+**	**6 PM**
15	**No. 17 Alabama**		**SECN+**	**2 PM**
16	**No. 17 Alabama**		**SECN**	**4 PM**
18	**A&M-Corpus Christi**		**SECN+**	**6 PM**
20	at Vanderbilt		SECN	6 PM
21	at Vanderbilt		SECN+	6 PM
22	at Vanderbilt		SECN+	2 PM
25	**HCU**		**SECN+**	**6 PM**
28	**Kentucky**		**SECN+**	**6 PM**
29	**Kentucky**		**SECN+**	**2 PM**
30	**Kentucky**		**SECN+**	**1 PM**
APRIL (0-0)				
1	**UIW**		**SECN+**	**6 PM**
4	at Tennessee		ESPNU	6 PM
5	at Tennessee		SECN+	5 PM
6	at Tennessee		ESPN2	2 PM
8	at Sam Houston		ESPN+	6 PM
10	**South Carolina**		**ESPNU**	**7 PM**
11	**South Carolina**		**SECN+**	**6 PM**
12	**South Carolina**		**SECN+**	**2 PM**
15	**Tarleton**		**SECN+**	**6 PM**
17	at Arkansas		SECN+	6:30 PM
18	at Arkansas		SECN+	6:30 PM
19	at Arkansas		SECN+	4 PM
22	**Sam Houston**		**SECN+**	**6 PM**
25	at Texas		SECN	7 PM
26	at Texas		ESPN2	3 PM
27	at Texas		ESPN2	3 PM
29	**Lamar**		**SECN+**	**6 PM**
MAY (0-0)				
2	**LSU**		**SECN+**	**6 PM**
3	**LSU**		**SECN+**	**2 PM**
4	**LSU**		**SECN+**	**1 PM**
6	at Houston		ESPN+	6:30 PM
9	**Missouri**		**SECN+**	**6 PM**
10	**Missouri**		**SECN+**	**2 PM**
11	**Missouri**		**SECN+**	**1 PM**
15	at Georgia		SECN+	5 PM
16	at Georgia		SECN+	5 PM
17	at Georgia		SECN+	1 PM
20-25	SEC Tournament^			

All times are Central and subject to change
BOLD - Home game at Blue Bell Park
* - SEC Games
% - Astros Foundation College Classic - Daikin Park - Houston, Texas
^ - Hoover Metropolitan Stadium (Hoover, Ala.)

TEXAS A&M AGGIES

RANKINGS
D1: 19
BA: 21
NCBWA: 15
PG: 16
COACHES: 21
RPI: 138

2025 Record	10-6
SEC Record	0-0
Home	9-4
Away	0-0
Neutral	1-2
Streak	W1
Head Coach	Michael Earley
Season	1st
Record at TAMU	10-6
2024 Record	53-15

ALABAMA CRIMSON TIDE

RANKINGS
D1: 17
BA: 16
NCBWA: 20
PG: 22
COACHES: 16
RPI: 15

2025 Record	17-1
SEC Record	0-0
Home	12-1
Away	2-0
Neutral	3-0
Streak	W1
Head Coach	Rob Vaughn
Season	2nd
Record at School	50-25
2024 Record	33-24

PROJECTED PITCHING MATCHUPS

			W-L	APP-GS	ERA	IP	SO	BB	NOTABLES
FRIDAY									
A&M	LHP	Ryan Prager	2-0	4-4	0.39	23.1	27	8	Threw his second career complete game shutout last time out
ALA	LHP	Zane Adams	3-0	4-4	3.44	18.1	22	8	
SATURDAY									
A&M	LHP	Justin Lamkin	1-1	4-4	2.28	23.2	33	5	Has recorded three straight quality starts
ALA	RHP	Riley Quick	4-0	4-4	1.76	15.1	14	4	
SUNDAY									
A&M	LHP	Myles Patton	2-1	4-4	2.28	23.2	27	3	Has logged a quality start in two of his last three outings
ALA	RHP	Bobby Alcock	2-0	4-4	5.54	13.0	17	3	

PROJECTED STARTING LINEUP

NO.	PLAYER	POS	YR	B/T	BA	HR	RBI	H	2B	3B	SB/A	NOTABLES
2	Jacob Galloway	C	Jr.	L/R	.263	1	7	10	2	0	2/4	Has registered a hit in three of the last four games
4	Gavin Kash	1B	Sr.	L/R	.250	2	12	13	5	0	0/0	Has totaled a hit in five of the last seven games
5	Sawyer Farr	2B	Fr.	R/R	.242	0	0	8	0	1	1/1	Has recorded a hit in five of the last six games
8	Wyatt Henseler	3B	Sr.	R/R	.357	4	11	20	6	0	2/2	Has reached base safely in 13 straight games
6	Kaeden Kent	SS	Jr.	L/R	.310	6	19	18	3	1	0/0	Has registered an extra-base hit in six of the last seven games
3	Terrence Kiel II	LF	Fr.	R/R	.420	0	11	21	3	0	6/7	Has tallied a hit in seven straight games
17	Jace LaViolette	CF	Jr.	L/L	.241	5	20	13	2	0	3/3	Leads the team with six multi-RBI games
1	Jamal George	RF	Jr.	R/R	.182	0	2	4	1	0	1/1	Has made five straight starts in right
12	Hayden Schott	DH	Gr.	L/R	.241	2	15	14	0	0	0/0	Has reached base safely in seven straight games

LEADING OFF
The Texas A&M baseball team turns the page to SEC play as they welcome Alabama to Olsen Field at Blue Bell Park for a three-game set.

The Aggies enter the weekend with wins in four of the last five contests. The Maroon & White are coming off a 14-0 shutout victory over Prairie View A&M on Tuesday.

FACING THE CRIMSON TIDE
Friday's series opener marks the 38th meeting all-time between the Aggies and Crimson Tide.

Texas A&M leads the series 22-15 after claiming two of three on the road a season ago against Alabama. The two clubs have split the last 10 meetings.

WEEKEND ROTATION
The Aggies will send the left-handed trio of Ryan Prager, Justin Lamkin and Myles Patton to the mound this weekend.

The trio has been dominant this season, combining for a 1.66 ERA and 87 strikeouts in 70.2 innings of work.

Lamkin leads the group with three quality starts and enters the weekend five strikeouts shy of becoming the 22nd member of the 200-K Club at Texas A&M.

FRIDAY NIGHT ACE
Ryan Prager will toe the rubber on Friday night for Texas A&M. Through 23.1 innings of work this season, the left-hander has allowed only one run and limited opponents to a .138 batting average.

On the season, Prager has compiled a 2-0 record to go along with a 0.39 ERA and 27 strikeouts. In his last 13 home starts, Prager holds a 8-0 record, 1.57 ERA and 92 strikeouts in 74.1 innings of work. During the stretch, the lefty owns a strikeouts per nine mark of 11.1 and has allowed only 16 walks.

In his last outing, Prager threw his second career complete game shutout after tossing seven scoreless frames in a 19-0 win over New Mexico State. The redshirt junior also became the 21st player in program history to record 200 career strikeouts in the victory.

DOMINANCE ON THE MOUND
The Aggie arms have led the way for the Maroon & White through the first 16 games of the season.

Texas A&M ranks ninth nationally in ERA with a 2.87 mark and also sits 16th in walks allowed per nine (3.13) and 18th in WHIP (1.16).

WEATHER FORECAST

FRIDAY, MARCH 14	SATURDAY, MARCH 15	SUNDAY, MARCH 16
6:00 PM	2:00 PM	4:00 PM
H: 86	H: 77	H: 73
L: 62	L: 58	L: 47

UNIVERSITY INFORMATION

SCHOOL	Texas A&M University
LOCATION	Bryan-College Station, Texas
FOUNDED	1872 (opened 1876)
ENROLLMENT	79,105 (Fall '24)
CONFERENCE	SEC
COLORS	Maroon & White
NICKNAME	Aggies
PRESIDENT	General (Ret.) Mark A. Welsh III
DIRECTOR OF ATHLETICS	Trev Alberts

COACHING STAFF

HEAD COACH	Michael Earley
ALMA MATER	Indiana '10 | Anderson '15
CAREER RECORD	10-6 (1st season)
RECORD AT A&M	10-6 (1st season)
ASSOCIATE HEAD COACH	Jason Kelly (1st season)
ALMA MATER	Missouri Valley '03
ASSISTANT COACH	Caleb Longley (1st season)
ALMA MATER	East Tennessee State '18
ASSISTANT COACH	Will Fox (1st season)
ALMA MATER	McNeese '18
DIR. OF BASEBALL OPERATIONS	Jason Hutchins (27th season)
ALMA MATER	Texas A&M '98
BEST TIME TO CONTACT	mornings (contact SID)

TEAM INFORMATION

2024 RECORD	53-15
2024 SEC RECORD (FINISH)	19-11 (2nd West/4th Overall)
2024 POSTSEASON	College World Series Finals
2024 FINAL RANKINGS	
D1BASEBALL.com:	2
BASEBALL AMERICA:	2
NCBWA:	2
Perfect Game:	2
USA TODAY:	2
HOME RECORD	37-3
AWAY RECORD	9-8
NEUTRAL RECORD	7-4
RETURNERS/LOST	20/24
POSITION STARTERS RETURNING/LOST	5/4
PITCHERS RETURNING/LOST	14/11
NEWCOMERS	23
FOUR-YEAR TRANSFERS	9
JUCO TRANSFERS	2
HIGH SCHOOL	12

BLUE BELL PARK INFORMATION

NAME	Olsen Field at Blue Bell Park
CAPACITY	6,100
OPENED	March 21, 1978 (47th season) renovated for 2012 season
ALL-TIME RECORD	1,256-409-5 (.754)
DIMENSIONS	
LEFT/RIGHT FIELDS	330
GAPS	375
CENTER FIELD	400
FENCE HEIGHT	8 feet
SURFACE	Grass (Tifway Bermuda)
TICKET OFFICE	(979) 845-2311 or 1-888-99-AGGIE

TEAM HISTORY

ALL-TIME RECORD	2,923-1,626-43 (.641)
ALL-TIME CONFERENCE RECORD	1,199-875-8 (.578)
NCAA TOURNAMENT APPEARANCES	38
NCAA REGIONAL CHAMPIONSHIPS	11
NCAA SUPER REGIONAL APPEARANCES	10
COLLEGE WORLD SERIES APPEARANCES	8
CONFERENCE CHAMPIONSHIPS	24
WINNING SEASONS	96
MOST WINS	58 (1989)
30-PLUS WIN SEASONS	47
40-PLUS WIN SEASONS	26
50-PLUS WIN SEASONS	6

HITTING

.268	Avg.	.343
.420 (Kiel)	Top Hitter	.406 (Hodo)
114	Runs	197
19 (Kent)	Runs Leader	29 (Hodo)
134	Hits	208
21 (Henseler)	Hits Leader	27 (Lebron & Snell)
23	Home Runs	38
6 (Kent)	Home Run Leader	11 (Lebron)
20 (LaViolette)	RBI Leader	43 (Williams)
81	Walks	131
16 (LaViolette)	Walks Leader	19 (Bonomolo)
16/19	SB/Att.	27/30
6/7 (Kiel)	SB Leader	9/10 (Fowler)

PITCHING

2.87	ERA	3.45
0.39 (Prager)	Top Starter	1.76 (Quick)
135.0	Innings Pitched	154.0
23.2 (Lamkin & Patton)	IP Leader	18.1 (Adams)
43	Earned Runs	59
148	Strikeouts	167
33 (Lamkin)	Strikeout Leader	22 (Adams)
47	Walks	65
8 (Prager)	Most Walks	8 (Adams)
110	Hits	116
22 (Lamkin)	Most Hits Allowed	15 (Two Tied)

TEXAS A&M BASEBALL MEDIA INFORMATION

INTERVIEW POLICY

All interview requests must be made through Kyle Stafford (kstafford@athletics.tamu.edu) with at least a 24-hour notice. On game days, interviews will be conducted approximately 10 minutes after the conclusion of the game and will be coordinated by the Media Relations department.

CREDENTIALS

Media and photo credentials should be requested at least two days prior to game day by contacting Kyle Stafford at kstafford@athletics.tamu.edu. Media seating is limited, so credentials will be issued according to Texas A&M and the SEC credential guidelines, which can be found at 12thMan.com/media. Admittance to media areas is limited to working media only. No children or other non-media members will be admitted to the working media areas.

PHOTO WELLS

Photo wells are located down the first and third base lines at Blue Bell Park. Space is extremely limited in these areas and are first come, first serve. Photographers must not cross the yellow line in the wells during game action and are not allowed on the playing surface. Pre and postgame, photographers are allowed to step on to the warning track but are not allowed to stand in front of the Texas A&M dugout.

MEDIA PARKING

Media parking is extremely limited and will be made avaliable on a first-come, first-serve basis. Parking will be available by **ARRANGING IN ADVANCE ONLY** in Lot 100g, which is located on the southeast corner of Reed Arena (arena lot closest to Blue Bell Park). It is wise to arrive as early as possible to ensure obtaining a parking space. **You must contact the Media Relations office in advance** to obtain parking passes and avoid being charged to park.

RADIO

Outlets wishing to broadcast games at Blue Bell Park should contact the Media Relations office no later than one week prior to gameday.

PHOTO/VIDEO

Contact Kyle Stafford (kstafford@athletics.tamu.edu) to request high-resolution digital images or video of Texas A&M's coaches and players.

SOUTHEASTERN CONFERENCE

Ben Beaty (bbeaty@sec.org), Assistant Director of Communications, will serve as the media contact for SEC baseball. The SEC office address is 2201 Richard Arrington Boulevard North, Birmingham, AL 35203. The telephone number is (205) 458-3000. The SEC website is www.SECSports.com.

POWER AT THE TOP
Since moving into the leadoff spot on Feb. 25, Kaeden Kent has been electric for the Aggies, batting .308 to go along with a triple, three doubles and five homers.

Over his last seven games, Kent has left the yard four times as the junior leads the squad with six homers on the season.

ALL HAIL LORD TUBBINGTON
Jace LaViolette anchors a deep Texas A&M lineup after being named the Preseason National Player of the Year by Baseball America and Perfect Game.

The junior has tallied five homers, 20 RBI and 16 walks through the first 15 contests. Entering the weekend, the left-handed slugger sits two home runs away from breaking Daylan Holt's program record of 56.

In addition to the home runs, LaViolette continues to climb the ranks for career walks as the junior sits third all-time in program history with 128. LaViolette also ranks seventh in school history with 161 RBI.

ROOKIE SENSATION
After being thrust into a starting role due to injury, Terrence Kiel II has become a rookie sensation for the Aggies.

The freshman has started 14 of the 16 games he has played in and leads the team with .420 average and six stolen bases on the year. Kiel has also drove in 11 RBI and doubled three times.

OFFENSIVE FIREPOWER
The Aggies boast one of the most powerful lineups in all of college baseball as the position players, both returners and newcomers, combined for 155 long balls in 2024.

Wyatt Henseler and Jace LaViolette lead the power surge with 58 and 55 career homers, respectively. The duo's numbers rank first and third among active players nationally.

Henseler came to the Aggies in the offseason via Penn, where he became the Ivy League record holder for career home runs. The senior was also named the Unanimous Ivy League Player of the Year in 2024.

Through 16 games this season, Henseler has bashed four homers and plated 11 runs to go along with a .357 average.

RELIABLE RIGHTY
One of the most reliable arms in the country resides in the Texas A&M bullpen in Brad Rudis.

Through eight appearances this season, which leads the SEC, the right-hander holds a 1.86 ERA and has limited opponents to a .182 batting average.

In his four-year Texas A&M career, Rudis has compiled a 14-0 record in 74 appearances.

SCHOTT NAMED NO. 12
Graduate Hayden Schott has been bestowed the honor of wearing No. 12 for the 2025 season.

Schott took Aggieland by storm during his first season in the Maroon & White, quickly becoming an immediate fan favorite. The Newport Beach, Calif., native's personality and on-field play has been vital to Texas A&M's success and made him an easy choice to wear No. 12 during the first year of the Michael Earley era.

Schott also brings a wealth of playing experience to the Aggie locker room as the graduate is entering his seventh season of college baseball.

AGGIES IN THE POLLS
Following a 3-2 week, the Aggies checked in at No. 15 (NCBWA), 16 (Perfect Game), 19 (D1Baseball), 21 (Baseball America) and 21 (USA Today) in the five major polls.

The Maroon & White opened the season as the unanimous No. 1 team for the first time in program history.

Texas A&M was the first SEC team to be named a unanimous preseason No. 1 since the 2023 LSU Tigers, who went on to claim the national title.

WINNING TRADITION
The Maroon & White posted their 18th consecutive winning season in 2024. Texas A&M has now logged a winning campaign in 62 of the last 64 seasons.

The Aggies also earned their 38th NCAA Tournament appearance in 2024, which is tied for the 11th most nationally.

RELOADING WITH THE PORTAL
Following his hire, head coach Michael Earley pieced together one of the top transfer classes in the country, highlighted by the addition of Penn transfer Wyatt Hensler.

Henseler, the 2024 unanimous Ivy League Player of the Year, owns four different Ivy League records and rewrote the Penn record book. The Maroon & White also welcomed six more Baseball America Top 100 transfers in left-hander Myles Patton, outfielder Gavin Kash, catchers Bear Harrison and Jacob Galloway, right-hander Grant Cunningham and utility man Jamal George.

BUILDING FOR THE FUTURE
While the Aggies have plenty of veteran talent on the squad, the Maroon & White also landed five of Baseball America's Top 500 Freshmen led by Sawyer Farr (No. 76) and Terrence Kiel II (No. 133).

Texas A&M also brought in right-hander Gavin Lyons, who's funky delivery could allow him to contribute right away.

QUARTET OF PRESEASON ALL-AMERICANS
The Maroon & White received plenty of preseason accolades incldiuing All-America honors for Gavin Grahovac, Wyatt Henseler, Jace LaViolette and Ryan Prager.

LaViolette and Prager were unanimous preseason First Team All-Americans, becoming the first Aggie duo to accomplish the feat.

Grahovac garnered preseason All-America honors from three different publications, while Henseler earned recognition from D1Baseball and the NCBWA.

PRESEASON SEC HONORS AND POLL
The Aggies entered the 2025 campaign as the favorites to win the SEC title after earning 10 of the 16 first place votes in the conference preseason poll. Tennessee was predicted to finish second, followed by Arkansas in third, LSU fourth and Florida fifth.

Texas A&M also picked up a league-high tying six All-SEC selections. Gavin Grahovac (3B), Jace LaViolette (OF), Ryan Prager (SP) and Hayden Schott (DH) represented the Aggies on the first team, while Wyatt Henseler (2B) and Caden Sorrell (OF) landed on the second team.

ROWDY CROWD
The Maroon & White have welcomed 73,736 fans into Blue Bell Park this season, which ranks eighth nationally.

LONE STAR GUNSLINGERS
The Aggies boast 18 pitchers drafted in the first 5 rounds of the MLB Draft from 2015-2024. The tally is twice as many as the closest school in Texas (TCU - 9). Texas A&M pitchers selected in the first 5 rounds include A.J. Minter (2nd - 2015), Grayson Long (3rd - 2015), Jace Vines (4th - 2016), Ryan Hendrix (5th - 2016), Mark Ecker (5th - 2016), Corbin Martin (2nd - 2017), Brigham Hill (5th - 2017), Mitchell Kilkenny (2nd - 2018), Nolan Hoffman (5th - 2018), John Doxakis (2nd - 2019), Kasey Kalich (4th - 2019), Asa Lacy (1st - 2020), Christian Roa (2nd -2020), Dustin Saenz (4th - 2021), Bryce Miller (4th - 2021), Nathan Dettmer (5th - 2023), Chris Cortez (2nd - 2024) and Ryan Prager (3rd - 2024).

PITCHERS SELECTED IN ROUNDS 1-5 AMONG TEXAS SCHOOLS (2015-23)

1.	Texas A&M	18
2.	TCU	9
3.	Dallas Baptist	8
4.	Texas	5

AGGIES IN THE PROS
The Aggies have a rich tradition of producing professional talent as 64 former players have went on to play in the MLB. Currently, Texas A&M has 13 players on Spring Training rosters in Chris Cortez (Angels), Brandyn Garcia (Mariners), Michael Helman (Cardinals), Nolan Hoffman (Rangers), Stephen Kolek (Padres), Corbin Martin (Orioles), Bryce Miller (Mariners), A.J. Minter (Mets), Braden Montgomery (White Sox), Christian Roa (Marlins), Braden Shewmake (Yankees), Ross Stripling (Royals) and Michael Wacha (Royals).

AGGIES IN SPRING BREAKOUT EVENT
The Aggies will be represented by five former players in Chris Cortez (Angels), Brandyn Garcia (Mariners), Will Johnston (Athletics), Braden Montgomery (White Sox) and Dustin Saenz (Nationals) in the 2025 MLB Spring Breakout event.

Montgomery is the highest ranked Aggie among the MLB Pipeline's Top 100 Prospects, checking in at No. 54. Cortez (No. 8), Garcia (No. 16) and Johnston (No. 23) are ranked among their respective club's Top 30 prospects list.

AGGIE PRESEASON HONORS

GAVIN GRAHOVAC
- Golden Spikes Award Preseason Watch List
- Preseason All-America Second Team (D1Baseball)
- Preseason All-America Second Team (NCBWA)
- Preseason All-America Third Team (Perfect Game)
- Preseason First Team All-SEC

WYATT HENSELER
- Bobby Bragan National Collegiate Slugger Award Watch List
- Preseason All-America Second Team (D1Baseball)
- Preseason All-America Second Team (NCBWA)
- Preseason Second Team All-SEC

JACE LAVIOLETTE
- Golden Spikes Award Preseason Watch List
- Bobby Bragan National Collegiate Slugger Award Watch List
- Preseason Player of the Year (Baseball America)
- Preseason Player of the Year (Perfect Game)
- Preseason SEC Player of the Year (Baseball America)
- Preseason SEC Player of the Year (Perfect Game)
- Preseason All-America First Team (Baseball America)
- Preseason All-America First Team (D1Baseball)
- Preseason All-America First Team (NCBWA)
- Preseason All-America First Team (Perfect Game)
- Preseason First Team All-SEC
- Preseason All-SEC (Perfect Game)
- No. 1 Collegiate Prospect (MLB Pipeline)
- No. 2 Overall Prospect for the 2025 MLB Draft (MLB Pipeline)

RYAN PRAGER
- Golden Spikes Award Preseason Watch List
- Preseason All-America First Team (Baseball America)
- Preseason All-America First Team (D1Baseball)
- Preseason All-America First Team (NCBWA)
- Preseason All-America First Team (Perfect Game)
- Preseason SEC Pitcher of the Year (D1Baseball)
- Preseason First Team All-SEC
- Preseason All-SEC (Perfect Game)
- No. 70 Overall Prospect for the 2025 MLB Draft (MLB Pipeline)

HAYDEN SCHOTT
- Preseason First Team All-SEC

CADEN SORRELL
- Preseason Second Team All-SEC

SERIES HISTORY

Alabama (22-15)
Home 10-8 | Away 10-7 | Neutral/Unknown 2-0

PREVIOUS 10 MEETINGS (5-5)

Date	Location	Result	A&M	Opp
4/20/24	Away	L	9	10
4/19/24	Away	W	18	9
4/19/24	Away	W	10	5
5/14/23	Home	L	0	11
5/13/23	Home	L	1	12
5/12/23	Home	W	11	5
5/27/22	Neutral	W	12	8
4/3/22	Away	L	4	8
4/2/22	Away	L	9	10
4/1/22	Away	W	3	2

PROJECTED WEEKEND ROTATION



RYAN PRAGER
GAME 1

Record: 2-0
ERA: 0.39
WHIP: 0.81
K/9: 10.4
BB/9: 3.1
QS: 2

6-3 | 200 | LHP
Dallas, Texas (Hillcrest HS)

2025 GAME LOG

Date	Opponent	DEC	IP	H	R	ER	HR	BB	K	BF	NP	QS
2/14	Elon	ND	5.0	1	0	0	0	2	8	18	84	-
2/21	Cal Poly	W	5.0	4	0	0	0	2	2	23	84	-
2/28	vs. Arizona	ND	6.1	3	1	1	1	2	10	23	100	1
3/7	New Meixco St.	W	7.0	3	0	0	0	2	7	26	89	2

CAREER STATS

Year	W-L	ERA	APP/GS	SV	IP	H	R	ER	BB	SO
2022	1-4	5.16	18/16	0	59.1	61	41	34	25	53
2023	Redshirt Season									
2024	9-1	2.95	19/19	0	97.2	83	36	32	20	124
2025	2-0	0.39	4/4	0	23.1	11	1	1	8	27
Career	**12-5**	**3.34**	**41/39**	**0**	**180.1**	**155**	**78**	**67**	**53**	**204**

2025 RUNS ALLOWED PER INNING

Inning	1	2	3	4	5	6	7	8	9
Runs	0	0	0	0	0	1	0	0	0

2025 RUN SUPPORT

Runs Scored	1	2	3	4	5	6	7	8	9+
Games	4	4	3	8	5	5	1	1	0

Prager W-L: 2-0
Team W-L: 3-1

SEASON/CAREER HIGHS

7.0 vs. New Mexico State (3/7)	Innings Pitched	7.0 (4x) vs. New Mexico State (3/7)
1 vs. Arizona (2/28)	Runs Allowed	6 (4x) vs. Oregon (6/8/24)
1 vs. Arizona (2/28)	Earned Runs Allowed	6 (3x) vs. Oregon (6/8/24)
4 vs. Cal Poly (2/21)	Hits Allowed	8 vs. No. 1 Tennessee (6/22/24)
2 (4x) vs. New Mexico State (3/7)	Walks Allowed	4 vs. Texas (6/2/24)
10 vs. Arizona (2/28)	Strikeouts	13 vs. Rhode Island (3/8/24)



JUSTIN LAMKIN
GAME 2

Record: 1-1
ERA: 2.28
WHIP: 1.14
K/9: 12.5
BB/9: 1.9
QS: 3

6-4 | 210 | LHP
Corpus Christi, Texas (Calallen HS)

2025 GAME LOG

Date	Opponent	DEC	IP	H	R	ER	HR	BB	K	BF	NP	QS
2/15	Elon	ND	4.0	6	3	3	0	2	9	20	89	-
2/22	Cal Poly	ND	6.0	2	1	0	0	3	4	24	101	1
3/1	vs. Oklahoma State	L	6.2	6	4	2	1	0	10	28	99	2
3/8	New Mexico St.	W	7.0	8	1	1	0	0	10	31	96	3

CAREER STATS

Year	W-L	ERA	APP/GS	SV	IP	H	R	ER	BB	SO
2023	3-3	5.92	19/10	1	59.1	48	41	39	32	74
2024	3-3	5.21	19/16	0	65.2	64	38	38	22	88
2025	1-1	2.28	4/4	0	23.2	22	9	6	5	33
Career	**7-7**	**5.02**	**42/30**	**1**	**148.2**	**134**	**88**	**83**	**59**	**195**

2025 RUNS ALLOWED PER INNING

Inning	1	2	3	4	5	6	7	8	9
Runs	2	1	2	2	1	1	0	0	0

2025 RUN SUPPORT

Runs Scored	1	2	3	4	5	6	7	8	9+
Games	3	0	6	5	4	6	3	0	0

Lamkin W-L: 1-1
Team W-L: 3-1

SEASON/CAREER HIGHS

7.0 vs. New Mexico State (3/8)	Innings Pitched	7.1 vs. No. 21 Miss. St. (3/23/24)
4 vs. Oklahoma State (3/1)	Runs Allowed	7 at Auburn (4/7/23)
3 vs. Elon (2/15)	Earned Runs Allowed	7 at Auburn (4/7/23)
8 vs. New Mexico State (3/8)	Hits Allowed	9 vs. No. 21 Auburn (3/30/24)
3 vs. Cal Poly (2/22)	Walks Allowed	4 (2x) at Stanford (6/3/23)
10 (2x) vs. New Mexico State (3/8)	Strikeouts	12 vs. No. 21 Miss. St. (3/23/24)



MYLES PATTON
GAME 3

Record: 2-1
ERA: 2.28
WHIP: 0.72
K/9: 10.3
BB/9: 1.1
QS: 2

6-3 | 205 | LHP
Long Beach, Calif. (Long Beach St.)

2025 GAME LOG

Date	Opponent	DEC	IP	H	R	ER	HR	BB	K	BF	NP	QS
2/16	Elon	W	5.0	4	1	1	0	0	8	19	73	-
2/23	Cal Poly	ND	7.0	4	0	0	0	1	8	26	92	1
3/2	vs. Rice	W	5.0	4	3	3	1	1	7	22	80	-
3/9	New Mexico St.	L	6.2	2	2	2	1	1	4	23	93	2

CAREER STATS

Year	W-L	ERA	APP/GS	SV	IP	H	R	ER	BB	SO
2023*	3-4	6.18	13/8	0	39.1	59	30	27	6	37
2024*	4-3	3.26	11/11	0	66.1	52	29	24	24	85
2025	2-1	2.28	4/4	0	23.2	14	6	6	3	27
Career	**9-8**	**3.97**	**28/23**	**0**	**129.1**	**125**	**65**	**57**	**33**	**149**

*Stats at Long Beach State

2025 RUNS ALLOWED PER INNING

Inning	1	2	3	4	5	6	7	8	9
Runs	2	1	0	1	1	0	1	0	0

2025 RUN SUPPORT

Runs Scored	1	2	3	4	5	6	7	8	9+
Games	2	0	5	4	9	6	3	0	0

Patton W-L: 2-1
Team W-L: 2-2

SEASON/CAREER HIGHS

7.0 vs. Cal Poly (2/23)	Innings Pitched	7.0 (4x) vs. Cal Poly (2/23/25)
3 vs. Rice (3/2)	Runs Allowed	6 at UC Santa Barbara (3/15/24)
3 vs. Rice (3/2)	Earned Runs Allowed	6 at UC Santa Barbara (3/15/24)
4 (3x) vs. Rice (3/2)	Hits Allowed	7 (4x) at CSUN (4/12/24)
1 (2x) vs. Rice (3/2)	Walks Allowed	4 (3x) at Michigan (3/1/24)
8 (2x) vs. Cal Poly (2/23)	Strikeouts	13 vs. Milwaukee (3/1/24)

2025 TEXAS A&M AGGIE BASEBALL ROSTER

NO.	NAME	POS.	CL	HT.	WT.	B/T	HOMETOWN / HIGH SCHOOL / PEVIOUS SCHOOL
1	Jamal George	UTIL	Jr.	5-11	185	R/R	Trujillo, P.R. / International Baseball Academy / Alabama State
2	Jacob Galloway	C	Jr.	5-9	180	L/R	Camarillo, Calif. / Harvard Westlake / USC
3	Terrence Kiel II	INF/OF	Fr.	6-1	185	R/R	Atlanta, Ga. / Pace Academy
4	Gavin Kash	INF/OF	Sr.	6-3	215	L/R	Sour Lake, Texas / Monsignor Kelly Catholic / Texas Tech
5	Sawyer Farr	INF	Fr.	6-4	190	S/R	Fort Worth, Texas / Boswell
6	Kaeden Kent	INF	Jr.	6-2	200	L/R	Austin, Texas / Lake Travis
8	Wyatt Henseler	INF	Gr.	6-1	215	R/R	Emmaus, Penn. / Emmaus / Penn
9	Gavin Grahovac	INF/OF	So.	6-2	220	R/R	Orange, Calif. / Villa Park
10	Ben Royo	INF	Jr.	6-2	200	R/R	Corpus Christi, Texas / Veterans / Rice
12	Hayden Schott	OF	Gr.	6-2	220	L/R	Newport Beach, Calif. / Culver Military Academy / Columbia
13	Caden Sorrell	OF	So.	6-3	205	L/L	Highland Village, Texas / Flower Mound Marcus
14	Isaac Morton	RHP	So.	6-3	190	R/R	Blaine, Minn. / Spring Lake Park
15	Matt Bergevin	INF	Gr.	6-4	250	R/R	Tempe, Ariz. / Marcos De Niza / Fairfield
16	Bear Harrison	C	So.	6-3	230	R/R	Danville, Calif. / De La Salle / Saint Mary's
17	Jace LaViolette	OF	Jr.	6-6	230	L/L	Katy, Texas / Tompkins
18	Ryan Prager	LHP	R-Jr.	6-3	200	L/L	Dallas, Texas / Hillcrest
19	Troy Wansing	LHP	R-Jr.	6-4	225	L/L	Kansas City, Mo. / Staley HS / Purdue
20	Aiden Sims	RHP	Fr.	6-2	180	L/R	Forney, Texas / Forney
21	Weston Moss	RHP	So.	6-4	190	R/R	Spring, Texas / Montgomery Lake Creek
23	Myles Patton	LHP	Jr.	6-3	205	L/L	Long Beach, Calif. / Millikan / Long Beach State
25	Clayton Freshcorn	RHP	So.	6-0	180	R/R	Waller, Texas / Waller / McLennan College
27	Gavin Lyons	RHP	Fr.	6-3	200	R/R	Guilford, Conn. / Hamden Hall
28	Caden McCoy	LHP	Fr.	6-3	220	R/L	Bloomington, Ind. / Bloomington North
30	Kaiden Wilson	LHP	So.	6-2	200	L/L	Raymore, Mo. / Raymore-Peculiar
31	Grant Cunningham	RHP	Jr.	6-3	225	R/R	Seattle, Wash. / Seattle Prep / Washington
32	Brad Rudis	RHP	Sr.	6-0	195	R/R	Madisonville, Texas / Madisonville
33	Justin Lamkin	LHP	Jr.	6-4	210	R/R	Corpus Christi, Texas / Calallen
34	Josh Stewart	RHP	Sr.	6-2	195	R/R	Georgetown, Texas / St. Dominic Savio Catholic HS / Texas
35	Sam Erickson	OF	Fr.	6-1	215	R/L	Flower Mound, Texas / Flower Mound
37	Ty Baker	RHP	R-Fr.	6-4	230	R/R	Houston, Texas / Second Baptist Academy
38	Shane Sdao	LHP	Jr.	6-2	170	L/L	Montgomery, Texas / Lake Creek HS
39	Houston Tomlinson	RHP	Fr.	6-1	180	R/R	Spring, Texas / Grand Oaks
40	Blayne Lyne	RHP	Fr.	6-6	205	R/R	Corpus Christi, Texas / London
41	Jackson Brasseux	LHP	R-Fr.	6-1	190	L/L	Paris, Texas / North Lamar
44	Luke Jackson	RHP	R-So.	6-2	190	R/R	Austin, Texas / Lake Travis
45	Nathan Tobin	OF	Fr.	5-11	190	L/R	Haslet, Texas / VR Eaton
46	Blake Binderup	INF	R-So.	6-6	230	R/R	College Station, Texas / College Station
47	Hayden Crites	C	Fr.	6-0	200	S/R	Bridgeport, Texas / Bridgeport
48	Marco Jones	INF/OF	Fr.	6-5	245	R/R	Dublin, Calif / San Ramon Valley
49	Austin Vargas	LHP	R-Fr.	6-8	235	L/L	Brookshire, Texas / Fulshear
51	Rylan Hill	LHP	Fr.	6-3	200	L/L	Bryan, Texas / Bryan
62	Peyton Smith	RHP	Jr.	6-4	225	R/R	Springfield, Tenn. / East Robertson / Dallas Baptist
99	Kyrin LeBlanc	RHP	Jr.	6-3	215	R/R	St. Martinville, La. / St. Martinville Senior / Cisco College

NO.	NAME		YR. AT A&M
11	Michael Earley	Head Coach	1st season
43	Jason Kelly	Associate Head Coach	1st season
77	Caleb Longley	Assistant Coach	1st season
0	Will Fox	Assistant Coach	6th season
66	Troy Claunch	Graduate Assistant	1st season
24	Jason Hutchins	Director of Baseball Operations	27th season
22	Jace Hutchins	Director of Program & Pitching Development	1st season
	Jack Mahala	Director of Player Development & Analytics	2nd season
	Kalie Swain	Senior Associate Athletic Trainer	2nd season
	Jeremy McMillan	Head Strength & Conditioning Coach	14th season
	Roman Gomez	Assistant Strength & Conditoning Coach	3rd season

ROSTER BREAKDOWN

CATCHERS

NO.	NAME
2	Jacob Galloway
16	Bear Harrison
47	Hayden Crites

INFIELDERS

NO.	NAME
1	Jamal George
3	Terrence Kiel II
4	Gavin Kash
5	Sawyer Farr
6	Kaeden Kent
8	Wyatt Henseler
9	Gavin Grahovac
10	Ben Royo
15	Matt Bergevin
46	Blake Binderup
48	Marco Jones

OUTFIELDERS

NO.	NAME
3	Terrence Kiel II
4	Gavin Kash
9	Gavin Grahovac
12	Hayden Schott
13	Caden Sorrell
17	Jace LaViolette
35	Sam Erickson
45	Nathan Tobin
48	Marco Jones

UTILITY

NO.	NAME
1	Jamal George

RIGHT-HANDERS

NO.	NAME
14	Isaac Morton
20	Aiden Sims
21	Weston Moss
25	Clayton Freshcorn
27	Gavin Lyons
31	Grant Cunningham
32	Brad Rudis
34	Josh Stewart
37	Ty Baker
39	Houston Tomlinson
40	Blayne Lyne
44	Luke Jackson
62	Peyton Smith
99	Kyrin LeBlanc

LEFT-HANDERS

NO.	NAME
18	Ryan Prager
19	Troy Wansing
23	Myles Patton
28	Caden McCoy
30	Kaiden Wilson
33	Justin Lamkin
38	Shane Sdao
41	Jackson Brasseux
49	Austin Vargas
51	Rylan Hill

PRONUNCIATION GUIDE

NAME	
#1 Jamal George	Ya-mal
#4 Terrance Kiel	Kill
#6 Kaeden Kent	K-den
#9 Gavin Grahovac	Gra-HO-vac
#12 Hayden Schott	Shot
#13 Caden Sorrell	Sur-rell
#15 Matt Bergevin	BUR-juh-vin
#17Jace LaViolette	LAHV-yuh-let
#18 Ryan Prager	PRAY-gur
#19 Troy Wansing	Wan-sing
#32 Brad Rudis	Rude-iss
#38 Shane Sdao	Suh-DAY-oh
#40 Blayne Lyne	Line
#41 Jackson Brasseux	Brew-SO
#46 Blake Binderup	Bender-UP
#52 Hayden Crites	Cry-tes



MICHAEL EARLEY

HEAD COACH
INDIANA '10
ANDERSON '15

1ST SEASON AT TEXAS A&M
10-6

11

Michael Earley, former Texas A&M hitting coach, has been named the 21st head baseball coach at Texas A&M by Director of Athletics Trev Alberts.

"I am happy to announce that Michael Earley has been hired as our new Aggie baseball head coach," Director of Athletics Trev Alberts said. "Michael is a very talented coach and recruiter, but what stood out to me was his character and the relationships he has built with his current and former players. During our interview process he was really impressive. I think it helps that he knows our current roster, which finished second in the country, and he also knows Aggieland and the 12th Man. I am excited about the future of Aggie baseball. Please help me welcome home Michael and his family back to Aggieland."

"My family and I couldn't be more excited for this opportunity," said Earley. "Thank you, General Welsh and Trev Alberts for putting your trust in me. Being a part of this University and this program are a dream come true. I will not let you down. See you in Omaha!"

Earley served as the hitting coach for the Aggies for the past three seasons, helping the squad to two College World Series appearances and a national runner-up finish in 2024. In his tenure, Earley developed Texas A&M into one of the most powerful and potent offenses in the SEC. In 2024, the Maroon & White set program records for home runs with 136 and walks with a nation-leading 422.

In his three seasons, the Aggies have belted 306 homers, logged 704 extra-base hits and drawn 1,178 walks.

"Michael Earley is talented, hard-working, and absolutely committed to Aggie baseball," President Mark A. Welsh III said. "Not a bad combination when you consider the huge support he has from his players. Add in the street cred he enjoys across collegiate baseball as a position coach, hitting coach and recruiter, and you realize we now have a budding superstar leading Aggie baseball. I'd like to thank Trev Alberts for the hard work leading to this hire. I'd also like to thank our incredible Aggie baseball players for contributing to this search in such a respectful and impactful way. Finally, welcome home Coach Earley. We're all behind you."

Under Earley's guidance in 2024, the trio of Braden Montgomery, Gavin Grahovac and Jace LaViolette became the first group of teammates in program history to each surpass 20 home runs in a single season. LaViolette also became the first player in Texas A&M history to record back-to-back seasons with 20 or more homers.

The Aggies also had four offensive standouts earn All-America honors under Earley's teachings in 2024, including Grahovac, LaViolette, Montgomery and Jackson Appel. Grahovac also set a new Texas A&M freshman record for homers with 23, surpassing fellow team LaViolette, who set the previous mark in 2023.

During his tenure with the Maroon & White, five position players have been drafted with more expected to be taken in the 2024 MLB Draft.

In 2023 he helped direct LaViolette to a breakout freshman campaign with the lefty leading the team with 63 RBI and 18 stolen bases on his way to multiple freshman All-America honors. LaViolette, along with the rest of the Aggie offense, was even better in SEC play where they finished second in runs scored (208) and third in both on-base percentage (.391) and RBI (190) within the league.

In 2022, his first year in Aggieland, the Aggies ranked second in the SEC in batting average (.289) and third in on-base percentage (.398). In the 30-game league schedule, the Aggies topped the SEC in batting average (.290), runs (233), RBI (215) and on-base percentage (.398). The Maroon & White's 2022 slash of .289/.398/.469 was a stark upgrade from 2021's .260/.363/.417. Along the way, Earley molded Dylan Rock into an All-America outfielder and MLB eighth-round draft pick.

Prior to Texas A&M, Earley spent five seasons at Arizona State, including four as the hitting coach on Tracy Smith's staff where he built a reputation for developing hitters with his most notable work being the rise of Spencer Torkelson to the No. 1 overall draft pick in the 2020 MLB Draft. Undrafted out of high school, Torkelson was selected by the Detroit Tigers. He was the first third baseman to be selected first overall since Pat Burrell in 1998 and just the fifth third baseman to be selected first overall in MLB Draft history. It marked the first time a college position player went from being undrafted out of high school to the No. 1 overall pick since Nebraska outfielder Darin Erstad in 1995.

"I would not be where I am at today without Coach Earley," Torkelson said. "He is the definition of a winner. His hard work and dedication to the game of baseball is contagious."

In the 2020 MLB Draft, four of Earley's hitters were selected as Arizona State was the only school in the country to boast five players chosen in the shortened, five-round draft. The list included Torkelson, Alika Williams (37th overall – Tampa Bay Rays), Trevor Hauver (99th overall – New York Yankees) and Gage Workman (102nd overall – Detroit Tigers).

Under Earley's guidance, Hunter Bishop and Torkelson earned unanimous All-America recognition in 2019, forming one of the most potent offensive duos in college baseball over the last decade. The pair were semifinalist for the Golden Spikes Award and Dick Howser Trophy.

Arizona State led the nation in home runs during the 2019 regular season, clubbing 92 dingers. The Sun Devils were the NCAA statistical champion in home runs per game, sporting a 1.65 clip. Arizona State finished the 2019 campaign with 94 homers, easily eclipsing the Pac-12 record for the BBCOR era, surpassing Oregon State's 67 in 2018. The Sun Devils were the first Power 5 school in the BBCOR era to have multiple payers hit the 20-HR mark with 23 by Torkelson and 22 by Bishop. The Sun Devils batted .310 in 2019, to rank 10th in the nation. They also ranked 17th in the nation in on-base percentage (.398).

Earley made an immediate impact in Tempe. Arizona State improved in every offensive statistical category from 2017-18. In 2018, the team clubbed 50 home runs after hitting 38 in 2017. The team's overall batting average also climbed 20 points to .290, second in the Pac-12 behind 2018 NCAA champion Oregon State. In regular-season action, the Sun Devils ranked second in slugging percentage (.446), hits (549), batting average (.290) and total bases (843).

Earley was an All-Big Ten performer at Indiana University. In 2010, he batted .352 with 13 home runs and was the only player in the conference to rack up double-digits in home runs and stolen bases. He was selected by the Chicago White Sox in the 29th round of the 2010 MLB Draft. He played six seasons in the White Sox organization, reaching the Triple-A level with the Charlotte Knights. He wrapped up his professional career with the Southern Illinois Miners in the independent Frontier League in 2015. He was selected to four All-Star teams during his pro career and was named to the Southern Illinois All-Decade Team.

Earley is married to his wife, Lisa, and together they have a son, Marshall, and two daughters, Mia and Madison.

THE EARLEY FILE

NAME ..... Michael Earley
HOMETOWN ..... Anderson, Ind.
WIFE ..... Lisa Earley
CHILDREN ..... son, Marshall, daughters, Mia and Madison
ALMA MATER ..... Anderson, 2015
..... Master of Business Administration
..... Indiana, 2010
..... Bachelor's Degree in General Studies

COACHING CAREER

2017-21 ..... Arizona State (Assistant Coach)
2021-24 ..... Texas A&M (Assistant Coach)
2025- ..... Texas A&M (Head Coach)

YEAR-BY-YEAR RECORD

	CONFERENCE RECORD	PCT.	OVERALL RECORD	PCT.
2025 - TAMU	-	-	10-6	.625
TOTAL	**-**	**-**	**10-6**	**.625**

2025 SEC STANDINGS

Team	SEC	Pct.	Gms Back	Overall	Pct.
Tennessee	0-0	.000	--	17-0	1.000
Georgia	0-0	.000	--	19-1	.950
Alabama	0-0	.000	--	17-1	.944
LSU	0-0	.000	--	17-1	.944
Arkansas	0-0	.000	--	16-1	.941
Oklahoma	0-0	.000	--	15-1	.938
Texas	0-0	.000	--	14-1	.933
Florida	0-0	.000	--	16-2	.889
Ole Miss	0-0	.000	--	14-2	.875
Kentucky	0-0	.000	--	13-2	.867
South Carolina	0-0	.000	--	15-3	.833
Auburn	0-0	.000	--	14-3	.824
Vanderbilt	0-0	.000	--	14-3	.824
Mississippi State	0-0	.000	--	13-4	.765
Texas A&M	0-0	.000	--	10-6	.625
Missouri	0-0	.000	--	8-8	.500

AGGIES IN THE POLLS

	D1B	PG	BA	USAT	NCBWA
Preseason	1	1	1	1	1
Feb 17	1	1	1	-	1
Feb 24	1	1	1	2	1
March 3	14	11	11	14	2
March 10	19	16	21	21	15
March 17					
March 24					
March 31					
April 7					
April 14					
April 21					
April 28					
May 5					
May 12					
May 19					
May 26					
June 2					
June 9					
FINAL					

NATIONAL RANKINGS

D1BASEBALL	NCBWA	BA	USA TODAY	PG
1. LSU	1. Tennessee	1. Tennessee	1. Tennessee	1. Tennessee
2. Tennessee	2. LSU	2. LSU	2. LSU	2. LSU
3. Arkansas	3. North Carolina	3. Arkansas	3. Arkansas	3. Georgia
4. Georgia	4. Florida State	4. Florida State	4. Florida State	4. Clemson
5. Florida State	5. Arkansas	5. Clemson	5. Georgia	5. Florida State
6. North Carolina	6. Florida	6. Florida	6. Clemson	6. Texas
7. Florida	7. Georgia	7. Georgia	7. Florida	7. Florida
8. Oregon State	8. Clemson	8. Oklahoma	8. North Carolina	8. Arkansas
9. Oregon	9. Oregon State	9. Texas	9. Texas	9. Oklahoma
10. Clemson	10. Texas	10. North Carolina	10. Oregon	10. Oregon State
11. Texas	11. Wake Forest	11. Oregon State	11. Oregon State	11. Oregon
12. Oklahoma	12. Oregon	12. Oregon	12. Oklahoma	12. North Carolina
13. Ole Miss	13. Vanderbilt	13. Wake Forest	13. Wake Forest	13. West Virginia
14. Wake Forest	14. Virginia	14. Vanderbilt	14. Vanderbilt	14. Vanderbilt
15. UCSB	**15. Texas A&M**	15. Ole Miss	15. Ole Miss	15. Coastal Carolina
16. Vanderbilt	16. Oklahoma	16. Alabama	16. Alabama	**16. Texas A&M**
17. Alabama	17. UCSB	17. Stanford	17. UCSB	17. DBU
18. Stanford	18. Troy	18. UC Irvine	18. Stanford	18. Wake Forest
19. Texas A&M	19. DBU	19. Virginia	19. DBU	19. Arizona
20. DBU	20. Alabama	20. DBU	20. Virginia	20. UCSB
21. Troy	21. West Virginia	**21. Texas A&M**	**21. Texas A&M**	21. Virginia
22. Southern Miss	22. Southern Miss	22. Mississippi State	22. Troy	22. Alabama
23. Virginia	23. Ole Miss	23. Kentucky	23. Auburn	23. Ole Miss
24. Coastal Carolina	24. Mississippi State	24. UCSB	24. West Virginia	24. Auburn
25. Auburn	25. Auburn	25. Louisville	25. Southern Miss	25. Stanford

2025 SEC PLAYERS OF THE WEEKS

WEEK 1
PLAYER:
Brody Donay - Florida

PITCHER:
Luke Harrison - Texas

CO-FRESHMEN:
Terrence Kiel II - Texas A&M
Adrian Rodriguez - Texas

WEEK 2
CO-PLAYER:
Wehiwa Aloy - Arkansas
Will Hodo - Alabama

PITCHER:
Kyson Witherspoon - Oklahoma

CO-FRESHMAN:
Brendan Lawson - Florida
Bub Terrell - Auburn

WEEK 3
PLAYER:
Gavin Kilen - Tennessee

PITCHER:
Aidan King - Florida

FRESHMAN:
Casan Evan - LSU
Chris Rembert - Auburn

WEEK 4
CO-PLAYER:
Ryland Zaborowski - Georgia
Wehiwa Aloy - Arkansas

PITCHER:
Liam Doyle - Tennessee

CO-FRESHMAN:
Levi Clark - Tennessee
Brodie Johnston - Vanderbilt

WEEK 5
PLAYER:

PITCHER:

FRESHMAN:

WEEK 6
PLAYER:

PITCHER:

FRESHMAN:

WEEK 7
PLAYER:

PITCHER:

FRESHMAN:

WEEK 8
PLAYER:

PITCHER:

FRESHMAN:

WEEK 9
PLAYER:

PITCHER:

FRESHMAN:

WEEK 10
PLAYER:

PITCHER:

FRESHMAN:

WEEK 11
PLAYER:

PITCHER:

FRESHMAN:

WEEK 12
PLAYER:

PITCHER:

FRESHMAN:

WEEK 13
PLAYER:

PITCHER:

FRESHMAN:

WEEK 14
PLAYER:

PITCHER:

FRESHMAN:

OVERALL STATS

2025 Texas A&M Baseball
Overall Statistics for Texas A&M (as of Mar 11, 2025)
(All games Sorted by Batting avg)

Record: 10-6 Home: 9-4 Away: 0-0 Neutral: 1-2 SEC: 0-0

Player	avg	gp-gs	ab	r	h	2b	3b	hr	rbi	tb	slg%	bb	hp	so	gdp	ob%	sf	sh	sb-att	po	a	e	fld%
3 Terrence Kiel II	.420	16-14	50	11	21	3	0	0	11	24	.480	4	1	5	1	.473	0	0	6-7	27	2	0	1.000
8 Wyatt Henseler	.357	16-16	56	14	20	6	0	4	11	38	.679	7	6	7	2	.471	1	0	2-2	12	23	2	.946
6 Kaeden Kent	.310	16-16	58	19	18	3	1	6	19	41	.707	12	0	5	1	.423	1	0	0-0	24	33	2	.966
2 Jacob Galloway	.263	12-11	38	6	10	2	0	1	7	15	.395	4	0	4	1	.326	1	0	2-4	99	4	1	.990
4 Gavin Kash	.250	15-15	52	11	13	5	0	2	12	24	.462	8	0	11	1	.350	0	0	0-0	48	1	3	.942
5 Sawyer Farr	.242	12-10	33	9	8	0	1	0	0	10	.303	5	4	13	0	.405	0	0	1-1	15	20	1	.972
12 Hayden Schott	.241	16-15	58	5	14	0	0	2	15	20	.345	7	0	17	0	.323	0	0	0-0	0	0	0	.000
17 Jace LaViolette	.241	16-16	54	15	13	2	0	5	20	30	.556	16	2	16	0	.419	2	0	3-3	39	1	0	1.000
---																							
9 Gavin Grahovac	.227	6-6	22	7	5	1	0	2	6	12	.545	1	3	6	0	.346	0	0	1-1	2	4	3	.667
1 Jamal George	.182	9-7	22	5	4	1	0	0	2	5	.227	5	1	8	0	.345	1	0	1-1	20	1	0	1.000
15 Matt Bergevin	.182	5-3	11	0	2	0	0	0	0	2	.182	1	1	3	0	.308	0	0	0-0	13	1	1	.933
46 Blake Binderup	.161	11-9	31	5	5	1	0	1	3	9	.290	4	1	8	1	.278	0	0	0-0	55	2	3	.950
16 Bear Harrison	.091	5-5	11	5	1	0	0	0	0	1	.091	5	1	4	1	.412	0	0	0-0	48	1	0	1.000
35 Sam Erickson	.000	4-1	3	1	0	0	0	0	1	0	.000	0	0	2	0	.000	1	0	0-0	2	0	0	1.000
10 Ben Royo	.000	4-0	1	1	0	0	0	0	0	0	.000	2	0	0	0	.667	0	0	0-0	0	0	0	.000
Totals	.268	16	500	114	134	24	2	23	107	231	.462	81	20	109	8	.387	7	0	16-19	405	116	20	.963
Opponents	.220	16	499	53	110	15	1	9	46	154	.309	47	27	148	8	.319	4	9	12-15	378	97	17	.965

LOB - Team (116), Opp (129). DPs turned - Team (10), Opp (8). CI - Team (1), GALLOWAY 1.

(All games Sorted by Earned run avg)

Player	era	w-l	app	gs	cg	sho	sv	ip	h	r	er	bb	so	2b	3b	hr	b/avg	wp	hp	bk	sfa	sha
18 Ryan Prager	0.39	2-0	4	4	1	1/0	0	23.1	11	1	1	8	27	0	0	1	.138	1	2	0	0	0
23 Myles Patton	2.28	2-1	4	4	0	0/0	0	23.2	14	6	6	3	27	5	0	2	.173	0	2	1	1	3
33 Justin Lamkin	2.28	1-1	4	4	0	0/0	0	23.2	22	9	6	5	33	2	1	1	.237	1	3	0	1	1
---																						
27 Gavin Lyons	0.00	1-0	2	0	0	0/1	0	4.0	1	0	0	0	3	0	0	0	.083	0	2	0	0	1
40 Blayne Lyne	0.00	0-0	1	0	0	0/0	0	0.1	0	0	0	1	0	0	0	0	.000	0	0	0	0	0
34 Josh Stewart	0.00	0-0	1	0	0	0/0	0	0.0	1	1	0	0	0	0	0	0	1.000	1	0	0	0	0
32 Brad Rudis	1.86	0-0	8	0	0	0/0	0	9.2	6	2	2	5	8	0	0	0	.182	0	2	0	0	1
44 Luke Jackson	2.00	0-0	6	0	0	0/0	1	9.0	10	3	2	3	11	2	0	0	.270	0	3	0	0	0
21 Weston Moss	2.25	2-1	7	2	0	0/1	0	12.0	7	4	3	6	7	0	0	0	.171	0	4	0	1	0
14 Isaac Morton	2.45	1-0	3	0	0	0/1	0	3.2	4	1	1	4	4	0	0	0	.286	0	2	0	0	0
20 Aiden Sims	4.50	0-0	2	2	0	0/0	0	6.0	6	3	3	0	6	1	0	3	.273	0	1	0	0	1
31 Grant Cunningham	4.91	0-0	3	0	0	0/1	0	3.2	4	4	2	2	2	0	0	0	.267	1	2	0	0	0
30 Kaiden Wilson	5.40	0-0	5	0	0	0/1	0	3.1	5	2	2	1	6	3	0	0	.385	0	1	0	0	0
25 Clayton Freshcorn	5.87	1-2	7	0	0	0/0	1	7.2	10	6	5	2	8	1	0	1	.313	1	1	0	1	1
28 Caden McCoy	7.36	0-1	2	0	0	0/0	0	3.2	3	3	3	3	4	0	0	1	.214	0	0	0	0	1
37 Ty Baker	40.50	0-0	1	0	0	0/0	0	0.2	3	3	3	2	1	1	0	0	.600	1	0	0	0	0
62 Peyton Smith	54.00	0-0	3	0	0	0/0	0	0.2	3	5	4	2	1	0	0	0	.600	1	2	0	0	0
Totals	2.87	10-6	16	16	1	2/1	2	135.0	110	53	43	47	148	15	1	9	.220	7	27	1	4	9
Opponents	7.29	6-10	16	16	0	1/1	1	126.0	134	114	102	81	109	24	2	23	.268	14	20	1	7	0

PB - Team (1), GALLOWAY 1, Opp (3). Pickoffs - Team (1), PRAGER 1.

2025 RESULTS

Date	Opposing team	Score	R	H	E	LOB	R	H	E	LOB	Inn	Overall	SEC	Pitcher of record	Attend	Time	Temp	A&M Rk
Feb. 14	ELON	4-2	4	5	2	9	2	5	1	8	9	1-0	0-0	Weston Moss	8013	3:14	51	1
Feb. 15	ELON	16-6	16	14	3	6	6	10	2	9	7	2-0	0-0	Isaac Morton	6740	2:59	64	1
Feb. 16	ELON	12-6	12	10	0	7	6	11	0	9	8	3-0	0-0	Myles Patton	5853	2:58	50	1
Feb. 18	MCNEESE (Canceled)																	
Feb. 21	CAL POLY	6-1	6	9	2	11	1	7	1	12	9	4-0	0-0	Ryan Prager	4922	3:11	38	1
Feb. 22	CAL POLY	4-3	4	6	2	6	3	5	0	9	9	5-0	0-0	Clayton Freshcorn	5411	3:16	40	1
Feb. 23	CAL POLY	2-3	2	5	2	4	3	6	0	5	9	5-1	0-0	Clayton Freshcorn	5315	2:33	53	1
Feb. 25	TEXAS STATE	3-7	3	7	0	9	7	9	0	13	9	5-2	0-0	Caden McCoy	5930	3:24	70	1
Feb. 28	vs. Arizona%	2-3	2	5	0	9	3	8	1	8	9	5-3	0-0	Clayton Freshcorn	11502	3:03	73	1
March 1	vs. Oklahoma State%	0-4	0	4	4	6	4	8	1	7	9	5-4	0-0	Justin Lamkin	16226	2:31	72	1
March 2	vs. Rice%	14-4	14	12	0	5	4	7	1	6	7	6-4	0-0	Myles Patton	9439	2:36	72	1
March 4	UTSA	4-7	4	8	5	9	7	6	2	10	9	6-5	0-0	Weston Moss	4922	3:25	67	14
March 5	TEXAS SOUTHERN	6-2	6	7	0	9	2	6	1	8	9	7-5	0-0	Gavin Lyons	4448	3:02	62	14
March 7	NEW MEXICO STATE	19-0	19	3	0	7	0	3	2	5	7	8-5	0-0	Ryan Prager	5677	2:25	76	14
March 8	NEW MEXICO STATE	7-1	7	10	0	7	1	11	2	13	9	9-5	0-0	Justin Lamkin	6055	2:56	75	14
March 9	NEW MEXICO STATE	1-4	1	4	0	4	4	4	0	3	9	9-6	0-0	Myles Patton	5519	2:37	54	14
March 11	PRAIRIE VIEW A&M	14-0	14	10	0	8	0	4	3	4	7	10-6	0-0	Weston Moss	4931	2:31	76	19
March 14	ALABAMA*																	
March 15	ALABAMA*																	
March 16	ALABAMA*																	
March 18	A&M-Corpus Christi																	
March 20	at Vanderbilt*																	
March 21	at Vanderbilt*																	
March 22	at Vanderbilt*																	
March 25	HCU																	
March 28	KENTUCKY*																	
March 29	KENTUCKY*																	
March 30	KENTUCKY*																	
April 1	UIW																	
April 4	at Tennessee*																	
April 5	at Tennessee*																	
April 6	at Tennessee*																	
April 8	at Sam Houston																	
April 10	SOUTH CAROLINA*																	
April 11	SOUTH CAROLINA*																	
April 12	SOUTH CAROLINA*																	
April 15	TARLETON																	
April 17	at Arkansas*																	
April 18	at Arkansas*																	
April 19	at Arkansas*																	
April 22	SAM HOUSTON																	
April 25	at Texas*																	
April 26	at Texas*																	
April 27	at Texas*																	
April 29	LAMAR																	
May 2	LSU*																	
May 3	LSU*																	
May 4	LSU*																	
May 6	at Houston																	
May 9	MISSOURI*																	
May 10	MISSOURI*																	
May 11	MISSOURI*																	
May 15	at Georgia*																	
May 16	at Georgia*																	
May 17	at Georgia*																	

* - SEC game
% - Astros Foundation College Classic - Daikin Park - Houston, Texas
^ - SEC Tournament - Hoover Metropolitan Stadium - Hoover, Ala.

	1	2	3	4	5	6	7	8	9	ex		total
TEXAS A&M	16	6	15	25	21	21	8	1	1	0	–	114
OPPONENTS	5	2	8	7	10	7	5	3	6	0	–	53

TEXAS A&M W-L BREAKDOWN

Overall	10-6
Conference	0-0
Non-Conference	10-6
NCAA Postseason	0-0
Home	9-4
Away	0-0
Neutral	1-2
Day	5-2
Night	5-4
vs Left starter	1-2
vs Right starter	9-4
1-Run Games	1-2
2-Run Games	1-0
5+-Run Games	7-0
Extra Innings	0-0
Shutouts	2-1

Scored in 1st Inning	6-2
Opp. Scored in 1st Inning	2-1
Scores First	6-4
Opp. Scores First	4-2
Scoring 6+ runs	8-0
Opp. Scores 6+ runs	2-2
Leading after 6	9-2
Trailing after 6	0-3
Tied after 6	1-1
Leading after 7	6-2
Trailing after 7	0-4
Tied after 7	0-0
Leading after 8	5-2
Trailing after 8	0-4
Tied after 8	0-0

Out-hit opponent	7-1
Out-hit by opponent	2-4
Hits are tied	1-1
Hit 0 home runs	3-2
Hit 1 home run	3-3
Hit 2+ home runs	4-1
Opp. hits 0 home runs	7-1
Opp. hit 1 home run	1-4
Opp. hits 2+ home runs	1-1
vs top 25	0-0
vs top 10	0-0
vs top 5	0-0

Mondays	0-0
Tuesdays	1-2
Wednesdays	1-0
Thursdays	0-0
Fridays	3-1
Saturdays	3-1
Sundays	2-2
February	5-3
March	5-3
April	0-0
May	0-0
June	0-0
3-Game Series Opener	3-0
Middle Game(s)	3-0
3-Game Series Finale	1-2

Longest winning streak	5
Longest losing streak	4
Total Home Attendance	73,736
Home Avg. (13 dates)	5,672
Total Away Attendance	37,167
Away Avg. (3 dates)	12,389
Total Attendance	110,903
Total Avg. (16 dates)	6,931

MISCELLANOUS STATS

Multiple Hit Games	2	3	4	5+	Total
3 Terrence Kiel II	3	3	-	-	6
6 Kaeden Kent	5	-	-	-	5
4 Gavin Kash	3	1	-	-	4
12 Hayden Schott	2	2	-	-	4
8 Wyatt Henseler	2	2	-	-	4
17 Jace LaViolette	2	1	-	-	3
2 Jacob Galloway	2	1	-	-	3
9 Gavin Grahovac	1	-	-	-	1
5 Sawyer Farr	1	-	-	-	1
46 Blake Binderup	1	-	-	-	1
TEAM	22	10	0	0	32

Multiple RBI Games	2	3	4	5+	Total
17 Jace LaViolette	4	-	1	1	6
12 Hayden Schott	2	3	-	-	5
6 Kaeden Kent	2	2	1	-	5
8 Wyatt Henseler	4	-	-	-	4
3 Terrence Kiel II	3	1	-	-	4
4 Gavin Kash	2	-	-	1	3
9 Gavin Grahovac	2	-	-	-	2
2 Jacob Galloway	-	-	1	-	1
TEAM	19	6	3	2	30

Hitting Streaks	Longest	Current
8 Wyatt Henseler	10	2
3 Terrence Kiel II	7	7
6 Kaeden Kent	7	-
9 Gavin Grahovac	4	-
5 Sawyer Farr	4	1
17 Jace LaViolette	3	1
2 Jacob Galloway	3	-
12 Hayden Schott	2	2
4 Gavin Kash	2	1
1 Jamal George	2	-
46 Blake Binderup	1	-
16 Bear Harrison	1	1
15 Matt Bergevin	1	1

Reached Base Streaks	Longest	Current
8 Wyatt Henseler	13	13
6 Kaeden Kent	8	7
3 Terrence Kiel II	7	7
12 Hayden Schott	7	7
4 Gavin Kash	6	1
5 Sawyer Farr	5	1
17 Jace LaViolette	5	5
9 Gavin Grahovac	4	-
2 Jacob Galloway	4	-
16 Bear Harrison	3	1
46 Blake Binderup	3	-
1 Jamal George	3	-
15 Matt Bergevin	2	1
10 Ben Royo	1	1

UNIFORM TRACKER



White Top White Pant 3-1	Pinstripe Top Pinstripe Pant 3-1	Maroon Top Grey Pant 0-0	Cream Top Cream Pant 0-1
Maroon Top White Pant 2-2	Grey Top Grey Pant 1-0	RWB Top RWB Pant 1-1	Maroon Top Pinstripe Pant 0-0

TEAM HIGHS

Batting

At bats:	35	-	vs UTSA (Mar 04, 2025)
	35	-	vs New Mexico State (Mar 07, 2025)
Runs scored:	19	-	vs New Mexico State (Mar 07, 2025)
Hits:	18	-	vs New Mexico State (Mar 07, 2025)
RBIs:	18	-	vs New Mexico State (Mar 07, 2025)
Doubles:	5	-	vs New Mexico State (Mar 07, 2025)
Triples:	1	-	vs Arizona (Feb 28, 2025 at Houston, Texas)
	1	-	vs New Mexico State (Mar 08, 2025)
Home runs:	5	-	vs RICE (Mar 02, 2025 at Houston, Texas)
Total bases:	32	-	vs New Mexico State (Mar 07, 2025)
Walks:	9	-	vs Prairie View A&M (Mar 11, 2025)
Strikeouts:	13	-	vs Arizona (Feb 28, 2025 at Houston, Texas)
	13	-	vs Oklahoma State (Mar 01, 2025 at Houston, Texas)
Sac flies:	3	-	vs Prairie View A&M (Mar 11, 2025)
Stolen bases:	3	-	vs Elon (Feb 16, 2025)
	3	-	vs Texas Southern (Mar 05, 2025)
	3	-	vs Prairie View A&M (Mar 11, 2025)
Hit by pitch:	5	-	vs Cal Poly (Feb 21, 2025)
Caught stealing:	1	-	vs Cal Poly (Feb 22, 2025)
	1	-	vs Cal Poly (Feb 23, 2025)
	1	-	vs New Mexico State (Mar 08, 2025)
Runners LOB:	11	-	vs Cal Poly (Feb 21, 2025)
Hit into DP:	1	-	(8 times)

Fielding

Putouts:	27	-	(11 times)
Assists:	11	-	vs Cal Poly (Feb 22, 2025)
	11	-	vs Texas Southern (Mar 05, 2025)
Errors:	5	-	vs UTSA (Mar 04, 2025)
Passed balls:	1	-	vs Cal Poly (Feb 21, 2025)
DPs turned:	2	-	vs Cal Poly (Feb 21, 2025)
	2	-	vs Cal Poly (Feb 23, 2025)
	2	-	vs Prairie View A&M (Mar 11, 2025)

Pitching

Innings pitched:	9.0	-	(11 times)
Runs allowed:	7	-	vs Texas State (Feb 25, 2025)
	7	-	vs UTSA (Mar 04, 2025)
Earned runs:	7	-	vs Texas State (Feb 25, 2025)
Walks allowed:	10	-	vs Texas State (Feb 25, 2025)
Strikeouts:	14	-	vs Oklahoma State (Mar 01, 2025 at Houston, Texas)
Hits allowed:	11	-	vs Elon (Feb 16, 2025)
	11	-	vs New Mexico State (Mar 08, 2025)
Doubles allowed:	3	-	vs Elon (Feb 16, 2025)
	3	-	vs Texas State (Feb 25, 2025)
Triples allowed:	1	-	vs Oklahoma State (Mar 01, 2025 at Houston, Texas)
Homers allowed:	2	-	vs Texas State (Feb 25, 2025)
	2	-	vs Texas Southern (Mar 05, 2025)

INDIVIDUAL HIGHS

Batting

At bats:	5	-	(13 times)
Runs scored:	4	-	Gavin Grahovac vs Elon (Feb 15, 2025)
Hits:	3	-	(10 times)
RBIs:	5	-	Jace LaViolette vs Elon (Feb 15, 2025)
	5	-	Gavin Kash vs New Mexico State (Mar 07, 2025)
Doubles:	2	-	Terrence Kiel II vs New Mexico State (Mar 07, 2025)
	2	-	Gavin Kash vs New Mexico State (Mar 07, 2025)
Triples:	1	-	Sawyer Farr vs Arizona (Feb 28, 2025 at Houston, Texas)
	1	-	Kaeden Kent vs New Mexico State (Mar 08, 2025)
Home runs:	2	-	Jace LaViolette vs Elon (Feb 15, 2025)
	2	-	Kaeden Kent vs RICE (Mar 02, 2025 at Houston, Texas)
Total bases:	8	-	Jace LaViolette vs Elon (Feb 15, 2025)
	8	-	Kaeden Kent vs RICE (Mar 02, 2025 at Houston, Texas)
	8	-	Gavin Kash vs New Mexico State (Mar 07, 2025)
Walks:	3	-	Kaeden Kent vs Prairie View A&M (Mar 11, 2025)
Strikeouts:	4	-	Hayden Schott vs Cal Poly (Feb 22, 2025)
Sac flies:	1	-	(7 times)
Stolen bases:	2	-	Terrence Kiel II vs Prairie View A&M (Mar 11, 2025)
Hit by pitch:	2	-	Wyatt Henseler vs Cal Poly (Feb 21, 2025)
	2	-	Gavin Grahovac vs Cal Poly (Feb 21, 2025)
Caught stealing:	1	-	Terrence Kiel II vs Cal Poly (Feb 22, 2025)
	1	-	Jacob Galloway vs Cal Poly (Feb 23, 2025)
	1	-	Jacob Galloway vs New Mexico State (Mar 08, 2025)
Runners LOB:	5	-	Gavin Grahovac vs Elon (Feb 14, 2025)
	5	-	Sawyer Farr vs UTSA (Mar 04, 2025)

Fielding

Putouts:	14	-	Bear Harrison vs Oklahoma State (Mar 01, 2025 at Houston, Texas)
Assists:	5	-	Kaeden Kent vs Cal Poly (Feb 22, 2025)
Errors:	2	-	Gavin Grahovac vs Cal Poly (Feb 23, 2025)
	2	-	Gavin Kash vs UTSA (Mar 04, 2025)
Passed balls:	1	-	Jacob Galloway vs Cal Poly (Feb 21, 2025)

Pitching

Innings pitched:	7.0	-	Myles Patton vs Cal Poly (Feb 23, 2025)
	7.0	-	Ryan Prager vs New Mexico State (Mar 07, 2025)
	7.0	-	Justin Lamkin vs New Mexico State (Mar 08, 2025)
Runs allowed:	4	-	Justin Lamkin vs Oklahoma State (Mar 01, 2025 at Houston, Texas)
	4	-	Grant Cunningham vs UTSA (Mar 04, 2025)
Earned runs:	3	-	(5 times)
Walks allowed:	3	-	Justin Lamkin vs Cal Poly (Feb 22, 2025)
Strikeouts:	10	-	Ryan Prager vs Arizona (Feb 28, 2025 at Houston, Texas)
	10	-	Justin Lamkin vs Oklahoma State (Mar 01, 2025 at Houston, Texas)
	10	-	Justin Lamkin vs New Mexico State (Mar 08, 2025)
Hits allowed:	8	-	Justin Lamkin vs New Mexico State (Mar 08, 2025)
Doubles allowed:	2	-	Myles Patton vs Elon (Feb 16, 2025)
	2	-	Myles Patton vs RICE (Mar 02, 2025 at Houston, Texas)
Triples allowed:	1	-	Justin Lamkin vs Oklahoma State (Mar 01, 2025 at Houston, Texas)

STARTING LINEUPS – BY POSITION

Date	Opponent	P	C	1B	2B	3B	SS	LF	CF	RF	DH
Feb. 14	ELON	Prager	Galloway	Binderup	Henseler	Grahovac	Kent	Kash	LaViolette	Kiel	Schott
Feb. 15	ELON	Lamkin	Harrison	Binderup	Henseler	Grahovac	Kent	Kash	LaViolette	Kiel	Schott
Feb. 16	ELON	Patton	Galloway	Binderup	Henseler	Grahovac	Kent	Kash	LaViolette	Kiel	Schott
Feb. 18	MCNEESE (Canceled)										
Feb. 21	CAL POLY	Prager	Galloway	Binderup	Henseler	Grahovac	Kent	Kash	LaViolette	Kiel	Schott
Feb. 22	CAL POLY	Lamkin	Harrison	Binderup	Henseler	Grahovac	Kent	Kash	LaViolette	George	Schott
Feb. 23	CAL POLY	Patton	Galloway	Binderup	Henseler	Grahovac	Kent	Kash	LaViolette	Kiel	Schott
Feb. 25	TEXAS STATE	Sims	Harrison	Binderup	Farr	Henseler	Kent	Kash	LaViolette	George	Schott
Feb. 28	vs. Arizona%	Prager	Galloway	Binderup	Farr	Henseler	Kent	Kash	LaViolette	Kiel	Schott
March 1	vs. Oklahoma State%	Lamkin	Harrison	Binderup	Farr	Henseler	Kent	Erickson	LaViolette	Kiel	Bergevin
March 2	vs. Rice%	Patton	Galloway	Bergevin	Farr	Henseler	Kent	Kash	LaViolette	Kiel	Schott
March 4	UTSA	Moss	Galloway	Bergevin	Farr	Henseler	Kent	Kash	LaViolette	Kiel	Schott
March 5	TEXAS SOUTHERN	Sims	Galloway	Kash	Farr	Henseler	Kent	Kiel	LaViolette	George	Schott
March 7	NEW MEXICO STATE	Prager	Galloway	Kash	Farr	Henseler	Kent	Kiel	LaViolette	George	Schott
March 8	NEW MEXICO STATE	Lamkin	Galloway	Kash	Farr	Henseler	Kent	Kiel	LaViolette	George	Schott
March 9	NEW MEXICO STATE	Patton	Galloway	Kash	Farr	Henseler	Kent	Kiel	LaViolette	George	Schott
March 11	PRAIRIE VIEW A&M	Moss	Harrison	Kash	Farr	Henseler	Kent	Kiel	LaViolette	George	Schott
March 14	ALABAMA*										
March 15	ALABAMA*										
March 16	ALABAMA*										
March 18	A&M-CORPUS CHRISTI										
March 20	at Vanderbilt*										
March 21	at Vanderbilt*										
March 22	at Vanderbilt*										
March 25	HCU										
March 28	KENTUCKY*										
March 29	KENTUCKY*										
March 30	KENTUCKY*										
April 1	UIW										
April 4	at Tennessee*										
April 5	at Tennessee*										
April 6	at Tennessee*										
April 8	at Sam Houston										
April 10	SOUTH CAROLINA*										
April 11	SOUTH CAROLINA*										
April 12	SOUTH CAROLINA*										
April 15	TARLETON										
April 17	at Arkansas*										
April 18	at Arkansas*										
April 19	at Arkansas*										
April 22	SAM HOUSTON										
April 25	at Texas*										
April 26	at Texas*										
April 27	at Texas*										
April 29	LAMAR										
May 2	LSU*										
May 3	LSU*										
May 4	LSU*										
May 6	at Houston										
May 9	MISSOURI*										
May 10	MISSOURI*										
May 11	MISSOURI*										
May 15	at Georgia*										
May 16	at Georgia*										
May 17	at Georgia*										

* - SEC game
% - Astros Foundation College Classic - Daikin Park - Houston, Texas
^ - SEC Tournament - Hoover Metropolitan Stadium - Hoover, Ala.

POSITION BREAKDOWN

Pitcher
Lamkin....4
Moss....2
Patton....4
Prager....4
Sims....2

Catcher
Galloway....11
Harrison....5

First Base
Matt Bergevin....2
Blake Binderup....9
Kash....5

Second Base
Sawyer Farr....10
Wyatt Henseler....6

Third Base
Gavin Grahovac....6
Wyatt Henseler....10

Shortstop
Kaeden Kent....16

Left Field
Sam Erickson....1
Gavin Kash....10
Terrence Kiel II....5

Center Field
Jace LaViolette....16

Right Field
Jamal George....7
Terrence Kiel II....9

Designated Hitter
Matt Bergevin....1
Hayden Schott....15

STARTING LINEUPS – BY BATTING ORDER

Date	Opponent	1st	2nd	3rd	4th	5th	6th	7th	8th	9th
Feb. 14	ELON	Grahovac	LaViolette	Henseler	Schott	Kash	Binderup	Kent	Kiel II	Galloway
Feb. 15	ELON	Grahovac	LaViolette	Henseler	Schott	Kash	Binderup	Kent	Kiel II	Harrison
Feb. 16	ELON	Grahovac	LaViolette	Henseler	Schott	Kash	Binderup	Kent	Kiel II	Galloway
Feb. 18	MCNEESE (Canceled)									
Feb. 21	CAL POLY	Grahovac	LaViolette	Henseler	Schott	Kash	Binderup	Kent	Kiel II	Galloway
Feb. 22	CAL POLY	Grahovac	LaViolette	Henseler	Schott	Binderup	Kash	Kent	George	Harrison
Feb. 23	CAL POLY	Grahovac	LaViolette	Henseler	Schott	Kash	Binderup	Kent	Kiel II	Galloway
Feb. 25	TEXAS STATE	Kent	LaViolette	Henseler	Binderup	Schott	George	Kash	Farr	Harrison
Feb. 28	vs. Arizona%	Kent	LaViolette	Henseler	Schott	Binderup	Kash	Farr	Galloway	Kiel II
March 1	vs. Oklahoma State%	Kent	Henseler	LaViolette	Binderup	Farr	Bergevin	Erickson	Kiel II	Harrison
March 2	vs. Rice%	Kent	LaViolette	Henseler	Schott	Bergevin	Kash	Farr	Galloway	Kiel II
March 4	UTSA	Kent	LaViolette	Henseler	Schott	Bergevin	Kash	Farr	Galloway	Kiel II
March 5	TEXAS SOUTHERN	Kent	LaViolette	Henseler	Kash	Kiel II	Schott	George	Galloway	Farr
March 7	NEW MEXICO STATE	Kent	LaViolette	Henseler	Kash	Kiel II	Schott	George	Galloway	Farr
March 8	NEW MEXICO STATE	Kent	LaViolette	Henseler	Kash	Kiel II	Schott	George	Galloway	Farr
March 9	NEW MEXICO STATE	Kent	LaViolette	Henseler	Kash	Kiel II	Schott	George	Galloway	Farr
March 11	PRAIRIE VIEW A&M	Kent	LaViolette	Henseler	Kash	Kiel II	Schott	George	Harrison	Farr
March 14	ALABAMA*									
March 15	ALABAMA*									
March 16	ALABAMA*									
March 18	A&M-CORPUS CHRISTI									
March 20	at Vanderbilt*									
March 21	at Vanderbilt*									
March 22	at Vanderbilt*									
March 25	HCU									
March 28	KENTUCKY*									
March 29	KENTUCKY*									
March 30	KENTUCKY*									
April 1	UIW									
April 4	at Tennessee*									
April 5	at Tennessee*									
April 6	at Tennessee*									
April 8	at Sam Houston									
April 10	SOUTH CAROLINA*									
April 11	SOUTH CAROLINA*									
April 12	SOUTH CAROLINA*									
April 15	TARLETON									
April 17	at Arkansas*									
April 18	at Arkansas*									
April 19	at Arkansas*									
April 22	SAM HOUSTON									
April 25	at Texas*									
April 26	at Texas*									
April 27	at Texas*									
April 29	LAMAR									
May 2	LSU*									
May 3	LSU*									
May 4	LSU*									
May 6	at Houston									
May 9	MISSOURI*									
May 10	MISSOURI*									
May 11	MISSOURI*									
May 15	at Georgia*									
May 16	at Georgia*									
May 17	at Georgia*									

* - SEC game
% - Astros Foundation College Classic - Daikin Park - Houston, Texas
^ - SEC Tournament - Hoover Metropolitan Stadium - Hoover, Ala.

LINEUP BREAKDOWN

Leadoff
Grahovac ..... 5-22 (.227)
Kent ..... 12-39 (.308)

Second
Henseler ..... 2-3 (.667)
LaViolette ..... 12-51 (.235)

Third
Henseler ..... 18-53 (.340)
LaViolette ..... 1-3 (.333)

Cleanup
Binderup ..... 1-8 (.125)
Kash ..... 5-19 (.263)
Schott ..... 7-37 (.189)

Fifth
Bergevin ..... 1-7 (.142)
Binderup ..... 1-7 (.142)
Farr ..... 0-4 (.000)
Kash ..... 3-19 (.158)
Kiel ..... 10-21 (.476)
Schott ..... 0-2 (.000)

Sixth
Bergevin ..... 1-3 (.333)
Binderup ..... 3-15 (.200)
George ..... 0-3 (.000)
Kash ..... 5-11 (.455)
Schott ..... 7-18 (.388)

Seventh
Erickson ..... 0-3 (.000)
Farr ..... 2-11 (.182)
George ..... 2-15 (.133)
Kash ..... 0-3 (.000)
Kent ..... 6-19 (.316)

Eighth
Farr ..... 1-3 (.333)
Galloway ..... 5-24 (.208)
George ..... 1-2 (.500)
Harrison ..... 1-2 (.500)
Kiel II ..... 6-17 (.353)

Ninth
Farr ..... 5-13 (.385)
Galloway ..... 5-14 (.357)
Harrison ..... 0-9 (.000)
Kiel II ..... 5-11 (.455)

STARTING PITCHER BREAKDOWN

TEXAS A&M START CHART

STARTER	DATE	OPP	DEC	IP	H	R	ER	BB	SO	NP	WHEN LEFT	SCORE
Prager	2/14	ELON	ND	5.0	1	0	0	2	8	84	Tied 0-0	W, 4-2
Lamkin	2/15	ELON	ND	4.0	6	3	3	2	9	89	Up 8-3	W, 16-6
Patton	2/16	ELON	W	5.0	4	1	1	0	8	73	Up 11-1	W, 12-6
	2/18	MCNEESE (Canceled)										
Prager	2/21	CAL POLY	W	5.0	4	0	0	2	2	84	Up 4-0	W, 6-1
Lamkin	2/22	CAL POLY	ND	6.0	2	1	0	3	4	101	Tied 1-1	W, 4-3
Patton	2/23	CAL POLY	ND	7.0	4	0	0	1	8	92	Up 2-0	L, 2-3
Sims	2/25	TEXAS STATE	ND	2.0	2	1	1	0	3	32	Up 2-1	L, 3-7
Prager	2/28	Arizona%	ND	6.1	3	1	1	2	10	100	Up 2-1	L, 2-3
Lamkin	3/1	Oklahoma State%	L	6.2	6	4	2	0	10	99	Down 4-0	L, 0-4
Patton	3/2	Rice%	W	5.0	4	3	3	1	7	80	Up 12-3	W, 14-4
Moss	3/4	UTSA	L	3.1	1	3	3	1	2	53	Down 3-2	L, 4-7
Sims	3/5	TEXAS SOUTHERN	ND	4.0	4	2	2	0	3	55	Up 3-2	W, 6-2
Prager	3/7	NEW MEXICO STATE	W	7.0	3	0	0	2	7	89	-	W, 19-0
Lamkin	3/8	NEW MEXICO STATE	W	7.0	8	1	1	0	10	96	Up 7-1	W, 7-1
Patton	3/9	NEW MEXICO STATE	W	6.2	2	2	2	1	4	93	Down 2-1	L, 1-4
Moss	3/11	PRAIRIE VIEW A&M	W	3.0	1	0	0	1	3	43	Up 4-0	W, 14-0
	3/14	ALABAMA*										
	3/15	ALABAMA*										
	3/16	ALABAMA*										
	3/18	A&M-CORPUS CHRISTI										
	3/20	at Vanderbilt*										
	3/21	at Vanderbilt*										
	3/22	at Vanderbilt*										
	3/25	HCU										
	3/28	KENTUCKY*										
	3/29	KENTUCKY*										
	3/30	KENTUCKY*										
	4/1	UIW										
	4/4	at Tennessee*										
	4/5	at Tennessee*										
	4/6	at Tennessee*										
	4/8	at Sam Houston										
	4/10	SOUTH CAROLINA*										
	4/11	SOUTH CAROLINA*										
	4/12	SOUTH CAROLINA*										
	4/15	TARLETON										
	4/17	at Arkansas*										
	4/18	at Arkansas*										
	4/19	at Arkansas*										
	4/22	SAM HOUSTON										
	4/25	at Texas*										
	4/26	at Texas*										
	4/27	at Texas*										
	4/29	LAMAR										
	5/2	LSU*										
	5/3	LSU*										
	5/4	LSU*										
	5/6	at Houston										
	5/9	MISSOURI*										
	5/10	MISSOURI*										
	5/11	MISSOURI*										
	5/15	at Georgia*										
	5/16	at Georgia*										
	5/17	at Georgia*										
		- Starts	**6-3**	**83.0**	**55**	**22**	**19**	**18**	**98**	**5.2 IPS**	**2.06 ERA**	

** - SEC game*
% - Astros Foundation College Classic - Daikin Park - Houston, Texas
^ - SEC Tournament - Hoover Metropolitan Stadium - Hoover, Ala.

RUN SUPPORT

	STARTS	*RUN SUPPORT*	*RUNS/ GAME*	*TEAM RECORD*
Lamkin	4	27	6.8	3-1
Moss	2	18	9	1-1
Myles Patton	4	29	7.3	2-2
Prager	4	31	7.8	3-1
Sims	2	9	4.5	1-1
TOTALS	**16**	**114**	**7.1**	**10-6**

QUICK STATS – AS STARTER

	STARTS	IP	W-L	ERA	WHIP
Lamkin	4	23.2	1-1	2.28	1.14
Moss	2	6.1	1-1	4.26	0.63
Patton	4	23.2	2-1	2.28	0.72
Prager	4	23.1	2-0	0.39	0.81
Sims	2	6.0	0-0	4.50	1.00
TOTALS	**16**	**83.0**	**6-3**	**2.06**	**0.88**

STARTERS K/BB & K/9A

	K/BB	RATIO	K/9	BB/9
Lamkin	33/5	6.6	12.5	1.9
Moss	5/2	2.5	7.1	2.8
Patton	27/3	9.0	10.3	1.1
Prager	27/8	3.4	10.4	3.1
Sims	6/0	-	9.0	-
TOTALS	**98/18**	**5.4**	**10.6**	**2.0**

TEAM GAME-BY-GAME STATISTICS - BATTING

Date	Opponent	W/L	AB	R	H	RBI	2B	3B	HR	TB	BB	IBB	SB	CS	HBP	SAC	SF	GDP	K	PO	A	E	Avg
2/14	ELON	W	29	4	5	3	2	0	1	10	7	0	1	0	1	0	0	0	9	27	8	2	.172
2/15	ELON	W	33	16	14	14	2	0	4	26	6	0	0	0	1	0	0	0	7	21	4	3	.306
2/16	ELON	W	29	12	10	12	0	0	3	19	8	1	3	0	2	0	1	1	6	24	9	0	.319
2/18	MCNEESE (Canceled)																						
2/21	CAL POLY	W	34	6	9	6	3	0	1	15	2	0	2	0	5	0	0	0	4	27	7	2	.304
2/22	CAL POLY	W	29	4	6	4	4	0	0	10	4	0	0	1	1	0	0	0	11	27	11	2	.286
2/23	CAL POLY	L	30	2	5	2	0	0	0	5	3	0	0	1	0	0	0	1	3	27	9	2	.266
2/25	TEXAS STATE	L	33	3	7	3	1	0	2	14	6	0	1	0	0	0	0	1	12	27	8	0	.258
2/28	vs. Arizona%	L	31	2	5	2	0	1	1	10	5	0	0	0	2	0	0	0	13	27	6	0	.246
3/1	vs. Oklahoma State%	L	31	0	4	0	1	0	0	5	1	0	0	0	1	0	0	1	13	27	6	4	.233
3/2	vs. Rice%	W	33	14	12	13	0	0	5	27	7	0	1	0	0	0	0	0	4	21	3	0	.247
3/4	UTSA	L	35	4	8	4	0	0	1	11	4	0	0	0	1	0	0	0	4	27	9	5	.245
3/5	TEXAS SOUTHERN	W	29	6	7	6	2	0	0	9	8	0	3	0	1	0	1	1	2	27	11	0	.245
3/7	NEW MEXICO STATE	W	35	19	18	18	5	0	3	32	7	0	1	0	1	0	1	1	4	21	9	0	.268
3/8	NEW MEXICO STATE	W	33	7	10	6	4	1	0	16	3	0	1	1	1	0	1	1	10	27	2	0	.270
3/9	NEW MEXICO STATE	L	31	1	4	1	1	0	1	8	1	0	0	0	0	0	0	0	4	27	7	0	.261
3/11	PRAIRIE VIEW A&M	W	25	14	10	13	1	0	1	14	9	0	3	0	3	0	3	1	3	21	7	0	.268
3/14	ALABAMA*																						
3/15	ALABAMA*																						
3/16	ALABAMA*																						
3/18	A&M-CORPUS CHRISTI																						
3/20	at Vanderbilt*																						
3/21	at Vanderbilt*																						
3/22	at Vanderbilt*																						
3/25	HCU																						
3/28	KENTUCKY*																						
3/29	KENTUCKY*																						
3/30	KENTUCKY*																						
4/1	UIW																						
4/4	at Tennessee*																						
4/5	at Tennessee*																						
4/6	at Tennessee*																						
4/8	at Sam Houston																						
4/10	SOUTH CAROLINA*																						
4/11	SOUTH CAROLINA*																						
4/12	SOUTH CAROLINA*																						
4/15	TARLETON																						
4/17	at Arkansas*																						
4/18	at Arkansas*																						
4/19	at Arkansas*																						
4/22	SAM HOUSTON																						
4/25	at Texas*																						
4/26	at Texas*																						
4/27	at Texas*																						
4/29	LAMAR																						
5/2	LSU*																						
5/3	LSU*																						
5/4	LSU*																						
5/6	at Houston																						
5/9	MISSOURI*																						
5/10	MISSOURI*																						
5/11	MISSOURI*																						
5/15	at Georgia*																						
5/16	at Georgia*																						
5/17	at Georgia*																						
	TOTAL	**10-6**	**500**	**114**	**134**	**107**	**24**	**2**	**23**	**231**	**81**	**1**	**16**	**3**	**20**	**0**	**7**	**8**	**109**	**405**	**116**	**20**	**.268**

* - SEC game

% - Astros Foundation College Classic - Daikin Park - Houston, Texas

^ - SEC Tournament - Hoover Metropolitan Stadium - Hoover, Ala.

TEAM GAME-BY-GAME STATISTICS – PITCHING

Date	Opponent	W/L	IP	H	R	ER	BB	SO	2B	3B	HR	WP	BK	HBP	DP	IBB	Score	W	L	SV	ERA
2/14	ELON	W	9.0	5	2	1	4	10	1	0	0	1	0	2	1	0	4-2	1	-	1	1.00
2/15	ELON	W	7.0	10	6	5	4	13	1	0	0	0	0	2	1	0	16-6	2	-	-	3.38
2/16	ELON	W	8.0	11	6	6	4	9	3	0	0	1	1	1	0	0	12-6	3	-	-	4.50
2/18	MCNEESE (Canceled)																				
2/21	CAL POLY	W	9.0	7	1	0	3	3	0	0	0	0	0	3	2	0	6-1	4	-	-	3.27
2/22	CAL POLY	W	9.0	5	3	1	4	6	1	0	0	2	0	1	0	0	4-3	5	-	2	2.79
2/23	CAL POLY	L	9.0	6	3	2	1	10	0	0	1	1	0	0	2	0	2-3	-	1	-	2.65
2/25	TEXAS STATE	L	9.0	9	7	7	10	10	3	0	2	1	0	3	0	1	3-7	-	2	-	3.30
2/28	vs. Arizona%	L	9.0	8	3	3	4	13	1	0	1	0	0	0	0	0	2-3	-	3	-	3.26
3/1	vs. Oklahoma State%	L	9.0	8	4	2	0	14	0	1	1	0	0	2	0	0	0-4	-	4	-	3.12
3/2	vs. Rice%	W	7.0	7	4	4	1	12	2	0	1	0	0	2	0	0	14-4	6	-	-	3.28
3/4	UTSA	L	9.0	6	7	5	4	8	1	0	0	1	0	4	1	0	4-7	-	5	-	3.45
3/5	TEXAS SOUTHERN	W	9.0	6	2	2	2	7	0	0	2	0	0	2	0	0	6-2	7	-	-	3.32
3/7	NEW MEXICO STATE	W	7.0	3	0	0	2	7	0	0	0	0	0	1	1	0	19-0	8	-	-	3.11
3/8	NEW MEXICO STATE	W	9.0	11	1	1	0	12	1	0	0	0	0	3	0	0	7-1	9	-	-	2.95
3/9	NEW MEXICO STATE	L	9.0	4	4	4	2	8	1	0	1	0	0	1	0	1	1-4	-	6	-	3.02
3/11	PRAIRIE VIEW A&M	W	7.0	4	0	0	2	6	0	0	0	0	0	0	2	0	14-0	10	-	-	2.87
3/14	ALABAMA*																				
3/15	ALABAMA*																				
3/16	ALABAMA*																				
3/18	A&M-CORPUS CHRISTI																				
3/20	at Vanderbilt*																				
3/21	at Vanderbilt*																				
3/22	at Vanderbilt*																				
3/25	HCU																				
3/28	KENTUCKY*																				
3/29	KENTUCKY*																				
3/30	KENTUCKY*																				
4/1	UIW																				
4/4	at Tennessee*																				
4/5	at Tennessee*																				
4/6	at Tennessee*																				
4/8	at Sam Houston																				
4/10	SOUTH CAROLINA*																				
4/11	SOUTH CAROLINA*																				
4/12	SOUTH CAROLINA*																				
4/15	TARLETON																				
4/17	at Arkansas*																				
4/18	at Arkansas*																				
4/19	at Arkansas*																				
4/22	SAM HOUSTON																				
4/25	at Texas*																				
4/26	at Texas*																				
4/27	at Texas*																				
4/29	LAMAR																				
5/2	LSU*																				
5/3	LSU*																				
5/4	LSU*																				
5/6	at Houston																				
5/9	MISSOURI*																				
5/10	MISSOURI*																				
5/11	MISSOURI*																				
5/15	at Georgia*																				
5/16	at Georgia*																				
5/17	at Georgia*																				
	TOTAL	**10-6**		**135.0**	**110**	**53**	**43**	**47**	**148**	**15**	**1**	**9**	**7**	**1**	**27**	**10**	**2114-53**	**10**	**6**	**2**	**2.87**

* - SEC game
% - Astros Foundation College Classic - Daikin Park - Houston, Texas
^ - SEC Tournament - Hoover Metropolitan Stadium - Hoover, Ala.

SERIES BREAKDOWN – BATTING/FIELDING

Date	Opponent	W-L	AB	R	H	RBI	2B	3B	HR	TB	BB	OBP	SLG	SB-A	HBP	SF	SAC	GDP	K	CH	E	Fld	Avg
2/14-16	ELON	3-0	91	32	29	29	2	0	8	55	21	.462	.604	4-4	4	1	0	1	22	98	5	.949	.319
2/21-23	CAL POLY	2-1	93	12	20	12	7	0	1	30	9	.324	.323	2-4	6	0	0	1	18	114	6	.947	.215
3/7-9	NEW MEXICO STATE	2-1	99	27	32	25	10	1	4	56	11	.395	.566	2-3	2	2	0	2	18	93	0	1.000	.323
3/14-16	ALABAMA*																						
3/20-22	at Vanderbilt*																						
3/28-30	KENTUCKY*																						
4/4-6	at Tennessee*																						
4/10-12	SOUTH CAROLINA*																						
4/17-19	at Arkansas*																						
4/25-27	at Texas*																						
5/2-4	LSU*																						
5/9-11	MISSOURI*																						
5/15-17	at Georgia*																						

* - SEC series

SERIES BREAKDOWN – PITCHING

Date	Opponent	W-L	IP	H	R	ER	BB	SO	2B	3B	HR	WP	HBP	BK	DP	Score	W	L	SV	ERA
2/14-16	ELON	3-0	24.0	26	14	12	12	32	5	0	0	2	5	1	2	32-14	3	0	1	4.50
2/21-23	CAL POLY	2-1	27.0	18	7	3	8	19	1	0	1	3	4	0	4	12-7	2	1	1	1.00
3/7-9	NEW MEXICO STATE	2-1	25.0	18	5	5	4	27	2	0	1	0	5	0	1	27-5	2	1	0	1.80
3/14-16	ALABAMA*																			
3/20-22	at Vanderbilt																			
3/28-30	KENTUCKY*																			
4/4-6	at Tennessee*																			
4/10-12	SOUTH CAROLINA*																			
4/17-19	at Arkansas*																			
4/25-27	at Texas*																			
5/2-4	LSU*																			
5/9-11	MISSOURI*																			
5/15-17	at Georgia*																			

* - SEC series

LAST TIME AN AGGIE...

Hit a grand slam	Gavin Kash vs. NMSU, March 7, 2025
Hit exactly two home runs	Kaeden Kent vs. Rice, March 2, 2025
Hit three or more home runs	3, Jackson Appel vs. UTSA, April 9, 2024
Hit home runs in consecutive games	Kaeden Kent, March 2-4, 2025
Had a walk-off hit	Jackson Appel vs. UTSA, April 9, 2024
Had a walk-off home run	Jackson Appel vs. UTSA, April 9, 2024
Scored five or more runs	5, Trevor Werner, vs. Houston Christian, Feb. 28, 2023
Had four hits in a game	Hayden Schott vs. Oregon, June 9, 2024
Had five hits in a game	Jack Moss at Texas, March 29, 2022
Had six hits in a game	Mike Hickey vs. Westmont, February 18, 1991
Reached base in five or more consecutive AB's	Wyatt Henseler vs. Cal Poly, February 21, 2025
Had five or more RBI in a game	5, Gavin Kash vs. NMSU, March 7, 2025
Had two doubles in a game	Gavin Kash & Terrence Kiel II vs. NMSU, March 7, 2025
Had three or more doubles in a game	3, Ray Alejo at Missouri, April 1, 2021
Stole exactly three bases in a game	Jackson Appel at No. 22 South Carolina, April 6, 2024
Stole four or more bases in a game	4, Ryan Targac at LSU, March 19, 2022
Stole home	Ryan Targac vs. No. 7 Texas, June 19, 2022
Walked four or more times in a game	Jace LaViolette at Mississippi State, May 18, 2023
Pitched a seven-inning complete game	Ryan Prager vs. NMSU, March 8, 2025
Pitched a nine-inning complete game	Mitchell Kilkenny vs. No. 20 LSU, April 7, 2018
Pitched a seven-inning shutout	Ryan Prager vs. NMSU, March 7, 2025
Pitched a nine-inning shutout	Kyle Simonds vs. No. 5 Vanderbilt, May 7, 2016
Pitched a nine-inning shutout (road)	Michael Wacha at Kansas, April 13, 2012
Had 10 or more strikeouts in a game	10, Chris Cortez vs. Oregon, June 9, 2024
Had 15 or more strikeouts in a game	15, Bryce Miller vs. New Mexico State, March 6, 2021
Thrown 15 or more scoreless innings	15.1 Ryan Prager, February 14-28
Threw an immaculate inning	Ryan Prager vs. Texas, June 1, 2024

AGGIE CYCLES SINCE 2000

Blake Stouffer	vs Jacksonville State (2/23/2007)
Blake Stouffer	vs Ohio State (6/3/2007)
Tyler Naquin	vs Houston (3/6/2011)
Zach DeLoach	vs Stephen F. Austin (2/20/2018)
Chris Andritsos	vs Cornell (2/23/2018)
Jack Moss	at Texas (3/29/2022)
Ryan Targac	vs Kentucky (4/9/2022)

LAST TIME THE AGGIES...

Won 10 or more consecutive games	17, February 16-March 12, 2024
Won 15 or more consecutive games	17, February 16-March 12, 2024
Lost five or more consecutive games	6, April 1-11, 2021
Lost 10 or more consecutive games	12, April 7-21, 2000
Swept opponent at home	vs. Elon, February 14-16, 2025
Swept by opponent at home	Alabama, April 9-11, 2021
Swept opponent on the road	at Kentucky, March 22-24, 2019
Swept by opponent on the road	at Arkansas, April 27-29, 2023
Swept a ranked opponent	vs. No. 6 Vanderbilt, April 12-14, 2024
Score 10 or more runs in a game	12, vs. Elon, February 16, 2025
Score 20 or more runs in a game	21, vs. Wagner, February 25, 2024
Won an extra-inning game	No. 2 Arkansas, May 16, 2024
Lost an extra-inning game	vs. No. 4 Arkansas, May 24, 2023
Had 10-14 hits in a game	10, vs. PVAMU, March 11, 2025
Had 15 or more hits in a game	18, vs. NMSU, March 7, 2025
Hit back-to-back home runs	at No. 12 Alabama, April 19, 2024
Hit back-to-back-to-back home runs	vs. Georgia, April 9, 2016
Hit three home runs in a game	vs. NMSU, March 5, 2025
Hit four home runs in a game	vs. Elon, February 15, 2025
Hit five home runs in a game	vs. Rice, March 2, 2025
Hit six home runs in a game	vs. No. 17 Georgia, April 27, 2024
Scored five runs in an inning	vs. Tennessee, June 22, 2024
Scored six runs in an inning	vs. Rice, March 2, 2025
Scored seven runs in an inning	vs. PVAMU, March 11, 2025
Scored eight runs in an inning	vs. NMSU, March 7, 2025
Scored nine runs in an inning	vs. Oregon, June 9, 2024
Scored 10 or more runs in an inning	10, vs. Prairie View A&M, April 19, 2023
Scored 10 or more runs in a loss	10, vs. TCU, March 4, 2017
Allowed 10 or more runs in a game	10, at Ole Miss, May 11, 2024
Allowed 20 or more runs in a game	20, vs. No. 5 Tennessee, April 25, 2019
Was one-hit	vs. UCLA, February 29, 2020

AGGIES IN THE PROS

Name	Team (Debut)
Michael Helman	Minnesota Twins (2024)
Zach DeLoach	Chicago White Sox (2024)
Stephen Kolek	San Diego (2024)
Bryce Miller	Seattle (2023)
Braden Shewmake	Chicago White Sox (2023)
Ryan Hendrix	Cincinnatti (2021)
Corbin Martin	Houston (2019)
A.J. Minter	Atlanta (2017)
Kyle Martin	Boston (2017)
Daniel Mengden	Oakland (2016)
Ross Stripling	LA Dodgers (2016)
Tyler Naquin	Cleveland (2016)
Michael Wacha	St. Louis (2013)
Alex Wilson	Boston (2013)
Brooks Raley	Chicago Cubs (2012)
Kevin Whelan	NYY (2011)
Brandon Hicks	Atlanta (2010)
Robert Ray	Toronto (2009)
Cliff Pennington	Oakland (2008)
Justin Ruggiano	Tampa Bay (2007)
Zach Jackson	Milwaukee (2006)
Eric Reed	Florida (2006)
Logan Kensing	Florida (2004)
Casey Fossum	Boston (2001)
Justin Atchley	Cincinnatti (2001)
Jason Tyner	New York Mets (2000)
Kevin Beirne	Chicago White Sox (2000)
Matt Blank	Montreal (2000)
Kelly Wunsch	Chicago White Sox (2000)
Ryan Rupe	Tampa Bay (1999)
Chad Allen	Minnesota (1999)
Trey Moore	Montreal (1998)
Chris Clemons	Chicago White Sox (1997)
Jeff Granger	Kansas City (1993)
Rich Robertson	Pittsburgh (1993)
Scott Livingstone	Detroit (1991)
Ever Magallanes	Cleveland (1991)
Chuck Knoblauch	Minnesota (1991)
Russ Swan	San Francisco (1989)
Rick Luecken	Kansas City (1989)
Sherman Corbett	California (1988)
Steve Davis	Toronto (1985)
Mark Thurmond	San Diego (1983)
Mark Ross	Houston (1982)
Bryan "Twig" Little	Montreal (1982)
Robert Bonner	Baltimore (1980)
Doug Rau	LA Dodgers (1972)
Lou Camillli	Cleveland (1969)
Davey Johnson	Baltimore (1965)
Wally Moon	St. Louis (1954)
Les Peden	Washington (1953)
Ray Katt	New York (1952)
Stan Hollmig	Philadelphia (1949)
John Carden	New York (1946)
Jess Landrum	Chicago White Sox (1938)
Bill Sodd	Cleveland (1937)
J.T. "Jake" Mooty	Cincinnatti (1936)
Roy "Beau" Bell	St. Louis (1935)
Joel Hunt	St. Louis (1931)
E.E. "Topper" Rigney	Detroit (1922)
Bernie Henderson	Cleveland (1921)
Tim Griesenbeck	St. Louis (1920)
H.W. "Rip" Collins	New York (1920)
Mike Balenti	Cincinnatti (1911)

64 former Aggies have earned the call to the MLB.





SINGLE-GAME RECORDS

INDIVIDUAL – HITTING

AT-BATS

8	Michael Helman vs UT Arlington (3/13/2018)
	Chris Andritsos vs UT Arlington (3/13/2018)
	Hunter Coleman vs Davidson (6/9/2017)
	Cole Bedford vs Davidson (6/9/2017)
	Logan Taylor at TCU (6/8/2015)
	Dane Carter at Nebraska (5/9/2008)
	Blake Stouffer at Nebraska (5/9/2008)
	Kyle Colligan at Nebraska (5/9/2008)
	John Byington vs Arkansas (5/5/1989)
	Kirk Thompson vs Arkansas (5/5/1989)
	Jeff Schow at Texas Tech (4/6/1985)
	Mike Scanlin vs Rice (1984)

RUNS

5	Trevor Werner vs HCU (2/28/2023)
	Zach DeLoach vs Miami (Ohio) (2/14/2020)
	Zach DeLoach vs Stephen F. Austin (2/20/2018)
	Luke Anders vs UIC (5/30/2008)
	Dell Lindsey vs Nebraska (4/2/1999)
	Jason Tyner vs UTSA (4/23/1996)
	Chad Allen vs McNeese (2/18/1996)
	Rob Swain at Texas Tech (4/6/1985)
	Fred Gegen at Texas Tech (4/6/1985)
	Dave Elmendorf vs Texas Tech (1968)

HITS

6	Mike Hickey vs Westmont (2/18/1991)

RBI

10	Mike Hickey vs Westmont (2/18/1991)

DOUBLES

4	Justin Ruggiano vs Kansas (5/10/2003)
	Jim Hacker at Houston (1974)

TRIPLES

3	Joe Szekely vs Delta State (1982)
	Billy Hodge vs SMU (1971)

HOME RUNS

3	Jackson Appel vs. UTSA (4/9/2024)
	Jace LaViolette at Mississippi State (5/19/2023)
	Trevor Werner vs Alabama (5/12/2023)
	Dell Lindsey vs Nebraska (4/2/1999)
	Daylan Holt vs UT Pan American (2/6/1999)
	John Curl at Texas (4/29/1995)
	Jim Neumann at Houston (4/29/1989)
	Scott Livingstone at TCU (5/3/1985)
	Fred Gegen at Texas Tech (4/5/1985)
	Rodney Hodde vs TCU (1980)
	Dave Elmendorf vs Texas Tech (1968)

TOTAL BASES

14	John Curl at Texas (4/29/1995)
	Mike Hickey vs Westmont (2/18/1991)

WALKS DRAWN

5	Dylan Rock at Texas (5/6/2022)
	Blake Kopetsky vs Texas-Pan American (3/11/2015)

PITCHES HIT BY

3	Jordan Thompson at Mississippi State (5/20/2023)
	Austin Bost at Rice (3/22/2022)
	Mitchell Nau vs UT Pan American (3/10/2015)

HIT FOR THE CYCLE (MOST RECENT)

Ryan Targac	vs Kentucky (4/9/2022)
Jack Moss	at Texas (3/29/2022)
Chris Andritsos	vs Cornell (2/23/2018)
Zach DeLoach	vs Stephen F. Austin (2/20/2018)
Tyler Naquin	vs Houston (3/6/2011)
Blake Stouffer	vs Ohio State (6/3/2007)
Blake Stouffer	vs Jacksonville State (2/23/2007)

INDIVIDUAL – PITCHING

NO-HITTERS

George A. Smith	vs Texas (1907)
Bruce Kaat (7 inn)	vs St. Mary's (TX) (1972)
Bobby Wittkamp	vs TCU (1973)
Mark Thurmond	vs Texas Tech (1978)
Rick Luecken/Rock King	vs Delta State (1982)
Rick Luecken/Sherman Corbett	vs St. Mary's (TX) (1983)
Darryl Fry (7 inn)	vs Louisiana Tech (3/2/1987)
Fred Riscen (7 inn)	vs Rice (4/16/1988)
Matt Blank	vs UT Pan American (2/16/1996)
Ryan Rupe/Shane King/Chris Scarcella*	vs UT Pan American (2/6/1998)
Zach Jackson* (7 inn)	vs A&M-Corpus Christi (2/14/2004)
Ross Stripling	vs San Diego State (5/12/2012)
Kyle Simonds	vs Vanderbilt (5/7/2016)

* opening day

Team no-hitters - 13
Complete-game no-hitters - 10
9-inning complete-game no-hitters - 6

OPPONENT NO-HITTERS

John Dickerson	Northeast Louisiana (1982) (Texas A&M defeated NLU, 1-0)
Tim Deitz	Arkansas (4/2/1983)
Steve Parker	Arkansas (3/29/1986)

CONSECUTIVE SHUTOUT INNINGS

52.0	James "Hoot" Gibson (1976)

STRIKEOUTS IN A GAME

21	Jeff Granger vs Lubbock Christian (4/2/1993)
19	Bruce Kaat vs SMU (1970)

TEAM

AT-BATS

61	vs UT Arlington (3/13/2018)
61	vs Davidson (6/9/2017)

RUNS

32	vs. SMU (1936)

HITS

30	at Texas Tech (4/6/1985)

RBI

27	vs Prairie View A&M (2/19/2020)
27	vs Westmont (2/18/1991)

DOUBLES

11	vs Kansas (5/10/2003)

TRIPLES

6	vs Delta State (1982)

HOME RUNS

7	at Kansas (4/25/1998)
	vs Baylor (1978)

TOTAL BASES

48	vs Cornell (2/23/2018)
48	at Texas Tech (4/6/1985)

STOLEN BASES

12	vs. Northwestern State (2006)

BATTERS STRUCK OUT

23	vs Texas Tech (3/5/2023)
22	vs Army West Point (2/21/2020)

TIMES STRIKING OUT

26	vs TCU (3/4/2017)

DOUBLE PLAYS TURNED

4	many times; last vs. Ole Miss (5/26/2018)

MISC. SINGLE-GAME RECORDS – PITCHING

RECENT COMPLETE-GAME SHUTOUTS

DATE	PITCHER	CLASS	OPPONENT	SCORE
3/4/01	Matt Farnum	Fr.	Indiana State	4-0 (7)
3/24/01	Todd Deininger	So.	at Kansas State	1-0
4/6/01	Matt Farnum	Fr.	Kansas	8-0
2/15/02	Justin Moore	So.	(20) Arizona	4-0
2/14/04	Zach Jackson*	Jr.	A&M-Corpus Christi	15-0 (7)
4/10/04	Zach Jackson	Jr.	Kansas	4-0
5/15/04	Zach Jackson	Jr.	Kansas State	8-0
2/28/05	Kyle Marlatt	Sr.	Evansville	3-0 (7)
5/9/09	Ross Hales	Fr.	at (7) Texas	3-0
5/14/10	Barret Loux	Jr.	at Oklahoma State	7-0
5/21/11	Ross Stripling	Jr	at (4) Texas	3-0
3/23/12	Michael Wacha	Jr	at Pepperdine	4-0
4/13/12	Michael Wacha	Jr	at Kansas	5-0
5/12/12	Ross Stripling*	Sr	San Diego State	1-0
5/7/16	Kyle Simonds*	Sr	(5) Vanderbilt	3-0
5/4/19	Asa Lacy	So.	(7) Mississippi State	1-0 (7)
4/12/24	Ryan Prager	RSo.	(6) Vanderbilt	15-0 (7)
3/7/25	Ryan Prager	RJr.	New Mexico State	19-0 (7)

** no-hitter*

SINGLE-SEASON RECORDS – TOP 10

GAMES PLAYED

NO.	GAMES	PLAYER	YEAR
1.	70	Daylan Holt	1999
	70	Steve Scarborough	1999
	70	John Scheschuk	1999
4.	69	Krey Bratsen	2011
	69	Jacob House	2011
	69	Kenny Jackson	2011
7.	68	Ali Camarillo	2024
	68	Jace LaViolette	2024
	68	Hayden Schott	2024
	68	Matt Juengel	2011
	68	Tyler Naquin	2011

AT-BATS

NO.	AB	PLAYER	YEAR
1.	287	Daylan Holt	1999
2.	285	Gavin Grahovac	2024
3.	282	Sean Heaney	1999
4.	278	Brandon Hicks	2007
	278	Jason Tyner	1998
6.	277	José Duran	2008
7.	274	Braden Shewmake	2017
	274	Chad Alexander	1995
9.	273	Tyler Naquin	2011
10.	272	Jacob House	2011
	272	Ever Magallanes	1987

HITS

NO.	HITS	PLAYER	YEAR
1.	107	Jason Tyner	1998
2.	106	Chad Alexander	1995
3.	105	Brodie Greene	2010
4.	104	Tyler Naquin	2011
5.	103	Jack Moss	2022
		José Duran	2008
7.	102	Blake Stouffer	2007
8.	100	Boomer White	2016
	100	Jason Tyner	1997
	100	Jason Tyner	1996

BATTING AVERAGE

(Minimum 2.5 at bats per team game)

NO.	AVG.	PLAYER	YEAR
1.	.443	Mike McClure	1965
2.	.442	John Byington	1989
3.	.433	Bobby Beach	1983
4.	.420	R.J. Englert	1972
5.	.415	John Curl	1995
6.	.407	Jason Tyner	1996
7.	.406	Jim Hacker	1974
8.	.403	Scott Livingstone	1987
9.	.402	Dave Elmendorf	1971
	.402	Robert Long	1969

RUNS

NO.	RUNS	PLAYER	YEAR
1.	90	Kirk Thompson	1989
2.	87	Jace LaViolette	2024
3.	83	Gavin Grahovac	2024
4.	82	Terry Taylor	1989
	80	Steven Truitt	1999
6.	79	Chad Alexander	1995
7.	78	Daylan Holt	1999
8.	77	Chuck Knoblauch	1989
9.	76	John Byington	1989
10.	75	Brandon Hicks	2007

DOUBLES

NO.	2B	PLAYER	YEAR
1.	27	Sean Heaney	1999
2.	24	Steven Truitt	1999
3.	23	Tyler Naquin	2011
	23	Blake Stouffer	2007
5.	22	Daylan Holt	1999
	22	Daylan Holt	1998
	22	Steven Truitt	1998
	22	Chad Allen	1995
	22	John Byington	1987
10.	21	Five Players Tied	

TRIPLES

NO.	3B	PLAYER	YEAR
1.	9	Dane Carter	2008
	9	Brian Thomas	1993
3.	7	Tyler Naquin	2011
	7	Brodie Greene	2010
	7	José Duran	2008
	7	Joe Szekely	1982
	7	Joe Szekely	1981
8.	6	Six Players Tied	

HOME RUNS

NO.	HR	PLAYER	YEAR
1.	34	Daylan Holt	1999
2.	29	Jace LaViolette	2024
3.	27	Braden Montgomery	2024
4.	25	Craig Kuzmic	1998
5.	23	Gavin Grahovac	2024
6.	21	Jace LaViolette	2023
7.	20	Mike Scanlin	1986
8.	19	Dylan Rock	2022
	19	Will Frizzell	2021
	19	Steven Truitt	1999
	19	Scott Livingstone	1987

RUNS BATTED IN

NO.	RBI	PLAYER	YEAR
1.	105	Daylan Holt	1999
2.	89	John Byington	1989
3.	85	Braden Montgomery	2024
	85	Blake Stouffer	2007
5.	79	Jason Stephens	1996
6.	78	Jace LaViolette	2024
	78	John Byington	1987
8.	76	Scott Livingstone	1987
9.	72	Craig Kuzmic	1998
	72	Eric Albright	1989

TOTAL BASES

NO.	TB	PLAYER	YEAR
1.	228	Daylan Holt	1999
2.	188	Jace LaViolette	2024
3.	184	Chad Alexander	1995
4.	182	Steven Truitt	1999
5.	179	Brodie Greene	2010
6.	174	Craig Kuzmic	1998
7.	173	Braden Montgomery	2024
8.	171	Blake Stouffer	2007
	171	John Byington	1987
10.	167	John Curl	1995
	167	Scott Livingstone	1987

STOLEN BASES

NO.	SB	PLAYER	YEAR
1.	41	Jason Tyner	1996
2.	39	Jason Tyner	1998
3.	38	Jason Tyner	1997
4.	36	Chuck Knoblauch	1989
	36	Kirk Thompson	1989
6.	34	Ben Feltner	2007
7.	31	Krey Bratsen	2011
8.	29	Cliff Pennington	2005
9.	28	Brandon Hicks	2007
10.	27	Billy Harlan	1993

WALKS

NO.	BB	PLAYER	YEAR
1.	64	Jace LaViolette	2024
2.	57	John Scheschuk	1999
	57	J.P. Bramhall	1981
4.	53	Braden Montgomery	2024
	53	Kole Kaler	2022
6.	52	Dylan Rock	2022
7.	51	Ted Burton	2024
8.	50	Brian Thomas	1992
	50	Terry Taylor	1989
	50	Kirk Thompson	1989

HIT BY PITCH

NO.	HBP	PLAYER	YEAR
1.	21	Luke Anders	2008
2.	20	Justin Pouk	2003
3.	18	Caleb Shofner	2010
	18	Caleb Shofner	2009
	18	Darby Brown	2008
6.	16	Dylan Rock	2022
7.	15	Kyle Colligan	2009
	15	Travis Wong	2002
9.	14	Kyle Colligan	2008
10.	13	Jordan Thompson	2023
	13	Tyler Naquin	2012
	13	Matt Juengel	2011

LONGEST HITTING STREAK

NO.	GM	PLAYER	YEAR
1.	28	R.J. Englert	1972
2.	27	Tyler Naquin	2011
3.	26	Kirk Thompson	1989
4.	24	José Duran	2008
5.	22	Mikey Reynolds	2013
	22	Rich Petru	1996
	22	Scott Livingstone	1988
8.	21	Ben Feltner	2007
9.	20	Michael Helman	2018
	20	Cliff Pennington	2004

STREAK FOR CONSECUTIVE GAMES REACHING BASE

Mikey Reynolds (2013), 45

LONGEST HITTING STREAK (CONFERENCE GAMES ONLY)

NO.	GM	PLAYER	YEAR
1.	24	Boomer White	2016
2.	20	Steven Truitt	1997
3.	18	Kyle Colligan*	2008-09
	18	Cliff Pennington†	2003-04
5.	17	Tyler Naquin	2011
6.	16	Eric Scheidt^	2003-04
	16	Robert Bonner	1976
	16	R.J. Englert	1972
9.	15	Nick Banks	2015
	15	José Duran	2008
	15	Jason Tyner	1998

* final 7 Big 12 games of '08 and first 11 of '09
† final 16 Big 12 games of '03 and first two of '04
^ final 15 Big 12 games of '03 and first of '04

APPEARANCES

NO.	APP.	PITCHER	YEAR
1.	39	Estevan Uriegas	2012
2.	38	Kyle Martin	2012
3.	36	Nick Fleece	2011
4.	35	Andrew Vinson	2015
5.	33	Bryce Miller	2019
	33	Nolan Hoffman	2018
	33	Kaylor Chafin	2017
	33	Jason Jester	2013
	33	Kyle Martin	2011
	33	John Stilson	2010
	33	Kyle Thebeau	2008

WINS

NO.	WINS	PITCHER	YEAR
1.	16	James Gibson	1976
2.	15	Jeff Granger	1993
3.	14	Ross Stripling	2011
4.	13	Mark Thurmond	1978
5.	12	Chris Russ	1999
	12	Casey Fossum	1999
	12	Casey Fossum	1998
	12	Trey Moore	1993
	12	Keith Langston	1989
	12	Gary Geiger	1987
	12	Pat Hubert	1951

INNINGS PITCHED

NO.	IP	PITCHER	YEAR
1.	133.0	Casey Fossum	1999
2.	129.2	Michael Wacha	2011
3.	127.0	Jeff Granger	1993
4.	125.2	Ross Stripling	2011
5.	124.0	Kyle Nicholson	2007
6.	123.0	Mark Ross	1978
7.	122 0	Casey Fossum	1998
8.	121.0	Jeff Granger	1992
9.	120.0	Zach Jackson	2004
10.	118.0	Ross Stripling	2012

STRIKEOUTS

NO.	K	PITCHER	YEAR
1.	162	Casey Fossum	1999
2.	150	Jeff Granger	1993
3.	136	Barret Loux	2010
4.	130	Asa Lacy	2019
	130	Jeff Granger	1992
6.	129	Casey Fossum	1998
7.	127	Zach Jackson	2004
8.	125	Ryan Rupe	1998
9.	124	Ryan Prager	2024
10.	123	Michael Wacha	2011
	123	Chance Caple	1999

COMPLETE GAMES

NO.	CG	PITCHER	YEAR
1.	10	James Gibson	1976
2.	9	Dale Barry	1986
	9	Mark Thurmond	1979
	9	Mark Ross	1979
	9	Mark Thurmond	1978
	9	James Gibson	1975
7.	8	Casey Fossum	1999
	8	Jeff Granger	1993
	8	Ronnie Allen	1990
	8	Rick Leucken	1980
	8	Mark Ross	1977

EARNED RUN AVERAGE

(minimum 1 IP per team game)

NO.	ERA	IP	PITCHER	YEAR
1.	0.80	79.0	John Stilson	2010
2.	0.86	73.0	Doug Rau	1970
3.	1.09	115.0	James Gibson	1976
4.	1.24	50.0	Peter Munday	1955
5.	1.25	64.0	Paul Czerwinski	1971
6.	1.43	44.0	Walter Varvel	1967
	1.43	44.0	Ken Perrin	1966
8.	1.50	66.0	Bruce Katt	1972
9.	1.56	40.0	Ed Singley	1963
10.	1.58	34.0	Rocky Thompson	1968

SAVES

NO.	SV	Pitcher	Year
1.	14	Nolan Hoffman	2018
	14	Jason Jester	2013
3.	13	Scott Beerer	2003
4.	12	Kasey Kalich	2019
5.	11	Scott Centala	1988
6.	10	Evan Aschenbeck	2024
	10	John Stilson	2010
	10	Pat Jamison	1971
	10	Scott Centala	1989
10.	9	Travis Starling	2008
	9	Chris Russ	2001

CAREER RECORDS – TOP 10

GAMES (200-GAME CLUB)

NO.	GAMES	PLAYER	YEARS
1.	245	Krey Bratsen	2011-14
2.	241	Scott Livingstone	1985-88
3.	236	Kevin Gonzalez	2008-11
4.	231	Blake Allemand	2012-15
	231	Sean Heaney	1997-00
6.	228	Brodie Greene	2007-10
7.	223	Brian Thomas	1990-93
8.	222	Robert Harris	1992-95
9.	218	Kyle Colligan	2006-09
10.	217	Travis Williams	1989-92

AT-BATS

NO.	AB	PLAYER	YEARS
1.	881	Scott Livingstone	1985-88
2.	865	Sean Heaney	1997-00
3.	842	Krey Bratsen	2011-14
4.	818	Blake Allemand	2012-15
5.	814	Kyle Colligan	2006-09
6.	802	Robert Harris	1992-95
7.	794	Jason Tyner	1996-98
8.	771	Daylan Holt	1998-00
9.	768	Braden Shewmake	2017-19
10.	766	Kevin Gonzalez	2008-11

HITS

NO.	HITS	PLAYER	YEARS
1.	307	Jason Tyner	1996-98
2.	301	Scott Livingstone	1985-88
3.	261	Chuck Knoblauch	1987-89
4.	260	John Byington	1987-89
5.	257	Sean Heaney	1997-00
6.	252	Brodie Greene	2007-10
7.	249	Daylan Holt	1998-00
8.	248	Braden Shewmake	2017-19
9.	246	Cliff Pennington	2003-05
10.	243	Krey Bratsen	2011-14

BATTING AVERAGE

(minimum 300 AB and completed eligibility)

NO.	AVG.	PLAYER	YEARS
1.	.394	R.J. Englert	1970-72
2.	.387	Jason Tyner	1996-98
3.	.372	John Byington	1987-89
4.	.362	Joe Patterson	2009-10
5.	.356	Chuck Knoblauch	1987-89
6.	.352	John Scheschuk	1996-99
	.352	Johnny Hunter	1996-97
	.352	Steve Johnigan	1984-85
9.	.351	Jeff Schow	1985-86
10.	.350	Chad Allen	1994-96

RUNS

NO.	RUNS	PLAYER	YEARS
1.	217	Scott Livingstone	1985-88
2.	206	Chuck Knoblauch	1987-89
3.	202	Jason Tyner	1996-98
4.	198	John Byington	1987-89
5.	190	Brian Thomas	1990-93
6.	189	Kyle Colligan	2006-09
7.	187	Terry Taylor	1987-89
8.	177	Steven Truitt	1997-99
9.	176	Brodie Greene	2007-10
10.	171	Sean Heaney	1997-00
	171	Robert Harris	1992-95

DOUBLES

NO.	2B	PLAYER	YEARS
1.	75	Scott Livingstone	1985-88
2.	64	Steven Truitt	1997-99
3.	63	John Byington	1987-89
4.	62	Sean Heaney	1997-00
5.	55	Daylan Holt	1998-00
6.	53	Buddy Haney	1982-85
7.	52	Chuck Knoblauch	1987-89
8.	49	Tyler Naquin	2010-12
9.	45	Brian Thomas	1990-93
	45	Mike Scanlin	1983-86

TRIPLES

NO.	3B	PLAYER	YEARS
1.	14	Chad Allen	1994-96
	14	Brian Thomas	1990-93
	14	Joe Szekely	1980-82
	14	Mike Hurdle	1977-80
5.	13	Tyler Naquin	2010-12
	13	Billy Cannon	1981-83
7.	12	Brodie Greene	2007-10
	12	Mike Scanlin	1983-86
9.	11	Robert Bonner	1975-78
10.	10	Six Players Tied	

HOME RUNS

NO.	HR	PLAYER	YEARS
1.	56	Daylan Holt	1998-00
2.	**55**	**Jace LaViolette**	**2023-present**
3.	50	Scott Livingstone	1985-88
4.	47	John Byington	1987-89
5.	43	Mike Scanlin	1983-86
6.	42	Kyle Colligan	2006-09
7.	40	Luke Anders	2006-09
8.	34	Steven Truitt	1997-99
9.	30	Will Frizzell	2018-21
	30	Kyle Hawthorne	1977-79

RUNS BATTED IN

NO.	RBI	PLAYER	YEARS
1.	228	Scott Livingstone	1985-88
2.	225	John Byington	1987-89
3.	202	Daylan Holt	1998-00
4.	183	Terry Taylor	1987-89
5.	167	Jason Stephens	1994-97
6.	163	Robert Harris	1992-95
7.	161	Braden Shewmake	2017-19
	161	**Jace LaViolette**	**2023-present**
9.	157	Luke Anders	2006-09
10.	147	Chuck Knoblauch	1987-89

TOTAL BASES

NO.	TB	PLAYER	YEARS
1.	543	Scott Livingstone	1985-88
2.	486	Daylan Holt	1998-00
3.	480	John Byington	1987-89
4.	428	Kyle Colligan	2006-09
	428	Steven Truitt	1997-99
6.	425	Mike Scanlin	1983-86
7.	414	Sean Heaney	1997-00
8.	402	Brodie Greene	2007-10
9.	392	Terry Taylor	1987-89
10.	382	Robert Harris	1992-95

STOLEN BASES

NO.	SB	PLAYER	YEARS
1.	118	Jason Tyner	1996-98
2.	88	Krey Bratsen	2011-14
3.	83	Chuck Knoblauch	1987-89
4.	63	Steven Truitt	1997-99
5.	56	Blake Stouffer	2005-08
6.	55	Brian Thomas	1990-93
7.	53	Cliff Pennington	2003-05
	53	Billy Harlan	1991-94
9.	49	Scott Arthur	2009-12
	49	Chad Allen	1994-96

WALKS

NO.	BB	PLAYER	YEARS
1.	140	Brian Thomas	1990-93
2.	132	Terry Taylor	1987-89
3.	**128**	**Jace LaViolette**	**2023-present**
4.	125	Erik Schindewolf	2001-04
5.	123	Blake Allemand	2012-15
6.	122	Robert Harris	1992-95
7.	120	Blake Stouffer	2005-08
8.	117	Scott Livingstone	1985-88
9.	113	Chuck Knoblauch	1987-89
10.	107	John Scheschuk	1996-99

APPEARANCES

NO.	APP.	PITCHER	YEARS
1.	105	Andrew Vinson	2013-16
2.	103	Kyle Thebeau	2006-09
3.	100	Estevan Uriegas	2009-12
4.	98	Kyle Martin	2010-13
5.	86	Chris Russ	1998-01
6.	83	Kyle Nicholson	2004-07
7.	82	Jason Meyer	2004-07
8.	81	Joseph Menefee	2019-22
9.	79	Nick Fleece	2008-11
10.	78	Chandler Jozwiak	2018-21
	78	Ty Schlottmann	2013-16

WINS

NO.	WINS	PITCHER	YEARS
1.	34	Mark Ross	1976-79
	34	Mark Thurmond	1976-79
3.	31	Ross Stripling	2009-12
	31	Jeff Granger	1991-93
5.	30	Ryan Rupe	1994-98
6.	27	Michael Wacha	2010-12
	27	Casey Fossum	1997-99
8.	26	Clint Thomas	1973-76
9.	25	James Gibson	1975-76
10.	24	Rick Luecken	1980-83

INNINGS PITCHED

NO.	IP	PITCHER	YEARS
1.	397.0	Mark Ross	1976-79
2.	353.2	Ross Stripling	2009-12
3.	348.2	Michael Wacha	2010-12
4.	347.0	Jeff Granger	1991-93
5.	343.1	Casey Fossum	1997-99
6.	322.0	Ryan Rupe	1994-98
7.	304.0	Jason Meyer	2004-07
8.	294.2	Mark Thurmond	1976-79
9.	285.2	Rick Luecken	1980-83
10.	280.0	Kyle Nicholson	2004-07

STRIKEOUTS (200-K CLUB)

NO.	K	PITCHER	YEARS
1.	404	Casey Fossum	1997-99
2.	401	Jeff Granger	1991-93
3.	340	Ross Stripling	2009-12
4.	336	Michael Wacha	2010-12
5.	281	Ryan Rupe	1994-98
6.	279	Barret Loux	2008-10
7.	273	Mark Thurmond	1976-79
8.	260	Jason Meyer	2004-07
9.	259	Kyle Thebeau	2006-09
10.	258	John Doxakis	2017-19

COMPLETE GAMES

NO.	CG	PITCHER	YEARS
1.	26	Mark Ross	1976-79
2.	25	Mark Thurmond	1976-79
3.	20	Ronnie Allen	1989-91
4.	19	James Gibson	1975-76
5.	18	Rick Luecken	1980-83
6.	17	Jeff Granger	1991-93
7.	16	Clint Thomas	1973-76
8.	15	Casey Fossum	1997-99
9.	14	Doug Rau	1968-70
	14	Joseph Hardgrove	1953-55

EARNED RUN AVERAGE

(minimum 100 IP and completed eligibility)

NO.	ERA	IP	NAME	YEARS
1.	1.27	170.1	John Stilson	2010-11
2.	1.70	190.0	Doug Rau	1968-70
3.	1.71	211.0	James Gibson	1975-76
4.	2.00	229.0	Chuck McGuire	1962-64
5.	2.03	115.0	Dale Barry	1986
6.	2.12	148.0	Tommy Chiles	1965-67
7.	2.29	294.0	Mark Thurmond	1976-79
8.	2.31	105.0	Wayne Schaper	1958-59
9.	2.45	348.2	Michael Wacha	2010-12
10.	2.52	135.0	John Crain	1962-64

SAVES

NO.	SV	PITCHER	YEARS
1.	23	Scott Centala	1987-89
2.	17	Jason Jester	2013-14
3.	16	Mark Ecker	2014-16
	16	Chris Russ	1998-01
5.	15	Travis Starling	2007-09
6.	14	Nolan Hoffman	2018
7.	13	Evan Aschenbeck	2023-24
	13	Scott Beerer	2003
	13	Brian Parker	1993-95
	13	John Pockrus	1977-79
	13	Pat Jamison	1970-71

WINNING PERCENTAGE

(minimum 100 IP)

NO.	W-L	PCT.	NAME	YEARS
1.	11-1	.917	David Newmann	2006-07
	11-1	.917	Dale Barry	1986
3.	9-1	.900	Steve Hughes	1988-91
4.	16-2	.889	Keith Langston	1988-89
5.	12-2	.857	David Benesh	1968-70
6.	17-3	.850	Pat Hubert	1950-51
7.	25-6	.839	James Gibson	1975-76
8.	10-2	.833	Brian Finch	2001-03
9.	14-3	.824	John Stilson	2010-11
10.	9-2	.818	Travis Starling	2007-09



*A two-time All-American **JEFF GRANGER** (1991-93) may be most remembered by his unforgettable 21-strikeout performance against Lubbock Christian on April 2, 1993.*



JAMAL GEORGE

JR. / UTIL / TRUJILLO, P.R. / ALABAMA STATE / 5-11 / 185 / S-R

SEASON/CAREER HIGHS

3 (6x) vs. Prairie View A&M (3/11/25)	At-Bats	7 at Florida A&M (5/19/23)
1 (4x) vs. New Mexico State (3/7/25)	Hits	4 (3x) vs. Jackson State (4/14/24)
1 vs. Cal Poly (2/22/25)	Doubles	1 (23x) vs. Cal Poly (2/22/25)
	Triples	-
	Home Runs	2 vs. Southern U (5/23/24)
1 (2x) vs. Prairie View A&M (3/11/25)	RBI	5 vs. Southern U (5/23/24)
2 vs. New Mexico State (3/7/25)	Runs Scored	4 (2x) vs. Jackson State (4/14/23)
2 vs. New Mexico State (3/7/25)	Walks	2 (6x) vs. New Mexico State (3/7/25)
1 vs. Texas Southern (3/5/25)	Hit by Pitch	1 (13x) vs. Texas Southern (3/5/25)
1 vs. New Mexico State (3/7/25)	Stolen Bases	2 (2x) vs. Alabama A&M (3/22/24)

YR.	AVG.	GP/GS	AB	R	H	2B	3B	HR	RBI	BB	SB/ATT
2023	.284	57/56	197	42	56	12	0	6	34	28	8/12
2024	.316	50/47	174	44	54	10	0	9	35	23	10/10
2025	.182	9/7	22	5	4	1	0	0	2	5	1/1
Totals	**.290**	**116/110**	**393**	**91**	**114**	**23**	**0**	**15**	**71**	**56**	**19/23**

2025 GAME-BY-GAME STATS

Date	Opponent	Pos	AB	R	H	RBI	2B	3B	HR	BB	SB	CS	HBP	SAC	SF	GDP	K	PO	A	E	Avg
Feb 16	ELON	of	1	1	1	0	0	0	0	0	0	0	0	0	0	0	0	0	0	0	1.000
Feb 22	CAL POLY	*of	2	1	1	1	1	0	0	1	0	0	0	0	0	0	0	6	0	0	.667
Feb 25	TEXAS STATE	*of	3	0	0	0	0	0	0	1	0	0	0	0	0	0	3	4	0	0	.333
Feb 28	vs Arizona	of	1	0	0	0	0	0	0	0	0	0	0	0	0	0	1	0	0	0	.286
Mar 05	TEXAS SOUTHERN	*of	3	0	1	0	0	0	0	0	0	0	1	0	0	0	0	2	0	0	.300
Mar 07	NEW MEXICO STATE	*of	3	2	1	0	0	0	0	2	1	0	0	0	0	0	0	3	0	0	.308
Mar 08	NEW MEXICO STATE	*of	3	1	0	0	0	0	0	1	0	0	0	0	0	0	3	2	0	0	.250
Mar 09	NEW MEXICO STATE	*of	3	0	0	0	0	0	0	0	0	0	0	0	0	0	1	2	0	0	.211
Mar 11	PRAIRIE VIEW A&M	*of	3	0	0	1	0	0	0	0	0	0	0	0	0	1	0	0	1	1	0	.182
Totals		7gs	22	5	4	2	1	0	0	5	1	0	1	0	1	0	8	20	1	0	.182



JACOB GALLOWAY

JR. / C / CAMARILLO, CALIF. / USC / 5-9 / 180 / L-R

SEASON/CAREER HIGHS

4 (7x) vs. New Mexico State (3/8/25)	At-Bats	6 (2x) at Stanford (3/17/24)
3 vs. Elon (2/16/25)	Hits	3 (8x) vs. Elon (2/16/25)
1 (2x) vs. Cal Poly (2/14/25)	Doubles	2 (2x) vs. Ohio State (2/18/24)
	Triples	1 vs. Long Beach State (5/2/23)
1 vs. Elon (2/16/25)	Home Runs	1 (8x) vs. Elon (2/16/25)
4 vs. Elon (2/16/25)	RBI	4 (2x) vs. Elon (2/16/25)
2 vs. Rice (3/2/25)	Runs Scored	3 (3x) vs. Oregon State (3/29/24)
2 vs. Rice (3/2/25)	Walks	3 at UCLA (3/22/24)
	Hit by Pitch	2 vs. Oregon (5/6/23)
1 (2x) vs. Texas Southern (3/5/25)	Stolen Bases	1 (4x) vs. Texas Southern (3/5/25)

YR.	AVG.	GP/GS	AB	R	H	2B	3B	HR	RBI	BB	SB/ATT
2023	.365	24/19	63	12	23	5	1	1	11	3	0/1
2024	.286	58/57	213	42	61	17	0	6	40	27	2/5
2025	.263	12/11	38	6	10	2	0	1	7	4	2/4
Totals	**.299**	**94/87**	**314**	**60**	**94**	**24**	**1**	**8**	**58**	**34**	**4/10**

2025 GAME-BY-GAME STATS

Date	Opponent	Pos	AB	R	H	RBI	2B	3B	HR	BB	SB	CS	HBP	SAC	SF	GDP	K	PO	A	E	Avg
Feb 14	ELON	*c	4	0	1	0	1	0	0	0	0	0	0	0	0	0	1	10	0	1	.250
Feb 16	ELON	*c	4	1	3	4	0	0	1	0	1	0	0	0	0	0	0	9	0	0	.500
Feb 21	CAL POLY	*c	4	0	1	1	1	0	0	0	0	0	0	0	0	0	0	4	0	0	.417
Feb 23	CAL POLY	*c	2	0	0	0	0	0	0	1	0	1	0	0	0	0	0	10	1	0	.357
Feb 28	vs Arizona	*c	4	0	0	0	0	0	0	0	0	0	0	0	0	0	0	13	0	0	.278
Mar 02	vs RICE	*c	2	2	0	0	0	0	0	2	0	0	0	0	0	0	0	12	0	0	.250
Mar 04	UTSA	*c	4	1	0	0	0	0	0	0	0	0	0	0	0	0	0	8	0	0	.208
Mar 05	TEXAS SOUTHERN	*c	3	0	1	0	0	0	0	1	1	0	0	0	0	1	0	6	1	0	.222
Mar 07	NEW MEXICO STATE	*c	4	1	2	1	0	0	0	0	0	0	0	0	1	0	1	6	1	0	.258
Mar 08	NEW MEXICO STATE	*c	4	1	2	1	0	0	0	0	0	1	0	0	0	0	1	12	0	0	.286
Mar 09	NEW MEXICO STATE	*c	3	0	0	0	0	0	0	0	0	0	0	0	0	0	1	8	1	0	.263
Totals		11gs	38	6	10	7	2	0	1	4	2	2	0	0	1	1	4	99	4	1	.263



TERRENCE KIEL II

FR. / INF-OF / ATLANTA, GA. / PACE ACADEMY / 6-1 / 185 / S-R

SEASON/CAREER HIGHS

5 vs. New Mexico State (3/7/25)	At-Bats	5 vs. New Mexico State (3/7/25)
3 (3x) vs. Prairie View A&M (3/11/25)	Hits	3 (3x) vs. Prairie View A&M (3/11/25)
2 vs. New Mexico State (3/7/25)	Doubles	2 vs. New Mexico State (3/7/25)
	Triples	
	Home Runs	
3 vs. Rice (3/2/25)	RBI	3 vs. Rice (3/2/25)
2 (3x) vs. Prairie View A&M (3/11/25)	Runs Scored	2 (3x) vs. Prairie View A&M (3/11/25)
2 vs. Elon (2/14/25)	Walks	2 vs. Elon (2/14/25)
1 vs. Cal Poly (2/21/25)	Hit by Pitch	1 vs. Cal Poly (2/21/25)
2 vs. Prairie View A&M (3/11/25)	Stolen Bases	2 vs. Prairie View A&M (3/11/25)

YR.	AVG.	GP/GS	AB	R	H	2B	3B	HR	RBI	BB	SB/ATT
2025	.420	16/14	50	11	21	3	0	0	11	4	6/7
Totals	**.420**	**16/14**	**50**	**11**	**21**	**3**	**0**	**0**	**11**	**4**	**6/7**

2025 GAME-BY-GAME STATS

Date	Opponent	Pos	AB	R	H	RBI	2B	3B	HR	BB	SB	CS	HBP	SAC	SF	GDP	K	PO	A	E	Avg
Feb 14	ELON	*of	2	0	0	1	0	0	0	2	0	0	0	0	0	0	0	2	0	0	.000
Feb 15	ELON	*of	4	1	2	2	0	0	0	0	0	0	0	0	0	0	0	2	0	0	.333
Feb 16	ELON	*of	2	2	2	0	0	0	0	1	1	0	0	0	0	0	0	2	0	0	.500
Feb 21	CAL POLY	*of	3	1	1	0	0	0	0	0	1	0	1	0	0	0	1	2	0	0	.455
Feb 23	CAL POLY	*of	3	0	1	0	0	0	0	0	0	0	0	0	0	0	0	2	1	0	.429
Feb 25	TEXAS STATE	ph/of	1	0	0	0	0	0	0	0	0	0	0	0	0	1	0	1	0	0	.400
Feb 28	vs Arizona	*of	3	0	1	0	0	0	0	1	0	0	0	0	0	0	1	1	0	0	.389
Mar 01	vs Oklahoma State	*of	3	0	0	0	0	0	0	0	0	0	0	0	0	0	1	1	1	0	.333
Mar 02	vs RICE	*of	4	2	3	3	0	0	0	0	0	0	0	0	0	0	0	0	0	0	.400
Mar 04	UTSA	*of	4	0	1	0	0	0	0	0	0	0	0	0	0	0	0	1	0	0	.379
Mar 05	TEXAS SOUTHERN	*of	4	1	1	1	0	0	0	0	1	0	0	0	0	0	1	2	0	0	.364
Mar 07	NEW MEXICO STATE	*of/of	5	1	3	2	2	0	0	0	0	0	0	0	0	0	0	2	0	0	.395
Mar 08	NEW MEXICO STATE	*of	4	1	2	0	1	0	0	0	1	0	0	0	0	0	1	4	0	0	.405
Mar 09	NEW MEXICO STATE	*of	4	0	1	0	0	0	0	0	0	0	0	0	0	0	0	3	0	0	.391
Mar 11	PRAIRIE VIEW A&M	*of/of	4	2	3	2	0	0	0	0	2	0	0	0	0	0	0	2	0	0	.420
Totals		14gs	50	11	21	11	3	0	0	4	6	1	1	0	0	1	5	27	2	0	.420



GAVIN KASH

SR. / INF-OF / SOUR LAKE, TEXAS / TEXAS TECH / 6-3 / 215 / L-R

SEASON/CAREER HIGHS

5 (2x) vs. New Mexico State (3/7/25)	At-Bats	8 vs. Gardner-Webb (3/2/24)
3 vs. New Mexico State (3/7/25)	Hits	5 (2x) vs. Gardner-Webb (3/2/24)
2 vs. New Mexico State (3/7/25)	Doubles	4 vs. Gardner-Webb (3/2/24)
	Triples	1 (3x) at Texas (3/26/23)
1 (2x) vs. New Mexico State (3/7/25)	Home Runs	2 (8x) vs. UTRGV (4/30/24)
5 vs. New Mexico State (3/7/25)	RBI	6 (3x) vs. Gardner-Webb (3/2/24)
3 (2x) vs. New Mexico State (3/7/25)	Runs Scored	4 (3x) at Abilene Christian (4/10/24)
2 (2x) vs. Rice (3/2/25)	Walks	3 vs. Kansas (5/20/23)
	Hit by Pitch	1 (6x) vs. Cincinnati (5/23/24)
	Stolen Bases	2 vs. Air Force (3/1/23)

YR.	AVG.	GP/GS	AB	R	H	2B	3B	HR	RBI	BB	SB/ATT
2022	.174	16/4	23	1	4	1	0	0	0	1	0/0
2023	.327	64/64	263	67	86	12	3	26	84	34	2/2
2024	.300	56/55	237	49	71	17	0	15	51	23	3/3
2025	.250	15/15	52	11	13	5	0	2	12	8	0/0
Totals	**.303**	**151/138**	**575**	**128**	**174**	**35**	**3**	**43**	**147**	**66**	**5/5**

2025 GAME-BY-GAME STATS

Date	Opponent	Pos	AB	R	H	RBI	2B	3B	HR	BB	SB	CS	HBP	SAC	SF	GDP	K	PO	A	E	Avg
Feb 14	ELON	*of	4	1	1	0	1	0	0	0	0	0	0	0	0	0	2	2	1	0	.250
Feb 15	ELON	*of	4	1	2	0	0	0	0	0	0	0	0	0	0	0	0	0	0	1	.375
Feb 16	ELON	*of	2	1	0	0	0	0	0	2	0	0	0	0	0	0	0	1	0	0	.300
Feb 21	CAL POLY	*of	5	0	0	0	0	0	0	0	0	0	0	0	0	0	0	2	0	0	.200
Feb 22	CAL POLY	*of	3	0	1	0	0	0	0	1	0	0	0	0	0	0	1	0	0	0	.222
Feb 23	CAL POLY	*of	4	0	0	1	0	0	0	0	0	0	0	0	0	0	0	0	0	0	.182
Feb 25	TEXAS STATE	*of	3	0	0	0	0	0	0	0	0	0	0	0	0	0	2	0	0	0	.160
Feb 28	vs Arizona	*of	2	0	0	0	0	0	0	1	0	0	0	0	0	0	2	3	0	0	.148
Mar 02	vs RICE	*of	2	3	2	1	0	0	1	2	0	0	0	0	0	0	0	1	0	0	.207
Mar 04	UTSA	*of	4	0	2	2	0	0	0	0	0	0	0	0	0	0	0	1	0	2	.242
Mar 05	TEXAS SOUTHERN	*1b	3	0	0	1	0	0	0	1	0	0	0	0	0	0	1	13	0	0	.222
Mar 07	NEW MEXICO STATE	*1b	5	3	3	5	2	0	1	0	0	0	0	0	0	1	1	7	0	0	.268
Mar 08	NEW MEXICO STATE	*1b	4	1	1	0	1	0	0	0	0	0	0	0	0	0	0	3	0	0	.267
Mar 09	NEW MEXICO STATE	*1b	4	0	0	0	0	0	0	0	0	0	0	0	0	0	0	9	0	0	.245
Mar 11	PRAIRIE VIEW A&M	*1b	3	1	1	2	1	0	0	1	0	0	0	0	0	0	2	6	0	0	.250
Totals		15gs	52	11	13	12	5	0	2	8	0	0	0	0	0	1	11	48	1	3	.250



SAWYER FARR

FR. / INF / FORT WORTH, TEXAS / BOSWELL / 6-4 / 190 / S-R

SEASON/CAREER HIGHS

4 (3x) vs. UTSA (3/4/25)	At-Bats	4 (3x) vs. UTSA (3/4/25)
2 vs. New Mexico State (3/8/25)	Hits	2 vs. New Mexico State (3/8/25)
	Doubles	
1 vs. Arizona (2/28/25)	Triples	1 vs. Arizona (2/28/25)
	Home Runs	
	RBI	
2 (2x) vs. New Mexico State (3/8/25)	Runs Scored	2 (2x) vs. New Mexico State (3/8/25)
1 (5x) vs. Prairie View A&M (3/11/25)	Walks	1 (5x) vs. Prairie View A&M (3/11/25)
1 (4x) vs. Prairie View A&M (3/11/25)	Hit by Pitch	1 (4x) vs. Prairie View A&M (3/11/25)
1 vs. Texas State (2/25/25)	Stolen Bases	1 vs. Texas State (2/25/25)

YR.	AVG.	GP/GS	AB	R	H	2B	3B	HR	RBI	BB	SB/ATT
2025	.242	12/10	33	9	8	0	1	0	0	5	1/1
Totals	**.242**	**12/10**	**33**	**9**	**8**	**0**	**1**	**0**	**0**	**5**	**1/1**

2025 GAME-BY-GAME STATS

Date	Opponent	Pos	AB	R	H	RBI	2B	3B	HR	BB	SB	CS	HBP	SAC	SF	GDP	K	PO	A	E	Avg
Feb 16	ELON	ph/2b	2	0	0	0	0	0	0	0	0	0	0	0	0	0	2	2	1	0	.000
Feb 22	CAL POLY	ph	0	1	0	0	0	0	0	0	0	0	1	0	0	0	0	0	0	0	.000
Feb 25	TEXAS STATE	*2b	3	1	1	0	0	0	0	1	1	0	0	0	0	0	1	3	1	0	.200
Feb 28	vs Arizona	*2b	4	0	1	0	0	1	0	0	0	0	0	0	0	0	3	1	2	0	.222
Mar 01	vs Oklahoma State	*2b	4	0	0	0	0	0	0	0	0	0	0	0	0	0	2	0	2	0	.154
Mar 02	vs RICE	*2b	3	1	0	0	0	0	0	1	0	0	0	0	0	0	0	2	0	0	.125
Mar 04	UTSA	*2b	4	0	1	0	0	0	0	0	0	0	0	0	0	0	2	2	4	1	.150
Mar 05	TEXAS SOUTHERN	*2b	3	1	1	0	0	0	0	1	0	0	0	0	0	0	0	1	3	0	.174
Mar 07	NEW MEXICO STATE	*2b	2	2	1	0	0	0	0	1	0	0	1	0	0	0	1	3	3	0	.200
Mar 08	NEW MEXICO STATE	*2b	3	2	2	0	0	0	0	0	0	0	1	0	0	0	1	0	1	0	.250
Mar 09	NEW MEXICO STATE	*2b	3	0	0	0	0	0	0	0	0	0	0	0	0	0	1	1	1	0	.226
Mar 11	PRAIRIE VIEW A&M	*2b	2	1	1	0	0	0	0	1	0	0	1	0	0	0	0	0	2	0	.242
Totals		10gs	33	9	8	0	0	1	0	5	1	0	4	0	0	0	13	15	20	1	.242



KAEDEN KENT

JR. / INF / AUSTIN, TEXAS / LAKE TRAVIS / 6-2 / 200 / L-R

SEASON/CAREER HIGHS

5 (3x) vs. New Mexico State (3/8/25)	At-Bats	6 vs. Texas Tech (3/5/23)
2 (5x) vs. New Mexico State (3/8/25)	Hits	3 (3x) vs. No. 1 Tennessee (6/22/24)
1 (3x) vs. New Mexico State (3/8/25)	Doubles	2 vs. UIW (3/7/23)
1 vs. New Mexico State (3/8/25)	Triples	1 (2x) vs. New Mexico State (3/8/25)
2 vs. Rice (3/2/25)	Home Runs	2 vs. Rice (3/2/25)
4 vs. Elon (2/16/25)	RBI	4 (5x) vs. Elon (2/16/25)
3 vs. New Mexico State (3/7/25)	Runs Scored	5 vs. Oregon (6/9/24)
3 vs. Prairie View A&M (3/11/25)	Walks	3 vs. Prairie View A&M (3/11/25)
	Hit by Pitch	1 (2x) vs. Wagner (2/25/24)
	Stolen Bases	2 vs. UIW (3/7/23)

YR.	AVG.	GP/GS	AB	R	H	2B	3B	HR	RBI	BB	SB/ATT
2023	.265	28/21	83	9	22	4	1	1	23	8	3/4
2024	.327	51/24	110	23	36	6	0	4	28	16	0/2
2025	.310	16/16	58	19	18	3	1	6	19	12	0/0
Totals	**.303**	**95/61**	**251**	**51**	**76**	**13**	**2**	**11**	**70**	**36**	**3/6**

2025 GAME-BY-GAME STATS

Date	Opponent	Pos	AB	R	H	RBI	2B	3B	HR	BB	SB	CS	HBP	SAC	SF	GDP	K	PO	A	E	Avg
Feb 14	ELON	*ss	2	0	0	1	0	0	0	2	0	0	0	0	0	0	1	4	3	0	.000
Feb 15	ELON	*ss	3	2	2	0	0	0	0	1	0	0	0	0	0	0	1	1	3	0	.400
Feb 16	ELON	*ss	3	2	1	4	0	0	1	1	0	0	0	0	0	0	0	0	2	0	.375
Feb 21	CAL POLY	*ss	4	0	1	0	0	0	0	0	0	0	0	0	0	0	0	2	2	1	.333
Feb 22	CAL POLY	*ss	4	1	1	0	0	0	0	0	0	0	0	0	0	0	1	2	5	0	.312
Feb 23	CAL POLY	*ss	3	0	1	0	0	0	0	0	0	0	0	0	0	0	0	2	3	0	.316
Feb 25	TEXAS STATE	*ss	5	1	1	1	0	0	1	0	0	0	0	0	0	0	0	3	2	0	.292
Feb 28	vs Arizona	*ss	5	0	2	0	0	0	0	0	0	0	0	0	0	0	1	3	1	0	.310
Mar 01	vs Oklahoma State	*ss	4	0	0	0	0	0	0	0	0	0	0	0	0	0	1	2	1	1	.273
Mar 02	vs RICE	*ss	4	2	2	3	0	0	2	1	0	0	0	0	0	0	0	0	0	0	.297
Mar 04	UTSA	*ss	4	2	2	2	0	0	1	1	0	0	0	0	0	0	0	1	2	0	.317
Mar 05	TEXAS SOUTHERN	*ss	3	2	1	1	1	0	0	2	0	0	0	0	0	0	0	0	3	0	.318
Mar 07	NEW MEXICO STATE	*ss	4	3	1	2	1	0	0	1	0	0	0	0	0	0	0	0	2	0	.312
Mar 08	NEW MEXICO STATE	*ss	5	1	2	3	1	1	0	0	0	0	0	0	0	1	0	1	0	0	.321
Mar 09	NEW MEXICO STATE	*ss	4	1	1	1	0	0	1	0	0	0	0	0	0	0	0	0	0	0	.316
Mar 11	PRAIRIE VIEW A&M	*ss	1	2	0	1	0	0	0	3	0	0	0	0	1	0	0	3	4	0	.310
Totals		16gs	58	19	18	19	3	1	6	12	0	0	0	0	1	1	5	24	33	2	.310



WYATT HENSELER

GR. / INF / EMMAUS, PENN. / PENN / 6-1 / 215 / R-R

SEASON/CAREER HIGHS

5 vs. Texas State (2/25/25)	At-Bats	6 (7x) vs. Cornell (5/20/24)
3 (2x) vs. Texas State (2/25/25)	Hits	4 (3x) vs. Dartmouth (5/4/24)
1 (5x) vs. Texas Southern (3/5/25)	Doubles	2 (8x) at Columbia (3/31/24)
	Triples	1 (4x) at Yale (4/6/24)
1 (4x) vs. New Mexico State (3/7/25)	Home Runs	2 (3x) at Harvard (4/27/24)
2 (4x) vs. Prairie View A&M (3/11/25)	RBI	7 at Villanova (4/12/23)
3 vs. New Mexico State (3/7/25)	Runs Scored	5 (3x) vs. Dartmouth (5/4/24)
2 vs. New Mexico State (3/7/25)	Walks	4 vs. Lafayette (3/17/24)
2 vs. Cal Poly (2/21/25)	Hit by Pitch	2 (6x) vs. Cal Poly (2/21/25)
1 (2x) vs. Prairie View A&M (3/11/25)	Stolen Bases	1 (2x) vs. Prairie View A&M (3/11/25)

YR.	AVG.	GP/GS	AB	R	H	2B	3B	HR	RBI	BB	SB/ATT
2021	.365	14/14	52	12	19	7	1	0	17	4	0/1
2022	.383	48/48	188	57	72	17	0	14	53	23	0/0
2023	.321	50/50	215	48	69	17	1	18	63	15	0/0
2024	.360	49/49	200	64	72	9	2	22	56	28	0/1
2025	.357	16/16	56	14	20	6	0	4	11	7	2/2
Totals	**.354**	**177/177**	**711**	**195**	**252**	**56**	**4**	**58**	**200**	**77**	**2/4**

2025 GAME-BY-GAME STATS

Date	Opponent	Pos	AB	R	H	RBI	2B	3B	HR	BB	SB	CS	HBP	SAC	SF	GDP	K	PO	A	E	Avg
Feb 14	ELON	*2b	3	1	1	0	0	0	0	0	0	0	1	0	0	0	0	0	3	0	.333
Feb 15	ELON	*2b	4	1	1	1	0	0	0	0	0	0	1	0	0	0	1	1	1	0	.286
Feb 16	ELON	*2b/3b	4	0	0	1	0	0	0	0	0	0	0	0	1	1	2	0	1	0	.182
Feb 21	CAL POLY	*2b	3	1	3	0	1	0	0	0	0	0	2	0	0	0	0	1	3	0	.357
Feb 22	CAL POLY	*2b	4	1	1	0	1	0	0	0	0	0	0	0	0	0	0	0	2	0	.333
Feb 23	CAL POLY	*2b	4	1	1	0	0	0	0	0	0	0	0	0	0	1	0	3	1	0	.318
Feb 25	TEXAS STATE	*3b	5	1	3	1	1	0	1	0	0	0	0	0	0	0	0	0	1	0	.370
Feb 28	vs Arizona	*3b	2	1	1	2	0	0	1	1	0	0	1	0	0	0	0	1	1	0	.379
Mar 01	vs Oklahoma State	*3b	3	0	2	0	1	0	0	0	0	0	1	0	0	0	1	0	1	1	.406
Mar 02	vs RICE	*3b	4	1	1	2	0	0	1	0	0	0	0	0	0	0	1	0	1	0	.389
Mar 04	UTSA	*3b	4	0	1	0	0	0	0	1	0	0	0	0	0	0	0	1	2	1	.375
Mar 05	TEXAS SOUTHERN	*3b	4	1	1	0	1	0	0	1	1	0	0	0	0	0	0	2	1	0	.364
Mar 07	NEW MEXICO STATE	*3b	3	3	2	2	0	0	1	2	0	0	0	0	0	0	1	0	3	0	.383
Mar 08	NEW MEXICO STATE	*3b	3	0	0	0	0	0	0	1	0	0	0	0	0	0	1	2	0	0	.360
Mar 09	NEW MEXICO STATE	*3b	4	0	1	0	1	0	0	0	0	0	0	0	0	0	0	1	2	0	.352
Mar 11	PRAIRIE VIEW A&M	*3b	2	2	1	2	0	0	0	1	1	0	0	0	0	0	0	0	0	0	.357
Totals		16gs	56	14	20	11	6	0	4	7	2	0	6	0	1	2	7	12	23	2	.357



GAVIN GRAHOVAC

SO. / INF-OF / ORANGE, CALIF. / VILLA PARK / 6-2 / 220 / R-R

SEASON/CAREER HIGHS

5 vs. Elon (2/14/25)	At-Bats	7 vs. No. 21 Auburn (3/30/24)
2 vs. Elon (2/15/25)	Hits	3 (7x) vs. Rice (5/7/24)
1 vs. Cal Poly (2/22/25)	Doubles	1 (16x) vs. Cal Poly (2/22/25)
	Triples	N/A
1 (2x) vs. Cal Poly (2/21/25)	Home Runs	2 (2x) vs No. 1 Tennessee (5/23/24)
2 (2x) vs. Cal Poly (2/22/25)	RBI	5 vs. No. 21 Mississippi St. (3/21/24)
4 vs. Elon (2/15/25)	Runs Scored	4 (2x) vs. Elon (2/15/25)
2 vs. Elon (2/15/25)	Walks	3 (2x) vs. No. 2 Arkansas (5/18/24)
2 vs. Cal Poly (2/21/25)	Hit by Pitch	2 vs. Cal Poly (2/21/25)
1 vs. Cal Poly (2/21/25)	Stolen Bases	2 vs. Grambling (5/31/24)

YR.	AVG.	GP/GS	AB	R	H	2B	3B	HR	RBI	BB	SB/ATT
2024	.298	67/67	285	83	85	16	0	23	66	36	4/5
2025	.227	6/6	22	7	5	1	0	2	6	1	1/1
Totals	**.293**	**73/73**	**307**	**90**	**90**	**17**	**0**	**25**	**72**	**37**	**5/6**

2025 GAME-BY-GAME STATS

Date	Opponent	Pos	AB	R	H	RBI	2B	3B	HR	BB	SB	CS	HBP	SAC	SF	GDP	K	PO	A	E	Avg
Feb 14	ELON	*3b	5	0	0	0	0	0	0	0	0	0	0	0	0	0	1	1	0	0	.000
Feb 15	ELON	*3b	4	4	2	2	0	0	1	1	0	0	0	0	0	0	0	0	0	1	.222
Feb 16	ELON	*3b	2	1	1	1	0	0	0	0	0	0	1	0	0	0	1	0	0	0	.273
Feb 21	CAL POLY	*3b	3	2	1	1	0	0	1	0	1	0	2	0	0	0	2	0	1	0	.286
Feb 22	CAL POLY	*3b	4	0	1	2	1	0	0	0	0	0	0	0	0	0	1	0	2	0	.278
Feb 23	CAL POLY	*3b	4	0	0	0	0	0	0	0	0	0	0	0	0	0	1	1	1	2	.227
Totals		6gs	22	7	5	6	1	0	2	1	1	0	3	0	0	0	6	2	4	3	.227



BEN ROYO

JR. / INF / CORPUS CHRISTI, TEXAS / RICE / 6-2 / 200 / R-R

SEASON/CAREER HIGHS

1 vs. Rice (3/2/25)	At-Bats	5 (11x) vs. HCU (3/17/24)
	Hits	3 (4x) vs. DBU (4/28/23)
	Doubles	1 (5x) vs. HCU (3/17/24)
	Triples	1 vs. Lousiana Tech (4/7/23)
	Home Runs	1 at Wichita State (3/29/24)
	RBI	4 (2x) at Houston (4/4/23)
1 vs. Prairie View A&M (3/11/25)	Runs Scored	4 vs. Houston (5/10/23)
2 vs. Prairie View A&M (3/11/25)	Walks	2 (2x) vs. Prairie View A&M (3/11/25)
	Hit by Pitch	1 (3x) vs. Prairie View A&M (5/16/23)
	Stolen Bases	1 (5x) vs. UIW (4/9/24)

YR.	AVG.	GP/GS	AB	R	H	2B	3B	HR	RBI	BB	SB/ATT
2023	.261	49/48	184	32	48	4	1	13	40	15	3/3
2024	.169	27/23	77	9	13	1	0	1	5	6	2/2
2025	.000	4/0	1	1	0	0	0	0	0	2	0/0
Totals	**.233**	**80/71**	**262**	**42**	**61**	**5**	**1**	**14**	**45**	**23**	**5/5**

2025 GAME-BY-GAME STATS

Date	Opponent	Pos	AB	R	H	RBI	2B	3B	HR	BB	SB	CS	HBP	SAC	SF	GDP	K	PO	A	E	Avg
Mar 02	vs RICE	ph/3b	1	0	0	0	0	0	0	0	0	0	0	0	0	0	0	0	0	0	.000
Mar 11	PRAIRIE VIEW A&M	3b	0	1	0	0	0	0	0	2	0	0	0	0	0	0	0	0	0	0	.000
Totals		0gs	1	1	0	0	0	0	0	2	0	0	0	0	0	0	0	0	0	0	.000



HAYDEN SCHOTT

GR. / OF / NEWPORT BEACH, CALIF. / COLUMBIA / 6-2 / 220 / L-R

SEASON/CAREER HIGHS

5 (4x) vs. New Mexico State (3/7/25)	At-Bats	7 vs. Rhode Island (3/10/24)
3 (2x) vs. New Mexico State (3/7/25)	Hits	4 (2x) vs. Oregon (6/9/24)
	Doubles	1 (14x) vs. No. 1 Tennessee (6/22/24)
	Triples	1 (2x) at LSU (5/5/24)
1 (2x) vs. Rice (3/2/25)	Home Runs	1 (10x) vs. Rice (3/2/25)
3 (3x) vs. Rice (3/2/25)	RBI	4 (2x) vs. Oregon (6/9/24)
1 (5x) vs. Texas Southern (3/5/25)	Runs Scored	3 (2x) vs. Oregon (6/9/24)
2 vs. UTSA (3/4/25)	Walks	2 (7x) vs. UTSA (3/4/25)
	Hit by Pitch	1 (5x) at LSU (5/3/24)
	Stolen Bases	1 at No. 22 South Carolina (4/7/24)

YR.	AVG.	GP/GS	AB	R	H	2B	3B	HR	RBI	BB	SB/ATT
2022	.320	50/49	197	44	63	18	0	12	55	10	2/3
2023	.333	45/45	186	45	62	16	2	11	31	22	0/1
2024	.335	68/68	263	45	88	15	2	8	63	34	1/2
2025	.241	16/15	58	5	14	0	0	2	15	7	0/0
Totals	**.322**	**179/177**	**704**	**139**	**227**	**49**	**4**	**33**	**164**	**73**	**3/6**

2025 GAME-BY-GAME STATS

Date	Opponent	Pos	AB	R	H	RBI	2B	3B	HR	BB	SB	CS	HBP	SAC	SF	GDP	K	PO	A	E	Avg
Feb 14	ELON	*dh	3	0	0	0	0	0	0	1	0	0	0	0	0	0	3	0	0	0	.000
Feb 15	ELON	*dh	5	1	3	3	0	0	1	0	0	0	0	0	0	0	1	0	0	0	.375
Feb 16	ELON	*dh	4	1	0	0	0	0	0	1	0	0	0	0	0	0	0	0	0	0	.250
Feb 21	CAL POLY	*dh	5	0	1	3	0	0	0	0	0	0	0	0	0	0	0	0	0	0	.235
Feb 22	CAL POLY	*dh	4	0	0	0	0	0	0	0	0	0	0	0	0	0	4	0	0	0	.190
Feb 23	CAL POLY	*dh	4	0	2	1	0	0	0	0	0	0	0	0	0	0	1	0	0	0	.240
Feb 25	TEXAS STATE	*dh	2	0	0	0	0	0	0	1	0	0	0	0	0	0	0	0	0	0	.222
Feb 28	vs Arizona	*dh	4	0	0	0	0	0	0	0	0	0	0	0	0	0	2	0	0	0	.194
Mar 01	vs Oklahoma State	ph	1	0	0	0	0	0	0	0	0	0	0	0	0	0	0	0	0	0	.188
Mar 02	vs RICE	*dh	5	1	1	3	0	0	1	0	0	0	0	0	0	0	2	0	0	0	.189
Mar 04	UTSA	*dh	3	1	0	0	0	0	0	2	0	0	0	0	0	0	0	0	0	0	.175
Mar 05	TEXAS SOUTHERN	*dh	3	1	1	1	0	0	0	1	0	0	0	0	0	0	0	0	0	0	.186
Mar 07	NEW MEXICO STATE	*dh	5	0	3	2	0	0	0	0	0	0	0	0	0	0	0	0	0	0	.229
Mar 08	NEW MEXICO STATE	*dh	3	0	0	0	0	0	0	1	0	0	0	0	0	0	2	0	0	0	.216
Mar 09	NEW MEXICO STATE	*dh	3	0	1	0	0	0	0	0	0	0	0	0	0	0	1	0	0	0	.222
Mar 11	PRAIRIE VIEW A&M	*dh	4	0	2	2	0	0	0	0	0	0	0	0	0	0	1	0	0	0	.241
Totals		15gs	58	5	14	15	0	0	2	7	0	0	0	0	0	0	17	0	0	0	.241



CADEN SORRELL

SO. / OF / HIGHLAND VILLAGE, TEXAS / FLOWER MOUND MARCUS / 6-3 /205 / L-L

SEASON/CAREER HIGHS

At-Bats	6 vs. No. 21 Auburn (3/30/24)
Hits	4 vs Houston (4/23/24)
Doubles	1 (7x) vs. No. 1 Tennessee (6/24/24)
Triples	1 (5x) at LSU (5/5)
Home Runs	2 at No. 12 Alabama (4/19/24)
RBI	5 (2x) vs. No. 17 Georgia (4/27/24)
Runs Scored	3 (2x) vs. Rice (5/7/24)
Walks	3 at LSU (5/5/24)
Hit by Pitch	1 (3x) vs. Grambling (5/31/24)
Stolen Bases	2 vs. Grambling (5/31/24)

YR.	AVG.	GP/GS	AB	R	H	2B	3B	HR	RBI	BB	SB/ATT
2024	.275	62/48	182	44	50	8	5	11	43	24	9/10
2025	-	-	-	-	-	-	-	-	-	-	-
Totals	**.275**	**62/48**	**182**	**44**	**50**	**8**	**5**	**11**	**43**	**24**	**9/10**

2025 GAME-BY-GAME STATS



ISAAC MORTON

SO. / RHP / BLAINE, MINN. / SPRING LAKE PARK / 6-3 / 190 / R-R

SEASON/CAREER HIGHS

2.0 vs. Elon (2/15/25)	**IP**	2.2 vs. PVAMU (3/20/24)
2 vs. Elon (2/15/25)	**H**	2 vs. Elon (2/15/25)
3 vs. Elon (2/15/25)	**SO**	4 (2x) vs. PVAMU (3/20/24)
2 vs. Texas State (2/25/25)	**BB**	3 (2x) at Ole Miss (5/11/24)

YR.	W-L	ERA	APP/GS	SV	IP	H	R	ER	BB	SO
2024	1-0	2.87	10/4	0	15.2	6	10	5	17	22
2025	1-0	2.45	3/0	0	3.2	4	1	1	4	4
Totals	**2-0**	**2.79**	**13/4**	**0**	**19.1**	**10**	**11**	**6**	**21**	**26**

2025 GAME-BY-GAME STATS

Date	Opponent	GS	IP	H	R	ER	BB	SO	2B	3B	HR	WP	BK	HBP	IBB	Score	W-L	Sv	ERA	NP
Feb 15	ELON		2.0	2	0	0	1	3	0	0	0	0	0	1	0	16-6	1-0	0	0.00	45
Feb 25	TEXAS STATE		0.2	1	1	1	2	1	0	0	0	0	0	1	0	3-7	1-0	0	3.38	24
Mar 11	PRAIRIE VIEW A&M		1.0	1	0	0	1	0	0	0	0	0	0	0	0	14-0	1-0	0	2.45	13
Totals		0	3.2	4	1	1	4	4	0	0	0	0	0	2	0	33-13	1-0	0	2.45	-



MATT BERGEVIN

GR. / INF / TEMPE, ARIZ. / FAIRFIELD / 6-4 /250 / R-R

SEASON/CAREER HIGHS

4 vs. Rice (3/2/25)	At-Bats	6 (3x) vs. Niagara (5/27/22)
1 (2x) vs. UTSA (3/4/25)	Hits	5 vs. Saint Peter's (4/22/22)
	Doubles	2 (5x) vs. Iona (3/29/24)
	Triples	1 at UNC Greensboro (2/17/24)
	Home Runs	2 (5x) vs. Siena (4/27/24)
	RBI	6 (3x) vs. Iona (3/30/24)
	Runs Scored	4 at Marist (5/14/23)
1 vs. Texas State (2/25/25)	Walks	3 (3x) at FGCU (3/10/24)
1 vs. UTSA (3/4/25)	Hit by Pitch	1 (16x) vs. UTSA (3/4/25)
	Stolen Bases	2 at Manhattan (4/6/23)

YR.	AVG.	GP/GS	AB	R	H	2B	3B	HR	RBI	BB	SB/ATT
2022	.264	52/51	197	41	52	13	0	10	44	35	1/2
2023	.363	49/49	182	49	66	14	0	9	44	32	5/7
2024	.287	55/55	209	58	60	15	1	18	59	45	1/3
2025	.182	5/3	11	0	2	0	0	0	0	1	0/0
Totals	**.301**	**161/158**	**599**	**148**	**180**	**42**	**1**	**37**	**147**	**113**	**7/12**

2025 GAME-BY-GAME STATS

Date	Opponent	Pos	AB	R	H	RBI	2B	3B	HR	BB	SB	CS	HBP	SAC	SF	GDP	K	PO	A	E	Avg
Feb 16	ELON	1b	1	0	0	0	0	0	0	0	0	0	0	0	0	0	0	4	1	0	.000
Feb 25	TEXAS STATE	ph/dh	0	0	0	0	0	0	0	1	0	0	0	0	0	0	0	0	0	0	.000
Mar 01	vs Oklahoma State	*dh	3	0	1	0	0	0	0	0	0	0	0	0	0	0	1	0	0	0	.250
Mar 02	vs RICE	*1b	4	0	0	0	0	0	0	0	0	0	0	0	0	0	1	4	0	0	.125
Mar 04	UTSA	*1b	3	0	1	0	0	0	0	0	0	0	1	0	0	0	1	5	0	1	.182
Totals		3gs	11	0	2	0	0	0	0	1	0	0	1	0	0	0	3	13	1	1	.182



BEAR HARRISON

SO. / C / DANVILLE, CALIF. / SAINT MARY'S / 6-3 / 230 / R-R

SEASON/CAREER HIGHS

3 (2x) vs. Oklahoma State (2/25/25)	At-Bats	5 (4x) at California (4/9/24)
1 vs. Prairie View A&M (3/11/25)	Hits	3 (4x) at Portland (5/16/24)
	Doubles	1 (8x) vs. Gonzaga (5/24/24)
	Triples	
	Home Runs	2 vs. Utah Valley (2/23/24)
	RBI	4 (2x) vs. Pacific (5/12/24)
3 vs. Prairie View A&M (3/11/25)	Runs Scored	3 vs. Prairie View A&M (3/11/25)
2 vs. Elon (2/15/25)	Walks	4 vs. Portland (5/23/24)
1 vs. Prairie View A&M (3/11/25)	Hit by Pitch	1 (4x) vs. Prairie View A&M (3/11/25)
	Stolen Bases	

YR.	AVG.	GP/GS	AB	R	H	2B	3B	HR	RBI	BB	SB/ATT
2024	.322	43/42	146	24	47	8	0	8	36	21	0/2
2025	.091	5/5	11	5	1	0	0	0	0	5	0/0
Totals	**.306**	**48/47**	**157**	**29**	**48**	**8**	**0**	**8**	**36**	**26**	**0/2**

2025 GAME-BY-GAME STATS

Date	Opponent	Pos	AB	R	H	RBI	2B	3B	HR	BB	SB	CS	HBP	SAC	SF	GDP	K	PO	A	E	Avg
Feb 15	ELON	*c	2	2	0	0	0	0	0	2	0	0	0	0	0	0	1	13	0	0	.000
Feb 22	CAL POLY	*c	1	0	0	0	0	0	0	1	0	0	0	0	0	0	1	5	0	0	.000
Feb 25	TEXAS STATE	*c	3	0	0	0	0	0	0	1	0	0	0	0	0	0	1	10	1	0	.000
Mar 01	vs Oklahoma State	*c	3	0	0	0	0	0	0	0	0	0	0	0	0	0	1	14	0	0	.000
Mar 11	PRAIRIE VIEW A&M	*c	2	3	1	0	0	0	0	1	0	0	1	0	0	1	0	6	0	0	.091
Totals		5gs	11	5	1	0	0	0	0	5	0	0	1	0	0	1	4	48	1	0	.091



JACE LAVIOLETTE

JR. / OF / KATY, TEXAS / TOMPKINS / 6-6 /230 / L-L

SEASON/CAREER HIGHS

5 vs. UTSA (3/4/25)	At-Bats	7 vs. Texas Tech (3/5/23)
3 vs. Rice (3/2/25)	Hits	4 vs. Air Force (4/16/24)
1 (2x) vs. New Mexico State (3/8/25)	Doubles	2 (3x) at No. 12 Alabama (4/19/24)
	Triples	1 (5x) vs. Air Force (4/16/24)
2 vs. Elon (2/15/25)	Home Runs	3 at Mississippi State (5/19/23)
5 vs. Elon (2/15/25)	RBI	6 (2x) vs. No. 6 Vandy (4/12/24)
3 (2x) vs. New Mexico State (3/7/25)	Runs Scored	4 vs. Air Force (4/16/24)
2 (4x) vs. Arizona (2/28/25)	Walks	4 at Mississippi State (5/18/23)
1 (2x) vs. Prairie View A&M (3/11/25)	Hit by Pitch	1 (13x) vs. Prairie View A&M (3/11/25)
1 (3x) vs. Rice (2/16/25)	Stolen Bases	2 (5x) vs. Tennessee (5/23/23)

YR.	AVG.	GP/GS	AB	R	H	2B	3B	HR	RBI	BB	SB/ATT
2023	.287	64/64	223	50	64	10	2	21	63	48	18/22
2024	.305	68/68	259	87	79	16	3	29	78	64	7/9
2025	.241	16/16	54	15	13	2	0	5	20	16	3/3
Totals	**.291**	**148/148**	**536**	**152**	**156**	**28**	**5**	**55**	**161**	**128**	**28/34**

2025 GAME-BY-GAME STATS

Date	Opponent	Pos	AB	R	H	RBI	2B	3B	HR	BB	SB	CS	HBP	SAC	SF	GDP	K	PO	A	E	Avg
Feb 14	ELON	*of	3	0	0	0	0	0	0	1	1	0	0	0	0	0	1	3	0	0	.000
Feb 15	ELON	*of	4	3	2	5	0	0	2	1	0	0	0	0	0	0	1	0	0	0	.286
Feb 16	ELON	*of	3	1	1	2	0	0	1	2	1	0	0	0	0	0	1	1	1	0	.300
Feb 21	CAL POLY	*of	3	2	1	1	1	0	0	2	0	0	0	0	0	0	1	8	0	0	.308
Feb 22	CAL POLY	*of	4	0	0	0	0	0	0	0	0	0	0	0	0	0	3	2	0	0	.235
Feb 23	CAL POLY	*of	2	1	0	0	0	0	0	2	0	0	0	0	0	0	0	3	0	0	.211
Feb 25	TEXAS STATE	*of	4	0	1	1	0	0	0	1	0	0	0	0	0	0	3	1	0	0	.217
Feb 28	vs Arizona	*of	2	1	0	0	0	0	0	2	0	0	1	0	0	0	2	2	0	0	.200
Mar 01	vs Oklahoma State	*of	3	0	1	0	0	0	0	1	0	0	0	0	0	0	2	4	0	0	.214
Mar 02	vs RICE	*of	4	2	3	1	0	0	0	1	1	0	0	0	0	0	0	2	0	0	.281
Mar 04	UTSA	*of	5	0	0	0	0	0	0	0	0	0	0	0	0	0	1	5	0	0	.243
Mar 05	TEXAS SOUTHERN	*of	3	0	0	2	0	0	0	1	0	0	0	0	1	0	0	1	0	0	.225
Mar 07	NEW MEXICO STATE	*of	4	3	2	4	0	0	1	1	0	0	0	0	0	0	0	0	0	0	.250
Mar 08	NEW MEXICO STATE	*of	4	0	1	2	1	0	0	0	0	0	0	0	1	0	1	3	0	0	.250
Mar 09	NEW MEXICO STATE	*of	3	0	0	0	0	0	0	1	0	0	0	0	0	0	0	3	0	0	.235
Mar 11	PRAIRIE VIEW A&M	*of	3	2	1	2	0	0	1	0	0	0	1	0	0	0	0	1	0	0	.241
Totals		16gs	54	15	13	20	2	0	5	16	3	0	2	0	2	0	16	39	1	0	.241



RYAN PRAGER

RJR. / LHP / DALLAS, TEXAS / HILLCREST / 6-3 / 200 / L-L

SEASON/CAREER HIGHS

7.0 vs. New Mexico State (3/7/25)	IP	7.0 (4x) vs. New Mexico State (3/7/25)
4 vs. Cal Poly (2/21/25)	H	8 vs. Tennessee (6/22/24)
10 vs. Arizona (2/28/25)	SO	13 vs. Rhode Island (3/8/24)
2 (4x) vs. New Mexico State (3/7/25)	BB	4 vs. Texas (6/1/24)

YR.	W-L	ERA	APP/GS	SV	IP	H	R	ER	BB	SO
2022	1-4	5.16	18/16	0	59.1	61	41	34	25	53
2023	-	-	-	-	-	-	-	-	-	-
2024	9-1	2.95	19/19	0	97.2	83	36	32	20	124
2025	2-0	0.39	4/4	0	23.1	11	1	1	8	27
Totals	**12-5**	**3.34**	**41/39**	**0**	**180.1**	**155**	**78**	**67**	**53**	**204**

2025 GAME-BY-GAME STATS

Date	Opponent	GS	IP	H	R	ER	BB	SO	2B	3B	HR	WP	BK	HBP	IBB	Score	W-L	Sv	ERA	NP
Feb 14	ELON	*	5.0	1	0	0	2	8	0	0	0	1	0	0	0	4-2	0-0	0	0.00	84
Feb 21	CAL POLY	*	5.0	4	0	0	2	2	0	0	0	0	0	1	0	6-1	1-0	0	0.00	84
Feb 28	vs Arizona	*	6.1	3	1	1	2	10	0	0	1	0	0	0	0	2-3	1-0	0	0.55	100
Mar 07	NEW MEXICO STATE	*	7.0	3	0	0	2	7	0	0	0	0	0	1	0	19-0	2-0	0	0.39	89
Totals		4	23.1	11	1	1	8	27	0	0	1	1	0	2	0	31-6	2-0	0	0.39	-



AIDEN SIMS

FR. / RHP / FORNEY, TEXAS / FORNEY / 6-2 / 180 / L-R

SEASON/CAREER HIGHS

4.0 vs. Texas Southern (3/5/25)	IP	4.0 vs. Texas Southern (3/5/25)
4 vs. Texas Southern (3/5/25)	H	4 vs. Texas Southern (3/5/25)
3 (2x) vs. Texas Southern (3/5/25)	SO	3 (2x) vs. Texas Southern (3/5/25)
	BB	

YR.	W-L	ERA	APP/GS	SV	IP	H	R	ER	BB	SO
2025	0-0	4.50	2/2	0	6.0	6	3	3	0	6
Totals	**0-0**	**4.50**	**2/2**	**0**	**6.0**	**6**	**3**	**3**	**0**	**6**

2025 GAME-BY-GAME STATS

Date	Opponent	GS	IP	H	R	ER	BB	SO	2B	3B	HR	WP	BK	HBP	IBB	Score	W-L	Sv	ERA	NP
Feb 25	TEXAS STATE	*	2.0	2	1	1	0	3	1	0	1	0	0	1	0	3-7	0-0	0	4.50	32
Mar 05	TEXAS SOUTHERN	*	4.0	4	2	2	0	3	0	0	2	0	0	0	0	6-2	0-0	0	4.50	55
Totals		2	6.0	6	3	3	0	6	1	0	3	0	0	1	0	9-9	0-0	0	4.50	-



WESTON MOSS

SO. / RHP / SPRING, TEXAS / MONTGOMERY LAKE CREEK / 6-4 / 190 / R-R

SEASON/CAREER HIGHS

3.1 vs. UTSA (3/4/25)	IP	3.1 vs. UTSA (3/4/25)
3 vs. Cal Poly (2/21/25)	H	3 (4x) vs. Cal Poly (2/21/25)
3 vs. Prairie View A&M (3/11/25)	SO	4 vs. No. 21 Auburn (3/30/24)
1 (6x) vs. Prairie View A&M (3/11/25)	BB	3 at No. 22 South Carolina (4/7/24)

YR.	W-L	ERA	APP/GS	SV	IP	H	R	ER	BB	SO
2024	3-0	4.56	20/2	0	23.2	22	13	12	10	26
2025	2-1	2.25	7/2	0	12.0	7	4	3	6	7
Totals	**5-1**	**3.79**	**27/4**	**0**	**35.2**	**29**	**17**	**15**	**16**	**33**

2025 GAME-BY-GAME STATS

Date	Opponent	GS	IP	H	R	ER	BB	SO	2B	3B	HR	WP	BK	HBP	IBB	Score	W-L	Sv	ERA	NP
Feb 14	ELON		2.0	1	0	0	1	0	0	0	0	0	0	1	0	4-2	1-0	0	0.00	29
Feb 21	CAL POLY		2.0	3	1	0	1	0	0	0	0	0	0	0	0	6-1	1-0	0	0.00	30
Feb 25	TEXAS STATE		0.2	0	0	0	1	0	0	0	0	0	0	0	0	3-7	1-0	0	0.00	18
Feb 28	vs Arizona		0.0	1	0	0	1	0	0	0	0	0	0	0	0	2-3	1-0	0	0.00	10
Mar 02	vs RICE		1.0	0	0	0	0	2	0	0	0	0	0	0	0	14-4	1-0	0	0.00	18
Mar 04	UTSA	*	3.1	1	3	3	1	2	0	0	0	0	0	3	0	4-7	1-1	0	3.00	53
Mar 11	PRAIRIE VIEW A&M	*	3.0	1	0	0	1	3	0	0	0	0	0	0	0	14-0	2-1	0	2.25	43
Totals		2	12.0	7	4	3	6	7	0	0	0	0	0	4	0	47-24	2-1	0	2.25	-



MYLES PATTON

JR. / LHP / LONG BEACH, CALIF. / LONG BEACH STATE / 6-3 / 205 / L-L

SEASON/CAREER HIGHS

7.0 vs. Cal Poly (2/23/25)	IP	7.0 (4x) vs. Cal Poly (2/23/25)
4 (3x) vs. Rice (3/2/25)	H	7 (4x) at CSUN (4/12/24)
8 (2x) vs. Cal Poly (2/23/25)	SO	13 vs. Milwaukee (3/1/24)
1 (3x) vs. New Mexico State (3/9/25)	BB	4 (3x) at Michigan (4/26/24)

YR.	W-L	ERA	APP/GS	SV	IP	H	R	ER	BB	SO
2023	3-4	6.18	13/8	0	39.1	59	30	27	6	37
2024	4-3	3.26	11/11	0	66.1	52	29	24	24	85
2025	2-1	2.28	4/4	0	23.2	14	6	6	3	27
Totals	**9-8**	**3.97**	**28/23**	**0**	**129.1**	**125**	**65**	**57**	**33**	**149**

2025 GAME-BY-GAME STATS

Date	Opponent	GS	IP	H	R	ER	BB	SO	2B	3B	HR	WP	BK	HBP	IBB	Score	W-L	Sv	ERA	NP
Feb 16	ELON	*	5.0	4	1	1	0	8	2	0	0	0	1	0	0	12-6	1-0	0	1.80	73
Feb 23	CAL POLY	*	7.0	4	0	0	1	8	0	0	0	0	0	0	0	2-3	1-0	0	0.75	92
Mar 02	vs RICE	*	5.0	4	3	3	1	7	2	0	1	0	0	2	0	14-4	2-0	0	2.12	80
Mar 09	NEW MEXICO STATE	*	6.2	2	2	2	1	4	1	0	1	0	0	0	0	1-4	2-1	0	2.28	93
Totals		4	23.2	14	6	6	3	27	5	0	2	0	1	2	0	29-17	2-1	0	2.28	-



CLAYTON FRESHCORN

SO. / RHP / WALLER, TEXAS / MCLENNAN COLLEGE / 6-0 / 180 / R-R

SEASON/CAREER HIGHS

1.2 vs. Cal Poly (2/22/25)	IP	1.2 vs. Cal Poly (2/22/25)
3 (2x) vs. Rice (3/2/25)	H	3 (2x) vs. Arizona (3/2/25)
3 vs. Rice (3/2/25)	SO	3 vs. Rice (3/2/25)
1 (2x) vs. Texas Southern (3/5/25)	BB	1 (2x) vs. Texas Southern (3/5/25)

YR.	W-L	ERA	APP/GS	SV	IP	H	R	ER	BB	SO
2025	1-2	5.87	7/0	1	7.2	10	6	5	2	8
Totals	**1-2**	**5.87**	**7/0**	**1**	**7.2**	**10**	**6**	**5**	**2**	**8**

2025 GAME-BY-GAME STATS

Date	Opponent	GS	IP	H	R	ER	BB	SO	2B	3B	HR	WP	BK	HBP	IBB	Score	W-L	Sv	ERA	NP
Feb 14	ELON		1.1	0	0	0	1	1	0	0	0	0	0	0	0	4-2	0-0	1	0.00	20
Feb 22	CAL POLY		1.2	1	0	0	0	0	1	0	0	0	0	0	0	4-3	1-0	1	0.00	17
Feb 23	CAL POLY		1.0	2	3	2	0	0	0	0	1	1	0	0	0	2-3	1-1	1	4.50	15
Feb 28	vs Arizona		1.0	3	1	1	0	0	0	0	0	0	0	0	0	2-3	1-2	1	5.40	16
Mar 02	vs RICE		1.0	3	1	1	0	3	0	0	0	0	0	0	0	14-4	1-2	1	6.00	23
Mar 05	TEXAS SOUTHERN		1.0	1	0	0	1	2	0	0	0	0	0	0	0	6-2	1-2	1	5.14	22
Mar 09	NEW MEXICO STATE		0.2	0	1	1	0	2	0	0	0	0	0	1	0	1-4	1-2	1	5.87	16
Totals		0	7.2	10	6	5	2	8	1	0	1	1	0	1	0	33-21	1-2	1	5.87	-



GAVIN LYONS

FR. / RHP / GUILFORD, CONN. / HAMDEN HALL / 6-3 / 200 / R-R

SEASON/CAREER HIGHS

3.0 vs. Texas Southern (3/5/25)	IP	3.0 vs. Texas Southern (3/5/25)
1 vs. Prairie View A&M (3/11/25)	H	1 vs. Prairie View A&M (3/11/25)
2 vs. Prairie View A&M (3/11/25)	SO	2 vs. Prairie View A&M (3/11/25)
	BB	

YR.	W-L	ERA	APP/GS	SV	IP	H	R	ER	BB	SO
2025	1-0	0.00	2/0	0	4.0	1	0	0	0	3
Totals	**1-0**	**0.00**	**2/0**	**0**	**4.0**	**1**	**0**	**0**	**0**	**3**

2025 GAME-BY-GAME STATS

Date	Opponent	GS	IP	H	R	ER	BB	SO	2B	3B	HR	WP	BK	HBP	IBB	Score	W-L	Sv	ERA	NP
Mar 05	TEXAS SOUTHERN		3.0	0	0	0	0	1	0	0	0	0	0	2	0	6-2	1-0	0	0.00	36
Mar 11	PRAIRIE VIEW A&M		1.0	1	0	0	0	2	0	0	0	0	0	0	0	14-0	1-0	0	0.00	21
Totals		0	4.0	1	0	0	0	3	0	0	0	0	0	2	0	20-2	1-0	0	0.00	-



CADEN MCCOY

FR. / LHP / BLOOMINGTON, IND. / BLOOMINGTON NORTH / 6-3 / 220 / R-L

SEASON/CAREER HIGHS

3.0 vs. UTSA (3/4/25)	IP	3.0 vs. UTSA (3/4/25)
2 vs. Texas State (2/25/25)	H	2 vs. Texas State (2/25/25)
3 vs. UTSA (3/4/25)	SO	3 vs. UTSA (3/4/25)
2 vs. UTSA (3/4/25)	BB	2 vs. UTSA (3/4/25)

YR.	W-L	ERA	APP/GS	SV	IP	H	R	ER	BB	SO
2025	0-1	7.36	2/0	0	3.2	3	3	3	3	4
Totals	**0-1**	**7.36**	**2/0**	**0**	**3.2**	**3**	**3**	**3**	**3**	**4**

2025 GAME-BY-GAME STATS

Date	Opponent	GS	IP	H	R	ER	BB	SO	2B	3B	HR	WP	BK	HBP	IBB	Score	W-L	Sv	ERA	NP
Feb 25	TEXAS STATE		0.2	2	3	3	1	1	0	0	1	0	0	0	0	3-7	0-1	0	40.50	22
Mar 04	UTSA		3.0	1	0	0	2	3	0	0	0	0	0	0	0	4-7	0-1	0	7.36	56
Totals		0	3.2	3	3	3	3	4	0	0	1	0	0	0	0	7-14	0-1	0	7.36	-



KAIDEN WILSON

SO. / LHP / RAYMORE, MO. / RAYMORE-PECULIAR / 6-2 / 200 / L-L

SEASON/CAREER HIGHS

1.0 (2x) vs. Prairie View A&M (3/11/25)	**IP**	2.0 (2x) vs. Oregon (6/9/24)
2 vs. Elon (2/14/25)	**H**	3 (2x) vs. Tennessee (6/23/24)
2 (2x) vs. Arizona (2/28/25)	**SO**	4 vs. Tarleton (4/30/24)
1 vs. Cal Poly (2/22/25)	**BB**	2 at LSU (5/5/24)

YR.	W-L	ERA	APP/GS	SV	IP	H	R	ER	BB	SO
2024	0-2	9.82	10/0	0	11.0	17	13	12	7	15
2025	0-0	5.40	5/0	0	3.1	5	2	2	1	6
Totals	**0-2**	**8.79**	**15/0**	**0**	**14.1**	**22**	**15**	**14**	**8**	**21**

2025 GAME-BY-GAME STATS

Date	Opponent	GS	IP	H	R	ER	BB	SO	2B	3B	HR	WP	BK	HBP	IBB	Score	W-L	Sv	ERA	NP
Feb 14	ELON		0.1	2	0	0	0	0	1	0	0	0	0	0	0	4-2	0-0	0	0.00	6
Feb 22	CAL POLY		0.1	1	1	1	1	1	0	0	0	0	0	1	0	4-3	0-0	0	13.50	11
Feb 25	TEXAS STATE		1.0	1	0	0	0	2	1	0	0	0	0	0	0	3-7	0-0	0	5.40	14
Feb 28	vs Arizona		0.2	1	1	1	0	2	1	0	0	0	0	0	0	2-3	0-0	0	7.71	11
Mar 11	PRAIRIE VIEW A&M		1.0	0	0	0	0	1	0	0	0	0	0	0	0	14-0	0-0	0	5.40	11
Totals		0	3.1	5	2	2	1	6	3	0	0	0	0	1	0	27-15	0-0	0	5.40	-



GRANT CUNNINGHAM

JR. / RHP / SEATTLE, WASH. / WASHINGTON / 6-3 / 225 /R-R

SEASON/CAREER HIGHS

1.2 vs. Texas State (2/25/25)	**IP**	5.1 (2x) at Texas (3/15/24)
3 vs. UTSA (3/4/25)	**H**	6 vs. Santa Clara (3/1/24)
1 (2x) vs. UTSA (3/4/25)	**SO**	10 vs. Santa Clara (3/1/24)
2 vs. Texas State (2/25/25)	**BB**	4 at Arizona State (5/3/24)

YR.	W-L	ERA	APP/GS	SV	IP	H	R	ER	BB	SO
2023	1-3	4.56	21/2	4	53.1	59	31	27	13	39
2024	3-4	2.86	20/1	2	50.1	42	21	16	16	56
2025	0-0	4.91	3/0	0	3.2	4	4	2	2	2
Totals	**4-7**	**3.77**	**44/3**	**6**	**107.1**	**105**	**56**	**45**	**31**	**97**

2025 GAME-BY-GAME STATS

Date	Opponent	GS	IP	H	R	ER	BB	SO	2B	3B	HR	WP	BK	HBP	IBB	Score	W-L	Sv	ERA	NP
Feb 25	TEXAS STATE		1.2	0	0	0	2	1	0	0	0	0	0	1	0	3-7	0-0	0	0.00	26
Mar 04	UTSA		1.0	3	4	2	0	1	0	0	0	1	0	1	0	4-7	0-0	0	6.75	30
Mar 11	PRAIRIE VIEW A&M		1.0	1	0	0	0	0	0	0	0	0	0	0	0	14-0	0-0	0	4.91	13
Totals		0	3.2	4	4	2	2	2	0	0	0	1	0	2	0	21-14	0-0	0	4.91	-



BRAD RUDIS

SR. / RHP / MADISONVILLE, TEXAS / MADISONVILLE / 6-0 / 195 / R-R

SEASON/CAREER HIGHS

2.0 vs. Cal Poly (2/21/25)	IP	5.0 vs. Arkansas (4/24/22)
2 (2x) vs. New Mexico State (3/9/25)	H	4 vs. Rice (5/7/24)
2 (2x) vs. New Mexico State (3/9/25)	SO	5 (2x) vs. No. 21 Auburn (3/29/24)
1 (5x) vs. New Mexico State (3/9/25)	BB	3 (2x) vs. PVAMU (3/20/24)

YR.	W-L	ERA	APP/GS	SV	IP	H	R	ER	BB	SO
2022	3-0	5.22	26/2	3	39.2	42	25	23	13	36
2023	5-0	4.32	17/0	0	25.0	37	15	12	14	23
2024	6-0	2.55	24/2	0	35.1	35	10	10	12	35
2025	0-0	1.86	8/0	0	9.2	6	2	2	5	8
Totals	**14-0**	**3.86**	**75/4**	**3**	**109.2**	**120**	**52**	**47**	**44**	**102**

2025 GAME-BY-GAME STATS

Date	Opponent	GS	IP	H	R	ER	BB	SO	2B	3B	HR	WP	BK	HBP	IBB	Score	W-L	Sv	ERA	NP
Feb 16	ELON		1.2	2	1	1	1	0	0	0	0	0	0	0	0	12-6	0-0	0	5.40	24
Feb 21	CAL POLY		2.0	0	0	0	0	1	0	0	0	0	0	2	0	6-1	0-0	0	2.45	27
Feb 23	CAL POLY		1.0	0	0	0	0	2	0	0	0	0	0	0	0	2-3	0-0	0	1.93	12
Feb 25	TEXAS STATE		1.0	1	0	0	1	0	0	0	0	0	0	0	1	3-7	0-0	0	1.59	12
Feb 28	vs Arizona		1.0	0	0	0	1	1	0	0	0	0	0	0	0	2-3	0-0	0	1.35	16
Mar 04	UTSA		0.1	0	0	0	0	1	0	0	0	0	0	0	0	4-7	0-0	0	1.29	3
Mar 05	TEXAS SOUTHERN		1.0	1	0	0	1	1	0	0	0	0	0	0	0	6-2	0-0	0	1.12	22
Mar 09	NEW MEXICO STATE		1.2	2	1	1	1	2	0	0	0	0	0	0	1	1-4	0-0	0	1.86	26
Totals		0	9.2	6	2	2	5	8	0	0	0	0	0	2	2	36-33	0-0	0	1.86	-



JUSTIN LAMKIN

JR. / LHP / CORPUS CHRISTI, TEXAS / CALALLEN / 6-4 / 210 / R-L

SEASON/CAREER HIGHS

7.0 vs. New Mexico State (3/8/25)	IP	7.1 vs. No. 21 Miss. State (3/23/24)
8 vs. New Mexico State (3/8/25)	H	9 vs. No. 21 Auburn (3/30/24)
10 (2x) vs. New Mexico State (3/8/25)	SO	12 vs. No. 21 Miss. State (3/23/24)
3 vs. Cal Poly (2/22/25)	BB	4 (2x) at Stanford (6/3/23)

YR.	W-L	ERA	APP/GS	SV	IP	H	R	ER	BB	SO
2023	3-3	5.92	19/10	1	59.1	48	41	39	32	74
2024	3-3	5.21	19/16	0	65.2	64	38	38	22	88
2025	1-1	2.28	4/4	0	23.2	22	9	6	5	33
Totals	**7-7**	**5.02**	**42/30**	**1**	**148.2**	**134**	**88**	**83**	**59**	**195**

2025 GAME-BY-GAME STATS

Date	Opponent	GS	IP	H	R	ER	BB	SO	2B	3B	HR	WP	BK	HBP	IBB	Score	W-L	Sv	ERA	NP
Feb 15	ELON	*	4.0	6	3	3	2	9	1	0	0	0	0	0	0	16-6	0-0	0	6.75	89
Feb 22	CAL POLY	*	6.0	2	1	0	3	4	0	0	0	1	0	0	0	4-3	0-0	0	2.70	101
Mar 01	vs Oklahoma State	*	6.2	6	4	2	0	10	0	1	1	0	0	1	0	0-4	0-1	0	2.70	99
Mar 08	NEW MEXICO STATE	*	7.0	8	1	1	0	10	1	0	0	0	0	2	0	7-1	1-1	0	2.28	96
Totals		4	23.2	22	9	6	5	33	2	1	1	1	0	3	0	27-14	1-1	0	2.28	-



JOSH STEWART

SR. / RHP / GEORGETOWN, TEXAS / TEXAS / 6-2 / 195 / R-R

SEASON/CAREER HIGHS

0.0 vs. Cal Poly (2/22/25)	**IP**	3.1 (2x) at No. 12 Alabama (4/20/24)
1 vs. Cal Poly (2/22/25)	**H**	4 (3x) vs. No. 2 Arkansas (5/17/24)
	SO	6 at Arkansas (4/28/23)
	BB	3 vs. Portland (2/24/23)

YR.	W-L	ERA	APP/GS	SV	IP	H	R	ER	BB	SO
2022	0-0	4.63	10/1	0	11.2	13	6	6	8	13
2023	0-0	6.75	11/1	0	16.0	20	13	12	10	22
2024	2-2	4.26	25/0	0	31.2	31	15	15	9	39
2025	0-0	0.00	1/0	0	0.0	1	1	0	0	0
Totals	**2-2**	**5.01**	**47/2**	**0**	**59.1**	**65**	**35**	**33**	**27**	**74**

2025 GAME-BY-GAME STATS

Date	Opponent	GS	IP	H	R	ER	BB	SO	2B	3B	HR	WP	BK	HBP	IBB	Score	W-L	Sv	ERA	NP
Feb 22	CAL POLY		0.0	1	1	0	0	0	0	0	0	1	0	0	0	4-3	0-0	0	0.00	6
Totals		0	0.0	1	1	0	0	0	0	0	0	1	0	0	0	4-3	0-0	0	0.00	-



SAM ERICKSON

FR. / OF / FLOWER MOUND, TEXAS / FLOWER MOUND / 6-1 / 215 / R-L

SEASON/CAREER HIGHS

3 vs. Oklahoma State (3/1/25)	**At-Bats**	3 vs. Oklahoma State (3/1/25)
	Hits	
	Doubles	
	Triples	
	Home Runs	
1 vs. Prairie View A&M (3/11/25)	**RBI**	1 vs. Prairie View A&M (3/11/25)
1 vs. New Mexico State (3/7/25)	**Runs Scored**	1 vs. New Mexico State (3/7/25)
	Walks	
	Hit by Pitch	
	Stolen Bases	

YR.	AVG.	GP/GS	AB	R	H	2B	3B	HR	RBI	BB	SB/ATT
2025	.000	4/1	3	1	0	0	0	0	1	0	0/0
Totals	**.000**	**4/1**	**3**	**1**	**0**	**0**	**0**	**0**	**1**	**0**	**0/0**

2025 GAME-BY-GAME STATS

Date	Opponent	Pos	AB	R	H	RBI	2B	3B	HR	BB	SB	CS	HBP	SAC	SF	GDP	K	PO	A	E	Avg
Mar 01	vs Oklahoma State	*of	3	0	0	0	0	0	0	0	0	0	0	0	0	0	2	2	0	0	.000
Mar 11	PRAIRIE VIEW A&M	of	0	0	0	1	0	0	0	0	0	0	0	0	1	0	0	0	0	0	.000
Totals		1gs	3	1	0	1	0	0	0	0	0	0	0	0	1	0	2	2	0	0	.000



TY BAKER

RFR. / RHP / HOUSTON, TEXAS / SECOND BAPTIST ACADEMY / 6-4 / 230 / R-R

SEASON/CAREER HIGHS

0.2 vs. Elon (2/16/25)	IP	0.2 vs. Elon (2/16/25)
3 vs. Elon (2/16/25)	H	3 vs. Elon (2/16/25)
1 vs. Elon (2/16/25)	SO	1 vs. Elon (2/16/25)
2 vs. Elon (2/16/25)	BB	2 vs. Elon (2/16/25)

YR.	W-L	ERA	APP/GS	SV	IP	H	R	ER	BB	SO
2025	0-0	40.50	1/0	0	0.2	3	3	3	2	1
Totals	**0-0**	**40.50**	**1/0**	**0**	**0.2**	**3**	**3**	**3**	**2**	**1**

2025 GAME-BY-GAME STATS

Date	Opponent	GS	IP	H	R	ER	BB	SO	2B	3B	HR	WP	BK	HBP	IBB	Score	W-L	Sv	ERA	NP
Feb 16	ELON		0.2	3	3	3	2	1	1	0	0	1	0	0	0	12-6	0-0	0	40.50	23
Totals		0	0.2	3	3	3	2	1	1	0	0	1	0	0	0	12-6	0-0	0	40.50	-



BLAYNE LYNE

FR. / RHP / CORPUS CHRISTI, TEXAS / LONDON / 6-6 / 205 / R-R

SEASON/CAREER HIGHS

0.1 vs. Elon (2/16/25)	IP	0.1 vs. Elon (2/16/25)
	H	
	SO	
1 vs. Elon (2/16/25)	BB	1 vs. Elon (2/16/25)

YR.	W-L	ERA	APP/GS	SV	IP	H	R	ER	BB	SO
2025	0-0	0.00	1/0	0	0.1	0	0	0	1	0
Totals	**0-0**	**0.00**	**1/0**	**0**	**0.1**	**0**	**0**	**0**	**1**	**0**

2025 GAME-BY-GAME STATS

Date	Opponent	GS	IP	H	R	ER	BB	SO	2B	3B	HR	WP	BK	HBP	IBB	Score	W-L	Sv	ERA	NP
Feb 16	ELON		0.1	0	0	0	1	0	0	0	0	0	0	0	0	12-6	0-0	0	0.00	8
Totals		0	0.1	0	0	0	1	0	0	0	0	0	0	0	0	12-6	0-0	0	0.00	-



LUKE JACKSON

RSO. / RHP / AUSTIN, TEXAS / LAKE TRAVIS / 6-2 / 190 / R-R

SEASON/CAREER HIGHS

2.1 vs. Oklahoma State (3/1/25)	IP	2.2 vs. Houston Christian (3/26/24)
3 vs. New Mexico State (3/8/25)	H	3 vs. New Mexico State (3/8/25)
4 vs. Oklahoma State (3/1/25)	SO	4 vs. Oklahoma State (3/1/25)
1 (3x) vs. UTSA (3/4/25)	BB	2 at Texas State (4/2/24)

YR.	W-L	ERA	APP/GS	SV	IP	H	R	ER	BB	SO
2024	0-0	5.40	8/2	0	8.1	8	5	5	6	4
2025	0-0	2.00	6/0	1	9.0	10	3	2	3	11
Totals	**0-0**	**3.63**	**14/2**	**1**	**17.1**	**18**	**8**	**7**	**9**	**1**

2025 GAME-BY-GAME STATS

Date	Opponent	GS	IP	H	R	ER	BB	SO	2B	3B	HR	WP	BK	HBP	IBB	Score	W-L	Sv	ERA	NP
Feb 15	ELON		1.0	2	3	2	1	1	0	0	0	0	0	1	0	16-6	0-0	0	18.00	30
Feb 22	CAL POLY		1.0	0	0	0	0	1	0	0	0	0	0	0	0	4-3	0-0	1	9.00	20
Feb 25	TEXAS STATE		1.1	2	0	0	1	2	1	0	0	0	0	0	0	3-7	0-0	1	5.40	39
Mar 01	vs Oklahoma State		2.1	2	0	0	0	4	0	0	0	0	0	1	0	0-4	0-0	1	3.18	31
Mar 04	UTSA		1.1	1	0	0	1	1	1	0	0	0	0	0	0	4-7	0-0	1	2.57	20
Mar 08	NEW MEXICO STATE		2.0	3	0	0	0	2	0	0	0	0	0	1	0	7-1	0-0	1	2.00	40
Totals		0	9.0	10	3	2	3	11	2	0	0	0	0	3	0	34-28	0-0	1	2.00	-



BLAKE BINDERUP

RSO. / INF / COLLEGE STATION, TEXAS / COLLEGE STATION / 6-6 / 230 / R/R

SEASON/CAREER HIGHS

4 (5x) vs. Oklahoma State (3/1/25)	At-Bats	6 vs. McNeese (2/16/24)
2 vs. Elon (2/14/25)	Hits	3 vs. McNeese (2/16/24)
1 vs. Cal Poly (2/22/25)	Doubles	1 vs. Cal Poly (2/22/25)
	Triples	1 vs. McNeese (2/17/24)
1 vs. Elon (2/14/25)	Home Runs	1 (2x) vs. Elon (2/14/25)
1 (3x) vs. Cal Poly (2/22/25)	RBI	3 vs. McNeese (2/16/24)
2 (2x) vs. Elon (2/16/25)	Runs Scored	2 (3x) vs. Elon (2/16/25)
1 (4x) vs. Cal Poly (2/22/25)	Walks	2 vs. McNeese (2/18/24)
1 vs. Elon (2/16/25)	Hit by Pitch	1 vs. Elon (2/16/25)
	Stolen Bases	

YR.	AVG.	GP/GS	AB	R	H	2B	3B	HR	RBI	BB	SB/ATT
2024	.231	19/10	39	6	9	0	1	1	7	9	0/0
2025	.161	11/9	31	5	5	1	0	1	3	4	0/0
Totals	**.200**	**30/19**	**70**	**11**	**14**	**1**	**1**	**2**	**10**	**13**	**0/0**

2025 GAME-BY-GAME STATS

Date	Opponent	Pos	AB	R	H	RBI	2B	3B	HR	BB	SB	CS	HBP	SAC	SF	GDP	K	PO	A	E	Avg
Feb 14	ELON	*1b	3	2	2	1	0	0	1	1	0	0	0	0	0	0	0	5	0	0	.667
Feb 15	ELON	*1b	3	1	0	1	0	0	0	1	0	0	0	0	0	0	2	4	0	1	.333
Feb 16	ELON	*1b	1	2	1	0	0	0	0	1	0	0	1	0	0	0	0	4	0	0	.429
Feb 21	CAL POLY	*1b	4	0	0	0	0	0	0	0	0	0	0	0	0	0	0	8	0	0	.273
Feb 22	CAL POLY	*1b	3	0	1	1	1	0	0	1	0	0	0	0	0	0	0	11	0	1	.286
Feb 23	CAL POLY	*1b	4	0	0	0	0	0	0	0	0	0	0	0	0	0	1	6	0	0	.222
Feb 25	TEXAS STATE	*1b	4	0	1	0	0	0	0	0	0	0	0	0	0	0	2	5	1	0	.227
Feb 28	vs Arizona	*1b	4	0	0	0	0	0	0	0	0	0	0	0	0	0	1	3	1	0	.192
Mar 01	vs Oklahoma State	*1b	4	0	0	0	0	0	0	0	0	0	0	0	0	1	2	4	0	1	.167
Mar 11	PRAIRIE VIEW A&M	1b	1	0	0	0	0	0	0	0	0	0	0	0	0	0	0	2	0	0	.161
Totals		9gs	31	5	5	3	1	0	1	4	0	0	1	0	0	1	8	55	2	3	.161



PEYTON SMITH

JR. / RHP / SPRINGFIELD, TENN. / DALLAS BAPTIST / 6-4 / 225 / R-R

SEASON/CAREER HIGHS

0.1 (2x) vs. Elon (2/16/25)	**IP**	1.2 vs. No. 21 Miss. State (3/22/24)
2 vs. Elon (2/16/25)	**H**	4 (2x) vs. No. 21 Auburn (3/29/24)
1 vs. Elon (2/14/25)	**SO**	3 (2x) vs. No. 21 Miss. State (3/22/24)
2 vs. Texas State (2/25/25)	**BB**	2 (2x) vs. No. 21 Miss. State (3/22/24)

YR.	W-L	ERA	APP/GS	SV	IP	H	R	ER	BB	SO
2023	0-0	10.80	6/0	0	3.1	6	5	4	3	5
2024	0-0	12.00	7/0	0	6.0	13	8	8	4	7
2025	0-0	54.00	3/0	0	0.2	3	5	4	2	1
Totals	**0-0**	**14.40**	**16/0**	**0**	**10.0**	**22**	**18**	**16**	**9**	**13**

2025 GAME-BY-GAME STATS

Date	Opponent	GS	IP	H	R	ER	BB	SO	2B	3B	HR	WP	BK	HBP	IBB	Score	W-L	Sv	ERA	NP
Feb 14	ELON		0.1	1	2	1	0	1	0	0	0	0	0	1	0	4-2	0-0	0	27.00	15
Feb 16	ELON		0.1	2	1	1	0	0	0	0	0	0	0	1	0	12-6	0-0	0	27.00	20
Feb 25	TEXAS STATE		0.0	0	2	2	2	0	0	0	0	1	0	0	0	3-7	0-0	0	54.00	12
Totals		0	0.2	3	5	4	2	1	0	0	0	1	0	2	0	19-15	0-0	0	54.00	-

TV/RADIO ROSTER



JAMAL GEORGE 1
INF/C • 5-11 • 185 • Jr. • S/R
Trujillo, P.R.
International Baseball Academy
Alabama State



JACOB GALLOWAY 2
C • 5-9 • 180 • Jr. • L/R
Camarillo, Calif.
Harvard Westlake
USC



TERRENCE KIEL II 3
OF • 6-1 • 185 • Fr. • S/R
Atlanta, Ga.
Pace Academy



GAVIN KASH 4
INF/OF • 6-3 • 215 • Sr. • L/R
Sour Lake, Texas
Monsignor Kelly Catholic
Texas Tech



SAWYER FARR 5
INF • 6-4 • 190 • Fr. • S/R
Fort Worth, Texas
Boswell



KAEDEN KENT 6
INF • 6-2 • 200 • Jr. • L/R
Austin, Texas
Lake Travis



WYATT HENSELER 8
INF • 6-1 • 215 • Sr. • R/R
Emmaus, Pa.
Emmaus
Penn



GAVIN GRAHOVAC 9
UTIL • 6-2 • 220 • So. • R/R
Orange, Calif.
Villa Park



BEN ROYO 10
INF • 6-2 • 200 • Jr. • R/R
Corpus Christi, Texas
Veterans
Rice



HAYDEN SCHOTT 12
OF • 6-2 • 220 • Gr. • L/R
Newport Beach, Calif.
Culver Military Academy
Columbia



CADEN SORRELL 13
OF • 6-3 • 205 • So. • L/L
Highland Village, Texas
Flower Mound Marcus



ISAAC MORTON 14
RHP • 6-3 • 190 • So. • R/R
Blaine, Minn.
Spring Lake Park



MATT BERGEVIN 15
INF • 6-4 • 250 • Sr. • R/R
Tempe, Ariz.
Marcos De Niza
Fairfield



BEAR HARRISON 16
C • 6-3 • 230 • So. • R/R
Danville, Calif.
De La Salle
Saint Mary's



JACE LAVIOLETTE 17
OF • 6-6 • 230 • Jr. • L/L
Katy, Texas
Tompkins



RYAN PRAGER 18
LHP • 6-3 • 200 • RJr. • L/L
Dallas, Texas
Hillcrest



TROY WANSING 19
LHP • 6-4 • 225 • RJr. • L/L
Kansas City, Mo.
Staley
Purdue



AIDEN SIMS 20
RHP • 6-2 • 180 • Fr. • L/R
Forney, Texas
Forney



WESTON MOSS 21
RHP • 6-4 • 190 • So. • R/R
Spring, Texas
Montgomery Lake Creek



MYLES PATTON 23
LHP • 6-3 • 205 • Jr. • L/L
Long Beach, Calif.
Millikan
Long Beach State



CLAYTON FRESHCORN 25
RHP • 6-0 • 180 • So. • R/R
Waller, Texas
Waller
McLennan College



GAVIN LYONS 27
RHP • 6-3 • 200 • Fr. • R/R
Guilford, Conn.
Hamden Hall



CADEN MCCOY 28
LHP • 6-3 • 220 • Fr. • R/L
Bloomington, Ind.
Bloomington North



KAIDEN WILSON 30
LHP • 6-2 • 200 • So. • L/L
Raymore, Mo.
Raymore-Peculiar



GRANT CUNNINGHAM 31
RHP • 6-3 • 225 • Jr. • R/R
Seattle, Wash.
Seattle Prep
Washington



BRAD RUDIS 32
RHP • 6-0 • 195 • Sr. • R/R
Madisonville, Texas
Madisonville



JUSTIN LAMKIN 33
LHP • 6-4 • 210 • So. • R/L
Corpus Christi, Texas
Calallen



JOSH STEWART 34
RHP • 6-2 • 195 • Jr. • R/R
Georgetown, Texas
St. Dominic Savio Catholic
Texas



SAM ERICKSON 35
OF • 6-1 • 215 • Fr. • R/L
Flower Mound, Texas
Flower Mound



TY BAKER 37
RHP • 6-4 • 230 • RFr. • R/R
Houston, Texas
Second Baptist Academy

TV/RADIO ROSTER



SHANE SDAO 38
LHP • 6-2 • 170 • Jr. • L/L
Montgomery, Texas
Lake Creek



BLAYNE LYNE 40
RHP • 6-6 • 205 • Fr. • R/R
Corpus Christi, Texas
London



JACKSON BRASSEUX 41
LHP • 6-1 • 190 • RFr. • L/L
Paris, Texas
Paris



LUKE JACKSON 44
RHP • 6-2 • 190 • RSo. • R/R
Austin, Texas
Lake Travis



NATHAN TOBIN 45
OF • 5-11 • 190 • Fr. • L/R
Haslet, Texas
VR Eaton



BLAKE BINDERUP 46
INF/RHP •6-6 • 230 • RSo. • R/R
College Station, Texas
College Station



HAYDEN CRITES 47
C • 6-0 • 200 • Fr. • S/R
Paradise, Texas
Paradise



MARCO JONES 48
INF/OF • 6-5 • 245 • Fr. • R/R
Dublin, Calif.
San Ramon Valley



AUSTIN VARGAS 49
LHP • 6-8 • 235 • RFr. • L/L
Brookshire, Texas
Fulshear



RYLAN HILL 51
LHP • 6-3 • 200 • Fr. • L/L
Bryan, Texas
Bryan



PEYTON SMITH 62
RHP • 6-4 • 225 • Jr. • R/R
Springfield, Tenn.
East Robertson
Dallas Baptist



KYRIN LEBLANC 99
RHP • 6-3 • 215 • Jr. • R/R
St. Martinville, La.
St. Martinville Senior
Cisco College



MICHAEL EARLEY 11
Head Coach
1st Season



JASON KELLY 43
Associate Head Coach
1st Season



CALEB LONGLEY 77
Assistant Coach
1st Season



WILL FOX 0
Assistant Coach
6th Season



TROY CLAUNCH 66
Graduate Assistant
1st Season

