2024 TEXAS A&M BASEBALL NOTES

37 NCAA APPEARANCES | 26 CONFERENCE CHAMPIONSHIPS | 7 CWS APPEARANCES

GAME 41 | VS HOUSTON | APRIL 23 | OLSEN FIELD AT BLUE BELL PARK

WATCH: SEC NETWORK | RADIO: 1150/93.7 THE ZONE | LIVE STATS: 12THMAN.COM

TWITTER: @AGGIEBASEBALL /// INSTAGRAM: @AGGIEBASEBALL /// FACEBOOK: /AGGIEBASEBALL /// #GIGEM

2024 SCHEDULE/RESULTS

FEBRUARY (8-0)				
16	**McNEESE**		**SECN+**	**W, 15-0**
17	**McNEESE**		**SECN+**	**W, 6-1**
18	**McNEESE**		**SECN+**	**W, 10-0 (7)**
20	**UIW**		**SECN+**	**W, 9-3**
23	**WAGNER**		**SECN+**	**W, 17-2**
24	**WAGNER**		**SECN+**	**W, 2-0**
25	**WAGNER**		**SECN+**	**W, 21-2 (7)**
27	**LAMAR**		**SECN+**	**W, 13-2 (7)**
MARCH (17-3)				
1	vs. Arizona State	%	FloBaseball	W, 4-0
2	vs. USC	%	FloBaseball	W, 9-3
3	vs. Arizona State	%	FloBaseball	W, 10-5
5	at No. 14 Texas		LHN	W, 9-2
6	**TEXAS SOUTHERN**			**W, 7-4**
8	**RHODE ISLAND**		**SECN+**	**W, 11-0**
9	**RHODE ISLAND**		**SECN+**	**W, 6-0**
10	**RHODE ISLAND**		**SECN+**	**W, 12-11 (10)**
12	**SAM HOUSTON**		**SECN+**	**W, 9-8**
15	at No. 8 Florida*		SECN+	L, 6-8
16	at No. 8 Florida*		SECN+	W, 10-6
17	at No. 8 Florida*		SECN+	L, 2-4
20	**PRAIRIE VIEW A&M**		**SECN+**	**W, 11-9**
21	**No. 21 MISSISSIPPI STATE***		**ESPNU**	**W, 6-3**
22	**No. 21 MISSISSIPPI STATE***		**SECN+**	**L, 1-5**
23	**No. 21 MISSISSIPPI STATE***		**SECN+**	**W, 6-1**
26	**HOUSTON CHRISTIAN**		**SECN+**	**W, 6-3**
28	**No. 21 AUBURN***		**SECN+**	**W, 9-7**
29	**No. 21 AUBURN***		**SECN+**	**W, 12-8**
30	**No. 21 AUBURN***		**SECN**	**W, 10-9**
APRIL (10-2)				
2	at Texas State		ESPN+	W, 12-2 (7)
5	at No. 22 South Carolina*		SECN+	W, 9-2
6	at No. 22 South Carolina*		SECN+	W, 6-3
7	at No. 22 South Carolina*		SECN+	L, 5-6
9	**UTSA**		**SECN+**	**W, 6-5**
12	**No. 6 VANDERBILT***		**SECN+**	**W, 15-0 (7)**
13	**No. 6 VANDERBILT***		**SECN**	**W, 9-0**
14	**No. 6 VANDERBILT***		**SECN+**	**W, 12-6**
16	**AIR FORCE**		**SECN+**	**W, 15-5**
18	at No. 12 Alabama*		SECN	W, 10-5
19	at No. 12 Alabama*		SECN+	W, 18-9
20	at No. 12 Alabama*		SECN+	L, 9-10
23	**HOUSTON**		**SECN**	**6:00 PM**
26	**GEORGIA***		**SECN+**	**6:00 PM**
27	**GEORGIA***		**SECN+**	**2:00 PM**
28	**GEORGIA***		**SECN+**	**1:00 PM**
30	**TARLETON**		**SECN+**	**6:00 PM**
MAY (0-0)				
3	at LSU*		SECN	7:00 PM
4	at LSU*		ESPNU	6:30 PM
5	at LSU*		SECN+	1:00 PM
7	**RICE**		**SECN+**	**6:00 PM**
10	at Ole Miss*		SECN	7:30 PM
11	at Ole Miss*		SECN+	4:00 PM
12	at Ole Miss*		SECN	5:00 PM
16	**ARKANSAS***		**SECN+**	**6:00 PM**
17	**ARKANSAS***		**SECN+**	**6:00 PM**
18	**ARKANSAS***		**SECN+**	**2:00 PM**
21-26	SEC Tournament	^		

All times are Central and subject to change
BOLD - Home game at Blue Bell Park
* - SEC Games
% - College Baseball Series (Globe Life Field)
^ - Hoover Metropolitan Stadium (Hoover, Ala.)

TEXAS A&M AGGIES

2024 Record	35-5
SEC Record	13-5
Home	25-1
Away	7-4
Neutral	3-0
Streak	1
Head Coach	Jim Schlossnagle
Season	3rd
Record at TAMU	117-52
2023 Record	38-27

RANKINGS
D1: 1
BA: 1
NCBWA: 1
PG: 1
COACHES: 1
RPI: 1

HOUSTON COUGARS

2024 Record	20-20
Big 12 Record	6-15
Home	16-7
Away	3-11
Neutral	1-2
Streak	W1
Head Coach	Todd Whitting
Season	14th
Record at Houston	438-330
2023 Record	36-23

RANKINGS
D1: NR
BA: NR
NCBWA: NR
PG: NR
COACHES: NR
RPI: 99

PROJECTED PITCHING MATCHUPS

THURSDAY			W-L	APP-GS	ERA	IP	SO	BB	PLAYER NOTABLES
A&M	RHP	Brett Antolick	0-0	3-0	6.00	3.0	1	1	Making his first career start Tuesday
UH	RHP	Dan Wright	2-0	7-7	1.50	18.0	14	11	

PROJECTED STARTING LINEUP

NO.	PLAYER	POS	YR	B/T	BA	HR	RBI	H	2B	3B	SB/A	NOTABLES
20	Jackson Appel	C	Sr.	S/R	.363	7	26	45	10	1	9/11	Has recorded a hit in 13 straight games
27	Ted Burton	1B	Sr.	R/R	.292	4	25	38	7	1	9/10	Extended his on-base streak to 16 over the weekend
4	Travis Chestnut	2B	Sr.	R/R	.313	1	4	10	3	1	5/5	Has made eight straight starts
9	Gavin Grahovac	3B	Fr.	R/R	.329	14	49	56	12	0	1/1	Named the SEC Freshman of the Week
2	Ali Camarillo	SS	Jr.	R/R	.317	3	26	46	8	0	6/6	Has reached base safely in 26 straight
13	Caden Sorrell	LF	Fr.	L/L	.265	5	24	22	4	3	2/2	Has made 17 straight starts
17	Jace LaViolette	CF	So.	L/L	.322	20	53	49	11	3	3/5	Drove in an SEC-best 12 runs last week
6	Braden Montgomery	RF	Jr.	S/R	.376	22	67	56	11	1	4/6	Leads the SEC in RBI and walks
5	Hayden Schott	DH	Gr.	L/R	.333	5	43	53	10	1	1/1	Currently owns a 13-game on-base streak

LEADING OFF
The top-ranked Texas A&M baseball team returns home to Blue Bell Park for the start of a five-game homestand beginning Tuesday night against Houston.

The Aggies, who have won 15 of their last 17 contests, are off to their best start since 2015 with a 35-5 mark. In SEC play, the Maroon & White's 13-5 start marks the best in program history.

Texas A&M is coming off its fifth straight series win over a ranked opponent after taking two of three on the road from No. 12 Alabama.

In their last two series, the Aggies have scored a total of 73 runs, which is the most by an SEC team in back-to-back series since 2013. The Maroon & White's 37 runs against Alabama were the most in program history for an SEC series.

FACING THE COUGARS
Tuesday's midweek marks the 176th meeting all-time between the Aggies and Cougars.

Texas A&M leads the series 116-58-1 and has claimed six of the last 10 meetings. At home, the Maroon & White are 44-24 against Houston.

THE MAX WEINER EFFECT
Under first year pitching coach Max Weiner, the Texas A&M pitching staff has lowered its ERA by over two runs. The Aggies currently rank first in shutouts (8), third in strikeout-to-walk ratio (3.70), fourth in ERA (3.57), fourth in WHIP (1.21). sixth in strikeouts per nine (11.3), eighth in walks allowed per nine (3.05) and 16th in hits allowed per nine (7.84). Their eight shutouts are the most since 2016.

OFFENSE BY THE NUMBERS
Offensively, the Maroon & White rank third nationally in walks (271), fourth in homers (86), fifth in slugging percentage (.582), sixth in homers per game (2.15), sixth in on-base percentage (.437), 10th in runs (375), 12th in scoring (9.4) and 19th in batting average (.313).

THREE-HEADED MONSTER
The Aggies have arguably the best 1-2-3 lineup punch in all of college baseball in Gavin Grahovac, Jace LaViolette and Braden Montgomery.

The trio has combined for 169 of the Aggies 357 RBI on the year.

Entering the week, Montgomery ranks second nationally in RBI (67), third in homers (22), third in homers per game (0.55), third in total bases (135), fourth in slugging percentage (.906) and 11th in walks (41). Among the SEC, the junior sits first in RBI and walks.

LaViolette, a.k.a Lord Tubbington, currently sits third nationally in runs (62), fifth in homers (20) and ninth in total bases (126). In the SEC, the sophomore ranks first in runs and triples (3), third in walks (37), third in RBI (53), fourth in homers, fourth in slugging percentage (.829) and fifth in total bases (126).

WEATHER FORECAST

TUESDAY, APRIL 22

6:00 PM
H: 79
L: 52

UNIVERSITY INFORMATION

SCHOOL	Texas A&M University
LOCATION	Bryan-College Station, Texas
FOUNDED	1872 (opened 1876)
ENROLLMENT	77,495 (Fall '23)
CONFERENCE	SEC
COLORS	Maroon & White
NICKNAME	Aggies
PRESIDENT	General (Ret.) Mark A. Welsh III
DIRECTOR OF ATHLETICS	Trev Alberts
DEPUTY AD/BASEBALL ADMIN.	Chris Park

COACHING STAFF

HEAD COACH	Jim Schlossnagle
ALMA MATER	Elon 1992
CAREER RECORD	928-445 (23rd season)
RECORD AT A&M	117-52 (3rd season)
ASSOCIATE HEAD COACH	Nolan Cain (3rd season)
ALMA MATER	LSU 2009
ASSISTANT COACH	Michael Earley (3rd season)
ALMA MATER	Indiana 2010
ASSISTANT COACH	Max Weiner (1st season)
ALMA MATER	FIU 2017
DIR. OF BASEBALL OPERATIONS	Jason Hutchins (26th season)
ALMA MATER	Texas A&M '98
BEST TIME TO CONTACT	mornings (contact SID)

TEAM INFORMATION

2023 RECORD	38-27
2023 SEC RECORD (FINISH)	14-16 (5th West/9th Overall)
2023 POSTSEASON	Stanford Regional
2023 FINAL RANKINGS	
D1BASEBALL.com:	NR
BASEBALL AMERICA:	NR
NCBWA:	25
USA TODAY:	RV
HOME RECORD	22-13
AWAY RECORD	9-11
NEUTRAL RECORD	7-3
LETTERMEN RETURNING/LOST	18 / 24
POSITION STARTERS RETURNING/LOST	3 / 5
PITCHERS RETURNING/LOST	10 / 13
NEWCOMERS	26
FOUR-YEAR TRANSFERS	10
JUCO TRANSFERS	0
HIGH SCHOOL	16

BLUE BELL PARK INFORMATION

NAME	Olsen Field at Blue Bell Park
CAPACITY	6,100
OPENED	March 21, 1978 (46th season) renovated for 2012 season
ALL-TIME RECORD	1,235-403-5 (.753)
DIMENSIONS	
LEFT/RIGHT FIELDS	330
GAPS	375
CENTER FIELD	400
FENCE HEIGHT	8 feet
SURFACE	Grass (Tifway Bermuda)
TICKET OFFICE	(979) 845-2311 or 1-888-99-AGGIE

TEAM HISTORY

ALL-TIME RECORD	2,895-1,610-43 (.641)
ALL-TIME CONFERENCE RECORD	1,194-869-8 (.578)
NCAA TOURNAMENT APPEARANCES	37
NCAA REGIONAL CHAMPIONSHIPS	10
NCAA SUPER REGIONAL APPEARANCES	9
COLLEGE WORLD SERIES APPEARANCES	7
CONFERENCE CHAMPIONSHIPS	24
WINNING SEASONS	95
MOST WINS	58 (1989)
30-PLUS WIN SEASONS	47
40-PLUS WIN SEASONS	25
50-PLUS WIN SEASONS	5

HITTING

.313	Avg.	.282
.376 (Montgomery)	Top Hitter	.354 (Arbolida)
375	Runs	282
62 (LaViolette)	Runs Leader	27 (Coll)
431	Hits	380
56 (Grahovac/Montgomery)	Hits Leader	50 (Coll)
86	Home Runs	54
22 (Montgomery)	Home Run Leader	10 (French)
67 (Montgomery)	RBI Leader	37 (Coll)
271	Walks	204
41 (Montgomery)	Walks Leader	28 (Reese)
44-52	SB/Att.	67-89
9-10 (Burton)	SB Leader	17-19 (Jones)

PITCHING

3.57	ERA	4.86
2.55 (Prager)	Top Starter	1.50 (Wright)
348.0	Innings Pitched	348.0
53.0 (Prager)	IP Leader	44.2 (Jean)
138	Earned Runs	188
437	Strikeouts	419
74 (Prager)	Strikeout Leader	51 (Jean)
118	Walks	174
16 (Cortez)	Most Walks	21 (Jean)
303	Hits	345
41 (Lamkin)	Most Hits Allowed	51 (Jean)

TEXAS A&M BASEBALL MEDIA INFORMATION

INTERVIEW POLICY

Players and coaches will be available for interviews throughout the week, except on game days. All interview requests must be made through Associate Director of Athletics Communications Kyle Stafford (kstafford@athletics.tamu.edu), preferably with a 24-hour notice. On game days, interviews will be conducted approximately 10 minutes after the conclusion of the game and will be coordinated by the Media Relations department. Please present any requests to the Media Relations staff prior to the end of the game.

CREDENTIALS

Media and photo credentials for home games should be requested at least two days prior to game day by contacting Kyle Stafford at kstafford@athletics.tamu.edu. Admittance to media areas is limited to working media only. No children or other non-media members will be admitted to the working media areas.

12THMAN.COM

Media can obtain more information on Texas A&M Baseball on 12thMan.com, the official website of Texas A&M athletics. Rosters, schedules, bios, game notes, statistics, box scores, postgame audio files and much more are available online.

MEDIA PARKING

Media parking is extremely limited and will be made avaliable on a first-come, first-serve basis. Parking will be available by **ARRANGING IN ADVANCE ONLY** in Lot 100j, which is located on the southeast corner of Reed Arena (arena lot closest to Blue Bell Park). It is wise to arrive as early as possible to ensure obtaining a parking space. **You must contact the Media Relations office in advance** to obtain parking passes and avoid being charged to park.

GAMEDAY MEDIA SERVICES

Programs, flip cards, updated game notes and statistics will be available prior to each game. Internet access is available in the Blue Bell Park press box.

RADIO

Outlets wishing to broadcast games at Blue Bell Park should contact the Media Relations office no later than one week prior to gameday. ISDN and standard phone lines are available in each broadcast booth.

PHOTOS

Contact Kyle Stafford (kstafford@athletics.tamu.edu) to request high-resolution digital images of Texas A&M's coaches and players.

SOUTHEASTERN CONFERENCE

Ben Beaty (bbeaty@sec.org), Assistant Director of Communications, will serve as the media contact for SEC baseball. The SEC office address is 2201 Richard Arrington Boulevard North, Birmingham, AL 35203. The telephone number is (205) 458-3000. The SEC website is www.SECSports.com.

On Saturday, LaViolette became the first player in program history to record back-to-back seasons of 20 or more home runs.

LaViolette and Montgomery are also the first pair of teammates in program history to hit 20 or more homers each in a season.

Grahovac, who was named the SEC Freshman of the Week, has turned in a stellar rookie campaign thus far, ranking fifth in the SEC in RBI with 49. Since the start of SEC play, Grahovac has belted 10 homers and driven in 29 RBI.

UNANIMOUS NO. 1
For the second straight week, the Aggies are atop the polls as the unanimous No. 1 team. The No. 1 ranking is the Maroon & White's first since 2016.

This marks the fourth consecutive week Texas A&M has been ranked inside the Top 5 across all five major polls.

MIDSEASON HONORS
The Aggies have received plenty of midseason recognition from several national outlets.

The trio of Braden Montgomery, Jace LaViolette and Ryan Prager were named to the Golden Spikes Award Midseason Watch List, marking the third time in program history the Maroon & White have landed three on the list.

The trio along with Evan Aschenbeck also garnered midseason All-America honors from Perfect Game.

On D1Baseball's midseason All-America teams, the Aggies placed three in Aschenbeck, Montgomery and Prager.

Gavin Grahovac was tabbed a midseason Freshman All-American by Perfect Game.

ROWDY CROWD
The Maroon & White continue to boast one of the top home atmospheres in the country as 155,167 fans have visited Blue Bell Park this season.

The total ranks seventh overall nationally.

Against Vanderbilt, Texas A&M recorded its second largest weekend attendance in program history as 22,489 fans entered the gates of Blue Bell Park. Saturday's attendance of 8,075 marked the largest since the 2012 renovations and the sixth largest all-time.

MIDWEEK ARM
The Aggies will send RHP Brett Antolick to the mound in Tuesday's midweek. The start marks the first of the freshman's career.

RETURN OF PRAGER
After missing all of last year due to an injury, Ryan Prager has shined in the Friday night role for the Maroon & White.

The redshirt sophomore currently ranks fifth nationally in strikeout-to-walk ratio (10.57), sixth in wins (7), sixth in WHIP (0.89) and ninth in walks allowed per nine (1.19).

DOMINATE THE ZONE
Under first-year pitching coach Max Weiner, the Aggies have adopted the identity of Dominate the Zone.

The goal is clear, the Aggies want to win the 0-0 and 1-1 counts to maximize their strikeout-to-walk ratio.

In his time with the Mariners, Weiner oversaw eight pitchers that were named Top 100 prospects. As an organization, the Mariners ranked first among all 30 MLB teams in the Dominate the Zone metric, which combines strikeout/walk rates with success in 0-0 and 1-1 counts.

WIN NO. 900
Head Coach Jim Schlossnagle secured his 900th career win in the finale against Wagner on February 25.

With the win, Schlossnagle became the 15th acitve NCAA Division I Head Coach to reach the milestone.

Schlossnagle also logged his 100th career win in the Maroon & White Saturday March 16 against Florida. He is the fourth head coach in program history to accomplish the feat.

WINNING TRADITION
The Maroon & White posted their 17th consecutive winning season in 2023 after finishing 38-27 overall. Texas A&M has now posted a winning season in 61 of the last 63 seasons.

ALL-AMERICAN DUO
For the first time in program history, the Aggies will open the season with a pair of unanimous Preseason All-Americans in Jace LaViolette and Braden Montgomery.

Since 2011, Texas A&M has had only two other unanimous Preseason All-Americans in Asa Lacy (2020) and Tyler Naquin (2012).

The All-American duo was also named to the Golden Spikes Award Preseason Watch List, which recognizes the nation's best amateur player.

This marks the first time a pair of Aggie teammates have earned a spot on the Preseason Watch List since Tyler Naquin, Ross Stripling and Michael Wacha in 2012. The last Texas A&M standout to be named to the preseason list was Asa Lacy in 2020.

TARGAC EARNS NO. 12
Senior Ryan Targac has been bestowed the honor of wearing No. 12 during the 2024 season by coach Schlossnagle.

Targac becomes the third player to earn the No. 12 jersey in the Schlossnagle era, following Austin Bost (2023) and Troy Claunch (2022).

The honor, which was established by Schlossnagle and his staff during the 2022 season, is typically awarded to a player in his last year of eligibility that has exemplified the core values of the university and program at a very high level.

RELOADING WITH THE PORTAL
In the offseason, Schlossnagle and his staff landed one of the most coveted transfers in the portal in two-way standout Braden Montgomery.

Montgomery helped Stanford to back-to-back College World Series appearances and was a member of the 2023 USA Collegiate National Team.

In addition to Montgomery, the Aggies also brought in infielders Ali Camarillo and Ted Burton, catcher Jackson Appel and outfielder Hayden Schott. All four earned All-Conference honors in their respective leagues a season ago.

Overall, the transfer class ranked as the fourth-best nationally, according to D1Baseball.

BUILDING FOR THE FUTURE
Texas A&M's freshman class, which features 16 rookies, ranks as the fourth-best in the nation, according to D1Baseball.

The class is headlined by the D1Baseball SEC Preseason Freshman of the Year, Gavin Grahovac. Other standout rookies in the class include outfielder Caden Sorrell, right-hander Isaac Morton and lefty Kaiden Wilson, who were all ranked as Impact Freshman by D1Baseball.

SEC HONORS
The Aggies landed two student-athletes on the All-SEC Preseason Teams in Jace LaViolette (First Team) and Braden Montgomery (Second Team).

This marks the second straight season that the Maroon & White have landed multiple players on the Preseason All-SEC Teams.

SEC PRESEASON POLL
In the 2024 SEC Preseason Coaches Poll, the Aggies were selected to finish third in the West Division. Only Arkansas and defending national champion LSU ranked ahead of Texas A&M in the poll.

LONE STAR GUNSLINGERS
The Aggies boast 16 pitchers drafted in the first 5 rounds of the MLB Draft from 2015-2023. The tally is twice as many as the closest school in Texas (T.CU - 8). Texas A&M pitchers selected in the first 5 rounds include A.J. Minter (2nd - 2015), Grayson Long (3rd - 2015), Jace Vines (4th - 2016), Ryan Hendrix (5th - 2016), Mark Ecker (5th - 2016), Corbin Martin (2nd - 2017), Brigham Hill (5th - 2017), Mitchell Kilkenny (2nd - 2018), Nolan Hoffman (5th - 2018), John Doxakis (2nd - 2019), Kasey Kalich (4th - 2019), Asa Lacy (1st - 2020), Christian Roa (2nd -2020), Dustin Saenz (4th - 2021), Bryce Miller (4th - 2021) and Nathan Dettmer (5th - 2023).

PITCHERS SELECTED IN ROUNDS 1-5 AMONG TEXAS SCHOOLS (2015-23)

1.	Texas A&M	16
2.	TCU	8
3.	Dallas Baptist	6
4.	Texas	5

AGGIES IN THE PROS
The Aggies have a rich tradition of producing professional talent as 61 former players have went on to play in the MLB. Currently, Texas A&M has six active players in the MLB in A.J. Minter (Braves), Braden Shewmake (White Sox), Brooks Raley (Mets), Bryce Miller (Mariners), Stephen Kolek (Padres), Michael Wacha (Royals) and Ross Stripling (Athletics).

DESTINATION OMAHA
As with all 300 Division I baseball programs, the ultimate goal of the 2024 season is to reach the College World Series in Omaha, Neb. June 14-24.

The Aggies are in search of their eighth trip to Omaha and second in three

AGGIE PRESEASON HONORS

ALI CAMARILLO
- Ranked as the No. 10 shortstop by D1Baseball

BRADEN MONTGOMERY
- Golden Spikes Award Preseason Watch List
- Bobby Bragan National Collegiate Slugger Watch List
- Preseason All-America First Team (Perfect Game)
- Preseason All-America First Team (NCBWA)
- Preseason All-America Second Team (D1Baseball)
- Preseason All-America Second Team (Baseball America)
- Preseason All-SEC Second Team
- Preseason All-SEC (Perfect Game)
- Ranked as the No. 6 outfielder by D1Baseball

EVAN ASCHENBECK
- Ranked as the No. 28 relief pitcher by D1Baseball
- NCBWA Stopper of the Year Preseason Watch List

GAVIN GRAHOVAC
- Preseason SEC Freshman of the Year (D1Baseball)
- Ranked as the No. 14 third basemen by D1Baseball

JACE LaVIOLETTE
- Golden Spikes Award Preseason Watch List
- Bobby Bragan National Collegiate Slugger Watch List
- Preseason All-America First Team (D1Baseball)
- Preseason All-America Second Team (Perfect Game)
- Preseason All-America Second Team (Baseball America)
- Preseason All-America Third Team (NCBWA)
- Preseason All-SEC First Team
- Preseason All-SEC (Perfect Game)
- Ranked as the No. 3 outfielder by D1Baseball

JUSTIN LAMKIN
- Preseason All-SEC (Perfect Game)
- Ranked as the No. 61 starting pitcher by D1Baseball

TANNER JONES
- Ranked as the No. 81 starting pitcher by D1Baseball

ZANE BADMAEV
- Ranked as the No. 21 relief pitcher by D1Baseball

SERIES HISTORY

Houston (116-58-1)
Home 44-24 | Away 39-18-1 | Neutral 33-16

PREVIOUS 10 MEETINGS (6-4)

Date	Location	Result	A&M	Opp
3/14/23	Away	W	5	1
3/15/22	Home	L	2	8
3/16/21	Away	W	9	4
4/16/19	Away	L	1	4
3/3/19	Neutral	W	3	2
6/5/17	Away	W	4	3
3/29/16	Away	W	7	2
3/7/15	Neutral	W	6	0
4/4/14	Home	L	8	10
3/1/13	Home	L	6	7

2024 TEXAS A&M AGGIE BASEBALL ROSTER

NO.	NAME	POS.	CL	HT.	WT.	B/T	HOMETOWN / HIGH SCHOOL / PEVIOUS SCHOOL
0	Justin Vossos	INF	R-Fr.	6-0	180	R/R	Missouri City, Texas / Ridge Point
1	Jack Bell	INF	Fr.	6-0	180	L/R	Corpus Christi, Texas / Ray JC
2	Ali Camarillo	INF	Jr.	6-1	180	R/R	Chula Vista, Calif. / Otay Ranch / CSUN
3	Kaeden Kent	INF	So.	6-2	200	L/R	Austin, Texas / Lake Travis
4	Travis Chestnut	UTIL	Sr.	5-7	155	R/R	Pflugerville, Texas / Pflugerville HS / Temple College
5	Hayden Schott	OF	Gr.	6-2	220	L/R	Newport Beach, Calif. / Culver Military Academy / Columbia
6	Braden Montgomery	OF/RHP	Jr.	6-2	220	S/R	Madison, Miss. / Central / Stanford
9	Gavin Grahovac	UTIL	Fr.	6-2	220	R/R	Orange, Calif. / Villa Park
10	Chris Cortez	RHP	Jr.	6-1	205	R/R	Las Vegas, Nev. / Silverado
11	Max Kaufer	C	So.	6-0	210	R/R	Medord, N.J. / IMG Academy
12	Ryan Targac	INF	Sr.	6-1	220	S/R	Hallettsville, Texas / Hallettsville
13	Caden Sorrell	OF	Fr.	6-3	205	L/L	Highland Village, Texas / Flower Mound Marcus
14	Isaac Morton	RHP	Fr.	6-3	190	R/R	Blaine, Minn. / Spring Lake Park
15	Eldridge Armstrong III	RHP	Jr.	6-2	205	R/R	Simi Valley, Calif. / Monte Vista Academy / San Diego State
17	Jace LaViolette	OF	So.	6-6	230	L/L	Katy, Texas / Tompkins
18	Ryan Prager	LHP	R-So.	6-3	200	L/L	Dallas, Texas / Hillcrest
19	Troy Wansing	LHP	Jr.	6-4	225	L/L	Kansas City, Mo. / Staley HS / Purdue
20	Jackson Appel	C	Sr.	6-0	200	S/R	Houston, Texas / Memorial / Penn
21	Weston Moss	RHP	Fr.	6-4	190	R/R	Spring, Texas / Montgomery Lake Creek
23	Tanner Jones	RHP	Jr.	6-2	195	R/R	Thorsby, Ala. / Thorsby / Jacksonville State
27	Ted Burton	INF	Sr.	6-3	200	R/R	Huntington Beach, Calif. / Edison / Michigan
28	Brett Antolick	RHP	Fr.	6-3	205	R/R	Conyngham, Pa. / Hazelton Area
30	Kaiden Wilson	LHP	Fr.	6-2	200	L/L	Raymore, Mo. / Raymore-Peculiar
31	Carl Schmidt	INF	Fr.	5-11	190	R/R	Petaluma, Calif. / Marin Catholic
32	Brad Rudis	RHP	Jr.	6-0	195	R/R	Madisonville, Texas / Madisonville
33	Justin Lamkin	LHP	So.	6-4	210	R/R	Corpus Christi, Texas / Calallen
34	Josh Stewart	RHP	Jr.	6-2	195	R/R	Georgetown, Texas / St. Dominic Savio Catholic HS / Texas
35	Jason Bodin	RHP	Fr.	6-2	200	R/R	Orange, Texas / Orangefield
36	Jett Johnston	UTIL/RHP	Fr.	6-1	210	R/R	Nederland, Texas / Farragut (Tenn.)
37	Ty Baker	RHP	Fr.	6-4	230	R/R	Houston, Texas / Second Baptist Academy
38	Shane Sdao	LHP	So.	6-2	170	L/L	Montgomery, Texas / Lake Creek HS
41	Jackson Brasseux	LHP	Fr.	6-1	190	L/L	Paris, Texas / North Lamar
44	Luke Jackson	RHP	R-Fr.	6-2	190	R/R	Austin, Texas / Lake Travis
46	Blake Binderup	INF/RHP	R-Fr.	6-6	230	R/R	College Station, Texas / College Station
47	Tab Tracy	OF	Jr.	6-3	205	L/L	Houston, Texas / Stratford HS / Houston
48	Hank Bard	C	Sr.	6-2	205	L/R	Parker, Colo. / Legend HS / McLennan CC
49	Austin Vargas	LHP	Fr.	6-8	235	L/L	Brookshire, Texas / Fulshear
50	Boots Landry	INF	Fr.	6-3	215	L/R	Friendswood, Texas / Friendswood
52	Brady Sullivan	OF	Fr.	6-2	200	L/L	Cypress, Texas / Cy Woods
53	Evan Aschenbeck	LHP	Sr.	6-2	220	R/L	Brenham, Texas / Brenham HS / Blinn College
55	Zane Badmaev	RHP	Gr.	6-8	270	R/R	Boerne, Texas / Boerne / Tarleton
59	Zach Frye	RHP	Fr.	6-1	205	R/R	Fort Worth, Texas / Keller Timber Creek
62	Peyton Smith	RHP	So.	6-4	225	R/R	Springfield, Tenn. / East Robertson / Dallas Baptist
88	Brock Peery	RHP	Sr.	6-1	195	R/R	Peoria, Ariz. / Mountain Ridge / Arizona State

NO.	NAME		YR. AT A&M
22	Jim Schlossnagle	Head Coach	3rd season
39	Nolan Cain	Associate Head Coach	3rd season
8	Michael Earley	Assistant Coach	3rd season
40	Max Weiner	Assistant Coach	1st Season
24	Jason Hutchins	Director of Baseball Operations	26th season
52	Will Fox	Director of Video & Analytics	5th season
51	Chuck Box	Director of Player & Program Development	3rd season
	Kalie Swain	Senior Associate Athletic Trainer	1st season
	Josh Kesel	Head Strength & Conditioning Coach	1st season
	Roman Gomez	Assistant Strength & Conditoning Coach	2nd season
	Jack Mahala	Director of Research & Development	1st season
	Jace Hutchins	Student Assistant	1st season

ROSTER BREAKDOWN

CATCHERS

NO.	NAME
11	Max Kaufer
20	Jackson Appel
48	Hank Bard

INFIELDERS

NO.	NAME
0	Justin Vossos
1	Jack Bell
2	Ali Camarillo
3	Kaeden Kent
12	Ryan Targac
27	Ted Burton
31	Carl Schmidt
46	Blake Binderup
50	Boots Landry

OUTFIELDERS

NO.	NAME
5	Hayden Schott
6	Braden Montgomery
13	Caden Sorrell
17	Jace LaViolette
47	Tab Tracy
52	Brady Sullivan

UTILITY

NO.	NAME
4	Travis Chestnut
9	Gavin Grahovac
36	Jett Johnston

RIGHT-HANDERS

NO.	NAME
6	Braden Montgomery
10	Chris Cortez
14	Isaac Morton
15	Eldridge Armstong III
21	Weston Moss
23	Tanner Jones
28	Brett Antolick
32	Brad Rudis
34	Josh Stewart
35	Jason Bodin
36	Jett Johnston
37	Ty Baker
44	Luke Jackson
46	Blake Binderup
55	Zane Badmaev
59	Zach Frye
62	Peyton Smith
88	Brock Peery

LEFT-HANDERS

NO.	NAME
18	Ryan Prager
19	Troy Wansing
30	Kaiden Wilson
33	Justin Lamkin
38	Shane Sdao
41	Jackson Brasseux
49	Austin Vargas
53	Evan Aschenbeck

PRONUNCIATION GUIDE

NAME	
#0 Justin Vossos	VA-siss
#2 Ali Camarillo	Ah-lee CAH-mah-REE-yo
#3 Kaeden Kent	K-den
#5 Hayden Schott	Shot
#9 Gavin Grahovac	Gra-HO-vac
#11 Max Kaufer	Coffer
#12 Ryan Targac	TAR-gotch
#13 Caden Sorrell	Sur-rell
#17Jace LaViolette	LAHV-yuh-let
#18 Ryan Prager	PRAY-gur
#19 Troy Wansing	Wan-sing
#20 Jackson Appel	A-pel
#28 Brett Antolick	An-TOLL-ick
#32 Brad Rudis	Rude-iss
#38 Shane Sdao	Suh-DAY-oh
#41 Jackson Brasseux	Brew-SO
#46 Blake Binderup	Bender-UP
#53 Evan Aschenbeck	AH-shin-beck
#55 Zane Badmaev	Bud-MIVE
#88 Brock Peery	Peer-E
Jim Schlossnagle	Sh-LOSS-nay-gul



JIM SCHLOSSNAGLE

HEAD COACH
ELON COLLEGE '92

3RD SEASON AT TEXAS A&M

22

23RD SEASON 928–445

Two-time National Coach of the Year Jim Schlossnagle enters his third season as the Texas A&M skipper as the Aggies embark on the 2024 campaign.

Schlossnagle has enjoyed tremendous success during his 22-year career as a head coach at Texas A&M, TCU and UNLV, amassing an 893-440 (.669) mark.

In addition to leading the Aggies, Schlossnagle officially is currently serving as the president of the American Baseball Coaches Association (ABCA) and began his presidency and leading the ABCA Executive Committee at the association's annual convention in January.

He has been an ABCA member for 32 years and has consistently been involved in advancing the profession. Elected to the ABCA board in 2017, he is integral in shaping the association's legislative efforts and crafting the agenda for each year's convention. He served as the ABCA's Division I chairman in 2018, and in 2019 Schlossnagle began a string of four one-year stints as vice president, capped off by serving as the 1st Vice President in 2022.

On the diamond in College Station, the Aggies have been a resounding success in Schlossnagle's first two seasons, putting together an 82-47 overall record.

The squad advanced to the 2022 College World Series in his first year at the helm, winning A&M's first games in Omaha since 1993. Ol' Sarge's charges finished as one of the final four teams in Omaha for the first time in school annals. The Maroon & White finished 44-20 and won the SEC Western Division title with a 19-11 mark. Aggies turned heads on the field with Jacob Palisch and Dylan Rock earning All-America recognition and Micah Dallas, Joseph Menefee and Rock getting selected in the MLB Draft.

Schlossnagle's Aggies followed a trip to Omaha in his inaugural season by pushing his squad to the title games of both the SEC Tournament and the Stanford Regional, finishing the year with a 38-27 mark.

Schlossnagle is just the fourth coach to win multiple College World Series games at different programs, joining Larry Cochell, Augie Garrido and Andy Lopez. He is also one of just 11 coaches to win games in the CWS as skipper of multiple programs. In his six trips to Omaha, Schlossnagle's squads have posted a 13-12 mark and they have been one of the last four teams standing on four occasions – 2010, 2016, 2017 and 2022.

The Schlossnagle coaching tree has been extremely fruitful. Eight current NCAA Division I baseball coaches sharpened their craft under the tutelage of Schlossnagle, including Derek Matlock (UTRGV), Randy Mazey (West Virginia), Bill Mosiello (Ohio State), Kirk Saarloos (TCU), Ryan Shotzberger (UIW), Steven Trout (Texas State), Tony Vitello (Tennessee) and Todd Whitting (Houston).

Before arriving in Aggieland, Schlossnagle spent 18 years at TCU. He guided the Horned Frogs to five College World Series, making their Omaha debut in 2010 and adding four consecutive CWS trips from 2014-17. TCU was one of just three schools to appear in five of the last 10 College World Series. The Horned Frogs posted an 11-10 mark in Omaha, including being one of the last four teams standing in 2010, 2016 and 2017. He left Fort Worth as TCU's all-time winningest coach with a 734-346 (.680) record.

Schlossnagle earned national recognition for his efforts, being named National Coach of the Year by the National Collegiate Baseball Writers Association in 2010 and Baseball America in 2016. He also served a stint as the USA Baseball Collegiate National Team head coach in 2013 and served as a Team USA assistant coach in 2016.

Prior to his arrival at TCU, the Horned Frogs made just two NCAA Tournament appearances. He responded by guiding the team to 15 tournaments, including nine consecutive from 2004-12. The success included seven NCAA regional titles, all coming since 2009.

Schlossnagle navigated TCU to success in three different conferences, claiming 21 total titles between the Big 12, Mountain West and Conference USA. The Horned Frogs claimed doubles in their last two seasons in Conference USA, winning the regular-season and conference titles in 2004 and '05. They proceeded to earn doubles in each of their first three seasons in the Mountain West. They left the Mountain West after the 2012 season with four tournament trophies and seven regular-season titles. Since 2013, TCU earned three Big 12 regular-season crowns ('15, '17, '21) and three tournament titles ('14, '16, '21).

He has been recognized as a conference coach of the year on eight occasions, earning Mountain West honors in 2003 and '06-11, and Big 12 recognition in 2015.



TCU players enjoyed MLB success during the Schlossnagle era, including a school-record nine players drafted in 2019, highlighted by Nick Lodolo picked by the Cincinnati Reds with the No. 7 pick, the highest in school annals. Sixteen players mentored by Schlossnagle have appeared in the Major Leagues since 2008, including 2015 NL Cy Young Award winner Jake Arrieta and three-time MLB All-Star Matt Carpenter.

Schlossnagle started his head coaching career with two years as skipper at UNLV. During his stint, the Rebels were 77-47 (.621) in 2002-03.

Before life as a head coach, Schlossnagle spent eight years as associate head coach and recruiting coordinator at Tulane. He was an integral part of the Green Wave's success, helping Tulane to six NCAA Regional appearances during his tenure. Schlossnagle served as the Green Wave recruiting coordinator for his last five years with the program and garnered three nationally ranked recruiting classes, which helped produce two 48-win seasons and a No. 1 NCAA Regional seed.

Schlossnagle served as the pitching coach at Clemson in 1993. The Tigers finished that campaign with a 45-20 record, an Atlantic Coast Conference championship and a third-place finish in the NCAA Midwest Regional. Seven members of the `93 Clemson pitching staff were drafted.

After graduation, Schlossnagle spent three seasons as an assistant at Elon (N.C.) College where he helped lead his alma mater to a 99-41 mark, picking up two South Atlantic Conference championships, one District 26 title and one regional appearance.

Schlossnagle was a pitcher on the 1989 Elon squad that finished 39-7 and appeared in the NAIA World Series. He graduated magna cum laude from Elon with a bachelor's degree in physical education in 1992 and earned a master of education degree in human performance and health promotion from the University of New Orleans in 1995.

A native of Hagerstown, Maryland, Schlossnagle has a son, Jackson Lambert, and a daughter, Kathleen Grace.

DIVISION I ACTIVE COACHES

WINNING PERCENTAGE (through 2023 season)

Rk	Coach	Current School	Yrs.	Wins	Losses	Tied	Pct.
1	Ryan Copeland	NIU	4	131	38	0	.775
2	Robbie Britt	Eastern Michigan	4	124	48	0	.721
3	Tony Vitello	Tennessee	6	235	99	0	.704
4	Brian O'Connor	Virginia	20	839	353	2	.704
5	Dan McDonnell	Louisville	17	719	311	1	.698

10.	Brad Stromdahl	Georgia State	11	416	203	0	.672
11.	**Jim Schlossnagle**	**Texas A&M**	**22**	**893**	**440**	**0**	**.670**

VICTORIES (through 2023 season)

Rk	Coach	Current School	Yrs.	Wins	Losses	Tied	Pct.
1	Danny Hall	Georgia Tech	36	1,378	749	1	.648
2	Keith Guttin	Missouri State	41	1,373	895	0	.605
3	John Anderson	Minnesota	42	1,365	998	3	.578
4	Gary Gillmore	Coastal Carolina	34	1,335	674	5	.664
5	Elliott Avent	NC State	35	1,222	805	0	.603

14.	Rodney Hennon	Georgia Southern	26	903	602	1	.600
15.	**Jim Schlossnagle**	**Texas A&M**	**22**	**893**	**440**	**0**	**.670**

THE SCHLOSSNAGLE FILE

NAME ..... Jim Schlossnagle
DATE OF BIRTH ..... August 12, 1970
HOMETOWN ..... Hagerstown, Md.
CHILDREN ..... daughter Kathleen Grace, son Jackson Lambert
ALMA MATER ..... Elon, 1992
(Bachelor's Degree in Physical Education)
New Orleans, 1995
(Master's Degree in Human Performance and Health Promotion)

COACHING CAREER

1990-92 ..... Elon (Assistant Coach)
1993 ..... Clemson (Assistant Coach)
1994-2001 ..... Tulane (Associate Head Coach)
2002-03 ..... UNLV (Head Coach)
2003-21 ..... TCU (Head Coach)
2021-Present ..... Texas A&M (Head Coach)

COACHING HONORS

2003 ..... MWC Coach of the Year
2006 ..... MWC Coach of the Year
2007 ..... MWC Coach of the Year
2008 ..... MWC Coach of the Year
2009 ..... MWC Coach of the Year
2010 ..... MWC Coach of the Year
2010 ..... NCBWA National Coach of the Year
2010 ..... Field Turf National Coach of the Year
2011 ..... MWC Coach of the Year
2015 ..... Big 12 Coach of the Year
2016 ..... Baseball America National Coach of the Year

YEAR-BY-YEAR RECORD

	CONFERENCE RECORD	PCT.	OVERALL RECORD	PCT.
2002 - UNLV	13-17 +	.433	30-30	.500
2003 - UNLV	24-6 +	.800	47-17	.734
2004 - TCU	19-11 %	.633	39-26	.600
2005 - TCU	20-10 %	.667	41-20	.672
2006 - TCU	17-5 +	.773	39-23	.629
2007 - TCU	20-3 +	.870	48-14	.774
2008 - TCU	19-5 +	.792	44-19	.698
2009 - TCU	15-5 +	.750	40-18	.690
2010 - TCU*	19-5 +	.792	54-14	.794
2011 - TCU	20-3 +	.870	43-19	.694
2012 - TCU	18-6 +	.750	40-22	.645
2013 - TCU	12-12 §	.500	29-28	.509
2014 - TCU*	17-7 §	.708	48-18	.727
2015 - TCU*	18-5 §	.783	51-15	.773
2016 - TCU*	15-9 §	.625	49-18	.731
2017 - TCU*	16-8 §	.667	50-18	.735
2018 - TCU	10-13 §	.435	33-23	.589
2019 - TCU	11-13 §	.458	34-28	.548
2020 - TCU	---	---	11-4	.733
2021 - TCU	17-7 §	.708	41-19	.683
2022 - A&M*	19-11^	.633	44-20	.686
2023 - A&M	14-16	.467	38-27	.585
2024 - A&M	13-5	733	35-5	.875
TOTAL	**366-182**	**.668**	**928-445**	**.676**

* - College World Series participant
\+ - Mountain West Conference
% - Conference USA
§ - Big 12 Conference
^ - SEC

2024 SEC WEST STANDINGS

Team	SEC	Pct.	Gms Back	Overall	Pct.
Arkansas	14-4	.778	--	34-6	.850
Texas A&M	**13-5**	**.722**	**1**	**35-5**	**.875**
Mississippi State	10-8	.556	4	26-14	.650
Alabama	7-11	.389	7	25-15	.625
Ole Miss	6-12	.333	8	21-18	.538
LSU	5-13	.278	9	25-16	.610
Auburn	2-16	.111	12	19-20	.487

2024 SEC EAST STANDINGS

Team	SEC	Pct.	Gms Back	Overall	Pct.
Kentucky	15-3	.833	--	32-7	.821
Tennessee	12-6	.667	3	33-7	.825
Vanderbilt	10-8	.556	5	29-11	.725
Georgia	9-9	.500	6	29-10	.744
South Carolina	9-9	.500	6	27-13	.675
Florida	8-10	.444	7	20-19	.513
Missouri	6-12	.333	9	18-23	.439

AGGIES IN THE POLLS

	D1B	PG	BA	USAT	NCBWA
Preseason	8	7	11	10	10
Feb 19	8	4	11	—	9
Feb 26	7	4	11	7	8
March 4	7	4	11	6	6
March 11	4	3	5	4	4
March 18	7	7	10	6	6
March 25	4	4	5	5	4
April 1	3	3	3	3	3
April 8	3	3	3	3	3
April 15	1	1	1	1	1
April 22	1	1	1	1	1
April 29	—	—	—	—	—
May 6	—	—	—	—	—
May 13	—	—	—	—	—
May 20	—	—	—	—	—
May 27	—	—	—	—	—
June 3	—	—	—	—	—
June 10	—	—	—	—	—
FINAL	—	—	—	—	—

NATIONAL RANKINGS

D1BASEBALL	NCBWA	BA	USA TODAY	PG
1. Texas A&M	**1. Texas A&M**	**1. Texas A&M**	**1. Texas A&M**	**1. Texas A&M**
2. Arkansas	2. Arkansas	2. Arkansas	2. Arkansas	2. Arkansas
3. Tennessee	3. Tennessee	3. Tennessee	3. Tennessee	3. Tennessee
4. Kentucky	4. Clemson	4. Clemson	4. Clemson	4. Clemson
5. Clemson	5. Duke	5. Duke	5. Kentucky	5. Duke
6. Duke	6. Kentucky	6. Florida State	6. Duke	6. East Carolina
7. East Carolina	7. East Carolina	7. Kentucky	7. East Carolina	7. Wake Forest
8. Wake Forest	8. Florida State	8. East Carolina	8. Vanderbilt	8. Kentucky
9. Oregon State	9. Wake Forest	9. Vanderbilt	9. Florida State	9. Vanderbilt
10. Florida State	10. Vanderbilt	10. Wake Forest	10. Oregon State	10. Florida State
11. Vanderbilt	11. Oregon State	11. Virginia	11. Wake Forest	11. Oregon State
12. UC Irvine	12. Virginia	12. North Carolina	12. Virginia	12. Coastal Carolina
13. Coastal Carolina	13. Coastal Carolina	13. Oregon State	13. UC Irvine	13. Virginia
14. Virginia	14. North Carolina	14. UC Irvine	14. North Carolina	14. Indiana State
15. North Carolina	15. UC Irvine	15. Coastal Carolina	15. Coastal Carolina	15. North Carolina
16. Arizona	16. Louisiana	16. Oklahoma	16. Louisiana	16. UC Irvine
17. Louisiana	17. Arizona	17. NC State	17. Georgia	17. Arizona
18. Oklahoma	18. Oregon	18. Oregon	18. Oklahoma	18. Georgia
19. Oklahoma State	19. South Carolina	19. Oklahoma State	18. Alabama	19. Alabama
20. Georgia	20. Oklahoma	20. Alabama	20. Arizona	20. UCSB
21. NC State	21. Georgia	21. West Virginia	21. South Carolina	21. Louisiana
22. Oregon	22. Indiana State	22. South Carolina	22. Oklahoma State	22. Oklahoma State
23. Alabama	23. Alabama	23. Arizona	23. NC State	23. Oklahoma
24. South Carolina	24. NC State	24. Indiana State	24. Oregon	24. UNCW
25. Indiana State	25. Oklahoma State	25. Louisiana	25. Indiana State	25. NC State

2024 SEC PLAYERS OF THE WEEKS

WEEK 1
CO-PLAYER:
Slate Alford (Georgia)
Hayden Travinski (LSU)
CO-PITCHER:
Carson Myers (Auburn)
AJ Causey (Tennessee)
FRESHMAN:
Justin Lebron (Alabama)

WEEK 2
PLAYER:
Charlie Condon (Georgia)
PITCHER:
Hagen Smith (Arkansas)
CO-FRESHMAN:
Colin Fisher (Arkansas)
Liam Peterson (Florida)

WEEK 3
PLAYER:
Billy Amick (Tennessee)
CO-PITCHER:
Luke Holman (LSU)
Jac Caglianone (Florida)
FRESHMAN:
Camden Kozeal (Vanderbilt)

WEEK 4
PLAYER:
Dakota Jordan (Mississippi St.)
Charlie Condon (Georgia)
PITCHER:
Devin Futrell (Vanderbilt)
FRESHMAN:
Dean Curley (Tennessee)

WEEK 5
PLAYER:
Alan Espinal (Vanderbilt)
PITCHER:
Brandon Neely (Florida)
FRESHMAN:
Nolan Stevens (Mississippi State)

WEEK 6
PLAYER:
Corey Collins (Georgia)
CO-PITCHER:
Justin Lamkin (Texas A&M)
Hagen Smith (Arkansas)
FRESHMAN:
Tyler Pitzer (South Carolina)

WEEK 7
PLAYER:
Braden Montgomery (Texas A&M)
PITCHER:
Bryce Cunningham (Vanderbilt)
FRESHMAN:
Luke McNeillie (Florida)

WEEK 8
CO-PLAYER:
Christian Moore (Tennessee)
Jayden Davis (Vanderbilt)
PITCHER:
Dominic Niman (Kentucky)
FRESHMAN:
Nolan Souza (Arkansas)

WEEK 9
PLAYER:
Charlie Condon (Georgia)
CO-PITCHER:
Chris Cortez (Texas A&M)
Zane Adams (Alabama)
FRESHMAN:
Gavin Grahovac (Texas A&M)

WEEK 10
PLAYER:
Christian Moore (Tennessee)
PITCHER:
Gage Jump (LSU)
FRESHMAN:
Gavin Grahovac (Texas A&M)

WEEK 11
PLAYER:
PITCHER:
FRESHMAN:

WEEK 12
PLAYER:
PITCHER:
FRESHMAN:

WEEK 13
PLAYER:
PITCHER:
FRESHMAN:

WEEK 14
PLAYER:
PITCHER:
FRESHMAN:

OVERALL STATS

2024 Texas A&M Baseball
Overall Statistics for Texas A&M (as of Apr 20, 2024)
(All games Sorted by Batting avg)

Record: 35-5 Home: 25-1 Away: 7-4 Neutral: 3-0 SEC: 13-5

Player	avg	gp-gs	ab	r	h	2b	3b	hr	rbi	tb	slg%	bb	hp	so	gdp	ob%	sf	sh	sb-att	po	a	e	fld%
6 Braden Montgomery	.376	40-40	149	50	56	11	1	22	67	135	.906	41	4	30	0	.518	1	0	4-6	56	1	1	.983
20 Jackson Appel	.363	37-31	124	30	45	10	1	7	26	78	.629	19	6	15	2	.467	1	0	9-11	334	12	1	.997
5 Hayden Schott	.333	40-40	159	28	53	10	1	5	43	80	.503	16	4	29	0	.401	3	0	1-1	18	0	0	1.000
9 Gavin Grahovac	.329	40-40	170	56	56	12	0	14	49	110	.647	23	4	51	1	.421	0	0	1-1	19	41	3	.952
17 Jace LaViolette	.322	40-40	152	62	49	11	3	20	53	126	.829	37	6	40	1	.465	3	0	3-5	102	1	0	1.000
2 Ali Camarillo	.317	40-40	145	31	46	8	0	3	26	63	.434	21	6	31	3	.422	1	1	6-6	39	87	6	.955
27 Ted Burton	.292	39-39	130	31	38	7	1	4	25	59	.454	37	6	34	1	.466	1	0	9-10	194	17	0	1.000
---																							
4 Travis Chestnut	.313	21-10	32	19	10	3	1	1	4	18	.563	11	3	9	0	.511	1	1	5-5	11	16	1	.964
0 Justin Vossos	.286	6-1	7	3	2	0	0	0	0	2	.286	1	0	2	0	.375	0	0	0-0	2	4	0	1.000
13 Caden Sorrell	.265	34-20	83	20	22	4	3	5	24	47	.566	11	2	28	1	.357	2	0	2-2	36	1	0	1.000
11 Max Kaufer	.263	12-7	19	5	5	2	0	1	4	10	.526	7	3	4	0	.517	0	1	0-0	71	3	1	.987
3 Kaeden Kent	.262	31-14	61	11	16	2	0	0	4	18	.295	13	1	10	3	.400	0	1	0-1	22	35	3	.950
1 Jack Bell	.250	13-3	12	5	3	1	0	1	4	7	.583	8	0	3	1	.524	1	0	3-3	6	5	2	.846
48 Hank Bard	.242	17-8	33	5	8	1	0	1	9	12	.364	6	0	7	2	.359	0	0	0-0	32	2	0	1.000
46 Blake Binderup	.226	15-8	31	4	7	0	1	1	5	12	.387	8	0	14	1	.375	1	0	0-0	53	3	0	1.000
12 Ryan Targac	.222	21-16	54	11	12	5	0	1	12	20	.370	8	0	20	1	.313	2	0	1-1	22	19	2	.953
36 Jett Johnston	.200	9-3	15	4	3	1	0	0	2	4	.267	4	0	6	0	.368	0	0	0-0	2	0	0	1.000
Totals	.313	40	1376	375	431	88	12	86	357	801	.582	271	45	333	17	.437	17	4	44-52	1044	292	26	.981
Opponents	.231	40	1309	159	303	41	1	44	149	478	.365	118	40	437	15	.311	13	11	11-18	987	296	38	.971

LOB - Team (352), Opp (289). DPs turned - Team (19), Opp (19). CI - Team (1), KAUFER 1, Opp (1).

(All games Sorted by Earned run avg)

Player	era	w-l	app	gs	cg	sho	sv	ip	h	r	er	bb	so	2b	3b	hr	b/avg	wp	hp	bk	sfa	sha
18 Ryan Prager	2.55	7-0	10	10	1	1/3	0	53.0	40	17	15	7	74	8	0	6	.203	1	3	0	0	1
33 Justin Lamkin	5.13	2-1	10	10	0	0/1	0	40.1	41	23	23	13	52	4	1	6	.259	3	6	0	1	1
---																						
35 Jason Bodin	0.00	0-0	1	0	0	0/0	0	0.1	0	0	0	1	0	0	0	0	.000	0	0	0	0	0
32 Brad Rudis	1.37	2-0	14	0	0	0/2	0	19.2	17	3	3	9	25	3	0	2	.227	1	0	0	0	0
53 Evan Aschenbeck	1.85	4-0	16	0	0	0/3	5	39.0	26	8	8	5	49	3	0	5	.184	2	0	0	2	1
10 Chris Cortez	2.34	6-1	13	3	0	0/1	0	34.2	28	15	9	16	51	3	0	5	.222	2	2	0	0	0
14 Isaac Morton	2.63	1-0	8	3	0	0/1	0	13.2	6	8	4	12	22	1	0	0	.128	2	8	0	0	2
34 Josh Stewart	2.76	1-1	14	0	0	0/1	0	16.1	17	5	5	5	21	1	0	2	.274	2	1	0	3	0
38 Shane Sdao	2.81	2-0	14	1	0	0/1	2	25.2	23	9	8	3	33	4	0	4	.240	3	1	0	3	0
88 Brock Peery	3.86	2-0	17	0	0	0/1	0	16.1	5	9	7	9	19	0	0	1	.098	1	6	0	1	0
55 Zane Badmaev	3.86	2-0	10	0	0	0/1	1	14.0	11	6	6	4	22	1	0	0	.208	0	1	0	0	2
44 Luke Jackson	4.32	0-0	7	2	0	0/1	0	8.1	7	4	4	5	4	0	0	2	.233	1	1	0	1	0
23 Tanner Jones	4.67	3-1	9	9	0	0/2	0	34.2	37	19	18	10	34	5	0	4	.274	0	6	0	0	1
21 Weston Moss	4.80	3-0	12	1	0	0/0	0	15.0	15	9	8	7	15	3	0	2	.250	2	1	0	0	1
28 Brett Antolick	6.00	0-0	3	0	0	0/1	0	3.0	5	3	2	1	1	0	0	1	.357	0	0	0	0	1
36 Jett Johnston	6.75	0-0	1	0	0	0/0	0	1.1	2	1	1	1	0	1	0	0	.500	0	0	0	1	0
62 Peyton Smith	12.00	0-0	6	0	0	0/0	0	6.0	12	8	8	4	7	4	0	2	.414	2	1	0	1	0
30 Kaiden Wilson	13.50	0-1	3	0	0	0/0	0	2.2	6	4	4	2	4	0	0	1	.462	0	2	0	0	0
19 Troy Wansing	13.50	0-0	1	0	0	0/0	0	0.2	1	1	1	0	0	0	0	0	.500	0	1	0	0	1
6 Braden Montgomery	18.00	0-0	2	1	0	0/0	0	2.0	1	4	4	4	2	0	0	1	.143	1	0	0	0	0
15 Eldridge Armstrong	20.25	0-0	2	0	0	0/1	0	1.1	3	3	3	0	2	0	0	0	.429	0	0	0	0	0
Totals	3.57	35-5	40	40	1	8/7	8	348.0	303	159	138	118	437	41	1	44	.231	23	40	0	13	11
Opponents	9.25	5-35	40	40	0	0/0	3	329.0	431	375	338	271	333	88	12	86	.313	29	45	6	17	4

PB - Team (5), APPEL 2, KAUFER 2, BARD 1, Opp (4). Pickoffs - Team (3), PRAGER 1, JONES 1, CORTEZ 1, Opp (5).

2024 RESULTS

Game date	Opposing team	Score	r	h	e	lob	r	h	e	lob	Inn	Overall	SEC	Pitcher of record	Attend	Time	Temp	A&M Rk
Feb. 16	MCNEESE	W, 15-0	15	17	0	14	0	2	0	6	9	1-0	0-0	Ryan Prager	7,078	2:52	66	7
Feb. 17	MCNEESE	W, 6-1	6	8	0	7	1	6	1	10	9	2-0	0-0	Brock Peery	5,818	2:49	48	7
Feb. 18	MCNEESE	W, 10-0	10	9	1	11	0	6	0	8	7	3-0	0-0	Shane Sdao	5,500	2:51	51	7
Feb. 20	UIW	W, 9-3	9	13	2	8	3	7	0	7	9	4-0	0-0	Chris Cortez	4,870	2:36	76	4
Feb. 23	WAGNER	W, 17-2	17	13	1	5	2	8	0	8	9	5-0	0-0	Ryan Prager	5,944	3:00	75	4
Feb. 24	WAGNER	W, 2-0	2	8	0	8	0	5	2	6	9	6-0	0-0	Justin Lamkin	6,187	2:43	77	4
Feb. 25	WAGNER	W, 21-2	21	15	0	7	2	1	4	2	7	7-0	0-0	Tanner Jones	5,201	2:58	80	4
Feb. 27	LAMAR	W, 13-2	13	14	1	6	2	5	0	8	9	8-0	0-0	Weston Moss	5,161	2:29	79	4
March 1	Arizona State%	W, 4-0	4	4	0	9	0	2	1	4	9	9-0	0-0	Ryan Prager	7,273	2:41	N/A	4
March 2	USC%	W, 9-3	9	12	0	11	3	8	0	9	9	10-0	0-0	Weston Moss	10, 547	3:48	N/A	4
March 3	Arizona State%	W, 10-5	10	8	2	7	5	10	0	8	9	11-0	0-0	Zane Badmaev	6,516	3:20	N/A	4
March 5	at No. 14 Texas	W, 9-2	9	10	1	9	2	6	2	9	9	12-0	0-0	Evan Aschenbeck	8, 060	3:28	80	4
March 6	TEXAS SOUTHERN	W, 7-4	7	5	0	11	4	7	0	9	9	13-0	0-0	Josh Stewart	4,720	3:33	76	4
March 8	RHODE ISLAND	W, 11-0	11	12	1	11	0	2	2	3	9	14-0	0-0	Ryan Prager	5,480	3:05	73	4
March 9	RHODE ISLAND	W, 6-0	6	5	0	10	0	5	1	5	9	15-0	0-0	Brad Rudis	5,964	3:04	60	4
March 10	RHODE ISLAND	W, 12-11	12	15	2	14	11	9	1	4	9	16-0	0-0	Evan Aschenbeck	5,857	4:30	66	4
March 12	SAM HOUSTON	W, 9-8	9	14	0	7	8	12	2	10	9	17-0	0-0	Chris Cortez	7,342	3:31	76	3
March 15	at No. 8 Florida*	L, 6-8	6	7	0	4	8	12	0	8	9	17-1	0-1	Chris Cortez	5,863	2:34	80	3
March 16	at No. 8 Florida*	W, 10-6	10	9	0	8	6	12	0	12	9	18-1	1-1	Evan Aschenbeck	6,541	3:23	85	3
March 17	at No. 8 Florida*	L, 2-4	2	6	0	11	4	7	1	6	9	18-2	1-2	Josh Stewart	6,110	2:48	78	3
March 20	PRAIRIE VIEW A&M	W, 11-9	11	12	0	12	9	8	2	9	9	19-2	1-2	Isaac Morton	4,547	3:20	69	7
March 21	No. 21 MISSISSIPPI STATE*	W, 6-3	6	8	1	0	3	8	0	7	9	20-2	2-2	Ryan Prager	4,776	2:34	63	7
March 22	No. 21 MISSISSIPPI STATE*	L, 1-5	1	5	1	7	5	11	0	14	9	20-3	2-3	Tanner Jones	6,443	2:53	69	7
March 23	No. 21 MISSISSIPPI STATE*	W, 6-1	6	9	0	3	1	3	0	3	9	21-3	3-3	Justin Lamkin	7,159	2:26	70	7
March 26	HOUSTON CHRISTIAN	W, 6-3	6	6	0	12	3	3	1	7	9	22-3	3-3	Chris Cortez	4,784	3:00	62	4
March 28	No. 21 AUBURN*	W, 9-7	9	10	2	8	7	9	0	3	9	23-3	4-3	Evan Aschenbeck	6,466	3:13	74	4
March 29	No. 21 AUBURN*	W, 12-8	12	16	1	8	8	12	1	8	9	24-3	5-3	Tanner Jones	6,664	3:24	72	4
March 30	No. 21 AUBURN*	W, 10-9	10	16	0	14	9	17	1	11	9	25-3	6-3	Weston Moss	6,484	4:46	75	4
April 2	TEXAS STATE	W, 12-2	12	13	0	9	2	3	0	5	7	26-3	6-3	Zane Badmaev	2,917	2:45	71	3
April 5	at No. 22 South Carolina*	W, 9-2	9	13	1	12	2	6	2	9	9	27-3	7-3	Ryan Prager	7,159	3:31	63	3
April 6	at No. 22 South Carolina*	W, 6-3	6	9	1	9	3	9	2	6	9	28-3	8-3	Shane Sdao	8,242	3:03	64	3
April 7	at No. 22 South Carolina*	L, 5-6	5	10	1	6	6	10	0	12	9	28-4	8-4	Justin Lamkin	6,720	3:02	65	3
April 9	UTSA	W, 6-5	6	11	4	9	5	5	1	7	9	29-4	8-4	Chris Cortez	4,826	2:48	79	3
April 12	No. 6 VANDERBILT*	W, 15-0	15	17	0	3	0	4	1	4	7	30-4	9-4	Ryan Prager	7,351	2:05	78	3
April 13	No. 6 VANDERBILT*	W, 9-0	9	5	0	7	0	6	2	5	9	31-4	10-4	Tanner Jones	8,075	2:45	77	3
April 14	No. 6 VANDERBILT*	W, 12-6	12	11	1	4	6	7	1	6	9	32-4	11-4	Chris Cortez	7,063	3:06	80	3
April 16	AIR FORCE	W, 15-5	15	16	1	12	5	9	3	5	7	33-4	11-4	Brad Rudis	5,407	3:16	86	3
April 18	at No. 12 Alabama*	W, 10-5	10	11	0	10	5	12	0	9	9	34-4	12-4	Chris Cortez	3,691	3:04	77	1
April 19	at No. 12 Alabama*	W, 18-9	18	18	1	7	9	13	2	8	9	35-4	13-4	Brock Peery	3,691	3:34	77	1
April 20	at No. 12 Alabama*	L, 9-10	9	11	0	9	10	16	2	9	9	35-5	13-5	Kaiden Wilson	3,995	3:09	64	1
April 23	HOUSTON																	
April 26	GEORGIA*																	
April 27	GEORGIA*																	
April 28	GEORGIA*																	
April 30	TARLETON																	
May 3	at LSU*																	
May 4	at LSU*																	
May 5	at LSU*																	
May 7	RICE																	
May 10	at Ole Miss*																	
May 11	at Ole Miss*																	
May 12	at Ole Miss*																	
May 16	ARKANSAS*																	
May 17	ARKANSAS*																	
May 18	ARKANSAS*																	

* - SEC game
& - College Baseball Series - Globe Life Field - Arlington, Texas
$ - SEC Tournaement - Hoover Metropolitan Stadium - Hoover, Ala.

	1	2	3	4	5	6	7	8	9	ex		total
TEXAS A&M	58	45	38	40	72	34	41	35	10	2	—	375
OPPONENTS	10	29	22	14	13	21	20	16	14	0	—	159

TEXAS A&M W-L BREAKDOWN

Overall 35-5
Conference 13-5
Non-Conference 22-0
Postseason ..... n/a

Home 25-1
Away 7-4
Neutral 3-0

Day 15-4
Night 20-1

vs Left starter 7-4
vs Right starter 28-1

1-Run Games 4-2
2-Run Games 3-2
5+-Run Games 21-0
Extra Innings 2-0
Shutouts 8-0

Scored in 1st Inning 25-1
Opp. Scored in 1st Inning 2-2
Scores First 29-2
Opp. Scores First 6-3

Scoring 6+ runs 33-2
Opp. Scores 6+ runs 9-3

Leading after 6 32-0
Trailing after 6 3-3
Tied after 6 0-2

Leading after 7 26-0
Trailing after 7 3-4
Tied after 7 0-1

Leading after 8 26-0
Trailing after 8 1-5
Tied after 8 2-0

Out-hit opponent 26-0
Out-hit by opponent 6-4
Hits are tied 3-1
Hit 0 home runs 4-1
Hit 1 home run 7-2
Hit 2+ home runs 24-2
Opp. hits 0 home runs 19-0
Opp. hit 1 home run 6-1
Opp. hits 2+ home runs 10-4

vs top 25 14-5
vs top 10 4-2
vs top 5 0-0

Mondays 0-0
Tuesdays 8-0
Wednesdays 2-0
Thursdays 2-0
Fridays 9-2
Saturdays 9-1
Sundays 5-2

February 8-0
March 17-3
April 10-2
May 0-0
June 0-0

3-Game Series Opener 8-1
Middle Game(s) 8-1
3-Game Series Finale 6-3

Longest winning streak 17
Longest losing streak 1

Total Home Attendance 155,167
Home Avg. (26 dates) 5,967
Total Away Attendance 87,325
Away Avg. (14 dates) 6,237
Total Attendance 242,492
Total Avg. (40 dates) 6,062

MISCELLANOUS STATS

Multiple Hit Games	2	3	4	5+	Total
6 Braden Montgomery	15	4	-	-	19
5 Hayden Schott	13	3	1	-	17
9 Gavin Grahovac	11	6	-	-	17
17 Jace LaViolette	12	2	1	-	15
20 Jackson Appel	12	3	-	-	15
2 Ali Camarillo	13	1	-	-	14
27 Ted Burton	5	5	-	-	10
13 Caden Sorrell	3	-	-	-	3
12 Ryan Targac	2	1	-	-	3
3 Kaeden Kent	2	-	-	-	2
4 Travis Chestnut	2	-	-	-	2
48 Hank Bard	1	-	-	-	1
46 Blake Binderup	-	1	-	-	1
TEAM	91	26	2	0	119

Multiple RBI Games	2	3	4	5+	Total
6 Braden Montgomery	10	7	4	-	21
17 Jace LaViolette	5	3	4	2	14
5 Hayden Schott	6	6	1	-	13
9 Gavin Grahovac	7	2	2	1	12
20 Jackson Appel	5	1	1	-	7
27 Ted Burton	5	2	-	-	7
2 Ali Camarillo	3	2	-	-	5
13 Caden Sorrell	2	1	-	1	4
12 Ryan Targac	1	-	-	1	2
48 Hank Bard	-	1	1	-	2
46 Blake Binderup	-	1	-	-	1
11 Max Kaufer	1	-	-	-	1
TEAM	45	26	13	5	89

Hitting Streaks	Longest	Current
20 Jackson Appel	13	13
2 Ali Camarillo	10	5
5 Hayden Schott	10	2
6 Braden Montgomery	9	-
9 Gavin Grahovac	9	8
13 Caden Sorrell	8	3
17 Jace LaViolette	6	5
3 Kaeden Kent	5	-
12 Ryan Targac	4	1
27 Ted Burton	4	4
46 Blake Binderup	4	-
4 Travis Chestnut	3	2
36 Jett Johnston	2	-
48 Hank Bard	2	1
11 Max Kaufer	1	1
1 Jack Bell	1	1
0 Justin Vossos	1	1

Reached Base Streaks	Longest	Current
2 Ali Camarillo	26	26
20 Jackson Appel	24	24
6 Braden Montgomery	22	22
17 Jace LaViolette	21	17
9 Gavin Grahovac	20	8
27 Ted Burton	16	16
5 Hayden Schott	13	13
3 Kaeden Kent	9	-
13 Caden Sorrell	8	3
12 Ryan Targac	7	1
4 Travis Chestnut	5	3
36 Jett Johnston	5	-
1 Jack Bell	5	1
46 Blake Binderup	4	-
48 Hank Bard	4	1
11 Max Kaufer	4	4
0 Justin Vossos	2	2

UNIFORM TRACKER



White Top White Pant 3-1	Pinstripe Top Pinstripe Pant 7-0	Maroon Top Grey Pant 6-0	Cream Top Cream Pant 1-0
Maroon Top White Pant 7-0	Grey Top Grey Pant 3-4	RWB Top RWB Pant 7-0	Maroon Top Pinstripe Pant 1-0

TEAM HIGHS

Batting

At bats:	49	-	vs Auburn (Mar 30, 2024)
Runs scored:	21	-	vs Wagner (Feb 25, 2024)
Hits:	18	-	at Alabama (Apr 19, 2024)
RBIs:	18	-	vs Wagner (Feb 25, 2024)
	18	-	at Alabama (Apr 19, 2024)
Doubles:	6	-	vs Rhode Island (Mar 08, 2024)
Triples:	2	-	at Texas State (Apr 02, 2024)
Home runs:	5	-	(4 times)
Total bases:	36	-	vs McNeese (Feb 16, 2024)
	36	-	vs Auburn (Mar 29, 2024)
	36	-	vs Vanderbilt (Apr 12, 2024)
Walks:	14	-	vs McNeese (Feb 18, 2024)
Strikeouts:	14	-	at South Carolina (Apr 05, 2024)
Sac hits:	1	-	(4 times)
Sac flies:	2	-	vs Auburn (Mar 28, 2024)
	2	-	vs Vanderbilt (Apr 12, 2024)
	2	-	at Alabama (Apr 20, 2024)
Stolen bases:	6	-	at South Carolina (Apr 06, 2024)
Hit by pitch:	4	-	vs Rhode Island (Mar 10, 2024)
	4	-	vs Vanderbilt (Apr 13, 2024)
Caught stealing:	2	-	at Florida (Mar 17, 2024)
Runners LOB:	17	-	vs Rhode Island (Mar 10, 2024)
Hit into DP:	2	-	vs Wagner (Feb 24, 2024)
	2	-	vs Auburn (Mar 30, 2024)
	2	-	at Alabama (Apr 19, 2024)

Fielding

Putouts:	36	-	vs Auburn (Mar 30, 2024)
Assists:	12	-	vs Prairie View A&M (Mar 20, 2024)
Errors:	4	-	vs UTSA (Apr 09, 2024)
Passed balls:	1	-	(5 times)
DPs turned:	2	-	(5 times)

Pitching

Innings pitched:	12.0	-	vs Auburn (Mar 30, 2024)
Runs allowed:	11	-	vs Rhode Island (Mar 10, 2024)
Earned runs:	10	-	at Alabama (Apr 20, 2024)
Walks allowed:	9	-	vs Prairie View A&M (Mar 20, 2024)
Strikeouts:	17	-	(4 times)
Hits allowed:	17	-	vs Auburn (Mar 30, 2024)
Doubles allowed:	5	-	at Florida (Mar 16, 2024)
Triples allowed:	1	-	vs Vanderbilt (Apr 14, 2024)
Homers allowed:	5	-	at Florida (Mar 15, 2024)
Wild pitches:	3	-	at South Carolina (Apr 07, 2024)
Hit batters:	3	-	vs McNeese (Feb 16, 2024)
	3	-	vs Houston Christian (Mar 26, 2024)
	3	-	vs UTSA (Apr 09, 2024)

INDIVIDUAL HIGHS

Batting

At bats:	7	-	Hayden Schott vs Rhode Island (Mar 10, 2024)
	7	-	Gavin Grahovac vs Auburn (Mar 30, 2024)
	7	-	Jackson Appel vs Auburn (Mar 30, 2024)
Runs scored:	4	-	(5 times)
Hits:	4	-	Hayden Schott vs Rhode Island (Mar 10, 2024)
	4	-	Jace LaViolette vs Air Force (Apr 16, 2024)
RBIs:	6	-	Jace LaViolette vs Vanderbilt (Apr 12, 2024)
Doubles:	2	-	Jace LaViolette vs Mississippi State (Mar 23, 2024)
	2	-	Jace LaViolette at Alabama (Apr 19, 2024)
Triples:	1	-	(12 times)
Home runs:	3	-	Jackson Appel vs UTSA (Apr 09, 2024)
Total bases:	12	-	Jackson Appel vs UTSA (Apr 09, 2024)
	12	-	Jace LaViolette vs Air Force (Apr 16, 2024)
Walks:	3	-	(12 times)
Strikeouts:	3	-	(17 times)
Sac hits:	1	-	(4 times)
Sac flies:	1	-	(17 times)
Stolen bases:	3	-	Jackson Appel at South Carolina (Apr 06, 2024)
Hit by pitch:	2	-	Braden Montgomery vs Arizona State (Mar 01, 2024 at Arlington, Texa
	2	-	Jackson Appel vs Rhode Island (Mar 10, 2024)
Caught stealing:	1	-	(8 times)
Runners LOB:	6	-	Caden Sorrell vs Air Force (Apr 16, 2024)

Fielding

Putouts:	17	-	Jackson Appel vs Rhode Island (Mar 09, 2024)
	17	-	Jackson Appel at South Carolina (Apr 05, 2024)
Assists:	5	-	(4 times)
Errors:	1	-	(26 times)
Passed balls:	1	-	(5 times)

Pitching

Innings pitched:	7.1	-	Justin Lamkin vs Mississippi State (Mar 23, 2024)
	7.1	-	Tanner Jones vs Vanderbilt (Apr 13, 2024)
Runs allowed:	6	-	Ryan Prager at Florida (Mar 15, 2024)
	6	-	Tanner Jones at Alabama (Apr 19, 2024)
Earned runs:	6	-	Ryan Prager at Florida (Mar 15, 2024)
Walks allowed:	4	-	Chris Cortez vs Lamar (Feb 27, 2024)
	4	-	Chris Cortez at Texas (Mar 05, 2024)
	4	-	Braden Montgomery vs Prairie View A&M (Mar 20, 2024)
Strikeouts:	13	-	Ryan Prager vs Rhode Island (Mar 08, 2024)
Hits allowed:	9	-	Justin Lamkin vs Auburn (Mar 30, 2024)
Doubles allowed:	3	-	Evan Aschenbeck at Florida (Mar 16, 2024)
Triples allowed:	1	-	Justin Lamkin vs Vanderbilt (Apr 14, 2024)
Homers allowed:	3	-	Ryan Prager at Florida (Mar 15, 2024)
Wild pitches:	2	-	Justin Lamkin vs Arizona State (Mar 03, 2024 at Arlington, Texas)
	2	-	Peyton Smith vs Texas Southern (Mar 06, 2024)
	2	-	Isaac Morton at Texas State (Apr 02, 2024)
Hit batters:	2	-	(7 times)

STARTING LINEUPS – BY POSITION

Date	Opponent	P	C	1B	2B	3B	SS	LF	CF	RF	DH
Feb. 16	MCNEESE	Prager	Appel	Binderup	Targac	Grahovac	Camarillo	Schott	LaViolette	Montgomery	Burton
Feb. 17	MCNEESE	Lamkin	Kaufer	Binderup	Targac	Grahovac	Camarillo	Schott	LaViolette	Montgomery	Burton
Feb. 18	MCNEESE	Sdao	Kaufer	Binderup	Targac	Grahovac	Camarillo	Johnston	LaViolette	Montgomery	Schott
Feb. 20	UIW	Cortez	Appel	Binderup	Kent	Grahovac	Camarillo	Schott	LaViolette	Montgomery	Burton
Feb. 23	WAGNER	Prager	Appel	Binderup	Kent	Grahovac	Camarillo	Schott	LaViolette	Montgomery	Burton
Feb. 24	WAGNER	Lamkin	Bard	Binderup	Kent	Grahovac	Camarillo	Schott	LaViolette	Montgomery	Burton
Feb. 25	WAGNER	Jones	Kaufer	Targac	Kent	Grahovac	Camarillo	Schott	LaViolette	Montgomery	Burton
Feb. 27	LAMAR	Cortez	Appel	Targac	Kent	Grahovac	Camarillo	Schott	LaViolette	Montgomery	Burton
March 1	Arizona State%	Prager	Appel	Burton	Kent	Grahovac	Camarillo	Schott	LaViolette	Sorrell	Montgomery
March 2	USC%	Jones	Appel	Binderup	Targac	Grahovac	Camarillo	Schott	LaViolette	Montgomery	Burton
March 3	Arizona State%	Lamkin	Bard	Burton	Bell	Grahovac	Camarillo	Sorrell	LaViolette	Montgomery	Schott
March 5	at No. 14 Texas	Cortez	Appel	Burton	Bell	Grahovac	Camarillo	Schott	LaViolette	Montgomery	Bard
March 6	TEXAS SOUTHERN	Morton	Kaufer	Burton	Bell	Grahovac	Camarillo	Johnston	LaViolette	Montgomery	Schott
March 8	RHODE ISLAND	Prager	Appel	Burton	Chestnut	Grahovac	Camarillo	Schott	LaViolette	Montgomery	Bard
March 9	RHODE ISLAND	Jones	Appel	Burton	Chestnut	Grahovac	Camarillo	Sorrell	LaViolette	Montgomery	Schott
March 10	RHODE ISLAND	Lamkin	Bard	Burton	Kent	Grahovac	Camarillo	Schott	LaViolette	Montgomery	Appel
March 12	SAM HOUSTON	Morton	Appel	Burton	Vossos	Grahovac	Camarillo	Schott	LaViolette	Montgomery	Targac
March 15	at No. 8 Florida*	Prager	Appel	Burton	Kent	Grahovac	Camarillo	Schott	LaViolette	Montgomery	Targac
March 16	at No. 8 Florida*	Jones	Appel	Burton	Kent	Grahovac	Camarillo	Schott	LaViolette	Montgomery	Bard
March 17	at No. 8 Florida*	Lamkin	Appel	Burton	Kent	Grahovac	Camarillo	Schott	LaViolette	Montgomery	Binderup
March 20	PRAIRIE VIEW A&M	Montgomery	Kaufer	Burton	Kent	Grahovac	Camarillo	Johnston	LaViolette	Schott	Montgomery
March 21	No. 21 MISSISSIPPI STATE*	Prager	Appel	Burton	Kent	Grahovac	Camarillo	Schott	LaViolette	Montgomery	Bard
March 22	No. 21 MISSISSIPPI STATE*	Jones	Appel	Burton	Kent	Grahovac	Camarillo	Schott	LaViolette	Montgomery	Bard
March 23	No. 21 MISSISSIPPI STATE*	Lamkin	Appel	Burton	Targac	Grahovac	Camarillo	Sorrell	LaViolette	Montgomery	Schott
March 26	HOUSTON CHRISTIAN	Jackson	Kaufer	Burton	Targac	Grahovac	Camarillo	Sorrell	LaViolette	Montgomery	Schott
March 28	No. 21 AUBURN*	Prager	Appel	Burton	Targac	Grahovac	Camarillo	Sorrell	LaViolette	Montgomery	Schott
March 29	No. 21 AUBURN*	Jones	Appel	Burton	Targac	Grahovac	Camarillo	Sorrell	LaViolette	Montgomery	Schott
March 30	No. 21 AUBURN*	Lamkin	Appel	Burton	Targac	Grahovac	Camarillo	Sorrell	LaViolette	Montgomery	Schott
April 2	at Texas State	Jackson	Appel	Burton	Targac	Grahovac	Camarillo	Sorrell	LaViolette	Montgomery	Schott
April 5	at No. 22 South Carolina*	Prager	Appel	Burton	Targac	Grahovac	Camarillo	Sorrell	LaViolette	Montgomery	Schott
April 6	at No. 22 South Carolina*	Jones	Appel	Burton	Kent	Grahovac	Camarillo	Sorrell	LaViolette	Montgomery	Schott
April 7	at No. 22 South Carolina*	Lamkin	Appel	Burton	Targac	Grahovac	Camarillo	Sorrell	LaViolette	Montgomery	Schott
April 9	UTSA	Morton	Appel	Burton	Chestnut	Grahovac	Camarillo	Sorrell	LaViolette	Montgomery	Schott
April 12	No. 6 VANDERBILT*	Prager	Appel	Burton	Chestnut	Grahovac	Camarillo	Sorrell	LaViolette	Montgomery	Schott
April 13	No. 6 VANDERBILT*	Jones	Appel	Burton	Chestnut	Grahovac	Camarillo	Sorrell	LaViolette	Montgomery	Schott
April 14	No. 6 VANDERBILT*	Lamkin	Appel	Burton	Chestnut	Grahovac	Camarillo	Sorrell	LaViolette	Montgomery	Schott
April 16	AIR FORCE	Moss	Kaufer	Burton	Chestnut	Grahovac	Camarillo	Sorrell	LaViolette	Montgomery	Schott
April 18	at No. 12 Alabama*	Prager	Appel	Burton	Chestnut	Grahovac	Camarillo	Sorrell	LaViolette	Montgomery	Schott
April 19	at No. 12 Alabama*	Jones	Appel	Burton	Chestnut	Grahovac	Camarillo	Sorrell	LaViolette	Montgomery	Schott
April 20	at No. 12 Alabama*	Lamkin	Appel	Burton	Chestnut	Grahovac	Camarillo	Sorrell	LaViolette	Montgomery	Schott
April 23	HOUSTON										
April 26	GEORGIA*										
April 27	GEORGIA*										
April 28	GEORGIA*										
April 30	TARLETON										
May 3	at LSU*										
May 4	at LSU*										
May 5	at LSU*										
May 7	RICE										
May 10	at Ole Miss*										
May 11	at Ole Miss*										
May 12	at Ole Miss*										
May 16	ARKANSAS*										
May 17	ARKANSAS*										
May 18	ARKANSAS*										

* - SEC game
% - College Baseball Series - Globe Life Field - Arlington, Texas
$ - SEC Tournaement - Hoover Metropolitan Stadium - Hoover, Ala.

POSITION BREAKDOWN

Pitcher
Chris Cortez....3
Luke Jackson....2
Tanner Jones....9
Justin Lamkin....10
Braden Montgomery....1
Isaac Morton....3
Weston Moss....1
Ryan Prager....10
Shane Sdao....1

Catcher
Jackson Appel....30
Hank Bard....3
Max Kaufer....7

First Base
Blake Binderup....7
Ted Burton....31
Ryan Targac....2

Second Base
Jack Bell....3
Travis Chestnut....10
Kaeden Kent....14
Ryan Targac....12
Justin Vossos....1

Third Base
Gavin Grahovac....40

Shortstop
Ali Camarillo....40

Left Field
Jett Johnston....3
Hayden Schott....19
Caden Sorrell....18

Center Field
Jace LaViolette....40

Right Field
Braden Montgomery....38
Hayden Schott....1
Caden Sorrell....1

Designated Hitter
Jackson Appel....1
Hank Bard....5
Blake Binderup....1
Ted Burton....7
Braden Montgomery....2
Hayden Schott....21
Ryan Targac....2

STARTING LINEUPS – BY BATTING ORDER

Date	Opponent	1st	2nd	3rd	4th	5th	6th	7th	8th	9th
Feb. 16	MCNEESE	Appel	LaViolette	Montgomery	Schott	Grahovac	Burton	Targac	Binderup	Camarillo
Feb. 17	MCNEESE	Burton	LaViolette	Montgomery	Schott	Grahovac	Binderup	Targac	Kaufer	Camarillo
Feb. 18	MCNEESE	Grahovac	LaViolette	Montgomery	Schott	Binderup	Johnston	Targac	Kaufer	Camarillo
Feb. 20	UIW	Grahovac	LaViolette	Montgomery	Schott	Binderup	Appel	Burton	Kent	Camarillo
Feb. 23	WAGNER	Grahovac	LaViolette	Montgomery	Schott	Binderup	Appel	Burton	Kent	Camarillo
Feb. 24	WAGNER	Grahovac	LaViolette	Montgomery	Schott	Burton	Bard	Binderup	Kent	Camarillo
Feb. 25	WAGNER	Grahovac	LaViolette	Montgomery	Schott	Burton	Targac	Kaufer	Camarillo	Kent
Feb. 27	LAMAR	Grahovac	LaViolette	Montgomery	Schott	Burton	Appel	Targac	Camarillo	Kent
March 1	Arizona State%	Grahovac	LaViolette	Montgomery	Schott	Burton	Appel	Sorrell	Camarillo	Kent
March 2	USC%	Grahovac	LaViolette	Montgomery	Schott	Burton	Appel	Binderup	Targac	Camarillo
March 3	Arizona State%	Grahovac	LaViolette	Montgomery	Schott	Burton	Bard	Sorrell	Camarillo	Bell
March 5	at Texas	Grahovac	LaViolette	Montgomery	Schott	Burton	Appel	Bard	Camarillo	Bell
March 6	TEXAS SOUTHERN	Grahovac	LaViolette	Montgomery	Schott	Burton	Johnston	Kaufer	Camarillo	Bell
March 8	RHODE ISLAND	Grahovac	LaViolette	Montgomery	Schott	Burton	Appel	Bard	Camarillo	Chestnut
March 9	RHODE ISLAND	Grahovac	LaViolette	Montgomery	Schott	Burton	Appel	Sorrell	Camarillo	Chestnut
March 10	RHODE ISLAND	Grahovac	LaViolette	Montgomery	Schott	Burton	Appel	Bard	Camarillo	Kent
March 12	SAM HOUSTON	Grahovac	LaViolette	Montgomery	Schott	Burton	Appel	Targac	Camarillo	Vossos
March 15	at No. 8 Florida*	Grahovac	LaViolette	Montgomery	Schott	Burton	Appel	Targac	Camarillo	Kent
March 16	at No. 8 Florida*	Grahovac	LaViolette	Montgomery	Schott	Burton	Appel	Bard	Camarillo	Kent
March 17	at No. 8 Florida*	Grahovac	LaViolette	Montgomery	Burton	Appel	Schott	Binderup	Camarillo	Kent
March 20	PRAIRIE VIEW A&M	Grahovac	LaViolette	Montgomery	Burton	Schott	Johnston	Camarillo	Kent	Kaufer
March 21	No. 21 MISSISSIPPI STATE*	Grahovac	LaViolette	Montgomery	Appel	Burton	Schott	Bard	Camarillo	Kent
March 22	No. 21 MISSISSIPPI STATE*	Grahovac	LaViolette	Montgomery	Appel	Burton	Schott	Bard	Camarillo	Kent
March 23	No. 21 MISSISSIPPI STATE*	Grahovac	LaViolette	Montgomery	Appel	Burton	Schott	Camarillo	Targac	Sorrell
March 26	HOUSTON CHRISTIAN	Grahovac	LaViolette	Montgomery	Burton	Schott	Sorrell	Camarillo	Targac	Kent
March 28	No. 21 AUBURN*	Grahovac	LaViolette	Montgomery	Appel	Burton	Schott	Targac	Camarillo	Sorrell
March 29	No. 21 AUBURN*	Grahovac	LaViolette	Montgomery	Appel	Burton	Schott	Camarillo	Sorrell	Targac
March 30	No. 21 AUBURN*	Grahovac	LaViolette	Montgomery	Appel	Burton	Schott	Camarillo	Sorrell	Targac
April 2	at Texas State	Grahovac	LaViolette	Montgomery	Appel	Burton	Schott	Camarillo	Sorrell	Targac
April 5	at No. 22 South Carolina*	Grahovac	LaViolette	Montgomery	Appel	Burton	Schott	Camarillo	Sorrell	Targac
April 6	at No. 22 South Carolina*	Grahovac	LaViolette	Montgomery	Appel	Burton	Schott	Camarillo	Sorrell	Kent
April 7	at No. 22 South Carolina*	Grahovac	LaViolette	Montgomery	Appel	Burton	Schott	Camarillo	Sorrell	Targac
April 9	UTSA	Grahovac	LaViolette	Montgomery	Appel	Burton	Schott	Camarillo	Sorrell	Chestnut
April 12	No. 6 VANDERBILT*	Grahovac	LaViolette	Montgomery	Appel	Burton	Schott	Camarillo	Sorrell	Chestnut
April 13	No. 6 VANDERBILT*	Grahovac	LaViolette	Montgomery	Appel	Burton	Schott	Camarillo	Sorrell	Chestnut
April 14	No. 6 VANDERBILT*	Grahovac	LaViolette	Montgomery	Appel	Burton	Schott	Camarillo	Sorrell	Chestnut
April 16	AIR FORCE	Grahovac	LaViolette	Montgomery	Burton	Schott	Camarillo	Sorrell	Chestnut	Kaufer
April 18	at No. 12 Alabama*	Grahovac	LaViolette	Montgomery	Appel	Burton	Schott	Camarillo	Sorrell	Chestnut
April 19	at No. 12 Alabama*	Grahovac	LaViolette	Montgomery	Appel	Burton	Schott	Camarillo	Sorrell	Chestnut
April 20	at No. 12 Alabama*	Grahovac	LaViolette	Montgomery	Appel	Burton	Schott	Camarillo	Sorrell	Chestnut
April 23	HOUSTON									
April 26	GEORGIA*									
April 27	GEORGIA*									
April 28	GEORGIA*									
April 30	TARLETON									
May 3	at LSU*									
May 4	at LSU*									
May 5	at LSU*									
May 7	RICE									
May 10	at Ole Miss*									
May 11	at Ole Miss*									
May 12	at Ole Miss*									
May 16	ARKANSAS*									
May 17	ARKANSAS*									
May 18	ARKANSAS*									

* - SEC game
% - College Baseball Series - Globe Life Field - Arlington, Texas
$ - SEC Tournaement - Hoover Metropolitan Stadium - Hoover, Ala.

LINEUP BREAKDOWN

Leadoff
Jackson Appel (1) 0-4
Ted Burton (1) 1-3
Gavin Grahovac (38) 55-164

Second
Jace LaViolette (40) 49-152

Third
Braden Montgomery (40) 56-149

Cleanup
Jackson Appel (17) 27-76
Ted Burton (4) 3-11
Hayden Schott (19) 23-78

Fifth
Jackson Appel (1) 0-2
Blake Binderup (3) 2-8
Ted Burton (31) 29-108
Gavin Grahovac (2) 1-6
Hayden Schott (3) 5-14

Sixth
Jackson Appel (12) 16-40
Hank Bard (2) 3-6
Blake Binderup (1) 1-3
Ted Burton (1) 3-4
Ali Camarillo (1) 1-1
Jett Johnston (3) 1-8
Hayden Schott (18) 25-67
Caden Sorrell (1) 1-5
Ryan Targac (1) 3-5

Seventh
Hank Bard (6) 1-17
Blake Binderup (3) 0-8
Ted Burton (2) 2-4
Ali Camarillo (16) 21-64
Max Kaufer (2) 2-6
Caden Sorrell (4) 2-16
Ryan Targac (7) 2-19

Eighth
Blake Binderup (1) 3-6
Ali Camarillo (16) 14-57
Travis Chestnut (1) 0-3
Max Kaufer (2) 1-3
Kaeden Kent (4) 3-13
Caden Sorrell (13) 13-47
Ryan Targac (3) 0-8

Ninth
Jack Bell (3) 0-4
Travis Chestnut (9) 9-26
Ali Camarillo (7) 10-23
Max Kaufer (3) 2-5
Kaeden Kent (10) 8-32
Caden Sorrell (2) 3-6
Ryan Targac (5) 6-18
Justin Vossos (1) 0-1

STARTING PITCHER BREAKDOWN

TEXAS A&M START CHART

STARTER	DATE	OPP	DEC	IP	H	R	ER	BB	SO	NP	WHEN LEFT	SCORE
Ryan Prager	2/16	MCNEESE	W	5.0	1	0	0	0	9	58	Up 11-0	W, 15-2
Justin Lamkin	2/17	MCNEESE	ND	3.2	2	0	0	2	6	75	Tied 0-0	W, 6-1
Shane Sdao	2/18	MCNEESE	W	5.0	4	0	0	1	5	70	Up 5-0	W, 10-0
Chris Cortez	2/20	UIW	W	5.2	5	2	0	0	8	75	Up 5-2	W, 9-3
Ryan Prager	2/23	WAGNER	W	6.2	6	0	0	1	10	85	Up 8-0	W, 17-2
Justin Lamkin	2/24	WAGNER	W	5.0	3	0	0	1	5	67	Up 2-0	W, 2-0
Tanner Jones	2/25	WAGNER	W	2.0	0	0	0	0	3	21	Up 5-0	W, 21-2
Chris Cortez	2/27	LAMAR	ND	4.0	5	2	2	4	6	71	Up 6-2	W, 13-2
Ryan Prager	3/1	Arizona State%	W	5.0	1	0	0	2	8	80	Up 4-0	W, 4-0
Tanner Jones	3/2	USC%	ND	3.0	1	1	1	1	3	50	Down 1-0	W, 9-3
Justin Lamkin	3/3	Arizona State%	ND	4.0	4	1	1	1	5	78	Up 10-1	W, 10-5
Chris Cortez	3/5	at No. 14 Texas	ND	3.0	2	1	0	4	3	60	Up 2-0	W, 9-2
Isaac Morton	3/6	TEXAS SOUTHERN	ND	2.1	1	0	0	1	7	55	Tied 0-0	W, 7-4
Ryan Prager	3/8	RHODE ISLAND	W	7.0	1	0	0	0	13	92	Up 10-0	W, 11-0
Tanner Jones	3/9	RHODE ISLAND	W	4.0	4	0	0	2	8	79	Up 5-0	W, 6-0
Justin Lamkin	3/10	RHODE ISLAND	ND	5.2	2	1	1	1	11	88	Up 7-1	W, 12-11
Isaac Morton	3/12	SAM HOUSTON	ND	2.0	1	1	1	3	3	40	Up 6-1	W, 9-8
Ryan Prager	3/15	at No. 8 Florida*	ND	2.1	7	6	6	0	1	54	Down 6-5	L, 6-8
Tanner Jones	3/16	at No. 8 Florida*	ND	2.1	5	5	5	2	2	50	Up 8-5	W, 10-6
Justin Lamkin	3/17	at No. 8 Florida*	ND	4.2	4	2	2	2	5	88	Tied 2-2	L, 2-4
Montgomery	3/20	PRAIRIE VIEW A&M	ND	1.0	1	4	4	4	1	35	Down 3-2	W, 11-9
Ryan Prager	3/21	No. 21 MISSISSIPPI STATE*	W	6.1	4	2	0	1	8	91	Up 6-2	W, 6-3
Tanner Jones	3/22	No. 21 MISSISSIPPI STATE*	L	4.0	5	2	2	1	2	72	Up 1-0	L, 1-5
Justin Lamkin	3/23	No. 21 MISSISSIPPI STATE*	W	7.1	2	1	1	1	12	104	Up 6-0	W, 6-1
Luke Jackson	3/26	HOUSTON CHRISTIAN	ND	2.2	1	0	0	0	2	31	Tied 0-0	W, 6-3
Ryan Prager	3/28	No. 21 AUBURN*	ND	4.1	5	3	3	2	2	72	Tied 3-3	W, 9-7
Tanner Jones	3/29	No. 21 AUBURN*	W	5.0	4	3	3	2	5	80	Up 5-1	W, 12-8
Justin Lamkin	3/30	No. 21 AUBURN*	ND	3.1	9	4	4	1	2	80	Up 5-3	W, 10-9
Luke Jackson	4/2	at Texas State	ND	2.1	2	1	1	2	0	48	Up 4-1	W, 12-2
Ryan Prager	4/5	at No. 22 South Carolina*	W	6.1	4	2	2	0	12	107	Up 8-1	W, 9-2
Tanner Jones	4/6	at No. 22 South Carolina*	ND	2.2	5	2	2	1	5	69	Up 4-2	W, 6-3
Justin Lamkin	4/7	at No. 22 South Carolina*	L	3.1	6	5	5	2	4	71	Down 3-1	L, 5-6
Isaac Morton	4/9	UTSA	ND	1.0	1	4	1	2	1	26	Down 4-0	W, 6-5
Ryan Prager	4/12	No. 6 VANDERBILT*	W	7.0	4	0	0	0	10	93	-	W, 15-0
Tanner Jones	4/13	No. 6 VANDERBILT*	W	7.1	6	0	0	1	5	91	Up 7-0	W, 9-0
Justin Lamkin	4/14	No. 6 VANDERBILT*	ND	1.2	4	4	4	1	1	46	Down 4-0	W, 12-6
Weston Moss	4/16	AIR FORCE	ND	1.2	2	1	1	0	3	39	Up 3-1	W, 15-5
Ryan Prager	4/19	at No. 12 Alabama*	ND	3.0	7	4	4	2	1	66	Down 3-0	W, 10-5
Tanner Jones	4/19	at No. 12 Alabama*	ND	4.1	7	6	5	0	1	88	Up 13-5	W, 18-9
Justin Lamkin	4/20	at No. 12 Alabama*	ND	1.2	5	5	5	1	1	47	Down 5-0	L, 9-10
-	4/23	HOUSTON										
-	4/26	GEORGIA*										
-	4/27	GEORGIA*										
-	4/28	GEORGIA*										
-	4/30	TARLETON										
-	5/3	at LSU*										
-	5/4	at LSU*										
-	5/5	at LSU*										
-	5/7	RICE										
-	5/10	at Ole Miss*										
-	5/11	at Ole Miss*										
-	5/12	at Ole Miss*										
-	5/16	ARKANSAS										
-	5/17	ARKANSAS*										
-	5/18	ARKANSAS*										
		- Starts	**14-2**	**158.2**	**143**	**75**	**66**	**51**	**199**	**4.0 IPS**	**3.74 ERA**	

** - SEC game*
% - College Baseball Series (Globe Life Field)
*** - indicates complete-game*
$ - predetermined "staff day"

RUN SUPPORT

	STARTS	*RUN SUPPORT*	*RUNS/ GAME*	*TEAM RECORD*
Chris Cortez	3	31	10.3	3-0
Luke Jackson	2	18	9	2-0
Tanner Jones	9	92	10.2	8-1
Justin Lamkin	10	74	7.4	7-3
Braden Montgomery	1	11	11	1-0
Isaac Morton	3	22	7.3	2-0
Weston Moss	1	15	15	1-0
Ryan Prager	10	104	10.4	9-1
Shane Sdao	1	10	10	1-0
TOTALS	**40**	**375**	**9.4**	**35-5**

QUICK STATS – AS STARTER

	STARTS	IP	W-L	ERA	WHIP
Chris Cortez	3	12.2	1-0	1.42	1.58
Luke Jackson	2	5.0	0-0	1.80	1.00
Tanner Jones	9	34.2	3-1	4.67	1.36
Justin Lamkin	10	40.1	2-1	5.13	1.34
Braden Montgomery	1	1.0	0-0	36.00	8.00
Isaac Morton	3	5.1	0-0	3.38	1.69
Weston Moss	1	1.2	0-0	5.40	1.20
Ryan Prager	10	53.0	7-0	2.55	0.89
Shane Sdao	1	5.0	1-0	0.00	1.00
TOTALS	**40**	**158.2**	**14-2**	**3.74**	**1.22**

STARTERS K/BB & K/9A

	K/BB	RATIO	K/9	BB/9
Chris Cortez	17/8	2.1	12.1	5.7
Luke Jackson	2/2	1.0	3.6	3.6
Tanner Jones	34/10	3.4	8.8	2.6
Justin Lamkin	52/13	4.0	11.6	2.9
Braden Montgomery	1/4	0.3	9.0	36.0
Isaac Morton	11/6	1.8	18.6	10.1
Weston Moss	3/0		16.2	0.0
Ryan Prager	74/7	10.6	12.6	1.2
Shane Sdao	5/1	5.0	9.0	1.8
TOTALS	**199/51**	**3.9**	**11.3**	**2.9**

TEAM GAME-BY-GAME STATISTICS - BATTING

Date	Opponent	W/L	AB	R	H	RBI	2B	3B	HR	TB	BB	IBB	SB	CS	HBP	SAC	SF	GDP	K	PO	A	E	Avg
2/16	MCNEESE	W	40	15	17	15	2	1	5	36	12	0	0	0	0	0	1	0	6	27	4	0	.425
2/17	MCNEESE	W	31	6	8	5	3	1	0	13	5	0	2	1	0	0	0	0	11	27	10	0	.352
2/18	MCNEESE	W	26	10	9	10	1	0	1	36	14	1	1	0	0	0	1	1	10	21	6	1	.351
2/20	UIW	W	35	9	13	8	1	0	5	29	5	0	0	1	1	0	0	1	6	27	7	2	.356
2/23	WAGNER	W	35	17	13	16	2	1	2	23	11	0	1	0	0	0	0	1	5	27	11	1	.359
2/24	WAGNER	W	28	2	8	1	2	0	0	10	4	1	1	0	2	0	0	2	4	27	8	0	.349
2/25	WAGNER	W	36	21	15	18	3	1	2	26	8	0	0	0	2	0	0	0	4	21	2	0	.359
2/27	LAMAR	W	30	13	14	12	4	0	3	27	5	0	0	0	0	1	1	0	5	21	7	1	.372
3/1	ARIZONA STATE%	W	28	4	4	4	0	0	2	10	7	0	2	0	2	0	0	0	12	27	8	0	.349
3/2	USC%	W	37	9	12	8	2	1	1	19	10	1	2	0	1	0	1	0	12	27	6	0	.347
3/3	ARIZONA STATE%	W	34	10	8	10	2	0	1	13	10	0	3	0	0	0	0	1	11	27	8	2	.336
3/5	at No. 14 Texas	W	36	9	10	8	0	0	2	16	6	0	0	0	2	0	1	1	12	27	8	1	.331
3/6	TEXAS SOUTHERN	W	28	7	5	7	1	0	2	12	11	0	1	0	3	0	0	0	7	27	7	0	.321
3/8	RHODE ISLAND	W	37	11	12	11	6	1	2	26	7	0	3	0	2	0	0	0	7	27	9	1	.321
3/9	RHODE ISLAND	W	28	6	5	6	3	0	0	8	9	0	2	0	2	1	0	0	12	27	7	0	.313
3/10	RHODE ISLAND	W	42	12	15	11	3	0	1	21	12	0	2	0	4	0	0	0	4	30	6	2	.316
3/12	SAM HOUSTON	W	38	9	14	8	4	0	3	27	6	0	0	0	1	0	0	0	9	27	10	0	.320
3/15	at No. 8 Florida*	L	34	6	7	6	1	0	2	14	1	0	1	0	2	0	0	0	13	24	9	0	.313
3/16	at No. 8 Florida*	W	35	10	9	10	1	1	3	21	9	1	0	0	1	0	0	1	9	27	7	0	.310
3/17	at No. 8 Florida*	L	32	2	6	1	0	0	1	9	7	0	0	2	1	0	0	0	13	24	11	0	.304
3/20	PRAIRIE VIEW A&M	W	36	11	12	11	3	0	4	27	11	0	2	0	0	0	0	0	2	27	12	0	.306
3/21	No. 21 MISSISSIPPI STATE*	W	29	6	8	6	0	0	2	14	1	0	0	1	0	0	0	1	7	27	8	1	.305
3/22	No. 21 MISSISSIPPI STATE*	L	31	1	5	1	1	0	0	6	4	0	0	0	0	0	0	1	8	27	9	1	.299
3/23	No. 21 MISSISSIPPI STATE*	W	31	6	9	6	4	0	3	22	1	1	0	1	1	0	1	0	6	27	4	0	.299
3/26	HOUSTON CHRISTIAN	W	30	6	6	6	0	0	0	6	11	0	2	0	1	0	0	0	6	27	3	0	.295
3/28	No. 21 AUBURN*	W	32	9	10	9	3	0	2	19	5	0	1	0	2	0	2	0	8	27	8	2	.296
3/29	No. 21 AUBURN*	W	40	12	16	12	5	0	5	36	3	0	0	0	0	0	1	0	9	27	6	1	.300
3/30	No. 21 AUBURN*	W	49	10	16	10	3	0	2	25	9	1	2	0	1	0	0	2	9	36	11	0	.302
4/2	at Texas State	W	33	12	13	12	5	2	1	25	8	0	0	0	1	0	0	1	10	21	9	0	.305
4/5	at No. 22 South Carolina*	W	41	9	13	9	3	0	1	19	6	0	3	1	1	0	0	0	14	27	2	1	.305
4/6	at No. 22 South Carolina*	W	35	6	9	6	1	0	1	13	6	0	6	0	0	0	0	1	11	27	8	1	.304
4/7	at No. 22 South Carolina*	L	36	5	10	5	0	0	2	16	2	0	2	0	0	0	0	0	12	24	5	1	.303
4/9	UTSA	W	34	6	11	6	2	1	3	24	6	0	0	0	0	0	0	1	7	27	7	4	.303
4/12	No. 6 VANDERBILT*	W	32	15	17	15	4	0	5	36	2	0	0	0	0	0	2	1	3	21	1	0	.310
4/13	No. 6 VANDERBILT*	W	28	9	5	7	1	0	2	12	6	0	0	0	4	1	1	0	8	27	11	0	.307
4/14	No. 6 VANDERBILT*	W	33	12	11	9	3	0	2	20	5	0	3	1	1	0	1	1	7	27	6	1	.307
4/16	AIR FORCE	W	37	15	16	15	2	1	4	32	7	0	0	0	3	1	1	0	5	21	8	1	.311
4/19	at No. 12 Alabama*	W	37	10	11	10	5	0	4	28	8	1	1	0	1	0	1	0	10	27	8	0	.311
4/19	at No. 12 Alabama*	W	45	18	18	18	0	0	4	30	6	0	0	0	1	0	0	0	10	27	8	1	.314
4/20	at No. 12 Alabama*	W	37	9	11	9	2	1	1	18	5	1	1	0	1	0	2	0	9	24	7	0	.313
4/23	HOUSTON																						
4/26	GEORGIA*																						
4/27	GEORGIA*																						
4/28	GEORGIA*																						
4/30	TARLETON																						
5/3	at LSU*																						
5/4	at LSU*																						
5/5	at LSU*																						
5/7	RICE																						
5/10	at Ole Miss*																						
5/11	at Ole Miss*																						
5/12	at Ole Miss*																						
5/16	ARKANSAS*																						
5/17	ARKANSAS*																						
5/18	ARKANSAS*																						
	TOTAL	**35-5**	**1376**	**375**	**431**	**357**	**88**	**12**	**86**	**801**	**271**	**8**	**44**	**8**	**45**	**4**	**17**	**17**	**333**	**1044**	**292**	**26**	**.313**

* - SEC game

^ - College Baseball Series - Globe Life Field - Arlington, Texas

$ - SEC Tournament - Hoover Metropolitan Stadium - Hoover, Ala.

TEAM GAME-BY-GAME STATISTICS – PITCHING

Date	Opponent	W/L	IP	H	R	ER	BB	SO	2B	3B	HR	WP	BK	HBP	DP	IBB	Score	W	L	SV	ERA
2/16	MCNEESE	W	9.0	2	0	0	1	15	0	0	0	0	0	3	0	0	15-0	1	-	-	0.00
2/17	MCNEESE	W	9.0	6	1	1	4	14	0	0	0	0	0	2	0	0	6-1	2	-	1	0.50
2/18	MCNEESE	W	7.0	6	0	0	1	7	1	0	0	1	0	1	0	1	10-0	3	-	-	0.36
2/20	UIW	W	9.0	7	3	1	1	11	3	0	0	1	0	1	0	0	9-3	4	-	-	0.53
2/23	WAGNER	W	9.0	8	2	1	2	13	1	0	0	0	0	2	2	0	17-2	5	-	-	0.63
2/24	WAGNER	W	9.0	5	0	0	2	12	0	0	0	0	0	0	1	0	2-0	6	-	2	0.52
2/25	WAGNER	W	7.0	1	2	2	2	13	1	0	0	0	0	1	0	0	21-2	7	-	-	0.76
2/27	LAMAR	W	7.0	5	2	2	5	8	0	0	0	1	0	0	1	0	13-2	8	-	-	0.95
3/1	ARIZONA STATE%	W	9.0	2	0	0	2	12	1	0	0	0	0	0	0	0	4-0	9	-	3	0.84
3/2	USC%	W	9.0	8	3	3	2	9	2	0	0	0	0	2	0	0	9-3	10	-	-	1.07
3/3	ARIZONA STATE%	W	9.0	10	5	5	3	10	4	0	0	2	0	0	0	0	10-5	11	-	-	1.45
3/5	at No. 14 Texas	W	9.0	6	2	1	6	12	0	0	0	1	0	0	2	0	9-2	12	-	-	1.41
3/6	TEXAS SOUTHERN	W	9.0	7	4	4	3	17	0	0	1	2	0	2	0	0	7-4	13	-	-	1.62
3/8	RHODE ISLAND	W	9.0	2	0	0	0	14	0	0	0	0	0	0	0	0	11-0	14	-	-	1.50
3/9	RHODE ISLAND	W	9.0	5	0	0	2	17	3	0	0	0	0	0	1	0	6-0	15	-	-	1.40
3/10	RHODE ISLAND	W	10.0	9	11	5	4	17	1	0	3	0	0	1	0	0	12-11	16	-	-	1.62
3/12	SAM HOUSTON	W	9.0	12	8	8	7	12	1	0	2	1	0	0	0	0	9-8	17	-	-	2.01
3/15	at No. 8 Florida*	L	8.0	12	8	8	3	10	2	0	5	0	0	1	0	0	6-8	-	1	-	2.37
3/16	at No. 8 Florida*	W	9.0	12	6	6	5	12	5	0	1	0	0	2	1	0	10-6	18	-	4	2.56
3/17	at No. 8 Florida*	L	8.0	7	4	4	2	6	1	0	2	0	0	2	0	0	2-4	18	2	-	2.65
3/20	PRAIRIE VIEW A&M	W	9.0	8	9	9	9	12	0	0	2	1	0	1	0	1	11-9	19	-	-	2.97
3/21	No. 21 MISSISSIPPI STATE*	W	9.0	8	3	1	1	12	1	0	1	2	0	0	1	0	6-3	20	-	5	2.87
3/22	No. 21 MISSISSIPPI STATE*	L	9.0	11	5	4	5	7	0	0	1	1	0	2	0	1	1-5	-	3	-	2.92
3/23	No. 21 MISSISSIPPI STATE*	W	9.0	3	1	1	1	14	1	0	0	0	0	0	0	0	6-1	21	-	-	2.84
3/26	HOUSTON CHRISTIAN	W	9.0	3	3	3	4	10	0	0	0	1	0	3	0	0	6-3	22	-	-	2.85
3/28	No. 21 AUBURN*	W	9.0	9	7	4	2	8	2	0	2	0	0	0	0	0	9-7	23	-	-	2.89
3/29	No. 21 AUBURN*	W	9.0	12	8	8	3	14	2	0	2	0	0	2	1	0	12-8	24	-	-	3.09
3/30	No. 21 AUBURN*	W	12.0	17	9	9	3	9	1	0	3	1	0	1	0	0	10-9	25	-	-	3.27
4/2	at Texas State	W	7.0	3	2	1	4	6	0	0	1	2	0	2	2	0	12-2	26	-	-	3.21
4/5	at No. 22 South Carolina*	W	9.0	6	2	2	4	17	1	0	1	0	0	1	0	0	9-2	27	-	-	3.17
4/6	at No. 22 South Carolina*	W	9.0	9	3	3	1	14	1	0	1	0	0	0	0	0	6-3	28	-	6	3.16
4/7	at No. 22 South Carolina*	L	8.0	10	6	6	8	8	1	0	2	3	0	0	1	1	5-6	-	4	-	3.27
4/9	UTSA	W	9.0	5	5	2	3	13	1	0	0	0	0	3	0	0	6-5	29	-	-	3.23
4/12	No. 6 VANDERBILT*	W	7.0	4	0	0	0	10	0	0	0	0	0	0	0	0	15-0	30	-	-	3.15
4/13	No. 6 VANDERBILT*	W	9.0	6	0	0	1	8	1	0	0	0	0	0	1	0	9-0	31	-	-	3.06
4/14	No. 6 VANDERBILT*	W	9.0	7	6	6	3	11	0	1	3	1	0	1	0	0	12-6	32	-	7	3.14
4/16	AIR FORCE	W	7.0	9	5	5	1	7	1	0	3	1	0	1	2	0	15-5	33	-	-	3.21
4/19	at No. 12 Alabama*	W	9.0	12	5	5	4	8	2	0	2	0	0	0	2	0	10-5	34	-	8	3.26
4/19	at No. 12 Alabama*	W	9.0	13	9	8	2	1	0	0	3	0	0	2	1	0	18-9	35	-	-	3.39
4/20	at No. 12 Alabama*	W	8.0	16	10	10	2	7	0	0	3	1	0	1	0	0	9-10	-	5	-	3.57
4/23	HOUSTON																				
4/26	GEORGIA*																				
4/27	GEORGIA*																				
4/28	GEORGIA*																				
4/30	TARLETON																				
5/3	at LSU*																				
5/4	at LSU*																				
5/5	at LSU*																				
5/7	RICE																				
5/10	at Ole Miss*																				
5/11	at Ole Miss*																				
5/12	at Ole Miss*																				
5/16	ARKANSAS*																				
5/17	ARKANSAS*																				
5/18	ARKANSAS*																				
	TOTAL	**35-5**	**348.0**	**303**	**159**	**138**	**118**	**437**	**41**	**1**	**44**	**23**	**0**	**40**	**19**	**4**	**375-159**	**35**	**5**	**8**	**3.57**

* - SEC game

^ - College Baseball Series - Globe Life Field - Arlington, Texas

$ - SEC Tournament - Hoover Metropolitan Stadium - Hoover, Ala.

SERIES BREAKDOWN – BATTING/FIELDING

Date	Opponent	W-L	AB	R	H	RBI	2B	3B	HR	TB	BB	OBP	SLG	SB-A	HBP	SF	SAC	GDP	K	CH	E	Fld	Avg
2/16-18	MCNEESE	3-0	97	31	34	30	6	2	6	62	31	.504	.639	3-4	1	2	0	1	27	96	1	.990	.351
2/23-25	WAGNER	3-0	99	40	36	35	7	2	4	59	23	.500	.596	2-2	4	0	0	3	13	97	1	.990	.364
3/8-10	RHODE ISLAND	3-0	107	29	32	28	12	1	3	55	28	.476	.514	7-7	8	0	1	0	23	109	3	.972	.299
3/15-17	at No. 8 Florida*	1-2	101	18	22	17	2	1	6	44	17	.352	.436	1-3	4	0	0	1	35	102	0	1.000	.218
3/21-23	No. 21 MISSISSIPPI STATE*	2-1	91	13	22	13	5	0	5	42	6	.293	.462	0-2	1	1	0	2	21	102	2	.981	.242
3/28-30	No. 21 AUBURN*	3-0	121	31	42	31	11	0	9	80	17	.431	.661	3-3	3	3	0	2	26	115	3	.975	.347
4/5-7	at No. 22 South Carolina*	2-1	112	20	32	20	4	0	4	48	14	.370	.429	11-12	1	0	0	1	37	93	3	.969	.286
4/12-14	No. 6 VANDERBILT*	3-0	93	36	33	31	8	0	9	68	13	.443	.731	3-4	5	4	1	2	18	93	1	.989	.355
4/18-20	at No. 12 Alabama*	2-1	119	37	40	37	7	1	9	76	19	.431	.639	2-2	3	3	0	3	29	101	1	.990	.336
4/26-28	GEORGIA*																						
5/3-5	at LSU*																						
5/10-12	at Ole Miss*																						
5/16-18	ARKANSAS*																						

* - SEC series

SERIES BREAKDOWN – PITCHING

Date	Opponent	W-L	IP	H	R	ER	BB	SO	2B	3B	HR	WP	HBP	BK	DP	Score	W	L	SV	ERA
2/16-18	MCNEESE	3-0	25.0	14	1	1	6	36	1	0	0	1	6	0	0	31-1	3	0	1	0.36
2/23-25	WAGNER	3-0	25.0	14	4	3	6	38	2	0	0	0	3	0	3	40-4	3	0	1	1.08
3/8-10	RHODE ISLAND	3-0	28.0	16	11	5	6	48	4	0	3	0	1	0	1	29-11	3	0	0	1.61
3/15-17	at No. 8 Florida*	1-2	25.0	31	18	18	10	28	8	0	8	0	5	0	1	18-18	1	2	1	6.48
3/21-23	No. 21 MISSISSIPPI STATE*	2-1	27.0	22	9	6	7	33	2	0	2	3	2	0	1	13-9	2	1	1	2.00
3/28-30	No. 21 AUBURN*	3-0	30.0	38	24	21	8	31	5	0	7	1	3	0	1	31-24	3	0	0	6.30
4/5-7	at No. 22 South Carolina*	2-1	26.0	25	11	11	13	39	3	0	4	3	1	0	0	20-11	2	1	1	3.81
4/12-14	No. 6 VANDERBILT*	3-0	25.0	17	6	6	4	29	1	1	3	1	1	0	1	36-6	3	0	1	2.16
4/18-20	at No. 12 Alabama*	2-1	26.0	41	24	23	8	16	2	0	8	1	3	0	2	37-24	2	1	1	7.96
4/26-28	GEORGIA*																			
5/3-5	at LSU*																			
5/10-12	at Ole Miss*																			
5/16-18	ARKANSAS																			

* - SEC series

LAST TIME AN AGGIE...

Hit a grand slam	Caden Sorrell at No. 12 Alabama, April 19, 2024
Hit exactly two home runs	Caden Sorrell at No. 12 Alabama, April 19, 2024
Hit three or more home runs	3, Jackson Appel vs. UTSA, April 9, 2024
Hit home runs in consecutive games	2, Jace LaViolette, April 20, 2024
Had a walk-off hit	Jackson Appel vs. UTSA, April 9, 2024
Had a walk-off home run	Jackson Appel vs. UTSA, April 9, 2024
Scored five or more runs	5, Trevor Werner, vs. Houston Christian, Feb. 28, 2023
Had four hits in a game	Jace LaViolette vs. Air Force, April 16, 2024
Had five hits in a game	Jack Moss at Texas, March 29, 2022
Had six hits in a game	Mike Hickey vs. Westmont, February 18, 1991
Reached base in five or more consecutive AB's	Jackson Appel vs. USC, March 2, 2024
Had five or more RBI in a game	5, Jace LaViolette vs. Air Force, April 16, 2024
Had two doubles in a game	Jace LaViolette at No. 12 Alabama, April 19, 2024
Had three or doubles in a game	3, Ray Alejo at Missouri, April 1, 2021
Stole exactly three bases in a game	Jackson Appel at No. 22 South Carolina, April 6, 2024
Stole four or more bases in a game	4, Ryan Targac at LSU, March 19, 2022
Stole home	Ryan Targac vs. No. 7 Texas, June 19, 2022
Walked four or more times in a game	Jace LaViolette at Mississippi State, May 18, 2023
Pitched a seven-inning complete game	Ryan Prager vs. No. 6 Vandy, April 12, 2024
Pitched a nine-inning complete game	Mitchell Kilkenny vs. No. 20 LSU, April 7, 2018
Pitched a seven-inning shutout	Ryan Prager vs. No. 6 Vandy, April 12, 2024
Pitched a nine-inning shutout	Kyle Simonds vs. No. 5 Vanderbilt, May 7, 2016
Pitched a nine-inning shutout (road)	Michael Wacha at Kansas, April 13, 2012
Had 10 or more strikeouts in a game	10, Ryan Prager vs. No. 6 Vandy, April 12, 2024
Had 15 or more strikeouts in a game	15, Bryce Miller vs. New Mexico State, March 6, 2021
Thrown 15 or more scoreless innings	23.2 Ryan Prager, February 16-March 8

AGGIE CYCLES SINCE 2000

Blake Stouffer	vs Jacksonville State (2/23/2007)
Blake Stouffer	vs Ohio State (6/3/2007)
Tyler Naquin	vs Houston (3/6/2011)
Zach DeLoach	vs Stephen F. Austin (2/20/2018)
Chris Andritsos	vs Cornell (2/23/2018)
Jack Moss	at Texas (3/29/2022)
Ryan Targac	vs Kentucky (4/9/2022)

LAST TIME THE AGGIES...

Won 10 or more consecutive games	17, February 16-March 12, 2024
Won 15 or more consecutive games	17, February 16-March 12, 2024
Lost five or more consecutive games	6, April 1-11, 2021
Lost 10 or more consecutive games	12, April 7-21, 2000
Swept opponent at home	No. 6 Vanderbilt, April 12-14, 2024
Swept by opponent at home	Alabama, April 9-11, 2021
Swept opponent on the road	at Kentucky, March 22-24, 2019
Swept by opponent on the road	at Arkansas, April 27-29, 2023
Swept a ranked opponent	vs. No. 6 Vanderbilt, April 12-14, 2024
Score 10 or more runs in a game	18, at No. 12 Alabama, April 19, 2024
Score 20 or more runs in a game	21, vs. Wagner, February 25, 2024
Won an extra-inning game	vs. No. 21 Auburn, March 30, 2024
Lost an extra-inning game	vs. No. 4 Arkansas, May 24, 2023
Had 10-14 hits in a game	11, at No. 12 Alabama, April 20, 2024
Had 15 or more hits in a game	18, at No. 12 Alabama, April 19, 2024
Hit back-to-back home runs	at No. 12 Alabama, April 19, 2024
Hit back-to-back-to-back home runs	vs. Georgia, April 9, 2016
Hit three home runs in a game	vs. UTSA, April 9, 2024
Hit four home runs in a game	at No. 12 Alabama, April 19, 2024
Hit five home runs in a game	vs. No. 6 Vandy, April 12, 2024
Hit six home runs in a game	vs. Samford, March 13, 2021
Scored five runs in an inning	vs. No. 21 Auburn, March 29, 2024
Scored six runs in an inning	at No. 12 Alabama, April 19, 2024
Scored seven runs in an inning	vs. Wagner, February 25, 2024
Scored eight runs in an inning	at No. 12 Alabama, April 19, 2024
Scored nine runs in an inning	vs. Wagner, February 23, 2024
Scored 10 or more runs in an inning	10, vs. Prairie View A&M, April 19, 2023
Scored 10 or more runs in a loss	10, vs. TCU, March 4, 2017
Allowed 10 or more runs in a game	10, at No. 12 Alabama, April 20, 2024
Allowed 20 or more runs in a game	20, vs. No. 5 Tennessee, April 25, 2019
Was one-hit	vs. UCLA, February 29, 2020

AGGIES IN THE PROS

Name	Team (Debut)
Bryce Miller	Seattle (2023)
Braden Shewmake	Chicago White Sox (2023)
Ryan Hendrix	Cincinnatti (2021)
Corbin Martin	Houston (2019)
A.J. Minter	Atlanta (2017)
Kyle Martin	Boston (2017)
Daniel Mengden	Oakland (2016)
Ross Stripling	LA Dodgers (2016)
Tyler Naquin	Cleveland (2016)
Michael Wacha	St. Louis (2013)
Alex Wilson	Boston (2013)
Brooks Raley	Chicago Cubs (2012)
Kevin Whelan	NYY (2011)
Brandon Hicks	Atlanta (2010)
Robert Ray	Toronto (2009)
Cliff Pennington	Oakland (2008)
Justin Ruggiano	Tampa Bay (2007)
Zach Jackson	Milwaukee (2006)
Eric Reed	Florida (2006)
Logan Kensing	Florida (2004)
Casey Fossum	Boston (2001)
Justin Atchley	Cincinnatti (2001)
Jason Tyner	New York Mets (2000)
Kevin Beirne	Chicago White Sox (2000)
Matt Blank	Montreal (2000)
Kelly Wunsch	Chicago White Sox (2000)
Ryan Rupe	Tampa Bay (1999)
Chad Allen	Minnesota (1999)
Trey Moore	Montreal (1998)
Chris Clemons	Chicago White Sox (1997)
Jeff Granger	Kansas City (1993)
Rich Robertson	Pittsburgh (1993)
Scott Livingstone	Detroit (1991)
Ever Magallanes	Cleveland (1991)
Chuck Knoblauch	Minnesota (1991)
Russ Swan	San Francisco (1989)
Rick Luecken	Kansas City (1989)
Sherman Corbett	California (1988)
Steve Davis	Toronto (1985)
Mark Thurmond	San Diego (1983)
Mark Ross	Houston (1982)
Bryan "Twig" Little	Montreal (1982)
Robert Bonner	Baltimore (1980)
Doug Rau	LA Dodgers (1972)
Lou Camillli	Cleveland (1969)
Davey Johnson	Baltimore (1965)
Wally Moon	St. Louis (1954)
Les Peden	Washington (1953)
Ray Katt	New York (1952)
Stan Hollmig	Philadelphia (1949)
John Carden	New York (1946)
Jess Landrum	Chicago White Sox (1938)
Bill Sodd	Cleveland (1937)
J.T. "Jake" Mooty	Cincinnatti (1936)
Roy "Beau" Bell	St. Louis (1935)
Joel Hunt	St. Louis (1931)
E.E. "Topper" Rigney	Detroit (1922)
Bernie Henderson	Cleveland (1921)
Tim Griesenbeck	St. Louis (1920)
H.W. "Rip" Collins	New York (1920)
Mike Balenti	Cincinnatti (1911)

61 former Aggies have earned the call to the MLB.

SINGLE-GAME RECORDS

INDIVIDUAL – HITTING

AT-BATS

8	Michael Helman vs UT Arlington (3/13/2018)
	Chris Andritsos vs UT Arlington (3/13/2018)
	Hunter Coleman vs Davidson (6/9/2017)
	Cole Bedford vs Davidson (6/9/2017)
	Logan Taylor at TCU (6/8/2015)
	Dane Carter at Nebraska (5/9/2008)
	Blake Stouffer at Nebraska (5/9/2008)
	Kyle Colligan at Nebraska (5/9/2008)
	John Byington vs Arkansas (5/5/1989)
	Kirk Thompson vs Arkansas (5/5/1989)
	Jeff Schow at Texas Tech (4/6/1985)
	Mike Scanlin vs Rice (1984)

RUNS

5	Trevor Werner vs HCU (2/28/2023)
	Zach DeLoach vs Miami (Ohio) (2/14/2020)
	Zach DeLoach vs Stephen F. Austin (2/20/2018)
	Luke Anders vs UIC (5/30/2008)
	Dell Lindsey vs Nebraska (4/2/1999)
	Jason Tyner vs UTSA (4/23/1996)
	Chad Allen vs McNeese (2/18/1996)
	Rob Swain at Texas Tech (4/6/1985)
	Fred Gegen at Texas Tech (4/6/1985)
	Dave Elmendorf vs Texas Tech (1968)

HITS

6	Mike Hickey vs Westmont (2/18/1991)

RBI

10	Mike Hickey vs Westmont (2/18/1991)

DOUBLES

4	Justin Ruggiano vs Kansas (5/10/2003)
	Jim Hacker at Houston (1974)

TRIPLES

3	Joe Szekely vs Delta State (1982)
	Billy Hodge vs SMU (1971)

HOME RUNS

3	Jackson Appel vs. UTSA (4/9/24)
	Jace LaViolette at Mississippi State (5/19/2023)
	Trevor Werner vs Alabama (5/12/2023)
	Dell Lindsey vs Nebraska (4/2/1999)
	Daylan Holt vs UT Pan American (2/6/1999)
	John Curl at Texas (4/29/1995)
	Jim Neumann at Houston (4/29/1989)
	Scott Livingstone at TCU (5/3/1985)
	Fred Gegen at Texas Tech (4/5/1985)
	Rodney Hodde vs TCU (1980)
	Dave Elmendorf vs Texas Tech (1968)

TOTAL BASES

14	John Curl at Texas (4/29/1995)
	Mike Hickey vs Westmont (2/18/1991)

WALKS DRAWN

5	Dylan Rock at Texas (5/6/2022)
	Blake Kopetsky vs Texas-Pan American (3/11/2015)

PITCHES HIT BY

3	Jordan Thompson at Mississippi State (5/20/2023)
	Austin Bost at Rice (3/22/2022)
	Mitchell Nau vs UT Pan American (3/10/2015)

HIT FOR THE CYCLE (MOST RECENT)

Ryan Targac	vs Kentucky (4/9/2022)
Jack Moss	at Texas (3/29/2022)
Chris Andritsos	vs Cornell (2/23/2018)
Zach DeLoach	vs Stephen F. Austin (2/20/2018)
Tyler Naquin	vs Houston (3/6/2011)
Blake Stouffer	vs Ohio State (6/3/2007)
Blake Stouffer	vs Jacksonville State (2/23/2007)

INDIVIDUAL – PITCHING

NO-HITTERS

George A. Smith	vs Texas (1907)
Bruce Kaat (7 inn)	vs St. Mary's (TX) (1972)
Bobby Wittkamp	vs TCU (1973)
Mark Thurmond	vs Texas Tech (1978)
Rick Luecken/Rock King	vs Delta State (1982)
Rick Luecken/Sherman Corbett	vs St. Mary's (TX) (1983)
Darryl Fry (7 inn)	vs Louisiana Tech (3/2/1987)
Fred Riscen (7 inn)	vs Rice (4/16/1988)
Matt Blank	vs UT Pan American (2/16/1996)
Ryan Rupe/Shane King/Chris Scarcella*	vs UT Pan American (2/6/1998)
Zach Jackson* (7 inn)	vs A&M-Corpus Christi (2/14/2004)
Ross Stripling	vs San Diego State (5/12/2012)
Kyle Simonds	vs Vanderbilt (5/7/2016)

* opening day

Team no-hitters - 13
Complete-game no-hitters - 10
9-inning complete-game no-hitters - 6

OPPONENT NO-HITTERS

John Dickerson	Northeast Louisiana (1982) (Texas A&M defeated NLU, 1-0)
Tim Deitz	Arkansas (4/2/1983)
Steve Parker	Arkansas (3/29/1986)

CONSECUTIVE SHUTOUT INNINGS

52.0	James "Hoot" Gibson (1976)

STRIKEOUTS IN A GAME

21	Jeff Granger vs Lubbock Christian (4/2/1993)
19	Bruce Kaat vs SMU (1970)

TEAM

AT-BATS

61	vs UT Arlington (3/13/2018)
61	vs Davidson (6/9/2017)

RUNS

32	vs. SMU (1936)

HITS

30	at Texas Tech (4/6/1985)

RBI

27	vs Prairie View A&M (2/19/2020)
27	vs Westmont (2/18/1991)

DOUBLES

11	vs Kansas (5/10/2003)

TRIPLES

6	vs Delta State (1982)

HOME RUNS

7	at Kansas (4/25/1998)
	vs Baylor (1978)

TOTAL BASES

48	vs Cornell (2/23/2018)
48	at Texas Tech (4/6/1985)

STOLEN BASES

12	vs. Northwestern State (2006)

BATTERS STRUCK OUT

23	vs Texas Tech (3/5/2023)
22	vs Army West Point (2/21/2020)

TIMES STRIKING OUT

26	vs TCU (3/4/2017)

DOUBLE PLAYS TURNED

4	many times; last vs. Ole Miss (5/26/2018)

MISC. SINGLE-GAME RECORDS – PITCHING

RECENT COMPLETE-GAME SHUTOUTS

DATE	PITCHER	CLASS	OPPONENT	SCORE
3/4/01	Matt Farnum	Fr.	Indiana State	4-0 (7)
3/24/01	Todd Deininger	So.	at Kansas State	1-0
4/6/01	Matt Farnum	Fr.	Kansas	8-0
2/15/02	Justin Moore	So.	(20) Arizona	4-0
2/14/04	Zach Jackson*	Jr.	A&M-Corpus Christi	15-0 (7)
4/10/04	Zach Jackson	Jr.	Kansas	4-0
5/15/04	Zach Jackson	Jr.	Kansas State	8-0
2/28/05	Kyle Marlatt	Sr.	Evansville	3-0 (7)
5/9/09	Ross Hales	Fr.	at (7) Texas	3-0
5/14/10	Barret Loux	Jr.	at Oklahoma State	7-0
5/21/11	Ross Stripling	Jr	at (4) Texas	3-0
3/23/12	Michael Wacha	Jr	at Pepperdine	4-0
4/13/12	Michael Wacha	Jr	at Kansas	5-0
5/12/12	Ross Stripling*	Sr	San Diego State	1-0
5/7/16	Kyle Simonds*	Sr	(5) Vanderbilt	3-0
5/4/19	Asa Lacy	So.	(7) Mississippi State	1-0 (7)
4/12/24	Ryan Prager	RSo.	(6) Vanderbilt	15-0 (7)

** no-hitter*

SINGLE-SEASON RECORDS – TOP 10

GAMES PLAYED

NO.	GAMES	PLAYER	YEAR
1.	70	Daylan Holt	1999
	70	Steve Scarborough	1999
	70	John Scheschuk	1999
4.	69	Krey Bratsen	2011
	69	Jacob House	2011
	69	Kenny Jackson	2011
7.	68	Matt Juengel	2011
	68	Tyler Naquin	2011
9.	67	Blake Stouffer	2007
	67	12 Players Tied	

AT-BATS

NO.	AB	PLAYER	YEAR
1.	287	Daylan Holt	1999
2.	282	Sean Heaney	1999
3.	278	Brandon Hicks	2007
	278	Jason Tyner	1998
5.	277	José Duran	2008
6.	274	Braden Shewmake	2017
	274	Chad Alexander	1995
8.	273	Tyler Naquin	2011
9.	272	Jacob House	2011
	272	Ever Magallanes	1987

HITS

NO.	HITS	PLAYER	YEAR
1.	107	Jason Tyner	1998
2.	106	Chad Alexander	1995
3.	105	Brodie Greene	2010
4.	104	Tyler Naquin	2011
5.	103	Jack Moss	2022
		José Duran	2008
7.	102	Blake Stouffer	2007
8.	100	Boomer White	2016
	100	Jason Tyner	1997
	100	Jason Tyner	1996

BATTING AVERAGE

(Minimum 2.5 at bats per team game)

NO.	AVG.	PLAYER	YEAR
1.	.443	Mike McClure	1965
2.	.442	John Byington	1989
3.	.433	Bobby Beach	1983
4.	.420	R.J. Englert	1972
5.	.415	John Curl	1995
6.	.407	Jason Tyner	1996
7.	.406	Jim Hacker	1974
8.	.403	Scott Livingstone	1987
9.	.402	Dave Elmendorf	1971
	.402	Robert Long	1969

RUNS

NO.	RUNS	PLAYER	YEAR
1.	90	Kirk Thompson	1989
2.	82	Terry Taylor	1989
3.	80	Steven Truitt	1999
4.	79	Chad Alexander	1995
5.	78	Daylan Holt	1999
6.	77	Chuck Knoblauch	1989
7.	76	John Byington	1989
8.	75	Brandon Hicks	2007
9.	74	Brodie Greene	2010
	74	Jason Tyner	1996

DOUBLES

NO.	2B	PLAYER	YEAR
1.	27	Sean Heaney	1999
2.	24	Steven Truitt	1999
3.	23	Tyler Naquin	2011
	23	Blake Stouffer	2007
5.	22	Daylan Holt	1999
	22	Daylan Holt	1998
	22	Steven Truitt	1998
	22	Chad Allen	1995
	22	John Byington	1987
10.	21	Five Players Tied	

TRIPLES

NO.	3B	PLAYER	YEAR
1.	9	Dane Carter	2008
	9	Brian Thomas	1993
3.	7	Tyler Naquin	2011
	7	Brodie Greene	2010
	7	José Duran	2008
	7	Joe Szekely	1982
	7	Joe Szekely	1981
8.	6	Six Players Tied	

HOME RUNS

NO.	HR	PLAYER	YEAR
1.	34	Daylan Holt	1999
2.	25	Craig Kuzmic	1998
3.	22	Braden Montgomery	2024
4.	21	Jace LaViolette	2023
5.	20	Mike Scanlin	1986
	20	**Jace LaViolette**	**2024**
6.	19	Dylan Rock	2022
	19	Will Frizzell	2021
	19	Steven Truitt	1999
	19	Scott Livingstone	1987
10.	18	John Curl	1995

RUNS BATTED IN

NO.	RBI	PLAYER	YEAR
1.	105	Daylan Holt	1999
2.	89	John Byington	1989
3.	85	Blake Stouffer	2007
4.	79	Jason Stephens	1996
5.	78	John Byington	1987
6.	76	Scott Livingstone	1987
7.	72	Craig Kuzmic	1998
	72	Eric Albright	1989
9.	71	Terry Taylor	1989
10.	70	Chad Alexander	1995

TOTAL BASES

NO.	TB	PLAYER	YEAR
1.	228	Daylan Holt	1999
2.	184	Chad Alexander	1995
3.	182	Steven Truitt	1999
4.	179	Brodie Greene	2010
5.	174	Craig Kuzmic	1998
6.	171	Blake Stouffer	2007
	171	John Byington	1987
8.	167	John Curl	1995
	167	Scott Livingstone	1987
10.	164	Sean Heaney	1999

STOLEN BASES

NO.	SB	PLAYER	YEAR
1.	41	Jason Tyner	1996
2.	39	Jason Tyner	1998
3.	38	Jason Tyner	1997
4.	36	Chuck Knoblauch	1989
	36	Kirk Thompson	1989
6.	34	Ben Feltner	2007
7.	31	Krey Bratsen	2011
8.	29	Cliff Pennington	2005
9.	28	Brandon Hicks	2007
10.	27	Billy Harlan	1993

WALKS

NO.	BB	PLAYER	YEAR
1.	57	John Scheschuk	1999
	57	J.P. Bramhall	1981
3.	53	Kole Kaler	2022
4.	52	Dylan Rock	2022
5.	50	Brian Thomas	1992
	50	Terry Taylor	1989
	50	Kirk Thompson	1989
8.	49	Hunter Haas	2023
	49	Nick Choruby	2017
	49	Chuck Knoblauch	1989

HIT BY PITCH

NO.	HBP	PLAYER	YEAR
1.	21	Luke Anders	2008
2.	20	Justin Pouk	2003
3.	18	Caleb Shofner	2010
	18	Caleb Shofner	2009
	18	Darby Brown	2008
6.	16	Dylan Rock	2022
7.	15	Kyle Colligan	2009
	15	Travis Wong	2002
9.	14	Kyle Colligan	2008
10.	13	Jordan Thompson	2023
	13	Tyler Naquin	2012
	13	Matt Juengel	2011

LONGEST HITTING STREAK

NO.	GM	PLAYER	YEAR
1.	28	R.J. Englert	1972
2.	27	Tyler Naquin	2011
3.	26	Kirk Thompson	1989
4.	24	José Duran	2008
5.	22	Mikey Reynolds	2013
	22	Rich Petru	1996
	22	Scott Livingstone	1988
8.	21	Ben Feltner	2007
9.	20	Michael Helman	2018
	20	Cliff Pennington	2004

STREAK FOR CONSECUTIVE GAMES REACHING BASE

Mikey Reynolds (2013), 45

LONGEST HITTING STREAK (CONFERENCE GAMES ONLY)

NO.	GM	PLAYER	YEAR
1.	24	Boomer White	2016
2.	20	Steven Truitt	1997
3.	18	Kyle Colligan*	2008-09
	18	Cliff Pennington†	2003-04
5.	17	Tyler Naquin	2011
6.	16	Eric Scheidt^	2003-04
	16	Robert Bonner	1976
	16	R.J. Englert	1972
9.	15	Nick Banks	2015
	15	José Duran	2008
	15	Jason Tyner	1998

* final 7 Big 12 games of '08 and first 11 of '09
† final 16 Big 12 games of '03 and first two of '04
^ final 15 Big 12 games of '03 and first of '04

APPEARANCES

NO.	APP.	PITCHER	YEAR
1.	39	Estevan Uriegas	2012
2.	38	Kyle Martin	2012
3.	36	Nick Fleece	2011
4.	35	Andrew Vinson	2015
5.	33	Bryce Miller	2019
	33	Nolan Hoffman	2018
	33	Kaylor Chafin	2017
	33	Jason Jester	2013
	33	Kyle Martin	2011
	33	John Stilson	2010
	33	Kyle Thebeau	2008

WINS

NO.	WINS	PITCHER	YEAR
1.	16	James Gibson	1976
2.	15	Jeff Granger	1993
3.	14	Ross Stripling	2011
4.	13	Mark Thurmond	1978
5.	12	Chris Russ	1999
	12	Casey Fossum	1999
	12	Casey Fossum	1998
	12	Trey Moore	1993
	12	Keith Langston	1989
	12	Gary Geiger	1987
	12	Pat Hubert	1951

INNINGS PITCHED

NO.	IP	PITCHER	YEAR
1.	133.0	Casey Fossum	1999
2.	129.2	Michael Wacha	2011
3.	127.0	Jeff Granger	1993
4.	125.2	Ross Stripling	2011
5.	124.0	Kyle Nicholson	2007
6.	123.0	Mark Ross	1978
7.	122 0	Casey Fossum	1998
8.	121.0	Jeff Granger	1992
9.	120.0	Zach Jackson	2004
10.	118.0	Ross Stripling	2012

STRIKEOUTS

NO.	K	PITCHER	YEAR
1.	162	Casey Fossum	1999
2.	150	Jeff Granger	1993
3.	136	Barret Loux	2010
4.	130	Asa Lacy	2019
	130	Jeff Granger	1992
6.	129	Casey Fossum	1998
7.	127	Zach Jackson	2004
8.	125	Ryan Rupe	1998
9.	123	Michael Wacha	2011
	123	Chance Caple	1999

COMPLETE GAMES

NO.	CG	PITCHER	YEAR
1.	10	James Gibson	1976
2.	9	Dale Barry	1986
	9	Mark Thurmond	1979
	9	Mark Ross	1979
	9	Mark Thurmond	1978
	9	James Gibson	1975
7.	8	Casey Fossum	1999
	8	Jeff Granger	1993
	8	Ronnie Allen	1990
	8	Rick Leucken	1980
	8	Mark Ross	1977

EARNED RUN AVERAGE

(minimum 1 IP per team game)

NO.	ERA	IP	PITCHER	YEAR
1.	0.80	79.0	John Stilson	2010
2.	0.86	73.0	Doug Rau	1970
3.	1.09	115.0	James Gibson	1976
4.	1.24	50.0	Peter Munday	1955
5.	1.25	64.0	Paul Czerwinski	1971
6.	1.43	44.0	Walter Varvel	1967
	1.43	44.0	Ken Perrin	1966
8.	1.50	66.0	Bruce Katt	1972
9.	1.56	40.0	Ed Singley	1963
10.	1.58	34.0	Rocky Thompson	1968

SAVES

NO.	SV	Pitcher	Year
1.	14	Nolan Hoffman	2018
	14	Jason Jester	2013
3.	13	Scott Beerer	2003
4.	12	Kasey Kalich	2019
5.	11	Scott Centala	1988
6.	10	John Stilson	2010
	10	Pat Jamison	1971
	10	Scott Centala	1989
9.	9	Travis Starling	2008
	9	Chris Russ	2001
11.	8	Chandler Jozwiak	2021
	8	Mark Ecker	2016
	8	Mark Ecker	2015
	8	Joaquin Hinojosa	2011
15.	7	Mitchell Kilkenny	2017
	7	Kyle Martin	2012

CAREER RECORDS – TOP 10

GAMES (200-GAME CLUB)

NO.	GAMES	PLAYER	YEARS
1.	245	Krey Bratsen	2011-14
2.	241	Scott Livingstone	1985-88
3.	236	Kevin Gonzalez	2008-11
4.	231	Blake Allemand	2012-15
	231	Sean Heaney	1997-00
6.	228	Brodie Greene	2007-10
7.	223	Brian Thomas	1990-93
8.	222	Robert Harris	1992-95
9.	218	Kyle Colligan	2006-09
10.	217	Travis Williams	1989-92

AT-BATS

NO.	AB	PLAYER	YEARS
1.	881	Scott Livingstone	1985-88
2.	865	Sean Heaney	1997-00
3.	842	Krey Bratsen	2011-14
4.	818	Blake Allemand	2012-15
5.	814	Kyle Colligan	2006-09
6.	802	Robert Harris	1992-95
7.	794	Jason Tyner	1996-98
8.	771	Daylan Holt	1998-00
9.	768	Braden Shewmake	2017-19
10.	766	Kevin Gonzalez	2008-11

HITS

NO.	HITS	PLAYER	YEARS
1.	307	Jason Tyner	1996-98
2.	301	Scott Livingstone	1985-88
3.	261	Chuck Knoblauch	1987-89
4.	260	John Byington	1987-89
5.	257	Sean Heaney	1997-00
6.	252	Brodie Greene	2007-10
7.	249	Daylan Holt	1998-00
8.	248	Braden Shewmake	2017-19
9.	246	Cliff Pennington	2003-05
10.	243	Krey Bratsen	2011-14

BATTING AVERAGE

(minimum 300 AB and completed eligibility)

NO.	AVG.	PLAYER	YEARS
1.	.394	R.J. Englert	1970-72
2.	.387	Jason Tyner	1996-98
3.	.372	John Byington	1987-89
4.	.362	Joe Patterson	2009-10
5.	.356	Chuck Knoblauch	1987-89
6.	.352	John Scheschuk	1996-99
	.352	Johnny Hunter	1996-97
	.352	Steve Johnigan	1984-85
9.	.351	Jeff Schow	1985-86
10.	.350	Chad Allen	1994-96

RUNS

NO.	RUNS	PLAYER	YEARS
1.	217	Scott Livingstone	1985-88
2.	206	Chuck Knoblauch	1987-89
3.	202	Jason Tyner	1996-98
4.	198	John Byington	1987-89
5.	190	Brian Thomas	1990-93
6.	189	Kyle Colligan	2006-09
7.	187	Terry Taylor	1987-89
8.	177	Steven Truitt	1997-99
9.	176	Brodie Greene	2007-10
10.	171	Sean Heaney	1997-00
	171	Robert Harris	1992-95

DOUBLES

NO.	2B	PLAYER	YEARS
1.	75	Scott Livingstone	1985-88
2.	64	Steven Truitt	1997-99
3.	63	John Byington	1987-89
4.	62	Sean Heaney	1997-00
5.	55	Daylan Holt	1998-00
6.	53	Buddy Haney	1982-85
7.	52	Chuck Knoblauch	1987-89
8.	49	Tyler Naquin	2010-12
9.	45	Brian Thomas	1990-93
	45	Mike Scanlin	1983-86

TRIPLES

NO.	3B	PLAYER	YEARS
1.	14	Chad Allen	1994-96
	14	Brian Thomas	1990-93
	14	Joe Szekely	1980-82
	14	Mike Hurdle	1977-80
5.	13	Tyler Naquin	2010-12
	13	Billy Cannon	1981-83
7.	12	Brodie Greene	2007-10
	12	Mike Scanlin	1983-86
9.	11	Robert Bonner	1975-78
10.	10	Six Players Tied	

HOME RUNS

NO.	HR	PLAYER	YEARS
1.	56	Daylan Holt	1998-00
2.	50	Scott Livingstone	1985-88
3.	47	John Byington	1987-89
4.	43	Mike Scanlin	1983-86
5.	42	Kyle Colligan	2006-09
6.	**41**	**Jace LaViolette**	**2023-present**
7.	40	Luke Anders	2006-09
8.	34	Steven Truitt	1997-99
9.	30	Will Frizzell	2018-21
	30	Kyle Hawthorne	1977-79

RUNS BATTED IN

NO.	RBI	PLAYER	YEARS
1.	228	Scott Livingstone	1985-88
2.	225	John Byington	1987-89
3.	202	Daylan Holt	1998-00
4.	183	Terry Taylor	1987-89
5.	167	Jason Stephens	1994-97
6.	163	Robert Harris	1992-95
7.	161	Braden Shewmake	2017-19
8.	157	Luke Anders	2006-09
9.	147	Chuck Knoblauch	1987-89
10.	146	Buddy Haney	1982-85

TOTAL BASES

NO.	TB	PLAYER	YEARS
1.	543	Scott Livingstone	1985-88
2.	486	Daylan Holt	1998-00
3.	480	John Byington	1987-89
4.	428	Kyle Colligan	2006-09
	428	Steven Truitt	1997-99
6.	425	Mike Scanlin	1983-86
7.	414	Sean Heaney	1997-00
8.	402	Brodie Greene	2007-10
9.	392	Terry Taylor	1987-89
10.	382	Robert Harris	1992-95

STOLEN BASES

NO.	SB	PLAYER	YEARS
1.	118	Jason Tyner	1996-98
2.	88	Krey Bratsen	2011-14
3.	83	Chuck Knoblauch	1987-89
4.	63	Steven Truitt	1997-99
5.	56	Blake Stouffer	2005-08
6.	55	Brian Thomas	1990-93
7.	53	Cliff Pennington	2003-05
	53	Billy Harlan	1991-94
9.	49	Scott Arthur	2009-12
	49	Chad Allen	1994-96

WALKS

NO.	BB	PLAYER	YEARS
1.	140	Brian Thomas	1990-93
2.	132	Terry Taylor	1987-89
3.	125	Erik Schindewolf	2001-04
4.	123	Blake Allemand	2012-15
5.	122	Robert Harris	1992-95
6.	120	Blake Stouffer	2005-08
7.	117	Scott Livingstone	1985-88
8.	113	Chuck Knoblauch	1987-89
9.	107	John Scheschuk	1996-99
10.	103	Chad Allen	1994-96
	103	Travis Williams	1989-92

APPEARANCES

NO.	APP.	PITCHER	YEARS
1.	105	Andrew Vinson	2013-16
2.	103	Kyle Thebeau	2006-09
3.	100	Estevan Uriegas	2009-12
4.	98	Kyle Martin	2010-13
5.	86	Chris Russ	1998-01
6.	83	Kyle Nicholson	2004-07
7.	82	Jason Meyer	2004-07
8.	81	Joseph Menefee	2019-22
9.	79	Nick Fleece	2008-11
10.	78	Chandler Jozwiak	2018-21
	78	Ty Schlottmann	2013-16

WINS

NO.	WINS	PITCHER	YEARS
1.	34	Mark Ross	1976-79
	34	Mark Thurmond	1976-79
3.	31	Ross Stripling	2009-12
	31	Jeff Granger	1991-93
5.	30	Ryan Rupe	1994-98
6.	27	Michael Wacha	2010-12
	27	Casey Fossum	1997-99
8.	26	Clint Thomas	1973-76
9.	25	James Gibson	1975-76
10.	24	Rick Luecken	1980-83

INNINGS PITCHED

NO.	IP	PITCHER	YEARS
1.	397.0	Mark Ross	1976-79
2.	353.2	Ross Stripling	2009-12
3.	348.2	Michael Wacha	2010-12
4.	347.0	Jeff Granger	1991-93
5.	343.1	Casey Fossum	1997-99
6.	322.0	Ryan Rupe	1994-98
7.	304.0	Jason Meyer	2004-07
8.	294.2	Mark Thurmond	1976-79
9.	285.2	Rick Luecken	1980-83
10.	280.0	Kyle Nicholson	2004-07

STRIKEOUTS (200-K CLUB)

NO.	K	PITCHER	YEARS
1.	404	Casey Fossum	1997-99
2.	401	Jeff Granger	1991-93
3.	340	Ross Stripling	2009-12
4.	336	Michael Wacha	2010-12
5.	281	Ryan Rupe	1994-98
6.	279	Barret Loux	2008-10
7.	273	Mark Thurmond	1976-79
8.	260	Jason Meyer	2004-07
9.	259	Kyle Thebeau	2006-09
10.	258	John Doxakis	2017-19

COMPLETE GAMES

NO.	CG	PITCHER	YEARS
1.	26	Mark Ross	1976-79
2.	25	Mark Thurmond	1976-79
3.	20	Ronnie Allen	1989-91
4.	19	James Gibson	1975-76
5.	18	Rick Luecken	1980-83
6.	17	Jeff Granger	1991-93
7.	16	Clint Thomas	1973-76
8.	15	Casey Fossum	1997-99
9.	14	Doug Rau	1968-70
	14	Joseph Hardgrove	1953-55

EARNED RUN AVERAGE

(minimum 100 IP and completed eligibility)

NO.	ERA	IP	NAME	YEARS
1.	1.27	170.1	John Stilson	2010-11
2.	1.70	190.0	Doug Rau	1968-70
3.	1.71	211.0	James Gibson	1975-76
4.	2.00	229.0	Chuck McGuire	1962-64
5.	2.03	115.0	Dale Barry	1986
6.	2.12	148.0	Tommy Chiles	1965-67
7.	2.29	294.0	Mark Thurmond	1976-79
8.	2.31	105.0	Wayne Schaper	1958-59
9.	2.45	348.2	Michael Wacha	2010-12
10.	2.52	135.0	John Crain	1962-64

SAVES

NO.	SV	PITCHER	YEARS
1.	23	Scott Centala	1987-89
2.	17	Jason Jester	2013-14
3.	16	Mark Ecker	2014-16
	16	Chris Russ	1998-01
5.	15	Travis Starling	2007-09
6.	14	Nolan Hoffman	2018
7.	13	Scott Beerer	2003
	13	Brian Parker	1993-95
	13	John Pockrus	1977-79
	13	Pat Jamison	1970-71

WINNING PERCENTAGE

(minimum 100 IP)

NO.	W-L	PCT.	NAME	YEARS
1.	11-1	.917	David Newmann	2006-07
	11-1	.917	Dale Barry	1986
3.	9-1	.900	Steve Hughes	1988-91
4.	16-2	.889	Keith Langston	1988-89
5.	12-2	.857	David Benesh	1968-70
6.	17-3	.850	Pat Hubert	1950-51
7.	25-6	.839	James Gibson	1975-76
8.	10-2	.833	Brian Finch	2001-03
9.	14-3	.824	John Stilson	2010-11
10.	9-2	.818	Travis Starling	2007-09



*A two-time All-American **JEFF GRANGER** (1991-93) may be most remembered by his unforgettable 21-strikeout performance against Lubbock Christian on April 2, 1993.*



JUSTIN VOSSOS

RFR. / INF / MISSOURI CITY, TEXAS / RIDGE POINT / 6-0 / 180 / R-R

SEASON/CAREER HIGHS

2 vs. Wagner (2/25)	At-Bats	2 vs. Wagner (2/25/24)
1 vs. Wagner (2/25)	Hits	1 vs. Wagner (2/25/24)
N/A	Doubles	N/A
N/A	Triples	N/A
N/A	Home Runs	N/A
N/A	RBI	N/A
1 (3x) vs. Sam Houston (3/12)	Runs Scored	1 (3x) vs. Sam Houston (3/12/24)
1 vs. Sam Houston (3/12)	Walks	1 vs. Sam Houston (3/12/24)
N/A	Hit by Pitch	N/A
	Stolen Bases	N/A

2024 GAME-BY-GAME STATS

Date	Opponent	Pos	AB	R	H	RBI	2B	3B	HR	BB	SB	CS	HBP	SAC	SF	GDP	K	PO	A	E	Avg
Feb 16	MCNEESE	pr/dh	1	0	0	0	0	0	0	0	0	0	0	0	0	0	0	0	0	0	.000
Feb 23	WAGNER	pr/2b	1	1	0	0	0	0	0	0	0	0	0	0	0	0	0	0	0	0	.000
Feb 25	WAGNER	ph/2	2	1	1	0	0	0	0	0	0	0	0	0	0	0	0	0	0	0	.250
Mar 08	RHODE ISLAND	ph/2	1	0	0	0	0	0	0	0	0	0	0	0	0	0	1	1	1	0	.200
Mar 12	SAM HOUSTON	*2b	1	1	0	0	0	0	0	1	0	0	0	0	0	0	1	0	2	0	.167
Apr 16	AIR FORCE	2b	1	0	1	0	0	0	0	0	0	0	0	0	0	0	0	1	1	0	.286
Totals		1gs	7	3	2	0	0	0	0	1	0	0	0	0	0	0	2	2	4	0	.286



JACK BELL

FR. / INF / CORPUS CHRISTI, TEXAS / RAY / 6-0 / 180 / L-R

SEASON/CAREER HIGHS

2 (4x) vs. Air Force (4/16)	At-Bats	2 (4x) vs. Air Force (4/16/24)
1 (3x) vs. Air Force (4/16)	Hits	1 (3x) vs. Air Force (4/16/24)
1 vs. Rhode Island (3/8)	Doubles	1 vs. Rhode Island (3/8/24)
N/A	Triples	N/A
1 vs. Air Force (4/16)	Home Runs	1 vs. Air Force (4/16)
1 (4x) vs. Air Force (4/16)	RBI	1 (4x) vs. Air Force (4/16/24)
2 vs. Arizona State (3/3)	Runs Scored	2 vs. Arizona State (3/3/24)
3 vs. Texas Southern (3/6)	Walks	3 vs. Texas Southern (3/6/24)
N/A	Hit by Pitch	N/A
1 (3x) at No. 12 Alabama (4/20)	Stolen Bases	1 (3x) at No. 12 Alabama (4/20/24)

2024 GAME-BY-GAME STATS

Date	Opponent	Pos	AB	R	H	RBI	2B	3B	HR	BB	SB	CS	HBP	SAC	SF	GDP	K	PO	A	E	Avg
Feb 16	MCNEESE	ph/3	0	0	0	1	0	0	0	1	0	0	0	0	1	0	0	0	0	0	.000
Feb 23	WAGNER	ph/3	1	0	0	0	0	0	0	0	0	0	0	0	0	0	1	0	0	1	.000
Feb 25	WAGNER	ph/ss	1	1	1	1	0	0	0	1	0	0	0	0	0	0	0	0	0	0	.500
Mar 03	vs Arizona State	*2b	2	2	0	0	0	0	0	2	1	0	0	0	0	0	0	0	0	0	.250
Mar 05	at Texas	*2b	2	0	0	0	0	0	0	1	0	0	0	0	0	0	1	3	2	1	.167
Mar 06	TEXAS SOUTHER	*2b	0	1	0	0	0	0	0	3	1	0	0	0	0	0	0	1	0	0	.167
Mar 08	RHODE ISLAND	ph/3	2	0	1	1	1	0	0	0	0	0	0	0	0	0	0	0	2	0	.250
Mar 22	MISSISSIPPI STA	ph/2	1	0	0	0	0	0	0	0	0	0	0	0	0	0	1	1	1	0	.222
Apr 02	at Texas State	2b	1	0	0	0	0	0	0	0	0	0	0	0	0	1	0	1	0	0	.200
Apr 16	AIR FORCE	ph/2	2	1	1	1	0	0	1	0	0	0	0	0	0	0	0	0	0	0	.250
Totals		3gs	12	5	3	4	1	0	1	8	3	0	0	0	1	1	3	6	5	2	.250



ALI CAMARILLO

JR. / INF / CHULA VISTA, CALIF. / OTAY RANCH HS / 6-1 / 180 / R-R

SEASON/CAREER HIGHS

5 (7x) at No. 12 Alabama (4/20)	At-Bats	5 (7x) at No. 12 Alabama (4/20/24)
3 vs. Sam Houston (3/12)	Hits	3 vs. Sam Houston (3/12/24)
1 (8x) at No. 12 Alabama (4/19)	Doubles	1 (8x) at No. 12 Alabama (4/19/24)
N/A	Triples	N/A
1 (3x) vs. No. 6 Vandy (4/14)	Home Runs	1 (3x) vs. No. 6 Vandy (4/14/24)
3 (2x) vs. No. 6 Vandy (4/14)	RBI	3 (2x) vs. No. 6 Vandy (4/14/24)
3 vs. Rhode Island (3/10)	Runs Scored	3 vs. Rhode Island (3/10/24)
2 (2x) vs. Air Force (4/16)	Walks	2 (2x) vs. Air Force (4/16/24)
1 (4x) at No. 12 Alabama (4/19)	Hit by Pitch	1 (4x) at No. 12 Alabama (4/19/24)
1 (6x) at No. 22 South Carolina (4/5)	Stolen Bases	1 (6x) at No. 22 South Carolina (4/5/24)

2024 GAME-BY-GAME STATS

Date	Opponent	Pos	AB	R	H	RBI	2B	3B	HR	BB	SB	CS	HBP	SAC	SF	GDP	K	PO	A	E	Avg
Feb 16	MCNEESE	*ss	4	1	2	1	0	0	1	1	0	0	0	0	0	0	0	1	2	0	.500
Feb 17	MCNEESE	*ss	4	0	1	1	0	0	0	0	0	0	0	0	0	0	1	1	2	0	.375
Feb 18	MCNEESE	*ss	3	2	2	1	0	0	0	1	0	0	0	0	0	0	0	2	0	0	.455
Feb 20	INCARNATE WOR	*ss	2	1	2	0	0	0	0	2	0	0	0	0	0	0	0	1	1	1	.538
Feb 23	WAGNER	*ss	4	3	2	0	1	0	0	1	0	0	0	0	0	0	0	2	4	0	.529
Feb 24	WAGNER	*ss	2	0	0	0	0	0	0	1	0	0	0	0	0	0	0	1	1	0	.474
Feb 25	WAGNER	*ss	3	0	0	0	0	0	0	0	0	0	0	0	0	0	1	0	0	0	.409
Feb 27	LAMAR	*ss	3	2	1	0	1	0	0	1	0	0	0	0	0	0	0	1	4	0	.400
Mar 01	vs Arizona State	*ss	3	0	1	0	0	0	0	1	1	0	0	0	0	0	1	0	2	0	.393
Mar 02	vs USC	*ss	4	1	1	0	0	0	0	0	0	0	1	0	0	0	0	3	1	0	.375
Mar 03	vs Arizona State	*ss	4	2	0	1	0	0	0	1	1	0	0	0	0	0	1	0	3	0	.333
Mar 05	at Texas	*ss	5	0	0	0	0	0	0	0	0	0	0	0	0	1	2	2	3	0	.293
Mar 06	TEXAS SOUTHER	*ss	3	0	0	0	0	0	0	1	0	0	0	0	0	0	0	0	1	0	.273
Mar 08	RHODE ISLAND	*ss	3	0	0	0	0	0	0	0	0	0	0	0	0	0	1	0	3	1	.255
Mar 09	RHODE ISLAND	*ss	2	1	0	0	0	0	0	1	0	0	1	0	0	0	1	1	2	0	.245
Mar 10	RHODE ISLAND	*ss	5	3	2	0	1	0	0	1	1	0	0	0	0	0	0	2	2	0	.259
Mar 12	SAM HOUSTON	*ss	5	0	3	0	0	0	0	0	0	0	0	0	0	0	1	3	2	0	.288
Mar 15	at Florida	*ss	4	1	1	1	1	0	0	0	1	0	0	0	0	0	1	0	1	0	.286
Mar 16	at Florida	*ss	4	0	1	3	0	0	0	1	0	0	0	0	0	0	1	1	5	0	.284
Mar 17	at Florida	*ss	3	0	1	0	0	0	0	0	0	0	1	0	0	0	0	0	3	0	.286
Mar 20	PRAIRIE VIEW A&	*ss	5	1	2	2	1	0	0	0	0	0	0	0	0	0	0	0	2	0	.293
Mar 21	MISSISSIPPI STA	*ss	3	1	1	1	0	0	0	0	0	0	0	0	0	0	0	1	3	0	.295
Mar 22	MISSISSIPPI STA	*ss	4	0	2	1	0	0	0	0	0	0	0	0	0	0	1	1	3	1	.305
Mar 23	MISSISSIPPI STA	*ss	3	0	0	0	0	0	0	0	0	0	1	0	0	0	2	0	2	0	.294
Mar 26	HOUSTON CHRIS	*ss	4	0	2	1	0	0	0	0	0	0	0	0	0	0	1	1	2	0	.303
Mar 28	AUBURN	*ss	3	1	1	0	0	0	0	1	0	0	0	0	0	0	0	2	2	1	.304
Mar 29	AUBURN	*ss	3	2	1	2	0	0	1	1	0	0	0	0	1	0	1	1	1	0	.305
Mar 30	AUBURN	*ss	5	0	1	1	0	0	0	1	1	0	0	0	0	1	1	0	4	0	.300
Apr 02	at Texas State	*ss	4	1	1	1	0	0	0	0	0	0	0	0	0	0	2	2	3	0	.298
Apr 05	at South Carolina	*ss	5	0	1	1	0	0	0	0	1	0	0	0	0	0	0	0	1	0	.294
Apr 06	at South Carolina	*ss	4	0	1	0	1	0	0	0	0	0	0	0	0	0	3	1	2	0	.292
Apr 07	at South Carolina	*ss	4	0	2	1	0	0	0	0	0	0	0	0	0	0	1	0	3	1	.299
Apr 09	UTSA	*ss	3	1	1	1	0	0	0	1	0	0	0	0	0	0	1	0	1	1	.300
Apr 12	VANDERBILT	*ss	4	2	2	0	1	0	0	0	0	0	0	0	0	1	1	0	1	0	.306
Apr 13	VANDERBILT	*ss	2	0	0	1	0	0	0	1	0	0	0	1	0	0	2	3	5	0	.302
Apr 14	VANDERBILT	*ss	4	1	1	3	0	0	1	0	0	0	0	0	0	0	2	2	3	0	.300
Apr 16	AIR FORCE	*ss	1	0	1	0	0	0	0	2	0	0	1	0	0	0	0	0	0	0	.305
Apr 19	at Alabama	*ss	4	1	2	0	1	0	0	1	0	0	0	0	0	0	1	1	3	0	.311
Apr 19	at Alabama-2	*ss	5	1	2	2	0	0	0	0	0	0	1	0	0	0	1	2	2	0	.314
Apr 20	at Alabama	*ss	5	2	2	0	0	0	0	0	0	0	0	0	0	0	0	1	2	0	.317
Totals		40gs	145	31	46	26	8	0	3	21	6	0	6	1	1	3	31	39	87	6	.317



KAEDEN KENT

SO. / INF / AUSTIN, TEXAS / LAKE TRAVIS / 6-2 / 200 / L-R

SEASON/CAREER HIGHS

5 (3x) vs. PVAMU (3/20)	At-Bats	6 vs. Texas Tech (3/5/23)
2 (2x) vs. Rhode Island (3/10)	Hits	3 vs. Houston Christian (2/28/23)
1 vs. Rhode Island (3/8)	Doubles	2 vs. UIW (3/7/23)
N/A	Triples	1 vs. Seattle (2/19/23)
N/A	Home Runs	1 vs. Prairie View (4/19/23)
1 (4x) at No. 8 Florida (3/15)	RBI	4 (2x) vs. Prairie View (4/19/23)
4 vs. Wagner (2/25)	Runs Scored	4 vs. Wagner (2/25/24)
2 vs. UIW (2/20)	Walks	2 vs. UIW (2/20/24)
1 vs. Wagner (2/25)	Hit by Pitch	1 (2x) vs. Wagner (2/25/24)
N/A	Stolen Bases	N/A

2024 GAME-BY-GAME STATS

Date	Opponent	Pos	AB	R	H	RBI	2B	3B	HR	BB	SB	CS	HBP	SAC	SF	GDP	K	PO	A	E	Avg
Feb 16	MCNEESE	2b	1	0	0	0	0	0	0	1	0	0	0	0	0	0	0	0	0	0	.000
Feb 17	MCNEESE	ph/d	1	1	0	0	0	0	0	1	0	0	0	0	0	0	1	0	0	0	.000
Feb 20	INCARNATE WOR	*2b	2	1	1	0	0	0	0	2	0	1	0	0	0	1	0	1	1	1	.250
Feb 23	WAGNER	*2b	3	0	0	0	0	0	0	1	0	0	0	0	0	1	0	1	1	0	.143
Feb 24	WAGNER	*2b	3	0	1	0	0	0	0	0	0	0	0	0	0	0	0	1	5	0	.200
Feb 25	WAGNER	*2b/3	3	4	2	0	0	0	0	1	0	0	1	0	0	0	1	0	1	0	.308
Feb 27	LAMAR	*2b	3	1	1	1	0	0	0	0	0	0	0	1	0	0	0	2	1	1	.312
Mar 01	vs Arizona State	*2b	3	0	1	0	0	0	0	1	0	0	0	0	0	0	1	1	4	0	.316
Mar 02	vs USC	2b	1	0	0	1	0	0	0	1	0	0	0	0	0	0	0	1	2	0	.300
Mar 03	vs Arizona State	3b	1	0	0	0	0	0	0	0	0	0	0	0	0	0	0	0	2	1	.286
Mar 05	at Texas	2b	2	0	0	0	0	0	0	0	0	0	0	0	0	0	0	0	0	0	.261
Mar 06	TEXAS SOUTHER	2b	1	1	1	0	0	0	0	0	0	0	0	0	0	0	0	1	0	0	.292
Mar 08	RHODE ISLAND	ph/ss	2	1	1	0	1	0	0	0	0	0	0	0	0	0	1	0	1	0	.308
Mar 10	RHODE ISLAND	*2b	5	0	2	0	0	0	0	1	0	0	0	0	0	0	0	1	0	0	.323
Mar 12	SAM HOUSTON	2b	2	0	1	1	1	0	0	1	0	0	0	0	0	0	0	0	3	0	.333
Mar 15	at Florida	*2b	4	1	1	1	0	0	0	0	0	0	0	0	0	0	1	3	1	0	.324
Mar 16	at Florida	*2b	5	0	0	0	0	0	0	0	0	0	0	0	0	1	1	2	1	0	.286
Mar 17	at Florida	*2b	3	0	1	0	0	0	0	0	0	0	0	0	0	0	2	0	1	0	.289
Mar 20	PRAIRIE VIEW A&	*2b	5	1	1	0	0	0	0	0	0	0	0	0	0	0	1	3	1	0	.280
Mar 21	MISSISSIPPI STA	*2b	1	0	0	0	0	0	0	0	0	0	0	0	0	0	0	1	2	0	.275
Mar 22	MISSISSIPPI STA	*2b	2	0	0	0	0	0	0	0	0	0	0	0	0	0	0	1	2	0	.264
Mar 26	HOUSTON CHRIS	2b	1	0	0	0	0	0	0	0	0	0	0	0	0	0	0	0	0	0	.259
Mar 29	AUBURN	2b	1	0	1	0	0	0	0	0	0	0	0	0	0	0	0	0	1	0	.273
Mar 30	AUBURN	2b	1	0	0	0	0	0	0	1	0	0	0	0	0	0	0	2	0	0	.268
Apr 02	at Texas State	ph/3	0	0	0	0	0	0	0	1	0	0	0	0	0	0	0	0	0	0	.268
Apr 05	at South Carolina	2b	1	0	1	0	0	0	0	0	0	0	0	0	0	0	0	0	0	0	.281
Apr 06	at South Carolina	*2b	3	0	0	0	0	0	0	1	0	0	0	0	0	0	0	1	4	0	.267
Apr 16	AIR FORCE	ph/ss	1	0	0	0	0	0	0	0	0	0	0	0	0	0	1	0	1	0	.262
Totals		14gs	61	11	16	4	2	0	0	13	0	1	1	1	0	3	10	22	35	3	.262

CAREER STATISTICS

Year	avg	gp-gs	ab	r	h	2b	3b	hr	rbi	tb	slg%	bb	hbp	so	gdp	ob%	sf	sh	sb-att	po	a	e	fld%
2023	.265	28-21	83	9	22	4	1	1	23	31	.373	8	1	17	7	.330	2	0	3-4	17	28	4	.918
2024	.262	31-14	61	11	16	2	0	0	4	18	.295	13	1	10	3	.400	0	1	0-1	22	35	3	.950
TOTAL	.264	59-35	144	20	38	6	1	1	27	49	.340	21	2	27	10	.361	2	1	3-5	39	63	7	.936



TRAVIS CHESTNUT

SR. / UTIL / PFLUGERVILLE, TEXAS / PFLUGERVILLE / 5-7 / 155 / R-R

SEASON/CAREER HIGHS

3 (4x) vs. Air Force (4/16)	At-Bats	4 (2x) vs. Missouri (4/15/23)
2 (2x) at No. 12 Alabama (4/19)	Hits	2 (3x) at No. 12 Alabama (4/19/24)
1 (3x) vs. No. 6 Vandy (4/12)	Doubles	1 (4x) vs. No. 6 Vandy (4/12/24)
1 at No. 12 Alabama (4/20)	Triples	1 at No. 12 Alabama (4/20/24)
1 vs. No. 6 Vandy (4/13)	Home Runs	1 (2x) vs. No. 6 Vandy (4/13/24)
1 (2x) vs. No. 6 Vandy (4/13)	RBI	3 vs. Missouri (4/14/23)
3 at No. 12 Alabama (4/20)	Runs Scored	3 at No. 12 Alabama (4/20/24)
2 (2x) at No. 12 Alabama (4/19)	Walks	2 (2x) at No. 12 Alabama (4/19/24)
1 (2x) vs. No. 6 Vandy (4/14)	Hit by Pitch	1 (2x) vs. No. 6 Vandy (4/14/24)
2 vs. McNeese (2/17)	Stolen Bases	2 vs. McNeese (2/18/24)

2024 GAME-BY-GAME STATS

Date	Opponent	Pos	AB	R	H	RBI	2B	3B	HR	BB	SB	CS	HBP	SAC	SF	GDP	K	PO	A	E	Avg
Feb 16	MCNEESE	of	1	1	1	0	0	0	0	0	0	0	0	0	0	0	0	0	0	0	1.000
Feb 23	WAGNER	ph/of	0	1	0	1	0	0	0	1	0	0	0	0	0	0	0	0	0	0	1.000
Feb 25	WAGNER	ph/of	0	1	0	0	0	0	0	1	0	0	0	0	0	0	0	1	0	0	1.000
Mar 08	RHODE ISLAND	*2b/of	3	2	1	0	1	0	0	2	1	0	0	0	0	0	1	0	0	0	.500
Mar 09	RHODE ISLAND	*2b	2	1	1	0	1	0	0	1	0	0	0	1	0	0	1	1	4	0	.500
Apr 07	at South Carolina	ph/of	2	0	0	0	0	0	0	0	0	0	0	0	0	0	0	2	0	0	.375
Apr 09	UTSA	*2b	3	0	0	0	0	0	0	1	0	0	0	0	0	0	2	0	1	1	.273
Apr 12	VANDERBILT	*2b	3	2	2	1	1	0	0	0	0	0	0	0	1	0	0	0	0	0	.357
Apr 13	VANDERBILT	*2b	2	2	1	1	0	0	1	1	0	0	1	0	0	0	0	3	1	0	.375
Apr 14	VANDERBILT	*2b	3	2	1	0	0	0	0	0	1	0	1	0	0	0	0	0	1	0	.368
Apr 16	AIR FORCE	*2b	3	1	0	0	0	0	0	0	0	0	0	0	0	0	2	1	2	0	.318
Apr 19	at Alabama	*2b	3	0	0	0	0	0	0	2	1	0	0	0	0	0	2	2	3	0	.280
Apr 19	at Alabama-2	*2b	4	2	2	0	0	0	0	1	0	0	0	0	0	0	1	1	3	0	.310
Apr 20	at Alabama	*2b	3	3	1	1	0	1	0	1	0	0	1	0	0	0	0	0	1	0	.312
Totals		10gs	32	19	10	4	3	1	1	11	5	0	3	1	1	0	9	11	16	1	.312

CAREER STATISTICS

Year	avg	gp-gs	ab	r	h	2b	3b	hr	rbi	tb	slg%	bb	hbp	so	gdp	ob%	sf	sh	sb-att	po	a	e	fld%
2023	.250	20-2	20	7	5	1	0	1	7	9	.450	2	0	6	0	.318	0	1	1-2	11	1	0	1.000
2024	.313	21-10	32	19	10	3	1	1	4	18	.563	11	3	9	0	.511	1	1	5-5	11	16	1	.964
TOTAL	.288	41-12	52	26	15	4	1	2	11	27	.519	13	3	15	0	.449	1	2	6-7	22	17	1	.975



HAYDEN SCHOTT

GR. / OF / NEWPORT BEACH, CALIF. / COLUMBIA / 6-2 / 220 / L-R

SEASON/CAREER HIGHS

7 vs. Rhode Island (3/10)	At-Bats	7 vs. Rhode Island (3/10/24)
4 vs. Rhode Island (3/10)	Hits	4 vs. Rhode Island (3/10/24)
1 (10x) vs. Air Force (4/16)	Doubles	1 (10x) vs. Air Force (4/16/24)
1 at Texas State (4/2)	Triples	1 at Texas State (4/2/24)
1 (5x) at No. 12 Alabama (4/19)	Home Runs	1 (5x) at No. 12 Alabama (4/19/24)
4 at No. 12 Alabama (4/19)	RBI	4 at No. 12 Alabama (4/19/24)
3 vs. Wagner (2/25)	Runs Scored	3 vs. Wagner (2/25/24)
2 (2x) vs. Lamar (2/27)	Walks	2 (2x) vs. Lamar (2/27/24)
1 (3x) at No. 12 Alabama (4/19)	Hit by Pitch	1 (3x) at No. 12 Alabama (4/19/24)
1 at No. 22 South Carolina (4/7)	Stolen Bases	1 at No. 22 South Carolina (4/7/24)

2024 GAME-BY-GAME STATS

Date	Opponent	Pos	AB	R	H	RBI	2B	3B	HR	BB	SB	CS	HBP	SAC	SF	GDP	K	PO	A	E	Avg
Feb 16	MCNEESE	*of	4	2	2	0	1	0	0	0	0	0	0	0	0	0	0	1	0	0	.500
Feb 17	MCNEESE	*of	3	0	1	0	0	0	0	0	0	0	1	0	0	0	1	0	0	0	.429
Feb 18	MCNEESE	*dh	4	1	1	1	1	0	0	1	0	0	0	0	0	0	1	0	0	0	.364
Feb 20	INCARNATE WOR	*of	5	1	1	1	0	0	1	0	0	0	0	0	0	0	1	0	0	0	.312
Feb 23	WAGNER	*of	4	0	1	1	0	0	0	0	0	0	0	0	0	0	1	1	0	0	.300
Feb 24	WAGNER	*of	4	0	3	0	1	0	0	0	0	0	0	0	0	0	0	1	0	0	.375
Feb 25	WAGNER	*of	3	3	1	1	0	0	0	2	0	0	0	0	0	0	0	2	0	0	.370
Feb 27	LAMAR	*of	1	1	0	1	0	0	0	2	0	0	0	0	1	0	1	2	0	0	.357
Mar 01	vs Arizona State	*of	4	0	0	0	0	0	0	0	0	0	0	0	0	0	1	1	0	0	.312
Mar 02	vs USC	*of	6	1	2	0	1	0	0	0	0	0	0	0	0	0	2	2	0	0	.316
Mar 03	vs Arizona State	*dh	4	1	0	0	0	0	0	1	0	0	0	0	0	0	3	0	0	0	.286
Mar 05	at Texas	*of	5	1	2	3	0	0	0	0	0	0	0	0	0	0	1	1	0	0	.298
Mar 06	TEXAS SOUTHER	*dh	4	1	1	3	0	0	1	1	0	0	0	0	0	0	1	0	0	0	.294
Mar 08	RHODE ISLAND	*of	4	0	1	2	0	0	0	0	0	0	0	0	0	0	0	0	0	0	.291
Mar 09	RHODE ISLAND	*dh	4	0	2	2	1	0	0	1	0	0	0	0	0	0	2	0	0	0	.305
Mar 10	RHODE ISLAND	*of	7	0	4	2	0	0	0	0	0	0	0	0	0	0	0	3	0	0	.333
Mar 12	SAM HOUSTON	*of	5	0	0	1	0	0	0	0	0	0	0	0	0	0	0	0	0	0	.310
Mar 15	at Florida	*of	3	1	0	0	0	0	0	0	0	0	1	0	0	0	1	1	0	0	.297
Mar 16	at Florida	*of	4	1	1	0	0	0	0	1	0	0	0	0	0	0	1	0	0	0	.295
Mar 17	at Florida	*of	4	0	1	0	0	0	0	0	0	0	0	0	0	0	1	0	0	0	.293
Mar 20	PRAIRIE VIEW A&	*of	5	0	1	1	1	0	0	0	0	0	0	0	0	0	1	1	0	0	.287
Mar 21	MISSISSIPPI STA	*of	3	1	1	0	0	0	0	0	0	0	0	0	0	0	0	1	0	0	.289
Mar 22	MISSISSIPPI STA	*of	3	0	0	0	0	0	0	1	0	0	0	0	0	0	0	1	0	0	.280
Mar 23	MISSISSIPPI STA	*dh	3	0	0	1	0	0	0	0	0	0	0	0	1	0	0	0	0	0	.271
Mar 26	HOUSTON CHRIS	*dh	5	1	2	3	0	0	0	0	0	0	0	0	0	0	0	0	0	0	.277
Mar 28	AUBURN	*dh	3	1	2	2	0	0	1	0	0	0	0	0	1	0	1	0	0	0	.288
Mar 29	AUBURN	*dh	4	1	0	0	0	0	0	0	0	0	0	0	0	0	1	0	0	0	.278
Mar 30	AUBURN	*dh	3	1	3	0	0	0	0	1	0	0	1	0	0	0	0	0	0	0	.297
Apr 02	at Texas State	*dh	3	1	2	2	1	1	0	1	0	0	0	0	0	0	1	0	0	0	.307
Apr 05	at South Carolina	*dh	5	0	2	3	1	0	0	0	0	0	0	0	0	0	2	0	0	0	.311
Apr 06	at South Carolina	*dh	5	0	1	3	0	0	0	0	0	0	0	0	0	0	3	0	0	0	.306
Apr 07	at South Carolina	*dh	4	1	3	3	0	0	1	0	1	0	0	0	0	0	1	0	0	0	.320
Apr 09	UTSA	*dh	4	0	2	0	0	0	0	0	0	0	0	0	0	0	0	0	0	0	.326
Apr 12	VANDERBILT	*dh	4	0	2	1	0	0	0	0	0	0	0	0	0	0	0	0	0	0	.331
Apr 13	VANDERBILT	*dh	3	1	1	0	1	0	0	1	0	0	0	0	0	0	0	0	0	0	.331
Apr 14	VANDERBILT	*dh	4	1	1	0	0	0	0	0	0	0	0	0	0	0	1	0	0	0	.329
Apr 16	AIR FORCE	*dh	4	1	2	2	1	0	0	0	0	0	0	0	0	0	0	0	0	0	.333
Apr 19	at Alabama	*dh	3	1	0	0	0	0	0	1	0	0	1	0	0	0	0	0	0	0	.327
Apr 19	at Alabama-2	*dh	5	2	2	4	0	0	1	1	0	0	0	0	0	0	0	0	0	0	.329
Apr 20	at Alabama	*dh	4	1	2	0	0	0	0	1	0	0	0	0	0	0	0	0	0	0	.333
Totals		40gs	159	28	53	43	10	1	5	16	1	0	4	0	3	0	29	18	0	0	.333



BRADEN MONTGOMERY

JR. / OF-RHP / MADISON, MISS. / STANFORD / 6-2 / 220 / S-R

SEASON/CAREER HIGHS

6 (3x) at No. 22 South Carolina (4/5)	At-Bats	6 (3x) at No. 22 South Carolina (4/5/24)
3 (4x) vs. No. 21 Auburn (3/30)	Hits	3 (4x) vs. No. 21 Auburn (3/30/24)
1 (11x) vs. No. 6 Vandy (4/14)	Doubles	1 (11x) vs. No. 6 Vandy (4/14/24)
1 vs. Wagner (2/23)	Triples	1 vs. Wagner (2/23/24)
2 (3x) vs. No. 6 Vandy (4/12)	Home Runs	2 (3x) vs. No. 6 Vandy (4/12/24)
4 (4x) at No. 12 Alabama (4/19)	RBI	4 (4x) at No. 12 Alabama (4/19)
3 vs. Rhode Island (3/10)	Runs Scored	3 vs. Rhode Island (3/10/24)
3 (2x) at No. 12 Alabama (4/19)	Walks	3 (2x) at No. 12 Alabama (4/19/24)
1 vs. Air Force (4/16)	Hit by Pitch	1 vs. Air Force (4/16/24)
1 (3x) at No. 22 South Carolina (4/6)	Stolen Bases	1 (3x) at No. 22 South Carolina (4/6/24)
1.0 (2x) vs. PVAMU (3/20)	IP	1.0 (2x) vs. PVAMU (3/20/24)
1 vs. PVAMU (3/20)	H	1 vs. PVAMU (3/20/24)
1 (2x) vs. PVAMU (3/20)	SO	1 (2x) vs. PVAMU (3/20/24)
4 vs. PVAMU (3/20)	BB	4 vs. PVAMU (3/20/24)

2024 GAME-BY-GAME STATS

Date	Opponent	Pos	AB	R	H	RBI	2B	3B	HR	BB	SB	CS	HBP	SAC	SF	GDP	K	PO	A	E	Avg
Feb 16	MCNEESE	*of	4	2	2	1	0	0	1	1	0	0	0	0	0	0	0	1	0	0	.500
Feb 17	MCNEESE	*of	4	0	2	2	1	0	0	0	0	1	0	0	0	0	1	1	0	0	.500
Feb 18	MCNEESE	*of	3	0	0	2	0	0	0	2	1	0	0	0	0	0	1	2	0	0	.364
Feb 20	INCARNATE WOR	*of	5	1	1	1	0	0	1	0	0	0	0	0	0	0	1	2	0	0	.312
Feb 23	WAGNER	*of	3	1	3	3	0	1	0	1	0	0	0	0	0	0	0	2	0	0	.421
Feb 24	WAGNER	*of	3	0	1	1	0	0	0	1	0	0	0	0	0	0	1	3	0	0	.409
Feb 25	WAGNER	*of	4	2	2	2	1	0	1	0	0	0	0	0	0	0	0	0	0	0	.423
Feb 27	LAMAR	*of/p	2	1	0	0	0	0	0	2	0	0	0	0	0	0	1	0	0	0	.393
Mar 01	vs Arizona State	*dh	2	1	1	3	0	0	1	0	0	0	2	0	0	0	1	0	0	0	.400
Mar 02	vs USC	*of	6	3	3	2	0	0	0	0	0	0	0	0	0	0	1	1	0	0	.417
Mar 03	vs Arizona State	*of	3	2	1	4	0	0	1	2	0	0	0	0	0	0	1	0	0	0	.410
Mar 05	at Texas	*of	3	2	2	2	0	0	1	2	0	0	0	0	0	0	1	1	0	0	.429
Mar 06	TEXAS SOUTHER	*of	4	1	1	3	0	0	1	1	0	0	0	0	0	0	0	0	0	0	.413
Mar 08	RHODE ISLAND	*of	3	1	1	1	1	0	0	1	1	0	0	0	0	0	0	0	0	0	.408
Mar 09	RHODE ISLAND	*of	4	1	1	2	1	0	0	1	0	0	0	0	0	0	2	0	0	0	.396
Mar 10	RHODE ISLAND	*of	5	3	2	1	1	0	0	2	0	0	0	0	0	0	0	0	0	0	.397
Mar 12	SAM HOUSTON	*of	4	1	2	1	1	0	0	1	0	0	0	0	0	0	1	1	0	0	.403
Mar 15	at Florida	*of	4	0	0	0	0	0	0	0	0	0	0	0	0	0	1	0	0	0	.379
Mar 16	at Florida	*of	5	2	2	3	0	0	1	0	0	0	0	0	0	0	1	2	0	0	.380
Mar 17	at Florida	*of	5	1	1	1	0	0	1	0	0	0	0	0	0	0	2	1	1	0	.368
Mar 20	PRAIRIE VIEW A&	*p/dh	2	2	1	1	0	0	1	3	1	0	0	0	0	0	0	0	0	0	.372
Mar 21	MISSISSIPPI STA	*of	4	0	2	0	0	0	0	0	0	1	0	0	0	0	1	1	0	0	.378
Mar 22	MISSISSIPPI STA	*of	3	0	0	0	0	0	0	1	0	0	0	0	0	0	1	4	0	0	.365
Mar 23	MISSISSIPPI STA	*of	3	2	2	3	0	0	2	1	0	0	0	0	0	0	0	3	0	0	.375
Mar 26	HOUSTON CHRIS	*of	3	0	0	1	0	0	0	2	0	0	0	0	0	0	0	2	0	0	.363
Mar 28	AUBURN	*of	4	2	1	2	0	0	1	0	0	0	1	0	0	0	0	3	0	0	.358
Mar 29	AUBURN	*of	4	2	3	3	1	0	2	1	0	0	0	0	0	0	0	2	0	0	.374
Mar 30	AUBURN	*of	6	4	3	2	1	0	1	1	0	0	0	0	0	0	0	5	0	0	.381
Apr 02	at Texas State	*of	4	1	2	4	1	0	1	1	0	0	0	0	0	0	1	1	0	0	.385
Apr 05	at South Carolina	*of	6	1	2	0	0	0	0	0	0	0	0	0	0	0	2	1	0	0	.383
Apr 06	at South Carolina	*of	3	0	2	0	0	0	0	2	1	0	0	0	0	0	0	0	0	1	.390
Apr 07	at South Carolina	*of	3	1	1	0	0	0	0	1	0	0	0	0	0	0	2	1	0	0	.388
Apr 09	UTSA	*of	5	1	2	0	1	0	0	0	0	0	0	0	0	0	1	3	0	0	.389
Apr 12	VANDERBILT	*of	4	2	2	4	0	0	2	0	0	0	0	0	0	0	1	3	0	0	.392
Apr 13	VANDERBILT	*of	4	1	0	1	0	0	0	1	0	0	0	0	0	0	3	0	0	0	.381
Apr 14	VANDERBILT	*of	3	1	1	2	1	0	0	2	0	0	0	0	0	0	0	3	0	0	.380
Apr 16	AIR FORCE	*of	3	2	1	2	0	0	1	2	0	0	1	0	0	0	0	2	0	0	.379
Apr 19	at Alabama	*of	1	1	1	3	0	0	1	3	0	0	0	0	1	0	0	2	0	0	.383
Apr 19	at Alabama-2	*of	5	2	2	4	0	0	1	1	0	0	0	0	0	0	2	0	0	0	.384
Apr 20	at Alabama	*of	3	0	0	0	0	0	0	2	0	0	0	0	0	0	0	3	0	0	.376
Totals		40gs	149	50	56	67	11	1	22	41	4	2	4	0	1	0	30	56	1	1	.376

Date	Opponent	GS	IP	H	R	ER	BB	SO	2B	3B	HR	WP	BK	HBP	IBB	Score	W-L	Sv	ERA	NP
Feb 27	LAMAR		1.0	0	0	0	0	1	0	0	0	0	0	0	0	13-2	0-0	0	0.00	13
Mar 20	PRAIRIE VIEW A&	*	1.0	1	4	4	4	1	0	0	1	1	0	0	0	11-9	0-0	0	18.00	35
Totals		1	2.0	1	4	4	4	2	0	0	1	1	0	0	0	24-11	0-0	0	18.00	-



GAVIN GRAHOVAC

FR. / UTIL / ORANGE, CALIF. / VILLA PARK / 6-2 / 220 / R-R

SEASON/CAREER HIGHS

7 vs. No. 21 Auburn (3/30)	At-Bats	7 vs. No. 21 Auburn (3/30/24)
3 (5x) at No. 12 Alabama (4/19)	Hits	3 (5x) at No. 12 Alabama (4/19/24)
1 (11x) vs. No. 6 Vandy (4/14)	Doubles	1 (11x) vs. No. 6 Vandy (4/14/24)
N/A	Triples	N/A
2 vs. No. 21 Mississippi St. (3/21)	Home Runs	2 vs. No. 21 Mississippi St. (3/21/24)
5 vs. No. 21 Mississippi St. (3/21)	RBI	5 vs. No. 21 Mississippi St. (3/21/24)
4 at No. 12 Alabama (4/19)	Runs Scored	4 at No. 12 Alabama (4/19/24)
3 vs. Rhode Island (3/10)	Walks	3 vs. Rhode Island (3/10/24)
1 (3x) vs. Rhode Island (3/10)	Hit by Pitch	1 (3x) vs. Rhode Island (3/10/24)
1 vs. No. 6 Vandy (4/14)	Stolen Bases	1 vs. No. 6 Vandy (4/14/24)

2024 GAME-BY-GAME STATS

Date	Opponent	Pos	AB	R	H	RBI	2B	3B	HR	BB	SB	CS	HBP	SAC	SF	GDP	K	PO	A	E	Avg
Feb 16	MCNEESE	*3b	2	2	1	1	0	0	0	2	0	0	0	0	0	0	1	0	0	0	.500
Feb 17	MCNEESE	*3b	4	0	0	0	0	0	0	0	0	0	0	0	0	0	3	0	0	0	.167
Feb 18	MCNEESE	*3b	3	2	3	1	0	0	0	2	0	0	0	0	0	0	0	1	2	0	.444
Feb 20	INCARNATE WOR	*3b	5	0	2	2	0	0	0	0	0	0	0	0	0	0	0	1	1	0	.429
Feb 23	WAGNER	*3b	4	2	2	4	0	0	1	0	0	0	0	0	0	0	1	1	0	0	.444
Feb 24	WAGNER	*3b	4	1	1	0	1	0	0	0	0	0	0	0	0	0	1	0	1	0	.409
Feb 25	WAGNER	*3b	3	3	1	1	1	0	0	1	0	0	0	0	0	0	0	0	1	0	.400
Feb 27	LAMAR	*3b	5	1	2	2	1	0	0	0	0	0	0	0	0	0	2	0	1	0	.400
Mar 01	vs Arizona State	*3b	4	1	0	0	0	0	0	1	0	0	0	0	0	0	3	0	0	0	.353
Mar 02	vs USC	*3b	4	3	2	1	0	0	1	2	0	0	0	0	0	0	1	0	1	0	.368
Mar 03	vs Arizona State	*3b	4	0	0	0	0	0	0	0	0	0	0	0	0	0	2	2	0	0	.333
Mar 05	at Texas	*3b	4	2	2	0	0	0	0	0	0	0	1	0	0	0	1	0	2	0	.348
Mar 06	TEXAS SOUTHER	*3b	4	1	0	1	0	0	0	0	0	0	1	0	0	0	1	0	3	0	.320
Mar 08	RHODE ISLAND	*3b	3	3	2	3	1	0	1	0	0	0	1	0	0	0	1	0	1	0	.340
Mar 09	RHODE ISLAND	*3b	3	1	0	1	0	0	0	2	0	0	0	0	0	0	0	0	0	0	.321
Mar 10	RHODE ISLAND	*3b	3	2	1	1	0	0	0	3	0	0	1	0	0	0	1	0	0	1	.322
Mar 12	SAM HOUSTON	*3b	5	2	3	2	1	0	1	0	0	0	0	0	0	0	1	1	1	0	.344
Mar 15	at Florida	*3b	5	1	1	3	0	0	1	0	0	0	0	0	0	0	2	0	5	0	.333
Mar 16	at Florida	*3b	5	2	2	1	1	0	1	0	0	0	0	0	0	0	2	0	0	0	.338
Mar 17	at Florida	*3b	4	0	1	0	0	0	0	1	0	0	0	0	0	0	2	1	2	0	.333
Mar 20	PRAIRIE VIEW A&	*3b	5	1	1	1	0	0	0	1	0	0	0	0	0	0	0	0	3	0	.325
Mar 21	MISSISSIPPI STA	*3b	4	2	2	5	0	0	2	0	0	0	0	0	0	0	1	0	0	1	.333
Mar 22	MISSISSIPPI STA	*3b	4	0	1	0	0	0	0	0	0	0	0	0	0	0	2	1	1	0	.330
Mar 23	MISSISSIPPI STA	*3b	4	0	1	1	0	0	0	0	0	0	0	0	0	0	1	0	0	0	.326
Mar 26	HOUSTON CHRIS	*3b	4	0	0	0	0	0	0	1	0	0	0	0	0	0	2	3	1	0	.313
Mar 28	AUBURN	*3b	5	1	3	1	1	0	0	0	0	0	0	0	0	0	0	1	3	0	.327
Mar 29	AUBURN	*3b	4	3	2	1	1	0	0	1	0	0	0	0	0	0	0	0	1	0	.333
Mar 30	AUBURN	*3b	7	1	2	1	1	0	1	0	0	0	0	0	0	0	1	0	1	0	.330
Apr 02	at Texas State	*3b	4	2	3	2	1	0	0	0	0	0	0	0	0	0	1	1	1	0	.345
Apr 05	at South Carolina	*3b	6	1	1	2	0	0	1	0	0	0	0	0	0	0	3	0	0	0	.336
Apr 06	at South Carolina	*3b	5	1	1	1	0	0	1	0	0	0	0	0	0	1	2	0	0	0	.331
Apr 07	at South Carolina	*3b	5	0	0	0	0	0	0	0	0	0	0	0	0	0	3	4	0	0	.319
Apr 09	UTSA	*3b	4	0	1	0	0	0	0	1	0	0	0	0	0	0	1	0	2	0	.317
Apr 12	VANDERBILT	*3b	2	3	1	0	0	0	0	2	0	0	0	0	0	0	0	0	0	0	.319
Apr 13	VANDERBILT	*3b	5	1	1	1	0	0	1	0	0	0	0	0	0	0	1	0	2	0	.315
Apr 14	VANDERBILT	*3b	4	4	3	2	1	0	1	1	1	0	0	0	0	0	0	1	1	0	.327
Apr 16	AIR FORCE	*3b	4	2	1	1	0	0	0	1	0	0	0	0	0	0	2	0	1	1	.325
Apr 19	at Alabama	*3b	6	1	1	0	0	0	0	0	0	0	0	0	0	0	1	0	1	0	.319
Apr 19	at Alabama-2	*3b	5	4	3	2	0	0	1	1	0	0	0	0	0	0	2	1	1	0	.327
Apr 20	at Alabama	*3b	5	0	2	4	1	0	0	0	0	0	0	0	0	0	3	0	1	0	.329
Totals		40gs	170	56	56	49	12	0	14	23	1	0	4	0	0	1	51	19	41	3	.329



CHRIS CORTEZ

JR. / RHP / LAS VEGAS, NEV.. / SILVERADO / 6-1 / 205 / R-R

SEASON/CAREER HIGHS

5.2 vs. UIW (2/20)	IP	5.2 vs. UIW (2/20/24)
5 (2x) vs. Lamar (2/27)	H	8 vs. Stanford (6/4/23)
8 (3x) vs. No. 6 Vandy (4/14)	SO	8 (3x) vs. No. 6 Vandy (4/14)
4 (2x) at Texas (3/5)	BB	5 vs. Portland (2/26/23)

2024 GAME-BY-GAME STATS

Date	Opponent	GS	IP	H	R	ER	BB	SO	2B	3B	HR	WP	BK	HBP	IBB	Score	W-L	Sv	ERA	NP
Feb 20	INCARNATE WOR	*	5.2	5	2	0	0	8	1	0	0	1	0	1	0	9-3	1-0	0	0.00	75
Feb 27	LAMAR	*	4.0	5	2	2	4	6	0	0	0	1	0	0	0	13-2	1-0	0	1.86	71
Mar 05	at Texas	*	3.0	2	1	0	4	3	0	0	0	0	0	0	0	9-2	1-0	0	1.42	60
Mar 09	RHODE ISLAND		1.0	0	0	0	0	3	0	0	0	0	0	0	0	6-0	1-0	0	1.32	18
Mar 12	SAM HOUSTON		2.0	3	1	1	0	2	0	0	1	0	0	0	0	9-8	2-0	0	1.72	38
Mar 15	at Florida		4.0	2	2	2	2	8	0	0	2	0	0	0	0	6-8	2-1	0	2.29	60
Mar 26	HOUSTON CHRIS		0.1	0	0	0	0	0	0	0	0	0	0	0	0	6-3	3-1	0	2.25	6
Mar 28	AUBURN		0.2	2	3	0	1	1	0	0	0	0	0	0	0	9-7	3-1	0	2.18	23
Mar 30	AUBURN		2.0	3	3	3	1	1	1	0	1	0	0	0	0	10-9	3-1	0	3.18	41
Apr 09	UTSA		4.0	2	0	0	1	7	1	0	0	0	0	0	0	6-5	4-1	0	2.70	54
Apr 14	VANDERBILT		4.1	1	0	0	1	8	0	0	0	0	0	1	0	12-6	5-1	0	2.32	77
Apr 19	at Alabama		2.1	2	1	1	2	2	0	0	1	0	0	0	0	10-5	6-1	0	2.43	43
Apr 20	at Alabama		1.1	1	0	0	0	2	0	0	0	0	0	0	0	9-10	6-1	0	2.34	19
Totals		3	34.2	28	15	9	16	51	3	0	5	2	0	2	0	114-68	6-1	0	2.34	-

CAREER STATISTICS

Year	era	w-l	app	gs	cg	sho	sv	ip	h	r	er	bb	so	2b	3b	hr	bf	bavg	wp	hbp	bk	sfa	sha
2022	4.78	6-3	24	1	0	0/0	0	43.1	46	31	23	12	31	8	0	2	195	.264	5	3	0	3	3
2023	7.47	3-1	18	6	0	0/1	1	37.1	38	36	31	39	36	3	0	2	193	.257	4	4	0	1	1
2024	2.34	6-1	13	3	0	0/1	0	34.2	28	15	9	16	51	3	0	5	144	.222	2	2	0	0	0
TOTAL	4.92	15-5	55	10	0	0/2	1	115.1	112	82	63	67	118	14	0	9	532	.250	11	9	0	4	4



MAX KAUFER

SO. / C / MEDFORD, N.J.. / IMG ACADEMY / 6-0 / 210 / R-R

SEASON/CAREER HIGHS

4 vs. Wagner (2/25)	At-Bats	5 (2x) vs. Cal State Fullerton (6/2/23)
1 (4x) vs. PVAMU (3/20)	Hits	3 vs. Cal State Fullerton (6/2/23)
1 (2x) vs. Texas Southern (3/6)	Doubles	1 at Mississippi State (5/20/23)
N/A	Triples	N/A
1 vs. PVAMU (3/20)	Home Runs	1 (2x) vs. PVAMU (3/20/24)
2 vs. PVAMU (3/20)	RBI	3 (2x) vs. Cal State Fullerton (6/2/23)
2 vs. Air Force (4/16)	Runs Scored	2 vs. Air Force (4/16/24)
3 vs. McNeese (2/18)	Walks	3 (2x) at Mississippi State (5/18/23)
1 vs. Air Force (4/16)	Hit by Pitch	1 vs. Air Force (4/16/24)
N/A	Stolen Bases	1 (5x) at Mississippi State (5/18/23)

2024 GAME-BY-GAME STATS

Date	Opponent	Pos	AB	R	H	RBI	2B	3B	HR	BB	SB	CS	HBP	SAC	SF	GDP	K	PO	A	E	Avg
Feb 17	MCNEESE	*c	2	0	1	1	1	0	0	0	0	0	0	0	0	0	1	11	1	0	.500
Feb 18	MCNEESE	*c	1	0	0	0	0	0	0	3	0	0	0	0	0	0	1	7	0	0	.333
Feb 23	WAGNER	ph/d	1	0	0	0	0	0	0	0	0	0	0	0	0	0	0	0	0	0	.250
Feb 25	WAGNER	*c	4	1	1	1	0	0	0	1	0	0	0	0	0	0	0	13	0	0	.250
Mar 03	vs Arizona State	ph/c	2	0	0	0	0	0	0	0	0	0	0	0	0	0	1	6	0	0	.200
Mar 06	TEXAS SOUTHER	*c	2	0	1	0	1	0	0	0	0	0	0	0	0	0	0	8	0	0	.250
Mar 08	RHODE ISLAND	c	0	0	0	0	0	0	0	0	0	0	1	0	0	0	0	1	0	0	.250
Mar 10	RHODE ISLAND	c	2	0	0	0	0	0	0	0	0	0	0	0	0	0	1	1	2	1	.214
Mar 20	PRAIRIE VIEW A&	*c	2	1	1	2	0	0	1	1	0	0	0	0	0	0	0	8	0	0	.250
Mar 26	HOUSTON CHRIS	*c	1	1	0	0	0	0	0	1	0	0	1	0	0	0	0	6	0	0	.235
Apr 02	at Texas State	ph/c	0	0	0	0	0	0	0	1	0	0	0	0	0	0	0	3	0	0	.235
Apr 16	AIR FORCE	*c	2	2	1	0	0	0	0	0	0	0	1	1	0	0	0	7	0	0	.263
Totals		7gs	19	5	5	4	2	0	1	7	0	0	3	1	0	0	4	71	3	1	.263

CAREER STATISTICS

Year	avg	gp-gs	ab	r	h	2b	3b	hr	rbi	tb	slg%	bb	hbp	so	gdp	ob%	sf	sh	sb-att	po	a	e	fld%
2023	.183	46-36	104	15	19	1	0	1	12	23	.221	27	0	30	1	.343	3	0	5-5	321	30	3	.992
2024	.263	12-7	19	5	5	2	0	1	4	10	.526	7	3	4	0	.517	0	1	0-0	71	3	1	.987
TOTAL	.195	58-43	123	20	24	3	0	2	16	33	.268	34	3	34	1	.374	3	1	5-5	392	33	4	.991



RYAN TARGAC

SR. / UTIL / HALLETTSVILLE, TEXAS /HALLETSVILLE / 6-1 / 220 / S-R

SEASON/CAREER HIGHS

5 vs. Wagner (2/25)	At-Bats	6 (2x) vs. Texas Tech (3/5/23)
3 vs. Wagner (2/25)	Hits	4 vs. Kentucky (4/9/22)
1 (5x) vs. Air Force (4/16)	Doubles	1 (26x) vs. Air Force (4/16/24)
N/A	Triples	1 (5x) vs. Prairie View A&M (4/19/23)
1 vs. Wagner (2/25)	Home Runs	2 (4x) at Mississippi State (5/18/23)
5 vs. Wagner (2/25)	RBI	6 at Vanderbilt (4/30/22)
2 vs. McNeese (2/17)	Runs Scored	4 vs. Texas (6/19/22)
2 vs. McNeese (2/16)	Walks	3 (3x) at Mississippi State (5/19/23)
N/A	Hit by Pitch	2 (2x) vs. LSU (3/19/23)
1 vs. USC (3/2)	Stolen Bases	4 at LSU (3/19/22)

2024 GAME-BY-GAME STATS

Date	Opponent	Pos	AB	R	H	RBI	2B	3B	HR	BB	SB	CS	HBP	SAC	SF	GDP	K	PO	A	E	Avg
Feb 16	MCNEESE	*2b	2	0	0	0	0	0	0	2	0	0	0	0	0	0	0	1	0	0	.000
Feb 17	MCNEESE	*2b	4	2	1	0	1	0	0	0	0	0	0	0	0	0	0	0	3	0	.167
Feb 18	MCNEESE	*2b	3	1	0	0	0	0	0	1	0	0	0	0	0	1	2	0	4	1	.111
Feb 23	WAGNER	1b	1	1	0	1	0	0	0	1	0	0	0	0	0	0	1	2	0	0	.100
Feb 25	WAGNER	*1b	5	1	3	5	0	0	1	0	0	0	0	0	0	0	2	2	0	0	.267
Feb 27	LAMAR	*1b	3	1	1	0	0	0	0	0	0	0	0	0	0	0	0	3	1	0	.278
Mar 02	vs USC	*2b/1	3	0	0	1	0	0	0	1	1	0	0	0	1	0	2	5	2	0	.238
Mar 12	SAM HOUSTON	*dh	1	0	0	0	0	0	0	0	0	0	0	0	0	0	0	0	0	0	.227
Mar 15	at Florida	*dh	3	0	0	0	0	0	0	0	0	0	0	0	0	0	3	0	0	0	.200
Mar 21	MISSISSIPPI STA	ph/2	2	0	0	0	0	0	0	0	0	0	0	0	0	0	2	1	2	0	.185
Mar 23	MISSISSIPPI STA	*2b	3	0	0	0	0	0	0	0	0	0	0	0	0	0	0	0	1	0	.167
Mar 26	HOUSTON CHRIS	*2b	2	1	0	0	0	0	0	1	0	0	0	0	0	0	1	0	0	0	.156
Mar 28	AUBURN	*2b	3	1	0	0	0	0	0	1	0	0	0	0	0	0	2	2	1	0	.143
Mar 29	AUBURN	*2b	3	1	1	0	1	0	0	0	0	0	0	0	0	0	1	1	1	1	.158
Mar 30	AUBURN	*2b	4	0	2	1	1	0	0	0	0	0	0	0	0	0	0	1	1	0	.190
Apr 02	at Texas State	*2b/1	3	1	2	2	1	0	0	1	0	0	0	0	0	0	0	0	2	0	.222
Apr 05	at South Carolina	*2b	4	1	1	1	0	0	0	0	0	0	0	0	0	0	2	0	0	0	.224
Apr 07	at South Carolina	*2b	4	0	0	0	0	0	0	0	0	0	0	0	0	0	2	2	1	0	.208
Apr 16	AIR FORCE	ph/1	1	0	1	1	1	0	0	0	0	0	0	0	1	0	0	1	0	0	.222
Totals		16gs	54	11	12	12	5	0	1	8	1	0	0	0	2	1	20	22	19	2	.222

CAREER STATISTICS

Year	avg	gp-gs	ab	r	h	2b	3b	hr	rbi	tb	slg%	bb	hbp	so	gdp	ob%	sf	sh	sb-att	po	a	e	fld%
2021	.200	28-15	60	8	12	2	1	2	8	22	.367	10	3	23	0	.338	1	0	0-0	7	0	1	.875
2022	.294	62-59	211	46	62	9	2	15	58	120	.569	42	10	81	3	.430	2	0	12-16	77	138	13	.943
2023	.224	65-64	219	47	49	11	2	10	43	94	.429	43	10	78	6	.370	4	0	11-12	115	25	4	.972
2024	.222	21-16	54	11	12	5	0	1	12	20	.370	8	0	20	1	.313	2	0	1-1	22	19	2	.953
TOTAL	.248	176-154	544	112	135	27	5	28	121	256	.471	103	23	202	10	.384	9	0	24-29	221	182	20	.953



CADEN SORRELL

FR. / OF / HIGHLAND VILLAGE, TEXAS / FLOWER MOUND MARCUS / 6-3 /205 / L-L

SEASON/CAREER HIGHS

6 vs. No. 21 Auburn (3/30)	At-Bats	6 vs. No. 21 Auburn (3/30/24)
2 (3x) at No. 12 Alabama (4/19)	Hits	2 (3x) at No. 12 Alabama (4/19/24)
1 (4x) at No. 12 Alabama (4/20)	Doubles	1 (4x) at No. 12 Alabama (4/20/24)
1 (3x) vs. UTSA (4/9)	Triples	1 (3x) vs. UTSA (4/9/24)
2 at No. 12 Alabama (4/19)	Home Runs	2 at No. 12 Alabama (4/19/24)
5 at No. 12 Alabama (4/19)	RBI	5 at No. 12 Alabama (4/19/24)
2 (2x) at No. 12 Alabama (4/19)	Runs Scored	2 (2x) at No. 12 Alabama (4/19/24)
2 vs. Texas Southern (3/6)	Walks	2 vs. Texas Southern (3/6/24)
1 (2x) vs. No. 6 Vandy (4/13)	Hit by Pitch	1 (2x) vs. No. 6 Vandy (4/13/24)
1 (2x) at No. 22 South Carolina (4/5)	Stolen Bases	1 (2x) at No. 22 South Carolina (4/5/24)

2024 GAME-BY-GAME STATS

Date	Opponent	Pos	AB	R	H	RBI	2B	3B	HR	BB	SB	CS	HBP	SAC	SF	GDP	K	PO	A	E	Avg
Feb 16	MCNEESE	of/of	2	0	1	1	0	0	0	0	0	0	0	0	0	0	0	0	0	0	.500
Feb 18	MCNEESE	of	1	0	0	0	0	0	0	0	0	0	0	0	0	0	1	0	0	0	.333
Feb 20	INCARNATE WOR	ph	1	0	0	0	0	0	0	0	0	0	0	0	0	0	0	0	0	0	.250
Feb 23	WAGNER	of/of	0	1	0	1	0	0	0	1	0	0	0	0	0	0	0	1	0	0	.250
Feb 25	WAGNER	ph/of	1	1	1	2	0	0	0	0	0	0	0	0	0	0	0	1	0	0	.400
Mar 01	vs Arizona State	*of	4	1	1	1	0	0	1	0	0	0	0	0	0	0	1	3	0	0	.333
Mar 03	vs Arizona State	*of	3	0	1	0	1	0	0	0	0	0	0	0	0	0	2	2	0	0	.333
Mar 06	TEXAS SOUTHER	of	1	0	0	0	0	0	0	2	0	0	0	0	0	0	1	1	0	0	.308
Mar 08	RHODE ISLAND	of/of	1	1	1	0	0	1	0	0	0	0	0	0	0	0	0	1	0	0	.357
Mar 09	RHODE ISLAND	*of	4	0	0	0	0	0	0	0	0	0	0	0	0	0	3	1	0	0	.278
Mar 10	RHODE ISLAND	ph	0	0	0	1	0	0	0	1	0	0	0	0	0	0	0	0	0	0	.278
Mar 12	SAM HOUSTON	ph	0	1	0	0	0	0	0	1	0	0	0	0	0	0	0	0	0	0	.278
Mar 15	at Florida	ph	1	0	0	0	0	0	0	0	0	0	0	0	0	0	1	0	0	0	.263
Mar 17	at Florida	ph	1	0	0	0	0	0	0	0	0	0	0	0	0	0	1	0	0	0	.250
Mar 23	MISSISSIPPI STA	*of	3	2	2	1	1	0	1	0	0	0	0	0	0	0	0	4	0	0	.304
Mar 26	HOUSTON CHRIS	*of	5	0	1	0	0	0	0	0	0	0	0	0	0	0	1	1	0	0	.286
Mar 28	AUBURN	*of	3	1	1	0	1	0	0	1	0	0	0	0	0	0	1	1	0	0	.290
Mar 29	AUBURN	*of	5	1	1	3	0	0	1	0	0	0	0	0	0	0	2	0	0	0	.278
Mar 30	AUBURN	*of	6	0	1	2	0	0	0	0	1	0	0	0	0	0	3	3	0	0	.262
Apr 02	at Texas State	*of	3	1	1	1	0	1	0	1	0	0	0	0	0	0	2	1	0	0	.267
Apr 05	at South Carolina	*of	3	1	1	0	0	0	0	1	1	0	1	0	0	0	2	2	0	0	.271
Apr 06	at South Carolina	*of	3	0	1	0	0	0	0	1	0	0	0	0	0	0	0	2	1	0	.275
Apr 07	at South Carolina	*of	2	0	0	0	0	0	0	0	0	0	0	0	0	0	2	1	0	0	.264
Apr 09	UTSA	*of	3	0	1	1	0	1	0	1	0	0	0	0	0	1	0	1	0	0	.268
Apr 12	VANDERBILT	*of	4	1	2	1	0	0	0	0	0	0	0	0	0	0	0	0	0	0	.283
Apr 13	VANDERBILT	*of	2	1	0	1	0	0	0	0	0	0	1	0	1	0	0	1	0	0	.274
Apr 14	VANDERBILT	*of	3	1	1	0	0	0	0	1	0	0	0	0	0	0	1	0	0	0	.277
Apr 16	AIR FORCE	*of	5	0	0	1	0	0	0	0	0	0	0	0	0	0	0	1	0	0	.257
Apr 19	at Alabama	*of	5	2	2	5	0	0	2	0	0	0	0	0	0	0	1	2	0	0	.267
Apr 19	at Alabama-2	*of	5	1	1	1	0	0	0	0	0	0	0	0	0	0	1	4	0	0	.262
Apr 20	at Alabama	*of	3	1	1	1	1	0	0	0	0	0	0	0	1	0	2	0	0	0	.265
Totals		20gs	83	20	22	24	4	3	5	11	2	0	2	0	2	1	28	36	1	0	.265



ISAAC MORTON

FR. / RHP / BLAINE, MINN. / SPRING LAKE PARK / 6-3 / 190 / R-R

SEASON/CAREER HIGHS

2.2 vs. PVAMU (3/20)	IP	2.2 vs. PVAMU (3/20/24)
1 (6x) vs. UTSA (4/9)	H	1 (6x) vs. UTSA (4/9/24)
4 (2x) vs. PVAMU (3/20)	SO	4 (2x) vs. PVAMU (3/20/24)
3 vs. Sam Houston (3/12)	BB	3 vs. Sam Houston (3/12/24)

2024 GAME-BY-GAME STATS

Date	Opponent	GS	IP	H	R	ER	BB	SO	2B	3B	HR	WP	BK	HBP	IBB	Score	W-L	Sv	ERA	NP
Feb 16	MCNEESE		2.0	1	0	0	1	4	0	0	0	0	0	2	0	15-0	0-0	0	0.00	40
Feb 25	WAGNER		0.1	1	2	2	2	1	1	0	0	0	0	1	0	21-2	0-0	0	7.71	20
Mar 06	TEXAS SOUTHER	*	2.1	1	0	0	1	7	0	0	0	0	0	1	0	7-4	0-0	0	3.86	55
Mar 12	SAM HOUSTON	*	2.0	1	1	1	3	3	0	0	0	0	0	0	0	9-8	0-0	0	4.05	40
Mar 20	PRAIRIE VIEW A&		2.2	0	0	0	0	4	0	0	0	0	0	0	0	11-9	1-0	0	2.89	26
Mar 26	HOUSTON CHRIS		2.0	1	0	0	1	2	0	0	0	0	0	2	0	6-3	1-0	0	2.38	41
Apr 02	at Texas State		1.1	0	1	0	2	0	0	0	0	2	0	1	0	12-2	1-0	0	2.13	28
Apr 09	UTSA	*	1.0	1	4	1	2	1	0	0	0	0	0	1	0	6-5	1-0	0	2.63	26
Totals		3	13.2	6	8	4	12	22	1	0	0	2	0	8	0	87-33	1-0	0	2.63	-



ELDRIDGE ARMSTRONG III

JR. / RHP / SIMI VALLEY, CALIF. / MONTE VISTA ACADEMY / 6-2 / 205 / R-R

SEASON/CAREER HIGHS

1.0 vs. Rhode Island (3/8)	IP	1.0 vs. Rhode Island (3/8)
3 vs. Sam Houston (3/12)	H	3 vs. Sam Houston (3/12/24)
1 (2x) vs. Sam Houston (3/12)	SO	1 (2x) vs. Sam Houston (3/12/24)
N/A	BB	N/A

2024 GAME-BY-GAME STATS

Date	Opponent	GS	IP	H	R	ER	BB	SO	2B	3B	HR	WP	BK	HBP	IBB	Score	W-L	Sv	ERA	NP
Mar 08	RHODE ISLAND		1.0	0	0	0	0	1	0	0	0	0	0	0	0	11-0	0-0	0	0.00	10
Mar 12	SAM HOUSTON		0.1	3	3	3	0	1	0	0	0	0	0	0	0	9-8	0-0	0	20.25	14
Totals		0	1.1	3	3	3	0	2	0	0	0	0	0	0	0	20-8	0-0	0	20.25	-



JACE LAVIOLETTE

SO. / OF / KATY, TEXAS / TOMPKINS / 6-6 /230 / L-L

SEASON/CAREER HIGHS

6 vs. Air Force (4/16)	At-Bats	7 vs. Texas Tech (3/5/23)
4 vs. Air Force (4/16)	Hits	4 vs. Air Force (4/16/24)
2 (2x) at No. 12 Alabama (4/19)	Doubles	2 (3x) at No. 12 Alabama (4/19/24)
1 (3x) vs. Air Force (4/16)	Triples	1 (5x) vs. Air Force (4/16/24)
2 (6x) vs. Air Force (4/16)	Home Runs	3 at Mississippi State (5/19/23)
6 vs. No. 6 Vandy (4/12)	RBI	6 (2x) vs. No. 6 Vandy (4/12/24)
4 vs. Air Force (4/16)	Runs Scored	4 vs. Air Force (4/16/24)
3 (3x) at No. 22 South Carolina (4/5)	Walks	4 at Mississippi State (5/18/23)
1 (6x) vs. No. 6 Vandy (4/13)	Hit by Pitch	1 (10x) vs. No. 6 Vandy (4/13)
1 (3x) at No. 22 South Carolina (4/6)	Stolen Bases	2 (5x) vs. Tennessee (5/23/23)

2024 GAME-BY-GAME STATS

Date	Opponent	Pos	AB	R	H	RBI	2B	3B	HR	BB	SB	CS	HBP	SAC	SF	GDP	K	PO	A	E	Avg
Feb 16	MCNEESE	*of	5	2	2	4	0	0	2	0	0	0	0	0	0	0	2	2	0	0	.400
Feb 17	MCNEESE	*of/of	3	0	0	1	0	0	0	1	0	0	0	0	0	0	1	0	0	0	.250
Feb 18	MCNEESE	*of	4	2	2	4	0	0	1	1	0	0	0	0	0	0	2	3	0	0	.333
Feb 20	INCARNATE WOR	*of/of	5	2	2	2	0	0	2	0	0	0	0	0	0	0	2	4	0	0	.353
Feb 23	WAGNER	*of	3	2	2	0	1	0	0	1	0	0	0	0	0	0	0	0	0	0	.400
Feb 24	WAGNER	*of/of	2	1	1	0	0	0	0	1	0	0	1	0	0	0	1	2	0	0	.409
Feb 25	WAGNER	*of	4	0	1	4	0	1	0	0	0	0	0	0	0	0	0	2	0	0	.385
Feb 27	LAMAR	*of	4	3	3	3	1	0	1	0	0	0	0	0	0	0	0	2	0	0	.433
Mar 01	vs Arizona State	*of/of	2	1	0	0	0	0	0	2	0	0	0	0	0	0	0	1	0	0	.406
Mar 02	vs USC	*of	4	1	1	1	0	1	0	2	1	0	0	0	0	0	1	2	0	0	.389
Mar 03	vs Arizona State	*of/of	3	1	1	2	0	0	0	2	1	0	0	0	0	0	0	2	0	0	.385
Mar 05	at Texas	*of/of	3	3	1	0	0	0	0	1	0	0	1	0	0	0	1	3	0	0	.381
Mar 06	TEXAS SOUTHER	*of	3	1	0	0	0	0	0	1	0	0	1	0	0	0	2	1	0	0	.356
Mar 08	RHODE ISLAND	*of	2	2	1	1	0	0	1	2	0	0	0	0	0	0	1	2	0	0	.362
Mar 09	RHODE ISLAND	*of	2	2	0	0	0	0	0	3	0	0	0	0	0	0	2	2	0	0	.347
Mar 10	RHODE ISLAND	*of	4	2	0	1	0	0	0	2	0	0	1	0	0	0	1	4	0	0	.321
Mar 12	SAM HOUSTON	*of	5	3	3	2	1	0	2	0	0	0	0	0	0	0	0	0	0	0	.345
Mar 15	at Florida	*of	4	0	1	0	0	0	0	0	0	0	0	0	0	0	2	2	0	0	.339
Mar 16	at Florida	*of	3	2	1	1	0	0	1	1	0	0	1	0	0	0	0	3	0	0	.338
Mar 17	at Florida	*of	4	1	1	0	0	0	0	1	0	1	0	0	0	0	2	5	0	0	.333
Mar 20	PRAIRIE VIEW A&	*of	5	2	2	3	0	0	2	1	0	0	0	0	0	0	0	0	0	0	.338
Mar 21	MISSISSIPPI STA	*of	4	0	0	0	0	0	0	0	0	0	0	0	0	0	1	3	0	0	.321
Mar 22	MISSISSIPPI STA	*of	4	0	0	0	0	0	0	0	0	0	0	0	0	0	0	2	0	0	.305
Mar 23	MISSISSIPPI STA	*of	4	1	2	0	2	0	0	0	0	1	0	0	0	0	2	1	0	0	.314
Mar 26	HOUSTON CHRIS	*of	3	1	1	0	0	0	0	2	0	0	0	0	0	0	0	5	0	0	.315
Mar 28	AUBURN	*of	4	2	2	1	1	0	0	1	0	0	0	0	0	0	2	4	0	0	.323
Mar 29	AUBURN	*of	5	1	1	2	0	0	1	0	0	0	0	0	0	0	1	2	0	0	.316
Mar 30	AUBURN	*of	4	2	0	0	0	0	0	3	0	0	0	0	0	1	2	5	1	0	.304
Apr 02	at Texas State	*of	4	1	0	0	0	0	0	1	0	0	0	0	0	0	2	3	0	0	.292
Apr 05	at South Carolina	*of	3	2	1	0	1	0	0	3	0	0	0	0	0	0	1	4	0	0	.294
Apr 06	at South Carolina	*of	4	3	2	0	0	0	0	1	1	0	0	0	0	0	1	1	0	0	.301
Apr 07	at South Carolina	*of/of	5	1	1	1	0	0	1	0	0	0	0	0	0	0	1	2	0	0	.297
Apr 09	UTSA	*of	5	0	1	0	1	0	0	0	0	0	0	0	0	0	2	2	0	0	.293
Apr 12	VANDERBILT	*of	3	2	2	6	0	0	2	0	0	0	0	0	1	0	0	5	0	0	.302
Apr 13	VANDERBILT	*of	2	2	0	0	0	0	0	2	0	0	1	0	0	0	0	3	0	0	.297
Apr 14	VANDERBILT	*of	4	1	2	2	1	0	0	0	0	0	0	0	1	0	1	2	0	0	.303
Apr 16	AIR FORCE	*of	6	4	4	5	0	1	2	0	0	0	0	0	0	0	0	3	0	0	.319
Apr 19	at Alabama	*of	5	2	2	0	2	0	0	1	0	0	0	0	0	0	1	4	0	0	.322
Apr 19	at Alabama-2	*of	5	3	2	4	0	0	1	1	0	0	0	0	0	0	1	4	0	0	.324
Apr 20	at Alabama	*of	4	1	1	3	0	0	1	0	0	0	0	0	1	0	2	5	0	0	.322
Totals		40gs	152	62	49	53	11	3	20	37	3	2	6	0	3	1	40	102	1	0	.322

CAREER STATISTICS

Year	avg	gp-gs	ab	r	h	2b	3b	hr	rbi	tb	slg%	bb	hbp	so	gdp	ob%	sf	sh	sb-att	po	a	e	fld%
2023	.283	61-61	212	47	60	10	2	19	59	131	.618	45	4	70	2	.410	5	0	18-22	93	1	1	.989
2024	.322	40-40	152	62	49	11	3	20	53	126	.829	37	6	40	1	.465	3	0	3-5	102	1	0	1.000
TOTAL	.299	101-101	364	109	109	21	5	39	112	257	.706	82	10	110	3	.433	8	0	21-27	195	2	1	.995



RYAN PRAGER

RSO. / LHP / DALLAS, TEXAS / HILLCREST / 6-3 / 200 / L-L

SEASON/CAREER HIGHS

7.0 (2x) vs. No. 6 Vandy (4/12)	IP	7.0 (2x) vs. No. 6 Vandy (4/12/24)
7 (2x) at No. 12 Alabama (4/19)	H	7 (3x) at No. 12 Alabama (4/19/24)
13 vs. Rhode Island (3/8)	SO	13 vs. Rhode Island (3/8/24)
2 (2x) at No. 12 Alabama (4/19)	BB	3 (4x) vs. Florida (5/28/22)

2024 GAME-BY-GAME STATS

Date	Opponent	GS	IP	H	R	ER	BB	SO	2B	3B	HR	WP	BK	HBP	IBB	Score	W-L	Sv	ERA	NP
Feb 16	MCNEESE	*	5.0	1	0	0	0	9	0	0	0	0	0	1	0	15-0	1-0	0	0.00	58
Feb 23	WAGNER	*	6.2	6	0	0	1	10	1	0	0	0	0	0	0	17-2	2-0	0	0.00	85
Mar 01	vs Arizona State	*	5.0	1	0	0	2	8	1	0	0	0	0	0	0	4-0	3-0	0	0.00	80
Mar 08	RHODE ISLAND	*	7.0	1	0	0	0	13	0	0	0	0	0	0	0	11-0	4-0	0	0.00	92
Mar 15	at Florida	*	2.1	7	6	6	0	1	1	0	3	0	0	1	0	6-8	4-0	0	2.08	54
Mar 21	MISSISSIPPI STA	*	6.1	4	2	0	1	8	0	0	0	1	0	0	0	6-3	5-0	0	1.67	91
Mar 28	AUBURN	*	4.1	5	3	3	1	2	2	0	1	0	0	0	0	9-7	5-0	0	2.21	72
Apr 05	at South Carolina	*	6.1	4	2	2	0	12	1	0	1	0	0	1	0	9-2	6-0	0	2.30	107
Apr 12	VANDERBILT	*	7.0	4	0	0	0	10	0	0	0	0	0	0	0	15-0	7-0	0	1.98	93
Apr 19	at Alabama	*	3.0	7	4	4	2	1	2	0	1	0	0	0	0	10-5	7-0	0	2.55	66
Totals		10	53.0	40	17	15	7	74	8	0	6	1	0	3	0	102-27	7-0	0	2.55	-

CAREER STATISTICS

Year	era	w-l	app	gs	cg	sho	sv	ip	h	r	er	bb	so	2b	3b	hr	bf	bavg	wp	hbp	bk	sfa	sha
2022	4.92	1-3	16	15	0	0/0	0	56.2	56	37	31	24	49	9	1	6	255	.259	6	7	0	3	5
2024	2.55	7-0	10	10	1	1/3	0	53.0	40	17	15	7	74	8	0	6	208	.203	1	3	0	0	1
TOTAL	3.78	8-3	26	25	1	1/3	0	109.2	96	54	46	31	123	17	1	12	463	.232	7	10	0	3	6



TROY WANSING

JR. / LHP / KANSAS CITY, MO. / PURDUE / 6-4 /225 / L-L

SEASON/CAREER HIGHS

0.2 vs. UTSA (4/9)	IP	8.0 vs. Tennessee (5/23/23)
1 vs. UTSA (4/9)	H	9 at Kentucky (4/22/23)
N/A	SO	10 vs. Northern Kentucky (3/11/23)
N/A	BB	6 (2x) at Arkansas (4/27/23)

2024 GAME-BY-GAME STATS

Date	Opponent	GS	IP	H	R	ER	BB	SO	2B	3B	HR	WP	BK	HBP	IBB	Score	W-L	Sv	ERA	NP
Apr 09	UTSA		0.2	1	1	1	0	0	0	0	0	0	0	1	0	6-5	0-0	0	13.50	13
Totals		0	0.2	1	1	1	0	0	0	0	0	0	0	1	0	6-5	0-0	0	13.50	-

CAREER STATISTICS

Year	era	w-l	app	gs	cg	sho	sv	ip	h	r	er	bb	so	2b	3b	hr	bf	bavg	wp	hbp	bk	sfa	sha
2023	5.50	3-4	18	14	0	0/1	2	52.1	53	33	32	33	72	9	0	5	246	.262	4	6	0	0	5
2024	13.50	0-0	1	0	0	0/0	0	0.2	1	1	1	0	0	0	0	0	4	.500	0	1	0	0	1
TOTAL	5.60	3-4	19	14	0	0/1	2	53.0	54	34	33	33	72	9	0	5	250	.265	4	7	0	0	6



JACKSON APPEL

SR. / C / HOUSTON, TEXAS / PENN / 6-0 / 200 / S-R

SEASON/CAREER HIGHS

7 vs. No. 21 Auburn (3/30)	At-Bats	7 vs. No. 21 Auburn (3/30/24)
3 (2x) vs. UTSA (4/9)	Hits	3 (2x) vs. UTSA (4/9/24)
1 (9x) at No. 12 Alabama (4/19)	Doubles	1 (9x) at No. 12 Alabama (4/19/24)
1 at No. 8 Florida (3/16)	Triples	1 at No. 8 Florida (3/16/24)
3 vs. UTSA (4/9)	Home Runs	3 vs. UTSA (4/9/24)
4 vs. UTSA (4/9)	RBI	4 vs. UTSA (4/9/24)
3 vs. UTSA (4/9)	Runs Scored	3 vs. UTSA (4/9/24)
3 vs. USC (3/2)	Walks	3 vs. USC (3/2/24)
2 vs. Rhode Island (3/10)	Hit by Pitch	2 vs. Rhode Island (3/10/24)
3 at No. 22 South Carolina (4/6)	Stolen Bases	3 at No. 22 South Carolina (4/6/24)

2024 GAME-BY-GAME STATS

Date	Opponent	Pos	AB	R	H	RBI	2B	3B	HR	BB	SB	CS	HBP	SAC	SF	GDP	K	PO	A	E	Avg
Feb 16	MCNEESE	*c	4	1	0	0	0	0	0	1	0	0	0	0	0	0	0	12	0	0	.000
Feb 17	MCNEESE	ph/c	0	1	0	0	0	0	0	2	0	0	0	0	0	0	0	3	0	0	.000
Feb 20	INCARNATE WOR	*c	4	1	2	0	1	0	0	0	0	0	0	0	0	0	0	10	2	0	.250
Feb 23	WAGNER	*c	4	1	1	0	0	0	0	0	1	0	0	0	0	0	0	7	3	0	.250
Feb 24	WAGNER	c	0	0	0	0	0	0	0	0	1	0	1	0	0	0	0	4	0	0	.250
Feb 27	LAMAR	*c	3	1	2	3	0	0	1	0	0	0	0	0	0	0	0	6	0	0	.333
Mar 01	vs Arizona State	*c	3	0	0	0	0	0	0	1	0	0	0	0	0	0	1	11	1	0	.278
Mar 02	vs USC	*c	2	0	2	1	1	0	0	3	0	0	0	0	0	0	0	10	0	0	.350
Mar 05	at Texas	*c	5	1	3	2	0	0	1	0	0	0	0	0	0	0	0	12	0	0	.400
Mar 06	TEXAS SOUTHER	pr/c	1	1	1	0	0	0	0	1	0	0	0	0	0	0	0	8	0	0	.423
Mar 08	RHODE ISLAND	*c	3	0	0	0	0	0	0	1	0	0	0	0	0	0	0	13	0	0	.379
Mar 09	RHODE ISLAND	*c	4	0	0	0	0	0	0	0	0	0	0	0	0	0	1	17	1	0	.333
Mar 10	RHODE ISLAND	*dh/c	3	0	1	2	0	0	0	1	1	0	2	0	0	0	0	3	0	0	.333
Mar 12	SAM HOUSTON	*c	3	0	1	1	0	0	0	1	0	0	1	0	0	0	1	12	0	0	.333
Mar 15	at Florida	*c	3	1	2	1	0	0	1	0	0	0	1	0	0	0	1	11	0	0	.357
Mar 16	at Florida	*c	3	0	2	1	0	1	0	2	0	0	0	0	0	0	0	12	1	0	.378
Mar 17	at Florida	*c	2	0	0	0	0	0	0	2	0	1	0	0	0	0	0	6	0	0	.362
Mar 20	PRAIRIE VIEW A&	ph/c	1	1	1	1	1	0	0	1	0	0	0	0	0	0	0	4	0	0	.375
Mar 21	MISSISSIPPI STA	*c	3	0	1	0	0	0	0	0	0	0	0	0	0	0	1	11	0	0	.373
Mar 22	MISSISSIPPI STA	*c	4	1	1	0	1	0	0	0	0	0	0	0	0	1	0	7	0	0	.364
Mar 23	MISSISSIPPI STA	*c	4	1	2	0	1	0	0	0	0	0	0	0	0	0	0	14	0	0	.373
Mar 26	HOUSTON CHRIS	c	0	1	0	0	0	0	0	1	1	0	0	0	0	0	0	5	0	0	.373
Mar 28	AUBURN	*c	3	0	0	2	0	0	0	0	0	0	1	0	1	0	0	8	2	0	.355
Mar 29	AUBURN	*c	5	1	2	0	1	0	0	0	0	0	0	0	0	0	3	14	0	0	.358
Mar 30	AUBURN	*c	7	1	1	1	0	0	0	0	0	0	0	0	0	0	1	10	0	0	.338
Apr 02	at Texas State	*c	4	2	2	0	1	0	0	0	0	0	0	0	0	0	1	3	0	0	.346
Apr 05	at South Carolina	*c	5	2	2	1	1	0	0	0	1	0	0	0	0	0	1	17	0	0	.349
Apr 06	at South Carolina	*c	4	2	1	1	0	0	0	0	3	0	0	0	0	0	0	14	0	0	.345
Apr 07	at South Carolina	*c	4	1	1	0	0	0	0	0	0	0	0	0	0	0	0	8	1	0	.341
Apr 09	UTSA	*c	4	3	3	4	0	0	3	1	0	0	0	0	0	0	0	13	0	0	.358
Apr 12	VANDERBILT	*c	4	1	2	0	1	0	0	0	0	0	0	0	0	0	0	10	0	0	.364
Apr 13	VANDERBILT	*c	5	1	2	2	0	0	0	0	0	0	0	0	0	0	1	8	0	0	.365
Apr 14	VANDERBILT	*c	5	0	1	0	0	0	0	0	1	1	0	0	0	1	1	12	1	1	.358
Apr 19	at Alabama	*c	5	2	2	2	1	0	1	0	0	0	0	0	0	0	1	8	0	0	.360
Apr 19	at Alabama-2	*c	5	1	3	1	0	0	0	1	0	0	0	0	0	0	0	3	0	0	.370
Apr 20	at Alabama	*c	5	0	1	0	0	0	0	0	0	0	0	0	0	0	1	8	0	0	.363
Totals		31gs	124	30	45	26	10	1	7	19	9	2	6	0	1	2	15	334	12	1	.363



WESTON MOSS

FR. / RHP / SPRING, TEXAS / MONTGOMERY LAKE CREEK / 6-4 /190 / R-R

SEASON/CAREER HIGHS

2.1 vs. No. 21 Miss. State (3/22)	IP	2.1 vs. No. 21 Miss. State (3/22/24)
3 (2x) vs. No. 21 Auburn (3/29)	H	3 (2x) vs. No. 21 Auburn (3/29/24)
4 vs. No. 21 Auburn (3/30)	SO	4 vs. No. 21 Auburn (3/30/24)
3 at No. 22 South Carolina (4/7)	BB	3 at No. 22 South Carolina (4/7/24)

2024 GAME-BY-GAME STATS

Date	Opponent	GS	IP	H	R	ER	BB	SO	2B	3B	HR	WP	BK	HBP	IBB	Score	W-L	Sv	ERA	NP
Feb 20	INCARNATE WOR		1.0	1	1	1	0	1	1	0	0	0	0	0	0	9-3	0-0	0	9.00	13
Feb 27	LAMAR		1.0	0	0	0	0	0	0	0	0	0	0	0	0	13-2	1-0	0	4.50	8
Mar 02	vs USC		2.0	3	1	1	0	3	1	0	0	0	0	0	0	9-3	2-0	0	4.50	33
Mar 06	TEXAS SOUTHER		1.0	2	2	2	0	1	0	0	1	0	0	0	0	7-4	2-0	0	7.20	16
Mar 10	RHODE ISLAND		0.0	0	3	2	1	0	0	0	0	0	0	1	0	12-11	2-0	0	10.80	10
Mar 15	at Florida		1.0	0	0	0	0	0	0	0	0	0	0	0	0	6-8	2-0	0	9.00	8
Mar 22	MISSISSIPPI STA		2.1	2	0	0	2	2	0	0	0	1	0	0	0	1-5	2-0	0	6.48	39
Mar 29	AUBURN		0.0	3	1	1	0	0	1	0	0	0	0	0	0	12-8	2-0	0	7.56	12
Mar 30	AUBURN		2.0	1	0	0	0	4	0	0	0	0	0	0	0	10-9	3-0	0	6.10	32
Apr 07	at South Carolina		2.0	1	0	0	3	1	0	0	0	1	0	0	0	5-6	3-0	0	5.11	48
Apr 16	AIR FORCE	*	1.2	2	1	1	0	3	0	0	1	0	0	0	0	15-5	3-0	0	5.14	39
Apr 19	at Alabama-2		1.0	0	0	0	1	0	0	0	0	0	0	0	0	18-9	3-0	0	4.80	15
Totals		1	15.0	15	9	8	7	15	3	0	2	2	0	1	0	117-73	3-0	0	4.80	-



TANNER JONES

JR. / RHP / THORSBY, ALA. / JACKSONVILLE STATE / 6-2 / 195 / R-R

SEASON/CAREER HIGHS

7.1 vs. No. 6 Vandy (4/13)	IP	7.1 vs. No. 6 Vandy (4/13/24)
5 (2x) at No. 22 South Carolina (4/6)	H	5 (2x) at No. 22 South Carolina (4/6/24)
8 vs. Rhode Island (3/9)	SO	8 vs. Rhode Island (3/9/24)
2 (3x) vs. No. 21 Auburn (3/29)	BB	2 (3x) vs. No. 21 Auburn (3/29/24)

2024 GAME-BY-GAME STATS

Date	Opponent	GS	IP	H	R	ER	BB	SO	2B	3B	HR	WP	BK	HBP	IBB	Score	W-L	Sv	ERA	NP
Feb 25	WAGNER	*	2.0	0	0	0	0	3	0	0	0	0	0	0	0	21-2	1-0	0	0.00	21
Mar 02	vs USC	*	3.0	1	1	1	1	3	1	0	0	0	0	2	0	9-3	1-0	0	1.80	50
Mar 09	RHODE ISLAND	*	4.0	4	0	0	2	8	2	0	0	0	0	0	0	6-0	1-0	0	1.00	79
Mar 16	at Florida	*	2.1	5	5	5	2	2	1	0	1	0	0	1	0	10-6	1-0	0	4.76	50
Mar 22	MISSISSIPPI STA	*	4.0	5	2	2	1	2	0	0	0	0	0	2	0	1-5	1-1	0	4.70	72
Mar 29	AUBURN	*	5.0	4	3	3	2	5	0	0	1	0	0	0	0	12-8	2-1	0	4.87	80
Apr 06	at South Carolina	*	2.2	5	2	2	1	5	0	0	0	0	0	0	0	6-3	2-1	0	5.09	69
Apr 13	VANDERBILT	*	7.1	6	0	0	1	5	1	0	0	0	0	0	0	9-0	3-1	0	3.86	91
Apr 19	at Alabama-2	*	4.1	7	6	5	0	1	0	0	2	0	0	1	0	18-9	3-1	0	4.67	88
Totals		9	34.2	37	19	18	10	34	5	0	4	0	0	6	0	92-36	3-1	0	4.67	-



TED BURTON

SR. / INF / HUNTINGTON BEACH, CALIF. / 6-3 / 200 / R-R

SEASON/CAREER HIGHS

6 at No. 12 Alabama (4/19)	At-Bats	6 at No. 12 Alabama (4/19/24)
3 (4x) vs. No. 21 Auburn (3/29)	Hits	3 (4x) vs. No. 21 Auburn (3/29/24)
1 (7x) at No. 12 Alabama (4/19)	Doubles	1 (7x) at No. 12 Alabama (4/19/24)
1 vs. McNeese (2/16)	Triples	1 vs. McNeese (2/16/24)
1 (3x) vs. No. 6 Vandy (4/12)	Home Runs	1 (3x) vs. No. 6 Vandy (4/12/24)
3 vs. McNeese (2/16)	RBI	3 vs. McNeese (2/16/24)
2 (7x) at No. 12 Alabama (4/19)	Runs Scored	2 (7x) at No. 12 Alabama (4/19/24)
3 (3x) vs. Houston Christian (3/26)	Walks	3 (3x) vs. Houston Christian (3/26/24)
1 (4x) vs. No. 6 Vandy (4/13)	Hit by Pitch	1 (4x) vs. No. 6 Vandy (4/13)
2 vs. Rhode Island (3/9)	Stolen Bases	2 vs. Rhode Island (3/9/24)

2024 GAME-BY-GAME STATS

Date	Opponent	Pos	AB	R	H	RBI	2B	3B	HR	BB	SB	CS	HBP	SAC	SF	GDP	K	PO	A	E	Avg
Feb 16	MCNEESE	*dh	4	1	3	3	1	1	0	1	0	0	0	0	0	0	1	0	0	0	.750
Feb 17	MCNEESE	*dh	3	0	1	0	0	0	0	0	0	0	0	0	0	0	1	0	0	0	.571
Feb 20	INCARNATE WOR	*dh	3	1	1	2	0	0	1	0	0	0	1	0	0	0	0	0	0	0	.500
Feb 23	WAGNER	*dh	1	2	1	0	0	0	0	3	0	0	0	0	0	0	0	0	0	0	.545
Feb 24	WAGNER	*dh	4	0	0	0	0	0	0	0	0	0	0	0	0	0	1	0	0	0	.400
Feb 25	WAGNER	*dh	1	1	0	0	0	0	0	1	0	0	1	0	0	0	0	0	0	0	.375
Feb 27	LAMAR	*dh	4	2	3	2	1	0	1	0	0	0	0	0	0	0	1	0	0	0	.450
Mar 01	vs Arizona State	*1b	3	0	0	0	0	0	0	1	1	0	0	0	0	0	3	9	0	0	.391
Mar 02	vs USC	*dh	4	0	1	1	0	0	0	1	0	0	0	0	0	0	2	0	0	0	.370
Mar 03	vs Arizona State	*1b	3	1	2	0	0	0	0	2	0	0	0	0	0	0	0	9	1	0	.400
Mar 05	at Texas	*1b	4	0	0	1	0	0	0	0	0	0	0	0	1	0	3	5	0	0	.353
Mar 06	TEXAS SOUTHER	*1b	3	0	0	0	0	0	0	1	0	0	1	0	0	0	0	6	1	0	.324
Mar 08	RHODE ISLAND	*1b	3	1	2	1	1	0	0	1	1	0	0	0	0	0	0	4	0	0	.350
Mar 09	RHODE ISLAND	*1b	3	0	1	1	0	0	0	0	2	0	1	0	0	0	0	5	0	0	.349
Mar 10	RHODE ISLAND	*1b	5	2	3	3	1	0	1	1	0	0	0	0	0	0	0	5	0	0	.375
Mar 12	SAM HOUSTON	*1b	2	1	0	0	0	0	0	1	0	0	0	0	0	0	1	3	1	0	.360
Mar 15	at Florida	*1b	3	1	1	0	0	0	0	1	0	0	0	0	0	0	0	6	1	0	.358
Mar 16	at Florida	*1b	3	2	0	0	0	0	0	2	0	0	0	0	0	0	2	6	0	0	.339
Mar 17	at Florida	*1b	4	0	0	0	0	0	0	1	0	0	0	0	0	0	2	9	1	0	.317
Mar 20	PRAIRIE VIEW A&	*1b	2	1	1	0	0	0	0	3	1	0	0	0	0	0	0	7	4	0	.323
Mar 21	MISSISSIPPI STA	*1b	3	1	1	0	0	0	0	0	0	0	0	0	0	1	1	8	0	0	.323
Mar 22	MISSISSIPPI STA	*1b	2	0	1	0	0	0	0	2	0	0	0	0	0	0	0	8	1	0	.328
Mar 23	MISSISSIPPI STA	*1b	4	0	0	0	0	0	0	0	0	0	0	0	0	0	1	5	0	0	.310
Mar 26	HOUSTON CHRIS	*1b	2	1	0	1	0	0	0	3	1	0	0	0	0	0	1	4	0	0	.301
Mar 28	AUBURN	*1b	4	0	0	1	0	0	0	1	1	0	0	0	0	0	2	6	0	0	.286
Mar 29	AUBURN	*1b	5	0	3	1	1	0	0	0	0	0	0	0	0	0	0	7	0	0	.305
Mar 30	AUBURN	*1b	5	1	3	2	0	0	0	2	0	0	0	0	0	0	1	9	1	0	.322
Apr 02	at Texas State	*1b	2	2	0	0	0	0	0	1	0	0	1	0	0	0	0	5	1	0	.315
Apr 05	at South Carolina	*1b	3	1	1	1	0	0	0	2	0	1	0	0	0	0	1	3	0	0	.315
Apr 06	at South Carolina	*1b	4	0	0	1	0	0	0	1	1	0	0	0	0	0	2	7	0	0	.302
Apr 07	at South Carolina	*1b	3	1	2	0	0	0	0	1	1	0	0	0	0	0	0	4	0	0	.313
Apr 09	UTSA	*1b	3	1	0	0	0	0	0	1	0	0	0	0	0	0	0	6	2	0	.304
Apr 12	VANDERBILT	*1b	4	2	2	2	1	0	1	0	0	0	0	0	0	0	1	3	0	0	.311
Apr 13	VANDERBILT	*1b	3	0	0	0	0	0	0	0	0	0	1	0	0	0	1	9	0	0	.303
Apr 14	VANDERBILT	*1b	3	1	0	0	0	0	0	1	0	0	0	0	0	0	1	7	0	0	.295
Apr 16	AIR FORCE	*1b	3	1	2	2	0	0	0	1	0	0	0	0	0	0	0	4	1	0	.304
Apr 19	at Alabama	*1b	5	0	1	0	1	0	0	0	0	0	0	0	0	0	3	7	1	0	.300
Apr 19	at Alabama-2	*1b	6	2	1	0	0	0	0	0	0	0	0	0	0	0	2	11	1	0	.294
Apr 20	at Alabama	*1b	4	1	1	0	0	0	0	1	0	0	0	0	0	0	0	7	0	0	.292
Totals		39gs	130	31	38	25	7	1	4	37	9	1	6	0	1	1	34	194	17	0	.292



BRETT ANTOLICK

FR. / RHP / CONYGHAM, PA. / HAZELTON AREA / 6-3 / 205 / R-R

SEASON/CAREER HIGHS

1.0 (3x) vs. PVAMU (3/20)	IP	1.0 (3x) vs. PVAMU (3/20/24)
3 vs. PVAMU (3/20)	H	3 vs. PVAMU (3/20/24)
1 vs. Wagner (2/23)	SO	1 vs. Wagner (2/23/24)
1 vs. PVAMU (3/20)	BB	1 vs. PVAMU (3/20/24)

2024 GAME-BY-GAME STATS

Date	Opponent	GS	IP	H	R	ER	BB	SO	2B	3B	HR	WP	BK	HBP	IBB	Score	W-L	Sv	ERA	NP
Feb 23	WAGNER		1.0	1	1	0	0	1	0	0	0	0	0	0	0	17-2	0-0	0	0.00	18
Mar 08	RHODE ISLAND		1.0	1	0	0	0	0	0	0	0	0	0	0	0	11-0	0-0	0	0.00	11
Mar 20	PRAIRIE VIEW A&		1.0	3	2	2	1	0	0	0	1	0	0	0	0	11-9	0-0	0	6.00	25
Totals		0	3.0	5	3	2	1	1	0	0	1	0	0	0	0	39-11	0-0	0	6.00	-



KAIDEN WILSON

FR. / LHP / RAYMORE, MO. / RAYMORE-PECULIAR / 6-2 / 200 / L-L

SEASON/CAREER HIGHS

1.0 (2x) vs. Air Force (4/16)	IP	1.0 (2x) vs. Air Force (4/16/24)
3 at No. 12 Alabama (4/20)	H	3 at No. 12 Alabama (4/20/24)
2 vs. Wagner (2/23)	SO	2 vs. Wagner (2/23/24)
1 (2x) at No. 12 Alabama (4/20)	BB	1 (2x) at No. 12 Alabama (4/20/24)

2024 GAME-BY-GAME STATS

Date	Opponent	GS	IP	H	R	ER	BB	SO	2B	3B	HR	WP	BK	HBP	IBB	Score	W-L	Sv	ERA	NP
Feb 23	WAGNER		1.0	1	1	1	1	2	0	0	0	0	0	2	0	17-2	0-0	0	9.00	20
Apr 16	AIR FORCE		1.0	2	1	1	0	1	0	0	1	0	0	0	0	15-5	0-0	0	9.00	16
Apr 20	at Alabama		0.2	3	2	2	1	1	0	0	0	0	0	0	0	9-10	0-1	0	13.50	20
Totals		0	2.2	6	4	4	2	4	0	0	1	0	0	2	0	41-17	0-1	0	13.50	-



BRAD RUDIS

JR. / RHP / MADISONVILLE, TEXAS / MAIDSONVILLE / 6-0 / 195 / R-R

SEASON/CAREER HIGHS

3.0 vs. Rhode Island (3/9)	IP	5.0 vs. Arkansas (4/24/22)
3 (2x) at No. 12 Alabama (4/19)	H	7 vs. Arkansas (4/24/22)
5 vs. No. 21 Auburn (3/29)	SO	5 (2x) vs. No. 21 Auburn (3/29/24)
3 vs. PVAMU (3/20)	BB	3 (2x) vs. PVAMU (3/20/24)

2024 GAME-BY-GAME STATS

Date	Opponent	GS	IP	H	R	ER	BB	SO	2B	3B	HR	WP	BK	HBP	IBB	Score	W-L	Sv	ERA	NP
Feb 16	MCNEESE		2.0	0	0	0	0	2	0	0	0	0	0	0	0	15-0	0-0	0	0.00	16
Feb 23	WAGNER		0.1	0	0	0	0	0	0	0	0	0	0	0	0	17-2	0-0	0	0.00	3
Mar 03	vs Arizona State		1.1	1	0	0	0	1	1	0	0	0	0	0	0	10-5	0-0	0	0.00	17
Mar 06	TEXAS SOUTHER		2.2	0	0	0	0	2	0	0	0	0	0	0	0	7-4	0-0	0	0.00	30
Mar 09	RHODE ISLAND		3.0	1	0	0	0	4	1	0	0	0	0	0	0	6-0	1-0	0	0.00	32
Mar 15	at Florida		0.2	3	0	0	1	1	1	0	0	0	0	0	0	6-8	1-0	0	0.00	29
Mar 20	PRAIRIE VIEW A&		0.2	1	0	0	3	1	0	0	0	0	0	0	1	11-9	1-0	0	0.00	21
Mar 26	HOUSTON CHRIS		2.0	1	0	0	0	4	0	0	0	0	0	0	0	6-3	1-0	0	0.00	20
Mar 29	AUBURN		1.2	1	0	0	1	5	0	0	0	0	0	0	0	12-8	1-0	0	0.00	35
Mar 30	AUBURN		1.2	2	1	1	0	1	0	0	1	0	0	0	0	10-9	1-0	0	0.56	19
Apr 05	at South Carolina		0.1	1	0	0	2	1	0	0	0	0	0	0	0	9-2	1-0	0	0.55	20
Apr 07	at South Carolina		1.2	1	0	0	2	2	0	0	0	0	0	0	1	5-6	1-0	0	0.50	31
Apr 16	AIR FORCE		1.1	2	1	1	0	1	0	0	1	1	0	0	0	15-5	2-0	0	0.93	29
Apr 19	at Alabama-2		0.1	3	1	1	0	0	0	0	0	0	0	0	0	18-9	2-0	0	1.37	10
Totals		0	19.2	17	3	3	9	25	3	0	2	1	0	0	2	147-70	2-0	0	1.37	-

CAREER STATISTICS

Year	era	w-l	app	gs	cg	sho	sv	ip	h	r	er	bb	so	2b	3b	hr	bf	bavg	wp	hbp	bk	sfa	sha
2022	5.17	3-0	24	2	0	0/0	3	38.1	41	24	22	12	34	8	0	6	167	.270	2	1	0	1	1
2023	4.32	5-0	17	0	0	0/0	0	25.0	37	15	12	14	23	4	1	2	124	.349	5	3	0	1	0
2024	1.37	2-0	14	0	0	0/2	0	19.2	17	3	3	9	25	3	0	2	84	.227	1	0	0	0	0
TOTAL	4.01	10-0	55	2	0	0/2	3	83.0	95	42	37	35	82	15	1	10	375	.285	8	4	0	2	1



JUSTIN LAMKIN

SO. / LHP / CORPUS CHRISTI, TEXAS / CALALLEN / 6-4 / 210 / R-L

SEASON/CAREER HIGHS

7.1 vs. No. 21 Miss. State (3/23)	IP	7.1 vs. No. 21 Miss. State (3/23/24)
9 vs. No. 21 Auburn (3/30)	H	9 vs. No. 21 Auburn (3/30/24)
12 vs. No. 21 Miss. State (3/23)	SO	12 vs. No. 21 Miss. State (3/23/24)
2 (3x) at No. 22 South Carolina (4/7)	BB	4 (2x) at Stanford (6/3/23)

2024 GAME-BY-GAME STATS

Date	Opponent	GS	IP	H	R	ER	BB	SO	2B	3B	HR	WP	BK	HBP	IBB	Score	W-L	Sv	ERA	NP
Feb 17	MCNEESE	*	3.2	2	0	0	2	6	0	0	0	0	0	2	0	6-1	0-0	0	0.00	75
Feb 24	WAGNER	*	5.0	3	0	0	1	5	0	0	0	0	0	0	0	2-0	1-0	0	0.00	67
Mar 03	vs Arizona State	*	4.0	4	1	1	1	5	1	0	0	2	0	0	0	10-5	1-0	0	0.71	78
Mar 10	RHODE ISLAND	*	5.2	2	1	1	1	11	0	0	1	0	0	0	0	12-11	1-0	0	0.98	88
Mar 17	at Florida	*	4.2	4	2	2	2	5	1	0	1	0	0	2	0	2-4	1-0	0	1.57	88
Mar 23	MISSISSIPPI STA	*	7.1	2	1	1	1	12	1	0	0	0	0	0	0	6-1	2-0	0	1.48	104
Mar 30	AUBURN	*	3.1	9	4	4	1	2	0	0	0	0	0	1	0	10-9	2-0	0	2.41	80
Apr 07	at South Carolina	*	3.1	6	5	5	2	4	1	0	2	1	0	0	0	5-6	2-1	0	3.41	71
Apr 14	VANDERBILT	*	1.2	4	4	4	1	1	0	1	1	0	0	0	0	12-6	2-1	0	4.19	46
Apr 20	at Alabama	*	1.2	5	5	5	1	1	0	0	1	0	0	1	0	9-10	2-1	0	5.13	47
Totals		10	40.1	41	23	23	13	52	4	1	6	3	0	6	0	74-53	2-1	0	5.13	-

CAREER STATISTICS

Year	era	w-l	app	gs	cg	sho	sv	ip	h	r	er	bb	so	2b	3b	hr	bf	bavg	wp	hbp	bk	sfa	sha
2023	5.62	3-3	18	9	0	0/2	1	57.2	46	38	36	28	74	9	1	6	255	.213	1	7	1	2	2
2024	5.13	2-1	10	10	0	0/1	0	40.1	41	23	23	13	52	4	1	6	179	.259	3	6	0	1	1
TOTAL	5.42	5-4	28	19	0	0/3	1	98.0	87	61	59	41	126	13	2	12	434	.233	4	13	1	3	3



JOSH STEWART

JR. / RHP / GEORGETOWN, TEXAS / TEXAS / 6-2 / 195 / R-R

SEASON/CAREER HIGHS

3.1 at No. 12 Alabama (4/20)	IP	3.1 (2x) at No. 12 Alabama (4/20/24)
4 at No. 12 Alabama (4/20)	H	4 (2x) at No. 12 Alabama (4/20/24)
4 vs. Texas Southern (3/6)	SO	6 at Arkansas (4/28/23)
1 (5x) at No. 22 South Carolina (4/7)	BB	3 vs. Portland (2/24/23)

2024 GAME-BY-GAME STATS

Date	Opponent	GS	IP	H	R	ER	BB	SO	2B	3B	HR	WP	BK	HBP	IBB	Score	W-L	Sv	ERA	NP
Feb 18	MCNEESE		0.1	0	0	0	0	1	0	0	0	0	0	0	0	10-0	0-0	0	0.00	4
Feb 25	WAGNER		1.0	0	0	0	0	1	0	0	0	0	0	0	0	21-2	0-0	0	0.00	13
Mar 02	vs USC		3.0	3	0	0	0	3	0	0	0	0	0	0	0	9-3	0-0	0	0.00	38
Mar 05	at Texas		0.1	0	0	0	0	1	0	0	0	0	0	0	0	9-2	0-0	0	0.00	4
Mar 06	TEXAS SOUTHER		1.1	2	0	0	0	4	0	0	0	0	0	1	0	7-4	1-0	0	0.00	28
Mar 10	RHODE ISLAND		1.2	0	0	0	1	2	0	0	0	0	0	0	0	12-11	1-0	0	0.00	31
Mar 16	at Florida		1.0	1	0	0	1	3	0	0	0	0	0	0	0	10-6	1-0	0	0.00	31
Mar 17	at Florida		0.1	2	1	1	0	0	0	0	0	0	0	0	0	2-4	1-1	0	1.00	7
Mar 21	MISSISSIPPI STA		1.1	3	1	1	0	3	1	0	1	0	0	0	0	6-3	1-1	0	1.74	23
Mar 26	HOUSTON CHRIS		0.2	0	0	0	1	0	0	0	0	1	0	0	0	6-3	1-1	0	1.64	14
Mar 28	AUBURN		0.0	0	0	0	0	0	0	0	0	0	0	0	0	9-7	1-1	0	1.64	7
Mar 30	AUBURN		1.0	0	0	0	1	0	0	0	0	0	0	0	0	10-9	1-1	0	1.50	18
Apr 07	at South Carolina		1.0	2	1	1	1	1	0	0	0	1	0	0	0	5-6	1-1	0	2.08	24
Apr 20	at Alabama		3.1	4	2	2	0	2	0	0	1	0	0	0	0	9-10	1-1	0	2.76	45
Totals		0	16.1	17	5	5	5	21	1	0	2	2	0	1	0	125-70	1-1	0	2.76	-

CAREER STATISTICS

Year	era	w-l	app	gs	cg	sho	sv	ip	h	r	er	bb	so	2b	3b	hr	bf	bavg	wp	hbp	bk	sfa	sha
2023	6.91	0-0	10	1	0	0/0	0	14.1	18	12	11	9	20	6	0	2	70	.310	3	2	0	0	1
2024	2.76	1-1	14	0	0	0/1	0	16.1	17	5	5	5	21	1	0	2	71	.274	2	1	0	3	0
TOTAL	4.70	1-1	24	1	0	0/1	0	30.2	35	17	16	14	41	7	0	4	141	.292	5	3	0	3	1



JASON BODIN

FR. / RHP / ORANGE, TEXAS / ORANGEFIELD / 6-2 / 200 / R-R

SEASON/CAREER HIGHS

0.1 vs. Lamar (2/27)	IP	0.1 vs. Lamar (2/27/24)
N/A	H	N/A
N/A	SO	N/A
1 vs. Lamar (2/27)	BB	1 vs. Lamar (2/27/24)

2024 GAME-BY-GAME STATS

Date	Opponent	GS	IP	H	R	ER	BB	SO	2B	3B	HR	WP	BK	HBP	IBB	Score	W-L	Sv	ERA	NP
Feb 27	LAMAR		0.1	0	0	0	1	0	0	0	0	0	0	0	0	13-2	0-0	0	0.00	10
Totals		0	0.1	0	0	0	1	0	0	0	0	0	0	0	0	13-2	0-0	0	0.00	-



JETT JOHNSTON

FR. / UTIL-RHP / NEDERLAND, TEXAS / FARRAGUT / 6-1 / 210 / R-R

SEASON/CAREER HIGHS

4 vs. PVAMU (3/20)	At-Bats	4 vs. PVAMU (3/20/24)
1 (3x) vs. PVAMU (3/20)	Hits	1 (3x) vs. PVAMU (3/20/24)
1 vs. Wagner (2/25)	Doubles	1 vs. Wagner (2/25/24)
N/A	Triples	N/A
N/A	Home Runs	N/A
1 vs. Wagner (2/25)	RBI	1 vs. Wagner (2/25/24)
2 vs. Wagner (2/25)	Runs Scored	2 vs. Wagner (2/25/24)
1 (4x) vs. PVAMU (3/20/24)	Walks	1 (4x) vs. PVAMU (3/20/24)
N/A	Hit by Pitch	N/A
N/A	Stolen Bases	N/A
1.1 vs. Air Force (4/16)	IP	1.1 vs. Air Force (4/16/24)
2 vs. Air Force (4/16)	H	2 vs. Air Force (4/16/24)
N/A	SO	N/A
1 vs. Air Force (4/16)	BB	1 vs. Air Force (4/16/24)

2024 GAME-BY-GAME STATS

Date	Opponent	Pos	AB	R	H	RBI	2B	3B	HR	BB	SB	CS	HBP	SAC	SF	GDP	K	PO	A	E	Avg
Feb 16	MCNEESE	of	0	0	0	0	0	0	0	1	0	0	0	0	0	0	0	0	0	0	.000
Feb 18	MCNEESE	*of	2	1	0	0	0	0	0	1	0	0	0	0	0	0	1	0	0	0	.000
Feb 23	WAGNER	ph/of	1	1	0	1	0	0	0	1	0	0	0	0	0	0	1	0	0	0	.000
Feb 25	WAGNER	ph/d	2	2	1	1	1	0	0	0	0	0	0	0	0	0	0	0	0	0	.200
Mar 03	vs Arizona State	of	2	0	1	0	0	0	0	0	0	0	0	0	0	0	1	1	0	0	.286
Mar 06	TEXAS SOUTHER	*of	2	0	0	0	0	0	0	0	0	0	0	0	0	0	2	0	0	0	.222
Mar 08	RHODE ISLAND	ph/of	1	0	0	0	0	0	0	0	0	0	0	0	0	0	0	0	0	0	.200
Mar 20	PRAIRIE VIEW A&	*of	4	0	1	0	0	0	0	1	0	0	0	0	0	0	0	1	0	0	.214
Mar 22	MISSISSIPPI STA	ph	1	0	0	0	0	0	0	0	0	0	0	0	0	0	1	0	0	0	.200
Totals		3gs	15	4	3	2	1	0	0	4	0	0	0	0	0	0	6	2	0	0	.200

Date	Opponent	GS	IP	H	R	ER	BB	SO	2B	3B	HR	WP	BK	HBP	IBB	Score	W-L	Sv	ERA	NP
Apr 16	AIR FORCE		1.1	2	1	1	1	0	1	0	0	0	0	0	0	15-5	0-0	0	6.75	23
Totals		0	1.1	2	1	1	1	0	1	0	0	0	0	0	0	15-5	0-0	0	6.75	-



SHANE SDAO

SO. / LHP / MONTGOMERY, TEXAS / LAKE CREEK / 6-2 / 170 / L-L

SEASON/CAREER HIGHS

5.0 vs. McNeese (2/18)	IP	5.0 vs. McNeese (2/18/24)
4 (2x) vs. Rhode Island (3/10)	H	8 vs. Texas (3/28/23)
6 at Texas (3/5)	SO	6 at Texas (3/5/24)
1 (2x) at No. 8 Florida (3/16)	BB	3 vs. Missouri (4/13/23)

2024 GAME-BY-GAME STATS

Date	Opponent	GS	IP	H	R	ER	BB	SO	2B	3B	HR	WP	BK	HBP	IBB	Score	W-L	Sv	ERA	NP
Feb 18	MCNEESE	*	5.0	4	0	0	1	5	1	0	0	1	0	0	1	10-0	1-0	0	0.00	70
Feb 25	WAGNER		2.0	0	0	0	0	4	0	0	0	0	0	0	0	21-2	1-0	0	0.00	29
Mar 03	vs Arizona State		1.0	0	0	0	0	3	0	0	0	0	0	0	0	10-5	1-0	0	0.00	11
Mar 05	at Texas		2.0	1	0	0	1	6	0	0	0	1	0	0	0	9-2	1-0	0	0.00	39
Mar 10	RHODE ISLAND		1.0	4	3	3	0	0	1	0	1	0	0	0	0	12-11	1-0	0	2.45	14
Mar 16	at Florida		1.2	2	1	1	1	1	1	0	0	0	0	1	0	10-6	1-0	1	2.84	32
Mar 17	at Florida		1.0	1	1	1	0	0	0	0	1	0	0	0	0	2-4	1-0	1	3.29	13
Mar 22	MISSISSIPPI STA		0.1	3	3	2	0	0	0	0	1	0	0	0	0	1-5	1-0	1	4.50	12
Mar 26	HOUSTON CHRIS		1.0	0	0	0	0	2	0	0	0	0	0	0	0	6-3	1-0	1	4.20	14
Mar 29	AUBURN		1.1	0	0	0	0	2	0	0	0	0	0	0	0	12-8	1-0	1	3.86	11
Mar 30	AUBURN		1.0	2	1	1	0	1	0	0	1	1	0	0	0	10-9	1-0	1	4.15	17
Apr 06	at South Carolina		4.1	2	0	0	0	3	1	0	0	0	0	0	0	6-3	2-0	1	3.32	55
Apr 19	at Alabama		3.2	3	0	0	0	5	0	0	0	0	0	0	0	10-5	2-0	2	2.84	50
Apr 20	at Alabama		0.1	1	0	0	0	1	0	0	0	0	0	0	0	9-10	2-0	2	2.81	11
Totals		1	25.2	23	9	8	3	33	4	0	4	3	0	1	1	128-73	2-0	2	2.81	-

CAREER STATISTICS

Year	era	w-l	app	gs	cg	sho	sv	ip	h	r	er	bb	so	2b	3b	hr	bf	bavg	wp	hbp	bk	sfa	sha
2023	4.32	4-1	21	2	0	0/0	0	41.2	50	24	20	15	45	10	1	2	189	.296	4	3	0	2	0
2024	2.81	2-0	14	1	0	0/1	2	25.2	23	9	8	3	33	4	0	4	103	.240	3	1	0	3	0
TOTAL	3.74	6-1	35	3	0	0/1	2	67.1	73	33	28	18	78	14	1	6	292	.275	7	4	0	5	0



LUKE JACKSON

RFR. / RHP / AUSTIN, TEXAS / LAKE TRAVIS / 6-2 / 190 / R-R

SEASON/CAREER HIGHS

2.2 vs. Houston Christian (3/26)	IP	2.2 vs. Houston Christian (3/26/24)
2 at Texas State (4/2)	H	2 at Texas State (4/2/24)
2 vs. Houston Christian (3/26)	SO	2 vs. Houston Christian (3/26)
2 at Texas State (4/2)	BB	2 at Texas State (4/2/24))

2024 GAME-BY-GAME STATS

Date	Opponent	GS	IP	H	R	ER	BB	SO	2B	3B	HR	WP	BK	HBP	IBB	Score	W-L	Sv	ERA	NP
Feb 18	MCNEESE		1.0	2	0	0	0	0	0	0	0	0	0	0	0	10-0	0-0	0	0.00	14
Feb 27	LAMAR		0.2	0	0	0	0	1	0	0	0	0	0	0	0	13-2	0-0	0	0.00	10
Mar 02	vs USC		1.0	1	1	1	1	0	0	0	0	0	0	0	0	9-3	0-0	0	3.38	19
Mar 10	RHODE ISLAND		0.1	1	2	2	1	1	0	0	1	0	0	0	0	12-11	0-0	0	9.00	15
Mar 12	SAM HOUSTON		0.1	0	0	0	1	0	0	0	0	1	0	0	0	9-8	0-0	0	8.10	10
Mar 26	HOUSTON CHRIS	*	2.2	1	0	0	0	2	0	0	0	0	0	0	0	6-3	0-0	0	4.50	31
Apr 02	at Texas State	*	2.1	2	1	1	2	0	0	0	1	0	0	1	0	12-2	0-0	0	4.32	48
Totals		2	8.1	7	4	4	5	4	0	0	2	1	0	1	0	71-29	0-0	0	4.32	-



BLAKE BINDERUP

RFR. / INF-RHP / COLLEGE STATION, TEXAS / COLLEGE STATION / 6-6 / 230 / R/R

SEASON/CAREER HIGHS

6 vs. McNeese (2/16)	At-Bats	6 vs. McNeese (2/16/24)
3 vs. McNeese (2/16)	Hits	3 vs. McNeese (2/16/24)
N/A	Doubles	N/A
1 vs. McNeese (2/17)	Triples	1 vs. McNeese (2/17/24)
1 vs. McNeese (2/16)	Home Runs	1 vs. McNeese (2/16/24)
3 vs. McNeese (2/16)	RBI	3 vs. McNeese (2/16/24)
2 vs. McNeese (2/16)	Runs Scored	2 vs. McNeese (2/16/24)
2 vs. McNeese (2/18)	Walks	2 vs. McNeese (2/18/24)
N/A	Hit by Pitch	N/A
N/A	Stolen Bases	N/A
N/A	IP	N/A
N/A	H	N/A
N/A	SO	N/A
N/A	BB	N/A

2024 GAME-BY-GAME STATS

Date	Opponent	Pos	AB	R	H	RBI	2B	3B	HR	BB	SB	CS	HBP	SAC	SF	GDP	K	PO	A	E	Avg
Feb 16	MCNEESE	*1b	6	2	3	3	0	0	1	0	0	0	0	0	0	0	2	6	0	0	.500
Feb 17	MCNEESE	*1b	3	1	1	0	0	1	0	1	0	0	0	0	0	0	1	10	0	0	.444
Feb 18	MCNEESE	*1b	2	0	1	1	0	0	0	2	0	0	0	0	1	0	1	6	0	0	.455
Feb 20	INCARNATE WOR	*1b	3	1	1	0	0	0	0	1	0	0	0	0	0	0	2	5	1	0	.429
Feb 23	WAGNER	*1b	3	0	0	0	0	0	0	0	0	0	0	0	0	0	0	6	1	0	.353
Feb 24	WAGNER	*1b	3	0	0	0	0	0	0	1	0	0	0	0	0	1	0	7	0	0	.300
Feb 27	LAMAR	ph/1	1	0	1	0	0	0	0	0	0	0	0	0	0	0	0	1	0	0	.333
Mar 02	vs USC	*1b	3	0	0	0	0	0	0	0	0	0	0	0	0	0	3	3	0	0	.292
Mar 05	at Texas	ph/d	1	0	0	0	0	0	0	1	0	0	0	0	0	0	1	0	0	0	.280
Mar 08	RHODE ISLAND	1b	1	0	0	1	0	0	0	0	0	0	0	0	0	0	0	3	1	0	.269
Mar 12	SAM HOUSTON	1b	1	0	0	0	0	0	0	0	0	0	0	0	0	0	1	6	0	0	.259
Mar 16	at Florida	ph	1	0	0	0	0	0	0	0	0	0	0	0	0	0	1	0	0	0	.250
Mar 17	at Florida	*dh	2	0	0	0	0	0	0	1	0	0	0	0	0	0	1	0	0	0	.233
Apr 16	AIR FORCE	ph/d	0	0	0	0	0	0	0	1	0	0	0	0	0	0	0	0	0	0	.233
Apr 20	at Alabama	ph	1	0	0	0	0	0	0	0	0	0	0	0	0	0	1	0	0	0	.226
Totals		8gs	31	4	7	5	0	1	1	8	0	0	0	0	1	1	14	53	3	0	.226



HANK BARD

SR. / C / PARKER, COLO. / MCLENNAN CC / 6-2 / 205 / L-R

SEASON/CAREER HIGHS

5 vs. Rhode Island (3/8)	At-Bats	5 (2x) vs. Rhode Island (3/8/24)
2 vs. Arizona State (3/3)	Hits	1 (17x) vs. Wagner (2/24/24)
1 vs. Arizona State (3/3)	Doubles	1 (4x) vs. Arizona State (3/3/24)
N/A	Triples	N/A
N/A	Home Runs	1 (3x) vs. Wagner (2/23/24)
4 vs. Wagner (2/23)	RBI	4 vs. Wagner (2/23/24)
1 (5x) vs. Air Force (4/16)	Runs Scored	2 (3x) vs. Prairie View A&M (4/19/23)
2 at No. 8 Florida (3/16)	Walks	2 (8x) at No. 8 Florida (3/16/24)
N/A	Hit by Pitch	1 at Kentucky (4/22/23)
N/A	Stolen Bases	1 at Tennessee (3/26/23)

2024 GAME-BY-GAME STATS

Date	Opponent	Pos	AB	R	H	RBI	2B	3B	HR	BB	SB	CS	HBP	SAC	SF	GDP	K	PO	A	E	Avg
Feb 16	MCNEESE	c	0	1	0	0	0	0	0	1	0	0	0	0	0	0	0	3	0	0	.000
Feb 23	WAGNER	ph/c	1	1	1	4	0	0	1	0	0	0	0	0	0	0	0	3	0	0	1.000
Feb 24	WAGNER	*c	3	0	1	0	0	0	0	0	0	0	0	0	0	1	0	8	0	0	.500
Feb 27	LAMAR	ph/c	1	0	0	0	0	0	0	0	0	0	0	0	0	0	0	2	0	0	.400
Mar 03	vs Arizona State	*c	3	1	2	3	1	0	0	0	0	0	0	0	0	1	0	5	0	0	.500
Mar 05	at Texas	*dh	2	0	0	0	0	0	0	1	0	0	0	0	0	0	1	0	0	0	.400
Mar 08	RHODE ISLAND	*dh	5	0	1	1	0	0	0	0	0	0	0	0	0	0	1	0	0	0	.333
Mar 10	RHODE ISLAND	*c	3	0	0	0	0	0	0	0	0	0	0	0	0	0	1	11	2	0	.278
Mar 12	SAM HOUSTON	ph/d	4	0	1	0	0	0	0	0	0	0	0	0	0	0	2	0	0	0	.273
Mar 16	at Florida	*dh	2	0	0	1	0	0	0	2	0	0	0	0	0	0	0	0	0	0	.250
Mar 17	at Florida	pr	0	0	0	0	0	0	0	1	0	0	0	0	0	0	0	0	0	0	.250
Mar 21	MISSISSIPPI STA	*dh	2	1	0	0	0	0	0	1	0	0	0	0	0	0	0	0	0	0	.231
Mar 22	MISSISSIPPI STA	*dh	3	0	0	0	0	0	0	0	0	0	0	0	0	0	2	0	0	0	.207
Mar 29	AUBURN	ph	1	0	1	0	0	0	0	0	0	0	0	0	0	0	0	0	0	0	.233
Mar 30	AUBURN	ph	1	0	0	0	0	0	0	0	0	0	0	0	0	0	0	0	0	0	.226
Apr 02	at Texas State	ph	1	0	0	0	0	0	0	0	0	0	0	0	0	0	0	0	0	0	.219
Apr 16	AIR FORCE	ph	1	1	1	0	0	0	0	0	0	0	0	0	0	0	0	0	0	0	.242
Totals		8gs	33	5	8	9	1	0	1	6	0	0	0	0	0	2	7	32	2	0	.242

CAREER STATISTICS

Year	avg	gp-gs	ab	r	h	2b	3b	hr	rbi	tb	slg%	bb	hbp	so	gdp	ob%	sf	sh	sb-att	po	a	e	fld%
2023	.221	34-22	68	16	15	3	0	2	10	24	.353	22	1	15	0	.413	1	0	1-1	208	16	3	.987
2024	.242	17-8	33	5	8	1	0	1	9	12	.364	6	0	7	2	.359	0	0	0-0	32	2	0	1.000
TOTAL	.228	51-30	101	21	23	4	0	3	19	36	.356	28	1	22	2	.397	1	0	1-1	240	18	3	.989



EVAN ASCHENBECK

SR. / LHP / BRENHAM, TEXAS / BLINN / 6-2 / 200 / L-L

SEASON/CAREER HIGHS

4.0 (4x) vs. No. 21 Auburn (3/28)	IP	5.0 vs. Missouri (4/14/23)
4 at No. 8 Florida (3/16)	H	6 at Arkansas (4/28/23)
7 vs. Wagner (2/24)	SO	8 (2x) vs. Missouri (4/14/23)
1 (5x) vs. No. 6 Vandy (4/14)	BB	2 (6x) at Mississippi State (5/18/23)

2024 GAME-BY-GAME STATS

Date	Opponent	GS	IP	H	R	ER	BB	SO	2B	3B	HR	WP	BK	HBP	IBB	Score	W-L	Sv	ERA	NP
Feb 17	MCNEESE		2.2	3	1	1	0	4	0	0	0	0	0	0	0	6-1	0-0	0	3.38	33
Feb 20	INCARNATE WOR		1.1	0	0	0	1	1	0	0	0	0	0	0	0	9-3	0-0	0	2.25	26
Feb 24	WAGNER		4.0	2	0	0	1	7	0	0	0	0	0	0	0	2-0	0-0	1	1.12	46
Mar 01	vs Arizona State		4.0	1	0	0	0	4	0	0	0	0	0	0	0	4-0	0-0	2	0.75	55
Mar 05	at Texas		3.2	3	1	1	1	2	0	0	0	0	0	0	0	9-2	1-0	2	1.15	51
Mar 10	RHODE ISLAND		1.0	1	0	0	0	3	0	0	0	0	0	0	0	12-11	2-0	2	1.08	15
Mar 16	at Florida		4.0	4	0	0	1	6	3	0	0	0	0	0	0	10-6	3-0	2	0.87	68
Mar 21	MISSISSIPPI STA		1.1	1	0	0	0	1	0	0	0	1	0	0	0	6-3	3-0	3	0.82	16
Mar 23	MISSISSIPPI STA		1.2	1	0	0	0	2	0	0	0	0	0	0	0	6-1	3-0	3	0.76	19
Mar 28	AUBURN		4.0	2	1	1	0	5	0	0	1	0	0	0	0	9-7	4-0	3	0.98	61
Mar 30	AUBURN		1.0	0	0	0	0	0	0	0	0	0	0	0	0	10-9	4-0	3	0.94	10
Apr 05	at South Carolina		1.1	1	0	0	0	3	0	0	0	0	0	0	0	9-2	4-0	3	0.90	21
Apr 06	at South Carolina		2.0	2	1	1	0	6	0	0	1	0	0	0	0	6-3	4-0	4	1.12	36
Apr 13	VANDERBILT		1.2	0	0	0	0	3	0	0	0	0	0	0	0	9-0	4-0	4	1.07	28
Apr 14	VANDERBILT		3.0	2	2	2	1	2	0	0	2	1	0	0	0	12-6	4-0	5	1.47	46
Apr 19	at Alabama-2		2.1	3	2	2	0	0	0	0	1	0	0	0	0	18-9	4-0	5	1.85	34
Totals		0	39.0	26	8	8	5	49	3	0	5	2	0	0	0	137-63	4-0	5	1.85	-

CAREER STATISTICS

Year	era	w-l	app	gs	cg	sho	sv	ip	h	r	er	bb	so	2b	3b	hr	bf	bavg	wp	hbp	bk	sfa	sha
2023	3.63	8-1	24	0	0	0/1	3	62.0	52	26	25	19	72	6	1	4	256	.232	3	4	1	6	3
2024	1.85	4-0	16	0	0	0/3	5	39.0	26	8	8	5	49	3	0	5	149	.184	2	0	0	2	1
TOTAL	2.94	12-1	40	0	0	0/4	8	101.0	78	34	33	24	121	9	1	9	405	.214	5	4	1	8	4



ZANE BADMAEV

RSR. / RHP / BOERNE, TEXAS / TARLETON / 6-8 / 270 / R-R

SEASON/CAREER HIGHS

2.0 vs. McNeese (2/17)	IP	2.0 vs. McNeese (2/17/24)
3 vs. Sam Houston (3/12)	H	3 vs. Sam Houston (3/12/24)
4 vs. Sam Houston (3/12)	SO	4 vs. Sam Houston (3/12/24)
1 (4x) vs. Sam Houston (3/12)	BB	1 (4x) vs. Sam Houston (3/12/24)

2024 GAME-BY-GAME STATS

Date	Opponent	GS	IP	H	R	ER	BB	SO	2B	3B	HR	WP	BK	HBP	IBB	Score	W-L	Sv	ERA	NP
Feb 17	MCNEESE		2.0	1	0	0	1	3	0	0	0	0	0	0	0	6-1	0-0	1	0.00	33
Feb 25	WAGNER		1.1	0	0	0	0	3	0	0	0	0	0	0	0	21-2	0-0	1	0.00	20
Mar 03	vs Arizona State		1.1	1	1	1	1	0	0	0	0	0	0	0	0	10-5	1-0	1	1.93	31
Mar 06	TEXAS SOUTHER		0.1	1	1	1	1	1	0	0	0	0	0	0	0	7-4	1-0	1	3.60	15
Mar 09	RHODE ISLAND		1.0	0	0	0	0	2	0	0	0	0	0	0	0	6-0	1-0	1	3.00	12
Mar 12	SAM HOUSTON		1.2	3	2	2	1	4	1	0	0	0	0	0	0	9-8	1-0	1	4.70	33
Mar 20	PRAIRIE VIEW A&		1.2	2	1	1	0	3	0	0	0	0	0	0	0	11-9	1-0	1	4.82	25
Apr 02	at Texas State		1.2	1	0	0	0	3	0	0	0	0	0	0	0	12-2	2-0	1	4.09	22
Apr 09	UTSA		2.0	1	0	0	0	2	0	0	0	0	0	1	0	6-5	2-0	1	3.46	33
Apr 16	AIR FORCE		1.0	1	1	1	0	1	0	0	0	0	0	0	0	15-5	2-0	1	3.86	16
Totals		0	14.0	11	6	6	4	22	1	0	0	0	0	1	0	103-41	2-0	1	3.86	-



PEYTON SMITH

SO. / RHP / SPRINGFIELD, TENN. / DALLAS BAPTIST / 6-4 / 225 / R-R

SEASON/CAREER HIGHS

1.2 vs. No. 21 Miss. State (3/22)	IP	1.2 vs. No. 21 Miss. State (3/22/24)
4 (2x) vs. No. 21 Auburn (3/29)	H	4 (2x) vs. No. 21 Auburn (3/29/24)
3 vs. No. 21 Miss. State (3/22)	SO	3 vs. No. 21 Miss. State (3/22/24)
2 vs. No. 21 Miss. State (3/22)	BB	2 vs. No. 21 Miss. State (3/22/24)

2024 GAME-BY-GAME STATS

Date	Opponent	GS	IP	H	R	ER	BB	SO	2B	3B	HR	WP	BK	HBP	IBB	Score	W-L	Sv	ERA	NP
Feb 20	INCARNATE WOR		1.0	1	0	0	0	1	1	0	0	0	0	0	0	9-3	0-0	0	0.00	19
Mar 03	vs Arizona State		1.1	4	3	3	1	1	2	0	0	0	0	0	0	10-5	0-0	0	11.57	29
Mar 06	TEXAS SOUTHER		0.1	1	0	0	0	0	0	0	0	2	0	0	0	7-4	0-0	0	10.12	9
Mar 12	SAM HOUSTON		1.1	1	1	1	1	1	0	0	1	0	0	0	0	9-8	0-0	0	9.00	26
Mar 22	MISSISSIPPI STA		1.2	1	0	0	2	3	0	0	0	0	0	0	1	1-5	0-0	0	6.35	29
Mar 29	AUBURN		0.1	4	4	4	0	1	1	0	1	0	0	1	0	12-8	0-0	0	12.00	25
Totals		0	6.0	12	8	8	4	7	4	0	2	2	0	1	1	48-33	0-0	0	12.00	-



BROCK PEERY

SR. / RHP / PEORIA, ARIZ. / ARIZONA STATE / 6-1 / 195 / R-R

SEASON/CAREER HIGHS

2.0 (2x) vs. PVAMU (3/20)	IP	2.0 (2x) vs. PVAMU (3/20/24)
2 at No. 12 Alabama (4/20)	H	2 at No. 12 Alabama (4/20/24)
3 (2x) vs. UTSA (4/9)	SO	3 (2x) vs. UTSA (4/9/24)
2 (2x) at No. 22 South Carolina (4/5)	BB	2 (2x) at No. 22 South Carolina (4/5/24)

2024 GAME-BY-GAME STATS

Date	Opponent	GS	IP	H	R	ER	BB	SO	2B	3B	HR	WP	BK	HBP	IBB	Score	W-L	Sv	ERA	NP
Feb 17	MCNEESE		0.2	0	0	0	1	1	0	0	0	0	0	0	0	6-1	1-0	0	0.00	8
Feb 18	MCNEESE		0.2	0	0	0	0	1	0	0	0	0	0	1	0	10-0	1-0	0	0.00	11
Feb 25	WAGNER		0.1	0	0	0	0	1	0	0	0	0	0	0	0	21-2	1-0	0	0.00	5
Mar 06	TEXAS SOUTHER		1.0	0	1	1	1	2	0	0	0	0	0	0	0	7-4	1-0	0	3.38	19
Mar 10	RHODE ISLAND		0.1	1	2	0	0	0	0	0	0	0	0	0	0	12-11	1-0	0	3.00	9
Mar 12	SAM HOUSTON		1.1	1	0	0	1	1	0	0	0	0	0	0	0	9-8	1-0	0	2.08	23
Mar 17	at Florida		2.0	0	0	0	0	1	0	0	0	0	0	0	0	2-4	1-0	0	1.42	23
Mar 20	PRAIRIE VIEW A&		2.0	1	2	2	1	3	0	0	0	0	0	1	0	11-9	1-0	0	3.24	38
Mar 22	MISSISSIPPI STA		0.2	0	0	0	0	0	0	0	0	0	0	0	0	1-5	1-0	0	3.00	3
Mar 26	HOUSTON CHRIS		0.1	0	3	3	2	0	0	0	0	0	0	1	0	6-3	1-0	0	5.79	20
Mar 29	AUBURN		0.2	0	0	0	0	1	0	0	0	0	0	1	0	12-8	1-0	0	5.40	17
Apr 02	at Texas State		1.2	0	0	0	0	3	0	0	0	0	0	0	0	12-2	1-0	0	4.63	19
Apr 05	at South Carolina		1.0	0	0	0	2	1	0	0	0	0	0	0	0	9-2	1-0	0	4.26	26
Apr 09	UTSA		1.1	0	0	0	0	3	0	0	0	0	0	0	0	6-5	1-0	0	3.86	18
Apr 16	AIR FORCE		0.2	0	0	0	0	1	0	0	0	0	0	1	0	15-5	1-0	0	3.68	9
Apr 19	at Alabama-2		1.0	0	0	0	1	0	0	0	0	0	0	1	0	18-9	2-0	0	3.45	20
Apr 20	at Alabama		0.2	2	1	1	0	0	0	0	1	1	0	0	0	9-10	2-0	0	3.86	14
Totals		0	16.1	5	9	7	9	19	0	0	1	1	0	6	0	166-88	2-0	0	3.86	-

TV/RADIO ROSTER



JUSTIN VOSSOS 0
INF • 6-0 • 180 • RFr. • R/R
Missouri City, Texas
Ridge Point HS



JACK BELL 1
INF • 6-0 • 180 • Fr. • R/R
Corpus Christi, Texas
Ray HS



ALI CAMARILLO 2
INF • 6-1 • 180 • Jr. • R/R
Chula Vista, Calif.
Otay Ranch HS
CSUN



KAEDEN KENT 3
INF • 6-2 • 200 • So. • L/R
Austin, Texas
Lake Travis HS



TRAVIS CHESTNUT 4
UTIL • 5-7 • 155 • Sr. • R/R
Pflugerville, Texas
Pflugerville HS
Temple College



HAYDEN SCHOTT 5
OF • 6-2 • 220 • Gr. • L/R
Newport Beach, Calif.
Culver Military Academy
Columbia



BRADEN MONTGOMERY 6
OF/RHP • 6-2 • 220 • Jr. • S/R
Madison, Miss.
Central HS
Stanford



GAVIN GRAHOVAC 9
UTIL • 6-2 • 220 • Fr. • R/R
Orange, Calif.
Villa Park



CHRIS CORTEZ 10
RHP • 6-1 • 205 • Jr. • R/R
Las Vegas, Nev.
Silverado HS



RYAN TARGAC 12
UTIL • 6-1 • 220 • Sr. • S/R
Hallettsville, Texas
Hallettsville HS



CADEN SORRELL 13
OF • 6-3 • 205 • Fr. • L/L
Highland Village, Texas
Flower Mound Marcus



ISAAC MORTON 14
RHP • 6-3 • 190 • Fr. • R/R
Blaine, Minn.
Spring Lake Park



ELDRIDGE ARMSTRONG III 15
RHP • 6-2 • 205 • Jr. • R/R
Simi Valley, Calif.
Monte Vista Academy
San Diego State



JACE LAVIOLETTE 17
OF • 6-6 • 230 • So. • L/L
Katy, Texas
Tompkins HS



RYAN PRAGER 18
LHP • 6-3 • 200 • RSo. • L/L
Dallas, Texas
Hillcrest HS



TROY WANSING 19
LHP • 6-4 • 225 • Jr. • L/L
Kansas City, Mo.
Staley HS
Purdue



JACKSON APPEL 20
C • 6-0 • 200 • Sr. • S/R
Houston. Texas
Memorial HS
Penn



WESTON MOSS 21
RHP • 6-4 • 190 • Fr. • R/R
Spring, Texas
Montgomery Lake Creek



TANNER JONES 23
RHP • 6-2 • 195 • Jr. • R/R
Thorsby, Ala.
Thorsby HS
Jacksonville State



TED BURTON 27
INF • 6-3 • 200 • Sr. • R/R
Huntington Beach, Calif.
Edison HS
Michigan



BRETT ANTOLICK 28
RHP • 6-3 • 205 • Fr. • R/R
Conygham, Pa.
Hazelton Area HS



KAIDEN WILSON 30
LHP • 6-2 • 200 • Fr.. • L/L
Raymore, Mo.
Raymore-Peculiar HS



CARL SCHMIDT 31
INF • 5-11 • 190 • Fr. • R/R
Petaluma, Calif.
Marin Catholic



BRAD RUDIS 32
RHP • 6-0 • 195 • Jr. • R/R
Madisonville, Texas
Madisonville HS



JUSTIN LAMKIN 33
LHP • 6-4 • 210 • So. • R/L
Corpus Christi, Texas
Calallen HS



JOSH STEWART 34
RHP • 6-2 • 195 • Jr. • R/R
Georgetown, Texas
St. Dominic Savio Catholic
Texas



JASON BODIN 35
RHP • 6-2 • 200 • Fr. • R/R
Orange, Texas
Orangefield



JETT JOHNSTON 36
UTIL/RHP • 6-1 • 210 • Fr. • R/R
Nederland, Texas
Farragut HS (Tenn.)



TY BAKER 37
RHP • 6-4 • 230 • Fr. • R/R
Houston, Texas
Second Baptist Academy



SHANE SDAO 38
LHP • 6-2 • 170 • So. • L/L
Montgomery, Texas
Lake Creek HS

TV/RADIO ROSTER



JACKSON BRASSEUX 41
LHP • 6-1 • 190 • Fr. • L/L
Paris, Texas
North Lamar HS



LUKE JACKSON 44
RHP • 6-2 • 190 • RFr. • R/R
Austin, Texas
Lake Travis



BLAKE BINDERUP 46
INF/RHP •6-6 • 230 • RFr. • R/R
College Station, Texas
College Station HS



TAB TRACY 47
OF • 6-3 • 205 • Jr. • L/L
Houston, Texas
Stratford
Houston



HANK BARD 48
C • 6-2 • 205 • Sr. • L/R
Parker, Colo.
Legend HS
McLennan CC



AUSTIN VARGAS 49
LHP • 6-8 • 235 • Fr. • L/L
Brookshire, Texas
Fulshear HS



BOOTS LANDRY 50
INF • 6-3 • 215 • Fr. • L/R
Friendswood, Texas
Friendswood HS



BRADY SULLIVAN 52
OF • 6-2 • 200 • Fr. • L/L
Cypress, Texas
Cy Woods HS



EVAN ASCHENBECK 53
LHP • 6-2 • 200 • Sr. • L/L
Brenham, Texas
Brenham HS
Blinn College



ZANE BADMAEV 55
RHP • 6-8 • 270 • RSr. • R/R
Boerne, Texas
Boerne HS
Tarleton



ZACH FRYE 59
RHP • 6-1 • 205 • Fr. • R/R
Fort Worth, Texas
Keller Timber Creek HS



PEYTON SMITH 62
RHP • 6-4 • 225 • So. • R/R
Springfield, Tenn.
East Robertson HS
Dallas Baptist



BROCK PEERY 88
RHP • 6-1 • 195 • Sr. • R/R
Peoria, Ariz.
Mountain Ridge HS
Arizona State



JIM SCHLOSSNAGLE 22
Head Coach
3rd Season



NOLAN CAIN 39
Associate Head Coach
3rd Season



MICHAEL EARLEY 8
Assistant Coach
3rd Season



MAX WEINER 40
Assistant Coach/Pitching
1st Season

