
















# 2013-14 WOMEN'S BASKETBALL

Game 35: NCAA Tournament Round of 32 - #11 JMU at #3 Texas A&M, March 25, 9:30 p.m.

JMU ATHLETICS COMMUNICATIONS • MSC 0404 JAMESMADISON UNIVERSITY, HARRISONBURG, VA 22807 • (540) 568-6154  
 WOMEN'S BASKETBALL SIDS • BRIAN HANSEN (hansenbj@jmu.edu) • (540) 578-6496 (C) • (540) 568-3703 (F)  
 DEVON HOWARD (howardbd@jmu.edu) (540) 271-7352 (C)

2013-14 Roster (Numerical)		QUICK FACTS	SH	CH	2013-14 STATS	
	<b>Destiny Jones</b> #2, So., F, 6-0 Miramar, Fla. Archbishop McCarthy	<ul style="list-style-type: none"> <li>Has not played since Dec. 30</li> <li>Tied CH 12 pts vs. Alcorn State (11/24/13)</li> <li>CH 7 rebs, 23 mins at William &amp; Mary (2/3/13)</li> <li>Played for Florida Essence AAU team with JMU teammate Precious Hall</li> </ul>	Pts 12 Rebs 4 (3x) Asts --- Blks --- Stls 2 (2x)	Pts 12 (2x) Rebs 7 Asts 2 Blks 1 Stls 2 (4x)	PPG 3.0 FG% 46.9 3FG% ----- FT% 66.7	RPG 2.1 APG 0.0 BPG 0.0 SPG 0.4
	<b>Toia Giggetts</b> #3, Jr., F, 6-0 Norfolk, Va. Lake Taylor	<b>TOY-ah JIG-etz</b> <ul style="list-style-type: none"> <li>2014 All-CAA 2nd Team</li> <li>Scored in double figures 25 straight games (2nd-longest streak all-time)</li> <li>CH 26 pts on CH 11 FG (10-16) vs Towson (2/9/14)</li> <li>CH 5 blks at W&amp;M (2/4/14)</li> <li>Lone Duke w/ double-double at #10 UNC (18 pts, 10 rebs)</li> </ul>	Pts 26 Rebs 14 Asts 4 (2x) Blks 5 Stls 2 (7x)	Pts 26 Rebs 17 Asts 4 (3x) Blks 5 Stls 4	PPG 13.3 FG% 51.8 3FG% 20.0 FT% 74.5	RPG 5.9 APG 0.9 BPG 0.8 SPG 0.8
	<b>Allysia Rohlehr</b> #5, Jr., G, 5-9 Island Park, N.Y. Pensacola State College	<b>ah-LEE-see-uh row-LEER</b> <ul style="list-style-type: none"> <li>Missed entire regular season due to injury</li> <li>Transferred from Pensacola State College (by way of UAlbany)</li> <li>2013 All-Panhandle Conference Second Team</li> <li>All-FCSAA Conference Academic</li> </ul>	Pts --- Rebs --- Asts --- Blks --- Stls ---	Pts --- Rebs --- Asts --- Blks --- Stls ---	PPG ----- FG% ----- 3FG% ----- FT% -----	RPG ----- APG ----- BPG ----- SPG -----
	<b>Precious Hall</b> #12, So., G, 5-8 Tallahassee, Fla. Maclay School	<ul style="list-style-type: none"> <li>2014 All-CAA 2nd Team</li> <li>Scored in double figures 12 of last 13 games</li> <li>CAA POW (11/25)</li> <li>CH 26 vs. Northeastern (2/7)</li> <li>CH 7 assists at Pitt (12/4)</li> </ul>	Pts 26 Rebs 9 Asts 7 Blks 1 Stls 5	Pts 26 Rebs 9 Asts 7 Blks 1 (4x) Stls 7	PPG 13.5 FG% 37.7 3FG% 32.8 FT% 80.5	RPG 3.8 APG 2.1 BPG 0.1 SPG 1.4
	<b>Amani Tatum</b> #15, Fr., G, 5-7 Cambria Heights, N.Y. Archbishop Molloy	<b>ah-MAH-nee TATE-umm</b> <ul style="list-style-type: none"> <li>Made collegiate debut vs. Virginia (11/8)</li> </ul>	Pts 4 (2x) Rebs 2 Asts 2 Blks --- Stls 4	Pts 4 (2x) Rebs 2 Asts 2 Blks --- Stls 4	PPG 0.8 FG% 30.8 3FG% 16.7 FT% 75.0	RPG 0.3 APG 0.5 BPG 0.0 SPG 0.4
	<b>Kirby Burkholder</b> #20, Sr., G, 6-0 Bridgewater, Va. Turner Ashby	<ul style="list-style-type: none"> <li>2014 CAA Player of the Year, All-CAA 1st Team, All-Academic</li> <li>CH 33 pts vs. Delaware (1/12) - 3 30+ pts in 2013-14</li> <li>CH 22 rebs vs. Drexel (3/15)</li> <li>2nd JMU player w/ 200+ 3-ptrs - ranked 3rd in nation in 3pters/gm (3.4)</li> <li>Named CAAPOW 7x this season</li> <li>When she makes a 3pt shot, crowd chants "You got Kirby'd"</li> </ul>	Pts 33 Rebs 22 Asts 5 (2x) Blks 2 (2x) Stls 4 (2x)	Pts 33 Rebs 22 Asts 7 Blks 3 Stls 5 (3x)	PPG 18.6 FG% 39.0 3FG% 36.5 FT% 88.7	RPG 8.6 APG 1.9 BPG 0.3 SPG 1.6
	<b>Crystal Ross</b> #21, Jr., C/F, 6-3 Philadelphia, Pa. Smyrna (Del.)	<ul style="list-style-type: none"> <li>2013 JMU Athletic Director Scholar-Athlete</li> <li>CH 13 pts vs. Green Bay (11/22/12)</li> <li>CH 11 rebs vs. Murray St (11/15/12)</li> </ul>	Pts 12 Rebs 8 Asts 3 Blks 1 (5x) Stls ---	Pts 13 Rebs 11 Asts 3 Blks 6 Stls 2 (4x)	PPG 2.5 FG% 44.6 3FG% ----- FT% 61.9	RPG 2.0 APG 0.3 BPG 0.2 SPG 0.0
	<b>Jazmon Gwathmey</b> #24, R-So., G, 6-2 Bealeton, Va. Liberty	<b>GWAHTH-mee</b> <ul style="list-style-type: none"> <li>CAA Championship Most Outstanding Player</li> <li>CAA All-Defensive Team</li> <li>CH 6 blks at St. John's (12/15) - 53 blks this season (T-3rd all-time)</li> <li>Ranks 10th on JMU career blks (88)</li> <li>Nicknamed "Bert" as a freshman</li> </ul>	Pts 20 Rebs 14 Asts 5 (2x) Blks 6 Stls 4	Pts 20 Rebs 14 (2x) Asts 5 (2x) Blks 6 Stls 4	PPG 9.9 FG% 46.4 3FG% 28.1 FT% 83.3	RPG 5.4 APG 1.6 BPG 1.6 SPG 0.8
	<b>Nikki Newman</b> #30, R-Sr., G/F, 6-2 Harrisonburg, Va. Turner Ashby	<ul style="list-style-type: none"> <li>2014 CAA Def. Player of the Year (2x), All-CAA 3rd Team, All-Acad.</li> <li>JMU's all-time leader in games played (146)</li> <li>Missed most of 2012-13 due to injury</li> <li>CH 9 asts at Hofstra (1/19/14)</li> <li>Graduate student in 5th-year M.A.T program (BS in IDLS May 2013)</li> <li>When she blocks shots, crowd chants "Nikki says NO"</li> </ul>	Pts 11 Rebs 14 Asts 9 Blks 5 (2x) Stls 4	Pts 15 Rebs 16 Asts 9 Blks 5 (4x) Stls 5 (3x)	PPG 5.3 FG% 41.6 3FG% 33.3 FT% 51.4	RPG 5.4 APG 4.0 BPG 1.5 SPG 1.3
	<b>Angela Mickens</b> #32, So., G, 5-7 Staunton, Va. Robert E. Lee	<ul style="list-style-type: none"> <li>CH 11 pts, 9 rebs at Richmond (11/21)</li> <li>Tied CH 8 assists at Richmond (11/21) &amp; vs. UVA (11/8)</li> <li>If stat was kept, would lead team in taking charges</li> <li>Nicknamed "Muffin" by mom, goes by Muff</li> </ul>	Pts 11 Rebs 9 Asts 8 (3x) Blks --- Stls 5	Pts 11 Rebs 9 Asts 8 (4x) Blks 1 (2x) Stls 5 (2x)	PPG 4.3 FG% 36.7 3FG% 16.7 FT% 57.5	RPG 2.7 APG 4.0 BPG 0.0 SPG 1.1
	<b>Lauren Okafor</b> #33, R-Jr., C, 6-3 Hamden, Conn. Providence	<b>OAK-ah-four</b> <ul style="list-style-type: none"> <li>CH 16 pts, SH 10 rebs vs. PVAM (12/14) for first double-double at JMU</li> <li>Tied CH 5 blocks at St. John's (12/15)</li> <li>Tied for 7th for most blocks in JMU history (99)</li> <li>Nicknamed "Lady"</li> </ul>	Pts 16 Rebs 10 Asts 1 (3x) Blks 5 Stls 3	Pts 16 Rebs 13 Asts 3 Blks 5 (2x) Stls 5	PPG 5.2 FG% 46.7 3FG% ----- FT% 53.6	RPG 4.4 APG 0.1 BPG 1.1 SPG 0.3
	<b>Da'Lishia Griffin</b> #40, Fr., F, 6-2 Chesapeake, Va. Western Branch	<b>Duh-LEASH-EE-Ah</b> <ul style="list-style-type: none"> <li>CH 10 pts, 10 rebs at W&amp;M (2/4) for 1st career double-double</li> <li>Made collegiate debut at Richmond (11/21)</li> </ul>	Pts 10 (2x) Rebs 10 Asts 2 Blks 2 Stls 2	Pts 10 (2x) Rebs 10 Asts 2 Blks 2 Stls 2	PPG 2.6 FG% 46.0 3FG% 00.0 FT% 64.5	RPG 3.0 APG 0.4 BPG 0.3 SPG 0.2
	<b>Samantha Mitchell</b> #45, Sr., G, 5-7 Abingdon, Va. Abingdon	<ul style="list-style-type: none"> <li>Former team manager</li> <li>In high school, lettered in volleyball, soccer and track &amp; field</li> </ul>	Pts --- Rebs --- Asts --- Blks --- Stls ---	Pts --- Rebs --- Asts --- Blks --- Stls ---	PPG ----- FG% ----- 3FG% ----- FT% -----	RPG ----- APG ----- BPG ----- SPG -----

**SCHEDULE (29-5, 15-1 CAA)**

**November**

8	VIRGINIA	W, 63-46
12	at Liberty	W, 67-56
21	at Richmond	W, 78-68
24	ALCORN STATE	W, 87-42
29	vs. UCLA%	W, 77-67
30	vs. Mississippi State%	L, 52-65

**December**

1	vs. Wright State%	L, 77-79
4	at Pittsburgh	W, 71-61
14	vs. Prairie View A&M^	W, 79-50
15	at St. John's^	W, 64-51
18	VANDERBILT	L, 85-89 (OT)
29	OHIO\$	W, 56-33
30	NORFOLK STATE\$	W, 94-50

**January**

2	at #10/#11 North Carolina	L, 74-71
12	DELAWARE*	W, 87-51
16	at Towson*	W, 62-57
19	at Hofstra*	W, 77-50
23	DREXEL*	W, 74-47
26	at UNCW*	W, 77-41
31	CHARLESTON*	W, 92-59

**February**

4	at William & Mary*	W, 72-48
7	NORTHEASTERN*	W, 85-57
9	TOWSON* (CSN-MA, TCN-P)	W, 82-40
13	UNCW*	W, 92-43
16	at Drexel* (TV)	W, 69-58
20	at Delaware*	W, 72-61
23	HOFSTRA*	W, 78-47
27	at Charleston*	L, 78-85

**March**

2	WILLIAM & MARY*	W, 83-42
5	at Northeastern*	W, 86-49
CAA Championship (March 13-15)		
14	vs. #9 UNCW	W, 69-56
15	vs. #4 Drexel	W, 55-43
16	vs. #2 Delaware	W, 70-45
NCAA Championship (March 22-April 8)		
23	vs. #6 Gonzaga	W, 72-63
25	at #3 Texas A&M	9:30 p.m.

\*Colonial Athletic Association

%Gulf Coast Showcase

^St. John's Tournament

\$JMU Invitational



**TEAM STAT COMPARISON**

0.448.....	FG %	.....0.428
0.305.....	3FG%	.....0.336
0.697.....	FT%	.....0.741
70.2.....	PPG	.....75.1
41.4.....	RPG	.....44.6
16.3.....	APG	.....15.4
15.5.....	TPG	.....14.9
7.9.....	SPG	.....7.8
5.1.....	BPG	.....5.8



**LAST FIVE MEETINGS:**

FIRST MEETING BETWEEN THE TEAMS

**Series:** FIRST MEETING

**Largest JMU Win:**

**Largest TAMU Win:**

**FAST BREAK FACTS**

- JMU defeated Gonzaga 72-63 on Sunday for the program's first NCAA Tournament win since knocking off top seeded Penn State on March 16, 1991. The Dukes improved to 8-9 in its 10 NCAA tournament appearances and is now 12-8 in the postseason under Head Coach Kenny Brooks.
- Senior Kirby Burkholder scored 28 points to move into fifth on JMU's all-time scoring chart. She passed Holly Riling (1,607) and Lesley Dickinson (1,616) in Sunday's game. Burkholder also pulled in 18 rebounds, handed out four assists, had three steals and blocked a shot. Her 109 3-pointers made this season trails only Dawn Evans (112 in 2009-10) on JMU's single-season list.
- Burkholder also set a school record for made free throws in a game on Sunday, sinking 17 of her 18 attempts from the charity stripe.
- With Burkholder moving into fifth on the all-time scoring list, the top six all-time scorers (Dawn Evans, Tamera Young, Tarik Hislop, Meredith Alexis, Kirby Burkholder and Lesley Dickinson) in JMU history were recruited by and played for Head Coach Kenny Brooks.
- The Dukes' 29 wins this season is tied for the most in school history with the 2011-12 team that advanced to the WNIT Championship Game.
- JMU now plays third-seeded Texas A&M in Tuesday's Round of 32 game. It is the first-ever meeting between the Dukes and the Aggies.

**ALL IN THE FAMILY**

- With the addition of assistant coach Sarah Williams to the staff this offseason, head coach Kenny Brooks' entire staff is made of JMU alumni. A 2009 graduate, Williams joined Brooks ('92), associate head coach Sean O'Regan ('03), assistant coach Jennifer Brown ('07) and director of operations Tim Clark ('09). They are one of two coaching staffs to boast an all-alumni cast (other-Montana).

**PREDICTED-ACTUAL CAA FINISH**

- 1-1. James Madison
- 2-4. Drexel
- 3-7. Northeastern
- 4-6. Towson
- 5-2. Delaware (2013 champion)
- 6-5. Hofstra
- 7-3. Charleston
- 8-9. UNCW
- 9-8. William & Mary

**IN THE POLLS (3/18)**

- JMU**  
 AP Top 25: RV (RV Preseason, Weeks 1-4, 14-20)  
 USA Today: RV (RV Week 5, 15-20)  
 Mid-Major Top 25: 3rd (as high as 3rd - 2/25, 3/18)  
 ESPN Mid-Major Top 10: 1st (as high as 1st - 2/26)

**Opponents**

- AP Top 25: UNC (12), Gonzaga (18), St. John's (RV)  
 USA Today: UNC (13), Gonzaga (16), St. John's (RV)  
 Mid-Major Top-25: Gonzaga (1), Wright State (15), Delaware\* (20)  
 ESPN Mid-Major Top-10: Gonzaga (2), Wright State (10)

**HONORS/ACCOLADES**

**CAA**

- Preseason No. 1 team
- Preseason Player of the Year: Kirby Burkholder
- Preseason All-CAA First Team: Kirby Burkholder, Precious Hall
- CAA Player of the Week: Kirby Burkholder (11/11, co-12/16, 12/30, 1/13, 2/10, co-2/24, 3/10), Precious Hall (11/25), Toia Giggetts (12/9)

**ECAC**

- Division I South Player of the Week: Kirby Burkholder (3/11)

**Richmond Times-Dispatch**

- Preseason All-State Team: Kirby Burkholder

**LadySwish**

- Virginia Elite 25: Kirby Burkholder (2), Nikki Newman (12), Toia Giggetts (16), Jazmon Gwathmey (22), Precious Hall (HM)

**Naismith Trophy Watch List (Top 50 WBB Players Nationally)**

- Kirby Burkholder

**All-Tournament Teams**

- Gulf Coast Showcase: Kirby Burkholder
- St. John's Chartwells Holiday Classic: Kirby Burkholder (MVP), Lauren Okafor, Jazmon Gwathmey
- JMU Invitational: Kirby Burkholder (MVP), Toia Giggetts, Lauren Okafor



**Head Coach**  
**Kenny Brooks**  
 James Madison '92

**Brooks Year-by-Year at JMU**

Year	Record	CAA	CAA Tour.	Postseason
02-03	16-10	11-7	Semifinals	none
03-04	13-18	7-11	Quarterfinals	none
04-05	18-11	10-8	Semifinals	none
05-06	24-7	14-4	Runner-up	WNIT (2nd round)
06-07	27-6	16-2	Runner-up	NCAA (1st round)
07-08	24-10	14-4	Semifinals	WNIT (rd of 16)
08-09	24-10	14-4	Runner-up	WNIT (2nd round)
09-10	26-7	13-5	Champs	NCAA (1st round)
10-11	26-8	16-2	Champs	NCAA (1st round)
11-12	29-8	14-4	Semifinals	WNIT (runner-up)
12-13	25-11	15-3	Semifinals	WNIT (quarterfinals)
13-14	29-5	15-1	Champs	NCAA
<b>Total</b>	<b>281-111</b>	<b>159-55</b>	<b>3-time Champs</b>	<b>9 postseasons</b>

**Brooks Month-by-Month at JMU**

Nov. 37-15 .712	Jan. 71-30 .703	Mar.* 46-20 .692
Dec. 50-24 .676	Feb. 77-22 .778	
*March RS: 14-3	March CAA Tour: 20-9	March PS: 12-8

**Career Notes**

- Has recorded 24 or more wins and reached the postseason in nine straight seasons
- Three-time CAA Champions (2010, 2011, 2014)
- Five CAA Championship game appearances (2006, 2007, 2008, 2009, 2010, 2011, 2014)
- Second-winningest coach in school history behind JMU Hall of Fame inductee Shelia Moorman (302-134 from 1982-97)
- No. 25 on NCAA list of winningest active Division I head coaches by percentage (252-106, 704) entering 2013-14 season
- Achieved 250th career win vs N.C. State in last year's WNIT (72-66) on 3/24/13

**Awards**

- 2007 and 2014 CAA Coach of the Year
- Three-time Virginia Coach of the Year (2007, 2010, 2012)

**Notable Players**

- Four CAA Players of the Year: Meredith Alexis (2007), Tamera Young (2008), Dawn Evans (2011), Kirby Burkholder (2014)
- CAA Defensive Player of the Year: Nikki Newman (2012, 2014)
- One WNBA Draft Pick: Tamera Young (8th pick - 2008)
- JMU all-time leaders: Dawn Evans (2,667 points); Meredith Alexis (1,313 rebounds)
- Top six JMU career scorers: Dawn Evans, Tamera Young, Tarik Hislop, Meredith Alexis, Kirby Burkholder, Lesley Dickinson
- Top three JMU career rebounds: Meredith Alexis, Tamera Young, Kirby Burkholder
- Top three JMU career assists: Jess Cichowicz, Andrea Benvenuto, Dawn Evans

**Staff**

- Sean O'Regan (JMU '03), Associate Head Coach
- Jennifer Brown (JMU '08), Assistant Coach
- Sarah Williams (JMU '09), Assistant Coach
- Tim Clark (JMU '09), Director of Operations
- Luis Genao (JMU '12), Graduate Assistant

**BROOKS' TEAMS IN OVERTIME**

**Of Note:** *The Dukes had won their last eight overtime games before losing this season to Vanderbilt. Nikki Newman has played in all nine of those, including starting seven.*

	Overall	Home	Away	Neutral
Brooks	15-8, .652	7-3, .700	5-4, .556	3-1, .750
Others	13-9, .591	6-2, .750	5-7, .417	2-0, 1.000
JMU All-time	28-17, .622	13-5, .722	10-11, .476	5-1, .833

Date	Result	Score	Opponent	Site
12/7/02	L	73-77	Virginia Tech	A
1/19/03	W	72-67	William & Mary	H
2/9/03	W	98-95	Old Dominion	H
1/9/05	L (2 OT)	78-86	VCU	A
1/14/05	L	48-50	George Mason	A
2/11/05	W	73-71	Hofstra	H
3/9/06	W	53-51	Drexel	Fairfax, Va. (CAAs)
12/28/06	L	76-79	Auburn	Miami, Fla.
1/20/08	L	60-61	VCU	H
3/22/08	W	86-81	Indiana	A (WNIT)
12/14/08	L	70-72	Virginia Tech	A
2/1/09	W	71-68	Hofstra	A
1/14/10	W	72-68	Towson	A
1/28/10	L	62-69	Hofstra	H
2/18/10	W	88-83	Delaware	H
11/20/10	W	82-78	Central Florida	H
11/26/10	W	76-69	Montana	Mexico
1/13/11	W	77-73	Drexel	H
11/13/11	W (2 OT)	68-64	American	A
2/9/12	W	56-51	Drexel	A
3/18/12	W	84-76	Wake Forest	H (WNIT)
11/22/12	W	89-86	Green Bay	Mexico
12/18/13	L	85-89	Vanderbilt	H

**DOUBLE-DIGIT COMEBACK WINS UNDER BROOKS**

Date	Opponent	Result	Site	Deficit	Score	Time Left
3/18/12	Wake Forest	84-76 (OT)	H	-17	15-32	7:36/1st
2/9/03	Old Dominion	98/94 (OT)	H	-16	56-72	5:39/2nd
1/6/04	Charlotte	71-64	A	-16	34-50	15:26/2nd
11/18/09	Georgetown	79-76	H	-16	30-46	1:04/1st
1/21/10	Northeastern	64-57	A	-16	6-22	910/1st
2/3/13	William & Mary	68-63	A	-15	6-21	11:30/1st
11/26/10	Montana	76-69 (OT)	N	-14	34-48	13:49/2nd
2/1/12	Old Dominion	57-50	A	-14	28-42	17:54/2nd
2/10/06	Drexel	52-50	A	-13	18-31	19:01/2nd
12/20/10	Virginia	82-80	H	-13	63-76	4:52/2nd
3/21/13	NC A&T	77-64	H	-13	24-37	2:02/1st
11/22/09	Virginia Tech	66-59	H	-11	39-50	8:55/2nd
2/26/12	Old Dominion	63-44	H	-11	2-13	16:47/1st
1/23/11	VCU	69-59	H	-10	11-21	12:06/1st
1/22/12	William & Mary	50-40	A	-10	28-38	10:43/2nd
11/8/13	Virginia	63-46	H	-10	0-10	16:51/1st

**BROOKS AT THE CONVO**

Season	Record	*CAA	Attend. Avg.	Total
2002-03	11-2 (.846)	8-1	1,316	17,114
2003-04	8-5 (.615)	5-4	1,423	18,503
2004-05	10-3 (.769)	7-2	1,174	15,261
2005-06	13-0 (1.000)	9-0	1,551	20,151
2006-07	13-0 (1.000)	9-0	1,948	25,330
2007-08	13-2 (.867)	8-1	2,300	34,504
2008-09	14-3 (.824)	7-2	2,215	37,663
2009-10	16-2 (.888)	7-2	2,499	44,978
2010-11	13-2 (.867)	8-0	2,587	38,805
2011-12	16-2 (.888)	7-2	2,364	42,561
2012-13	14-6 (.700)	7-2	2,157	43,146
2013-14	12-1 (.923)	8-0	3,072	39,934
<b>TOTAL</b>	<b>153-28 (.845)</b>	<b>90-16</b>		

\*regular-season CAA games only

## HOME COURT

### JMU Convocation Center

- Capacity: 7,156
- Opened: 1982-83
- 2013-14: 32nd season
- Record: 357-84 (.810)
- CAA Regular Season: 190-41 (.822)

400th game played vs. George Mason, 2/5/12 ... latest 10+ home-win streak was 17 games & spanned 407 days: began after 75-78 loss to then-No. 5 Dukes on 11/30/10, ended with loss to Drexel on 1/12/12 ... future president Barack Obama made a campaign stop at the Convo one week before the 2008 presidential election

LONGEST HOME WINNING STREAKS		
Wins	Coach	Seasons
39	Moorman	86-87 to 89-90
30	Brooks	05-06 to 07-08
17	Brooks	10-11 to 11-12
14	Childers	00-01 to 01-02
	Moorman	84-85 to 85-86
12	Brooks	07-08 to 08-09
	Moorman	90-91
11	Childers/Brooks	02-03
	Childers	99-00
	Moorman	95-96 to 96-97
10	Jaynes	72-73
	Moorman	94-95 to 95-96
	<b>Brooks</b>	<b>13-pres</b>
9	Brooks	11-12
	Brooks	09-10
	Jaynes	75-76
8	Moorman	90-91 to 91-92
	Brooks	09-10
7	Brooks	04-05

### CONVO SEASON TICKETS

**Of Note:** 2012-13 was the first time reserved season tickets have sold out in the program's history. They were sold out by early October.

Year	Reserved	General	Total
02-03	336	N.S.	336
03-04	350	N.S.	350
04-05	391	N.S.	391
05-06	379	N.S.	379
06-07	348	64	412
07-08	393	164	557
08-09	421	220	641
09-10	428	316	744
10-11	459	489	948
11-12	503	308	811
12-13*	650	369	1,017
13-14	610	292	902
<b>TOTAL</b>	<b>5,268</b>	<b>2,220</b>	<b>7,488</b>

- General admission season tickets were not sold until the 2006-07 season
- Reserved season tickets sold have averaged 423 per year during Kenny Brooks' 12 seasons.

## FACTS ABOUT 2013-14

- JMU hosted five non-conference games at the Convocation Center this season: Virginia, Alcorn State, Vanderbilt, Ohio and Norfolk State.
- The JMU Invitational was a four-team tournament featuring JMU, Ohio, Norfolk State and UMBC. The teams played a doubleheader on Sunday, Dec. 29 before playing as part of a triple-header on Monday, Dec. 30 (the third game featured the men's basketball team hosting Ball State). JMU won the event and was represented on the all-tournament team by Burkholder (MVP), Giggetts and Okafor.
- The Dukes are 13-1 all-time when playing in the NCAA/WNIT on their home court. They are 8-1 over the last two seasons in the WNIT at home with a 3-1 mark in last season's WNIT.

### HOME ATTENDANCE HIGHS

No.	Attendance	Date	Opponent	Event
1	6,590	3/2/2014	William & Mary	DD Reading/Senior Day
2	6,500	1/17/97	Old Dominion	Duke Dog Reading Day
3	6,099	2/6/11	Old Dominion	Duke Dog Reading Day
4	5,347	2/8/09	Northeastern	Duke Dog Reading Day
5	5,294	1/28/07	Hofstra	Duke Dog Reading Day
6	5,179	2/26/12	Old Dominion	Duke Dog Reading Day
7	5,100	1/16/98	Old Dominion	Duke Dog Reading Day
8	5,046	12/20/07	Maryland	--
9	4,985	1/13/95	East Carolina	Duke Dog Reading Day
10	4,782	2/28/10	William & Mary	Duke Dog Reading Day
11	4,768	2/18/01	Old Dominion	Duke Dog Reading Day

### HOME ATTENDANCE UNDER BROOKS

**Of Note:** JMU has averaged over 2,100 a game the last six seasons.

Season	Avg. Attendance	# of Home Games	Total Attendance
02-03	1,316	13	17,117
03-04	1,423	13	18,503
04-05	1,174	13	15,261
05-06	1,551	13	20,151
06-07	1,948	13	25,330
07-08	2,300	15	34,504
08-09	2,215	17	37,663
09-10	2,499	18	43,978
10-11	2,587	15	38,805
11-12	2,364	18	42,561
12-13	2,157	20	43,146
13-14	3,072	13	39,934
<b>TOTAL</b>	<b>2,083</b>	<b>181</b>	<b>376,953</b>

### HOME SWEET HOME

- JMU went 12-1 at the Convocation Center in 2013-14.
- In 13 games, the Dukes defeated opponents by an average of 31.7 points per game, scoring 81.4 points per game while allowing just 49.7 points per game. JMU hit the "79 and it's nuggets time" eight times this season, securing Chick-Fil-A free chicken nuggets for fans.
- At home, JMU outrebounded opponents by 14.2 boards per game, snagging 47.2 rebounds while opponents grabbed 33.0 rebounds.
- Overall, the Dukes averaged 3,072 fans per game - more than any CAA WBB team and more than six CAA MBB teams. For conference games only, the Dukes averaged 3,459 fans per game - more than any CAA WBB team and more than eight CAA MBB teams. The only team to outdraw JMU WBB in conference games was the JMU MBB team, pulling in 3,614 fans per game.

**LAST TIME IT HAPPENED...****JMU AS A TEAM:**

Scored more than 100 points	104, vs. UMBC (H, 12/18/08)
Scored 90-99 points	92, vs. UNCW (H, 2/14/14)
Scored 80-89 points	86, at Northeastern (A, 3/5/14)

Scored fewer than 30 points	Never Happened
Scored 30-39 points	34, vs. Drexel (N, 3/16/13)
Scored 40-49 points	49, at Northeastern (A, 3/5/14)

Won in overtime	89-86 OT vs. Green Bay (N, 11/22/12)
Lost in overtime	85-89 OT vs. Vanderbilt (H, 12/18/13)

Made 40+ field goals	45, vs. East Tennessee (H, 1/6/87)
Made 30-39 field goals	31, at Northeastern (A, 3/5/14)
Shot 60% from the field	60.7% (34-56), at George Mason (A, 1/4/09)
Shot 50% from the field	54.3% (25-46), at Drexel (A, 2/16/14)

Made 10+ 3-pt field goals	11, at Northeastern (A, 3/5/14)
Made 5-9 3-pt field goals	8, vs. UNCW (N, 3/14/14)

Made 30+ free throws	32 (32-43), vs. South Florida (H, 3/23/12)
Made 20-29 free throws	22, vs. Gonzaga (N, 3/23/14)
Made 10-19 free throws	11, vs. Drexel (N, 3/15/14)

Had 5+ players in double figures	6 (Hall/Burkholder/Mickens/Gwathmey/Okafor/Giggetts), vs. UNCW (H, 2/14/14)
----------------------------------	---

50+ rebounds	50, vs. Delaware (N, 3/16/14)
40+ rebounds	47, vs. Gonzaga (N, 3/23/14)
30+ rebounds	35, vs. UNCW (N, 3/14/14)

20+ steals	26, vs. Virginia Tech (H, 2/16/78)
15+ steals	15, at Hofstra (A, 1/19/14)

15+ blocks	16, at William & Mary (A, 2/3/08)
10+ blocks	10, vs. Hofstra (H, 2/23/14)

25+ assists	27, vs. William & Mary (H, 3/2/14)
20+ assists	21, vs. Northeastern (H, 2/7/14)

40+ turnovers	44, at VCU (A, 1/17/76)
30+ turnovers	33, vs. William & Mary (H, 2/13/05)
10 or fewer turnovers	10, vs. Gonzaga (N, 3/23/14)

**AN INDIVIDUAL JMU PLAYER:**

Scored more than 40 points	42, Dawn Evans vs. Virginia (H/OT, 12/20/10)
Scored 30+ points	30, Kirby Burkholder at Northeastern (H, 3/5/14)

Made 15+ field goals	15 (15-21), Carolin Dehn-Duhr vs. Radford (A/OT, 12/19/88)
Made 10+ field goals	11 (11-18), Kirby Burkholder at Northeastern (A, 3/5/14)
Shot 100% from field (min. 5)	5-5, Nikki Newman vs. Wright State (N, 12/1/13)

Made 8+ 3-pt field goals	8 (8-13), Kirby Burkholder at Northeastern (A, 3/5/14)
Made 6+ 3-pt field goals	7, Kirby Burkholder vs. Delaware (H, 1/12/14)
Shot 100% from 3-pt. range (min. 2)	2-2, Nikki Newman vs. Wright State (12/1/13)

Made 15+ free throws	17 (17-18), Kirby Burkholder vs. Gonzaga (N, 3/23/14)
Made 10+ free throws	11 (11-11), Precious Hall at Hofstra (A, 1/19/14)
Shot 100% from free-throw line (min. 5)	6-6, Kirby Burkholder vs Drexel (N, 3/15/14)

25+ rebounds	28, Kathy Railey vs. Delaware State (N, 11/30/79)
20+ rebounds	22, Kirby Burkholder vs Drexel (N, 3/15/14)
15+ rebounds	18, Kirby Burkholder vs. Gonzaga (N, 3/23/14)

8+ steals	9, Jess Cichowicz at Charlotte (A, 12/21/02)
5+ steals	5, Precious Hall at Charleston (A, 2/27/14)

8+ blocks	8, Meredith Alexis vs. Delaware (N, 3/11/05)
5+ blocks	5, Nikki Newman vs. Hofstra (H, 2/23/14)

15+ assists	17, Jess Cichowicz vs. Gardner-Webb (H, 11/16/01)
10+ assists	11, Dawn Evans vs. VCU (N, 3/13/10)

**2013-14 JMU RECORD WHEN...**

<b>LAST 5 GAMES:</b>	5-0
<b>LAST 10 GAMES:</b>	9-1
<b>HOME GAMES:</b>	12-1
<b>ROAD GAMES:</b>	11-2
<b>NEUTRAL-SITE GAMES:</b>	6-2
<b>OVERTIME GAMES:</b>	0-1
<b>By MONTH:</b>	
November	5-1
December	5-2
January	6-1
February	7-1
March	6-0
<b>By DAY:</b>	
Sunday	12-1
Monday	1-0
Tuesday	2-0
Wednesday	2-1
Thursday	4-2
Friday	6-0
Saturday	2-1
JMU Leads at Half:	29-1
Opp Leads at Half:	0-3
Tied at Half:	0-1
JMU Shoots 40% or better:	19-2
JMU Shoots less than 40%:	10-3
Opp Shoots 40% or better:	4-5
Opp Shoots less than 40%:	25-0
JMU Holds Rebounding Adv.:	27-4
Opp Holds Rebounding Adv.:	1-1
Rebounds are even:	1-0
JMU has fewer turnovers:	20-1
Opp has fewer turnovers:	6-4
Turnovers are even:	3-0
JMU scores fewer than 50 pts:	0-0
JMU scores 50-59 pts:	2-1
JMU scores 60-69 pts:	6-0
JMU scores 70-79 pts:	12-3
JMU scores 80+ pts:	9-1
Opp scores fewer than 50 pts:	13-0
Opp scores 50-59 pts:	11-0
Opp scores 60-69 pts:	5-1
Opp scores 70-79 pts:	0-2
Opp scores 80+ pts:	0-2
JMU leads with 5:00 to play:	28-2
JMU trails with 5:00 to play:	1-3
Game tied with 5:00 to play:	0-0
Games decided by 5pts or fewer:	1-3
Games decided by 6-7pts:	0-1
Games decided by 8-10pts:	4-0



## 2013-14 JMU OVERALL STATISTICS



### James Madison Women's Basketball James Madison Combined Team Statistics (as of Mar 23, 2014) All games

RECORD:	OVERALL	HOME	AWAY	NEUTRAL
ALL GAMES	29-5	12-1	11-2	6-2
CONFERENCE	15-1	8-0	7-1	0-0
NON-CONFERENCE	14-4	4-1	4-1	6-2

##	Player	gp-gs	min	Total		3-Point		F-Throw		Rebounds			pf	dq	a	to	blk	stl	pts	avg		
				fg-fga	fg%	3fg-fga	3fg%	ft-fga	ft%	off	def	tot									avg	
20	Burkholder, Kirby	34-34	1137	33.4	187-479	.390	109-299	.365	149-168	.887	83	210	293	8.6	82	2	66	79	11	53	632	18.6
12	Hall, Precious	34-34	1035	30.4	156-414	.377	57-174	.328	91-113	.805	48	82	130	3.8	66	1	71	83	3	46	460	13.5
03	Giggetts, Toia	34-30	870	25.6	187-361	.518	1-5	.200	76-102	.745	86	114	200	5.9	113	5	31	54	28	27	451	13.3
24	Gwathmey, Jazmon	33-32	875	26.5	121-261	.464	9-32	.281	75-90	.833	77	100	177	5.4	94	3	52	67	54	26	326	9.9
30	Newman, Nikki	34-34	1029	30.3	64-154	.416	34-102	.333	19-37	.514	47	137	184	5.4	95	4	137	61	50	45	181	5.3
33	Okafor, Lauren	34-5	409	12.0	70-150	.467	0-0	.000	37-69	.536	69	82	151	4.4	59	1	5	37	38	10	177	5.2
32	Mickens, Angela	34-1	903	26.6	51-139	.367	2-12	.167	42-73	.575	10	82	92	2.7	69	0	137	77	0	39	146	4.3
02	Jones, Destiny	12-0	107	8.9	15-32	.469	0-0	.000	6-9	.667	9	16	25	2.1	15	0	0	8	0	5	36	3.0
40	Griffin, Da'Lishia	25-0	205	8.2	23-50	.460	0-3	.000	20-31	.645	34	40	74	3.0	30	1	9	17	7	6	66	2.6
21	Ross, Crystal	25-0	182	7.3	25-56	.446	0-0	.000	13-21	.619	22	29	51	2.0	27	0	7	15	5	0	63	2.5
15	Tatum, Amani	18-0	73	4.1	4-13	.308	1-6	.167	6-8	.750	1	4	5	0.3	6	0	9	5	0	8	15	0.8
Team											68	67	135				4					
Total.....		34	6825		903-2109	.428	213-633	.336	534-721	.741	554	963	1517	44.6	656	17	524	507	196	265	2553	75.1
Opponents.....		34	6825		640-1866	.343	109-433	.252	484-717	.675	398	755	1153	33.9	675	15	332	603	105	224	1873	55.1

TEAM STATISTICS	JMU	OPP	Date	Opponent	Score	Att.		
SCORING	2553	1873	11/08/13	VIRGINIA	w 63-46	3500		
Points per game	75.1	55.1	11/12/13	at Liberty	w 67-56	962		
Scoring margin	+20.0	-	11/21/13	at Richmond	w 78-68	629		
FIELD GOALS-ATT	903-2109	640-1866	11/24/13	ALCORN STATE	w 87-42	2297		
Field goal pct	.428	.343	^ 11/29/13	vs UCLA	w 77-67	279		
3 POINT FG-ATT	213-633	109-433	^ 11/30/13	vs Mississippi State	L 52-65	268		
3-point FG pct	.336	.252	^ 12/01/13	vs Wright State	L 77-79	317		
3-pt FG made per game	6.3	3.2	12/04/13	at Pitt	w 71-61	1102		
FREE THROWS-ATT	534-721	484-717	# 12/14/13	vs Prairie View A&M	w 79-50	1011		
Free throw pct	.741	.675	# 12/15/13	at St. John's	w 64-51	947		
F-Throws made per game	15.7	14.2	12/18/13	VANDERBILT	Lot 85-89	2260		
REBOUNDS	1517	1153	\$ 12/29/13	OHIO	w 56-33	2156		
Rebounds per game	44.6	33.9	\$ 12/30/13	NORFOLK STATE	w 94-50	2047		
Rebounding margin	+10.7	-	01/02/14	at #10/11 North Carolina	L 71-74	2278		
ASSISTS	524	332	* 1/12/14	DELAWARE	w 87-51	3191		
Assists per game	15.4	9.8	* 01/16/14	at Towson	w 62-57	579		
TURNOVERS	507	603	* 01/19/14	at Hofstra	w 77-50	415		
Turnovers per game	14.9	17.7	* 1/23/14	DREXEL	w 74-47	2358		
Turnover margin	+2.8	-	* 01/26/14	at UNCW	w 77-41	442		
Assist/turnover ratio	1.0	0.6	* 01/31/14	COLLEGE OF CHARLESTO	w 92-59	2556		
STEALS	265	224	* 2/4/14	at William & Mary	w 72-48	560		
Steals per game	7.8	6.6	* 2/7/14	NORTHEASTERN	w 85-57	2574		
BLOCKS	196	105	* 2/9/14	TOWSON	w 82-40	4589		
Blocks per game	5.8	3.1	* 2/14/14	UNCW	w 92-43	2412		
ATTENDANCE	39934	27526	* 2/16/14	at Drexel	w 69-58	1814		
Home games-Avg/Game	13-3072	13-1096	* 2/20/14	at Delaware	w 72-61	2303		
Neutral site-Avg/Game	-	8-1660	* 2/23/14	HOFSTRA	w 78-47	3404		
Score by Periods	1st	2nd	OT	Totals				
James Madison	1271	1274	8	2553				
Opponents	855	1006	12	1873				
					* 02/27/14	at College of Charlesto	L 78-85	1895
					* 03/02/14	WILLIAM & MARY	w 83-42	6590
					* 03/05/14	at Northeastern	w 86-49	321
					! 3/14/14	vs UNCW	w 69-56	1772
					! 3/15/14	vs Drexel	w 55-43	1578
					! 3/16/14	vs Delaware	w 70-45	1979
					03/23/14	vs Gonzaga	w 72-63	6075

\* = Conference game  
 ^ = Gulf Coast Showcase (Estero, Fla.)  
 # = St. John's Chartwells Holiday Classic (Queens, N.Y.)  
 \$ = JMU Invitational (Harrisonburg, Va.)  
 ! = CAA Championship (Upper Marlboro, Md.)



2013-14 JMU CONFERENCE STATISTICS



**James Madison Women's Basketball**  
**James Madison Combined Team Statistics (as of Mar 24, 2014)**  
**Conference games**

RECORD:	OVERALL	HOME	AWAY	NEUTRAL
ALL GAMES	15-1	8-0	7-1	0-0
CONFERENCE	15-1	8-0	7-1	0-0
NON-CONFERENCE	0-0	0-0	0-0	0-0

#	Player	gp-gs	min	avg	Total		3-Point		F-Throw		Rebounds				pf	dq	a	to	blk	stl	pts	avg
					fg-fga	fg%	3fg-fga	3fg%	ft-fa	ft%	off	def	tot	avg								
20	Burkholder, Kirby	16-16	539	33.7	100-231	.433	65-154	.422	57-65	.877	38	92	130	8.1	44	1	27	33	6	23	322	20.1
12	Hall, Precious	16-16	504	31.5	82-217	.378	34-99	.343	48-59	.814	32	41	73	4.6	28	0	40	37	3	28	246	15.4
03	Giggetts, Toia	16-16	409	25.6	95-180	.528	1-4	.250	35-48	.729	33	54	87	5.4	49	2	17	22	19	15	226	14.1
24	Gwathmey, Jazmon	15-15	401	26.7	67-130	.515	6-18	.333	27-32	.844	39	45	84	5.6	44	3	18	27	24	16	167	11.1
30	Newman, Nikki	16-16	521	32.6	34-81	.420	19-52	.365	6-19	.316	26	70	96	6.0	38	1	99	33	34	30	93	5.8
33	Okafor, Lauren	16-1	185	11.6	29-69	.420	0-0	.000	14-30	.467	35	44	79	4.9	29	1	2	19	17	5	72	4.5
32	Mickens, Angela	16-0	423	26.4	22-66	.333	1-6	.167	25-42	.595	4	33	37	2.3	37	0	74	28	0	20	70	4.4
40	Griffin, Da'Lishia	15-0	148	9.9	17-41	.415	0-1	.000	14-20	.700	27	32	59	3.9	20	0	6	13	6	5	48	3.2
21	Ross, Crystal	11-0	42	3.8	5-12	.417	0-0	.000	4-6	.667	7	7	14	1.3	1	0	0	0	1	0	14	1.3
15	Tatum, Amani	9-0	28	3.1	2-4	.500	1-1	1.000	3-4	.750	0	1	1	0.1	2	0	4	3	0	3	8	0.9
Team												24	38	62								2
Total.....		16	3200		453-1031	.439	127-335	.379	233-325	.717	265	457	722	45.1	292	8	287	217	110	145	1266	79.1
Opponents.....		16	3200		295-889	.332	42-205	.205	203-305	.666	192	364	556	34.8	302	6	148	300	38	100	835	52.2

TEAM STATISTICS	JMU	OPP	Date	Opponent	Score	Att.
SCORING	1266	835	* 1/12/14	DELAWARE	w 87-51	3191
Points per game	79.1	52.2	* 01/16/14	at Towson	w 62-57	579
Scoring margin	+26.9	-	* 01/19/14	at Hofstra	w 77-50	415
FIELD GOALS-ATT	453-1031	295-889	* 1/23/14	DREXEL	w 74-47	2358
Field goal pct	.439	.332	* 01/26/14	at UNCW	w 77-41	442
3 POINT FG-ATT	127-335	42-205	* 01/31/14	COLLEGE OF CHARLESTO	w 92-59	2556
3-point FG pct	.379	.205	* 2/4/14	at William & Mary	w 72-48	560
3-pt FG made per game	7.9	2.6	* 2/7/14	NORTHEASTERN	w 85-57	2574
FREE THROWS-ATT	233-325	203-305	* 2/9/14	TOWSON	w 82-40	4589
Free throw pct	.717	.666	* 2/14/14	UNCW	w 92-43	2412
F-Throws made per game	14.6	12.7	* 2/16/14	at Drexel	w 69-58	1814
REBOUNDS	722	556	* 2/20/14	at Delaware	w 72-61	2303
Rebounds per game	45.1	34.8	* 2/23/14	HOFSTRA	w 78-47	3404
Rebounding margin	+10.4	-	* 02/27/14	at College of Charlesto	L 78-85	1895
ASSISTS	287	148	* 03/02/14	WILLIAM & MARY	w 83-42	6590
Assists per game	17.9	9.3	* 03/05/14	at Northeastern	w 86-49	321
TURNOVERS	217	300				
Turnovers per game	13.6	18.8				
Turnover margin	+5.2	-				
Assist/turnover ratio	1.3	0.5				
STEALS	145	100				
Steals per game	9.1	6.3				
BLOCKS	110	38				
Blocks per game	6.9	2.4				
ATTENDANCE	27674	8329				
Home games-Avg/Game	8-3459	8-1041				
Neutral site-Avg/Game	-	0-0				

\* = Conference game  
^ = Gulf Coast Showcase (Estero, Fla.)  
# = St. John's Chartwells Holiday Classic (Queens, N.Y.)  
\$ = JMU Invitational (Harrisonburg, Va.)  
! = CAA Championship (Upper Marlboro, Md.)

Score by Periods	1st	2nd	Totals
James Madison	621	645	1266
Opponents	373	462	835

## JMU All-Time Stats Leaders

### Career Games Started

1.	139	Tarik Hislop	2009-13
2.	125	Tamera Young	2004-08
3.	123	Meredith Alexis	2003-07
4.	120	Lesley Dickinson	2003-07
5.	120	Dawn Evans	2007-11
6.	<b>119</b>	<b>Nikki Newman</b>	<b>2009-14</b>
7.	113	Holly Rilinger#	1992-93, 94-97
8.	112	Nadine Morgan	1999-03
9.	112	Paula Schuler	1987-91
10.	110	Donna Budd	1985-89

### CONSECUTIVE CAREER GAMES STARTED

1.	115	Tarik Hislop	2009-13
2.	107	Donna Budd	1986-89
3.	106	Floretta Jackson	1983-87
4.	105	Sue Manelski	1981-85
5.	91	Vicki Harris	1988-91
6.	90	Julie Franken	1983-87
7.	89	Emily McCracken	1989-92
8.	87	Lesley Dickinson	2003-06
9.	80	Andrea Benvenuto	2005-07
10.	<b>79</b>	<b>Kirby Burkholder</b>	<b>2011-14</b>

### CAREER GAMES PLAYED

1.	<b>146</b>	<b>Nikki Newman</b>	<b>2009-14</b>
2.	140	Tarik Hislop	2009-13
3.	<b>131</b>	<b>Kirby Burkholder</b>	<b>2010-14</b>
4.	130	Courtney Hamner	2007-11
5.	129	Kisha Stokes	2005-09
6.	128	Jalissa Taylor	2007-11
7.	127	Tamera Young	2004-08
8.	125	Sarah Williams#	2005-07, 08-10
9.	125	Dawn Evans	2007-11
10.	124	Donna Budd	1985-89

### CAREER CONSECUTIVE GAMES PLAYED

1.	140	Tarik Hislop	2009-13
2.	127	Tamera Young	2004-08
3.	124	Donna Budd	1985-89
	124	Missy Dudley	1985-89
	124	Meredith Alexis	2003-07
6.	120	Julie Franken	1983-87
	120	Floretta Jackson	1983-87
8.	119	Emily McCracken	1988-92
	119	Nadine Morgan	1999-03
10.	114	Kisha Stokes	2005-09
11.	113	Jess Cichowicz	1999-03
12.	<b>108</b>	<b>Kirby Burkholder</b>	<b>2010-14</b>

### POINTS

SEASON			
1.	763	Dawn Evans	2009-10
2.	761	Dawn Evans	2010-11
3.	738	Dawn Evans	2008-09
4.	693	Tamera Young	2007-08
5.	<b>632</b>	<b>Kirby Burkholder</b>	<b>2013-14</b>
6.	607	Meredith Alexis	2006-07
7.	589	Tarik Hislop	2012-13
8.	551	Sydney Beasley	1987-88
9.	549	Tarik Hislop	2011-12
10.	545	Sydney Beasley	1986-87

### CAREER

1.	2,667	Dawn Evans	2007-11
2.	2,121	Tamera Young	2004-08
3.	1,847	Tarik Hislop	2009-13
4.	1,760	Meredith Alexis	2003-07
5.	<b>1,627</b>	<b>Kirby Burkholder</b>	<b>2010-14</b>
6.	1,616	Lesley Dickinson	2003-07
7.	1,607	Holly Rilinger#	1992-93, 94-97
8.	1,496	Shanna Price	1999-03
9.	1,473	Alisha Harris	1984-88
10.	1,465	Sue Manelski	1981-85

### 3-POINT FIELD GOALS MADE

SEASON			
1.	112	Dawn Evans	2009-10
2.	<b>109</b>	<b>Kirby Burkholder</b>	<b>2013-14</b>
3.	98	Dawn Evans	2010-11
4.	92	Dawn Evans	2008-09
5.	90	Kirby Burkholder	2012-13
6.	89	Kirby Burkholder	2011-12
7.	85	Dawn Evans	2007-08
8.	70	Allyson Keener	2000-01
9.	63	Allyson Keener	2001-02
10.	62	Jody LeRose	2003-04
11.	60	Courtney Hamner	2010-11
12.	<b>57</b>	<b>Precious Hall</b>	<b>2013-14</b>
13.	56	Becky Wollenberg	1997-98
	56	Sarah Williams	2008-09
15.	54	Paula Schuler	1990-91

### CAREER

1.	387	Dawn Evans	2007-11
2.	<b>290</b>	<b>Kirby Burkholder</b>	<b>2010-14</b>
3.	171	Allyson Keener	1998-02
4.	171	Holly Rilinger#	1992-93, 94-97
5.	158	Sarah Williams#	2005-07, 08-10
6.	156	Jody LeRose	1998-00, 02-04
7.	142	Tamera Young	2004-08
8.	136	Courtney Hamner	2007-11
9.	114	Krissy Heinbaugh	1991-96
10.	101	Lesley Dickinson	2003-07
11.	<b>100</b>	<b>Precious Hall</b>	<b>2012-14</b>
12.	98	Paula Schuler	1987-91
13.	<b>86</b>	<b>Nikki Newman</b>	<b>2009-14</b>
	83	Becky Wollenberg	1997-99
15.	78	Mary Beth Culbertson	2000-01, 02-05

### FREE THROWS MADE

CAREER			
1.	578	Dawn Evans	2007-11
2.	457	Lesley Dickinson	2003-07
3.	451	Tarik Hislop	2009-13
4.	437	Tamera Young	2004-08
5.	395	Sue Manelski	1981-85
6.	358	Meredith Alexis	2003-07
7.	356	Holly Rilinger#	1992-93, 94-97
8.	<b>327</b>	<b>Kirby Burkholder</b>	<b>2010-14</b>
9.	325	Nadine Morgan	1999-03
10.	288	Krissy Heinbaugh	1991-96

### CONSECUTIVE FREE THROWS MADE

*Number in parentheses is number of games streak encompassed*

1.	39 (31)	Katie Hardbarger	2000-01, 01-02
2.	29 (8)	Kirby Burkholder	2011-12
3.	28 (5)	Dawn Evans	2007-08
4.	26 (5)	Krissy Heinbaugh	1995-96
	26 (7)	Krissy Heinbaugh	1993-94
	26 (5)	Sue Manelski	1982-83, 83-84
7.	23 (4)	Lesley Dickinson	2003-04
8.	22 (4)	Dawn Evans	2008-09
9.	<b>21 (5)</b>	<b>Precious Hall</b>	<b>2013-14</b>
	<b>21 (6)</b>	<b>Kirby Burkholder</b>	<b>2013-14</b>
10.	20 (5)	Kirby Burkholder	2012-13
	20 (8)	Kirby Burkholder	2012-13

### REBOUNDS

CAREER			
1.	1,313	Meredith Alexis	2003-07
2.	1,127	Tamera Young	2004-08
3.	<b>919</b>	<b>Kirby Burkholder</b>	<b>2010-14</b>
4.	<b>856</b>	<b>Nikki Newman</b>	<b>2009-14</b>
5.	851	Sarah Schreib	1992-97
6.	825	Julie Franken	1983-87
7.	819	Michele James	1981-85
8.	793	Nadine Morgan	1999-03
9.	779	Jennifer Brown#	2003-05, 06-08
10.	762	Mendy Childress	1975-79

### CAREER DOUBLE-FIGURE REBOUND GAMES

1.	42	Meredith Alexis	2003-07
2.	35	Michele James	1981-85
3.	<b>31</b>	<b>Kirby Burkholder</b>	<b>2010-14</b>
4.	29	Mendy Childress	1975-79
5.	28	Sarah Schreib	1992-97
6.	26	Deana Meadows	1979-84
7.	24	Kathy Peter	1975-79
8.	22	Nadine Morgan	1999-03
	22	Katherine Johnson	1973-77
10.	<b>19</b>	<b>Nikki Newman</b>	<b>2009-14</b>

### ASSISTS

CAREER			
1.	670	Jess Cichowicz	1999-03
2.	606	Andrea Benvenuto	2003-07
3.	564	Dawn Evans	2007-11
4.	560	Floretta Jackson	1983-87
5.	533	Donna Budd	1985-89
6.	480	Holly Rilinger#	1992-93, 94-97
7.	419	Paula Schuler	1987-91
8.	391	Tarik Hislop	2009-13
9.	<b>355</b>	<b>Nikki Newman</b>	<b>2009-14</b>
10.	352	Emily McCracken	1988-92

### STEALS

CAREER			
1.	275	Tamera Young	2004-08
2.	272	Donna Budd	1985-89
3.	260	Jess Cichowicz	1999-03
4.	235	Floretta Jackson	1983-87
5.	198	Holly Rilinger#	1992-93, 94-97
6.	192	Sydney Beasley#	1983-85, 86-88
7.	188	Sharon Cessna	1976-79
	<b>188</b>	<b>Kirby Burkholder</b>	<b>2010-14</b>
9.	<b>183</b>	<b>Nikki Newman</b>	<b>2009-14</b>
10.	179	Kish Jordan	1995-99
11.	178	Missy Dudley	1985-89
12.	168	Dawn Evans	2007-11

### BLOCKED SHOTS

SEASON			
1.	66	Lauren Whitehurst	2011-12
2.	54	Hollee Franklin	2000-01
	<b>54</b>	<b>Jazmon Gwathmey</b>	<b>2013-14</b>
4.	53	Meredith Alexis	2005-06
5..	52	Nikki Newman	2011-12
6.	<b>50</b>	<b>Nikki Newman</b>	<b>2013-14</b>
7.	49	Hollee Franklin	2001-02
8.	46	Nina Uqdah	2008-09
	46	Hollee Franklin	1999-00
10.	40	Nina Uqdah	2007-08

### CAREER

1.	186	Hollee Franklin	1998-02
2.	<b>166</b>	<b>Nikki Newman</b>	<b>2009-14</b>
3.	119	Meredith Alexis	2003-07
4.	115	Lauren Whitehurst#	2007-09, 10-12
5.	113	Carolyn Dehn-Duhr#	1984-87, 88-89
6.	113	Nina Uqdah	2006-09
7.	99	Jennifer Brown#	2003-05, 06-08
	99	Lauren Okafor#	2010-12, 13-14
9.	98	Lauren Jimenez	2007-11
10.	<b>88</b>	<b>Jazmon Gwathmey</b>	<b>2012-14</b>

### CAA - SINGLE SEASON 3-POINT FIELD GOALS MADE

1.	112	Dawn Evans, JMU; 2009-10
2.	<b>109</b>	<b>Kirby Burkholder, JMU; 2013-14</b>
3.	101	TJ Jordan, ODU; 2006-07
4.	98	Dawn Evans, JMU; 2010-11
5.	97	Aubrey Eblin, ODU; 1997-98
6.	93	TJ Jordan, ODU; 2005-06
7.	92	Janine Aldridge, W&M; 2011-12
	92	Dawn Evans, JMU; 2008-09
9.	90	Kirby Burkholder, JMU; 2012-13
	90	Jasmina Rosseel; Drexel; 2010-11
	90	Jasmina Rosseel; Drexel; 2008-09

## SEASON AND CAREER HIGHS

### #2, Destiny Jones

	<b>Season</b>	<b>Career</b>
<b>Points</b>	12, vs. Alcorn State, 11/24/13	12 (2x), last vs. Alcorn State, 11/24/13
<b>FGM</b>	6, vs. Alcorn State, 11/24/13	6, vs. Alcorn State, 11/24/13
<b>FGA</b>	7, vs. Alcorn State, 11/24/13	7, vs. Alcorn State, 11/24/13
<b>3FGM</b>		
<b>3FGA</b>		
<b>FTM</b>	2 (2x), last vs. UCLA, 11/29/13	2 (7x), last vs. UCLA, 11/29/13
<b>FTA</b>	2 (3x), last vs. Miss. St., 11/30/13	3, vs. Georgia Southern, 12/31/12
<b>Rebs</b>	4 (3x), last vs. Prairie View A&M, 12/14/13	7, at William & Mary, 2/13/13
<b>Asts</b>		2, vs. Northeastern, 1/3/13
<b>Blks</b>		1, at Duquesne, 12/16/12
<b>Stls</b>	2 (2x), last vs. Miss St., 11/30/13	2 (4x), last vs. Miss State, 11/30/13
<b>Mins</b>	20, vs. Miss St., 11/30/13	23, at William & Mary, 2/3/13

### #3, Toia Giggetts

	<b>Season</b>	<b>Career</b>
<b>Points</b>	26, vs. Towson, 2/9/14	26, vs. Towson, 2/9/14
<b>FGM</b>	11, vs. Towson, 2/9/14	11, vs. Towson, 2/9/14
<b>FGA</b>	17 (2x), last at Delaware, 2/20/14	17 (2x), last at Delaware, 2/20/14
<b>3FGM</b>	1, at Hofstra, 1/19/14	1, at Hofstra, 1/19/14
<b>3FGA</b>	1, (5x) last vs. UNCW, 2/14/14	1 (6x), last vs. UNCW, 2/14/14
<b>FTM</b>	5 (4x), last vs. UNCW, 3/14/14	7, at Hofstra, 1/19/12
<b>FTA</b>	7, vs. Vanderbilt, 12/18/13	9, at Hofstra, 1/19/12
<b>Rebs</b>	14, vs. Vanderbilt, 12/18/13	17, at Old Dominion, 2/12/13
<b>Asts</b>	4 (2x), last vs. William & Mary, 3/2/14	4 (3x), last vs. William & Mary, 3/2/14
<b>Blks</b>	5, at William & Mary, 2/4/14	5, at William & Mary, 2/4/14
<b>Stls</b>	2 (7x), last vs. Delaware, 3/16/14	4, vs. Fordham, 3/27/13
<b>Mins</b>	37, vs. Vanderbilt, 12/18/13	37, vs. Vanderbilt, 12/18/13

### #12, Precious Hall

	<b>Season</b>	<b>Career</b>
<b>Points</b>	26, vs. Northeastern, 2/7/14	26, vs. Northeastern, 2/7/14
<b>FGM</b>	10, vs. Col. of Charleston, 1/31/14	10, vs. Col. of Charleston, 1/31/14
<b>FGA</b>	21, at Richmond, 11/21/13	21, at Richmond, 11/21/13
<b>3FGM</b>	5, vs. Col. of Charleston, 1/31/14	5, vs. Col. of Charleston, 1/31/14
<b>3FGA</b>	10, vs. Drexel, 3/15/14	10, vs. Drexel, 3/15/14
<b>FTM</b>	11, at Hofstra, 1/19/14	11, at Hofstra, 1/19/14
<b>FTA</b>	11, at Hofstra, 1/19/14	11, at Hofstra, 1/19/14
<b>Rebs</b>	9, vs. Hofstra, 2/23/14	9, vs. Hofstra, 2/23/14
<b>Asts</b>	7, at Pittsburgh, 12/4/13	7, at Pittsburgh, 12/4/13
<b>Blks</b>	1, at William & Mary, 2/4/14	1 (4x), last at William & Mary, 2/4/14
<b>Stls</b>	5, vs. Charleston, 2/27/14	7, at George Mason, 1/24/13
<b>Mins</b>	38, vs Delaware, 1/12/14	38, vs Delaware, 1/12/14

### **#15, Amani Tatum**

	<b>Season</b>
<b>Points</b>	4 (2x), last vs. UNCW, 2/14/14
<b>FGM</b>	1 (3x), last vs. UNCW, 2/14/14
<b>FGA</b>	4, vs. Norfolk State, 12/30/13
<b>3FGM</b>	1, vs. UNCW, 2/14/14
<b>3FGA</b>	2, vs. Norfolk State, 12/30/13
<b>FTM</b>	2 (2x), last vs. Delaware, 1/12/14
<b>FTA</b>	2 (3x), last vs. UNCW, 2/14/14
<b>Rebs</b>	2, vs. Norfolk State, 12/30/13
<b>Asts</b>	2, vs. Alcorn State, 11/24/13
<b>Blks</b>	
<b>Stls</b>	4, vs. Alcorn State, 11/24/13
<b>Mins</b>	14, vs. Alcorn State, 11/24/13

<b>Career</b>
4 (2x), last vs. UNCW, 2/14/14
1 (3x), last vs. UNCW, 2/14/14
4, vs. Norfolk State, 12/30/13
1, vs. UNCW, 2/14/14
2, vs. Norfolk State, 12/30/13
2 (2x), last vs. Delaware, 1/12/14
2 (3x), last vs. UNCW, 2/14/14
2, vs. Norfolk State, 12/30/13
2, vs. Alcorn State, 11/24/13
4, vs. Alcorn State, 11/24/13
14, vs. Alcorn State, 11/24/13

### **#20, Kirby Burkholder**

	<b>Season</b>
<b>Points</b>	33, vs. Delaware, 1/12/14
<b>FGM</b>	11, at Northeastern, 3/5/14
<b>FGA</b>	21, vs. Wright St., 12/1/13
<b>3FGM</b>	8, at Northeastern, 3/5/14
<b>3FGA</b>	15, vs. Hofstra, 2/23/14
<b>FTM</b>	17, vs. Gonzaga, 3/23/14
<b>FTA</b>	18, vs. Gonzaga, 3/23/14
<b>Rebs</b>	22, vs. Drexel, 3/15/14
<b>Asts</b>	5 (2x), last vs. UNCW, 2/14/14
<b>Blks</b>	2 (2x), last vs. Hofstra, 2/23/14
<b>Stls</b>	4 (2x), last vs. Delaware, 3/16/14
<b>Mins</b>	42, vs. Vanderbilt, 12/18/13

<b>Career</b>
33, vs. Delaware, 1/12/14
11, at Northeastern, 3/5/14
21, vs. Wright St., 12/1/13
8, at Northeastern, 3/5/14
17, at Northeastern, 2/19/12
17, vs. Gonzaga, 3/23/14
18, vs. Gonzaga, 3/23/14
22, vs. Drexel, 3/15/14
7, vs. Central Conn., 12/18/11
3 vs. George Mason, 2/5/12
5 (3x), last vs. Florida, 3/30/13
42, vs. Vanderbilt, 12/18/13

### **#21, Crystal Ross**

	<b>Season</b>
<b>Points</b>	12, vs. Alcorn State, 11/24/13
<b>FGM</b>	5, vs. Alcorn State, 11/24/13
<b>FGA</b>	9, vs. Alcorn State, 11/24/13
<b>3FGM</b>	
<b>3FGA</b>	
<b>FTM</b>	3, vs. UCLA, 11/29/13
<b>FTA</b>	3, vs. UCLA, 11/29/13
<b>Rebs</b>	8, at Richmond, 11/21/13
<b>Asts</b>	3, vs. Norfolk State, 12/30/13
<b>Blks</b>	1 (5x), last vs. Charleston, 1/31/14
<b>Stls</b>	
<b>Mins</b>	29, vs. UCLA, 11/29/13

<b>Career</b>
13, vs. Green Bay, 11/22/12
6, vs. Green Bay, 11/22/12
10, vs. Green Bay, 11/22/12
4, vs. George Mason, 2/5/12
6, vs. George Mason, 2/5/12
11, vs. Murray State, 11/15/12
3, vs. Norfolk State, 12/30/13
6, at Old Dominion, 2/1/12
2 (4x), last vs. NC State, 3/24/13
30, vs. Wichita State, 11/24/12

### **#24, Jazmon Gwathmey**

	<b>Season</b>
<b>Points</b>	20, vs. Delaware, 3/16/14
<b>FGM</b>	8, at William & Mary, 2/4/14
<b>FGA</b>	13 (2x), last at UNCW, 1/26/14
<b>3FGM</b>	1 (9x), last at Northeastern, 3/5/14
<b>3FGA</b>	3 (2x), last at Northeastern, 3/5/14
<b>FTM</b>	8 (2x), last vs. Delaware, 3/16/14
<b>FTA</b>	10, vs. Delaware, 3/16/14
<b>Rebs</b>	14, vs. Delaware, 3/16/14
<b>Asts</b>	5 (2x), last vs. UNCW, 3/14/14
<b>Blks</b>	6, at St. John's, 12/15/13
<b>Stls</b>	4, at Northeastern, 3/5/14
<b>Mins</b>	35, vs. Delaware, 3/16/14

<b>Career</b>
20, vs. Delaware, 3/16/14
8 (2x), last at William & Mary, 2/4/14
13, at Liberty, 11/12/13
1 (14x), last at Northeastern, 3/5/14
3 (3x), last at Northeastern, 3/5/14
8 (2x), last vs. Delaware, 3/16/14
10, vs. Delaware, 3/16/14
14 (2x), last vs. Delaware, 3/16/14
5 (2x), last vs. UNCW, 3/14/14
6, at St. John's, 12/15/13
4, at Northeastern, 3/5/14
35 (2x), last vs. Delaware, 3/16/14

### **#30, Nikki Newman**

	<b>Season</b>
<b>Points</b>	14, vs. Drexel, 1/23/14
<b>FGM</b>	5 (2x), last vs. Drexel, 1/23/14
<b>FGA</b>	9, vs. UNCW, 3/14/14
<b>3FGM</b>	4, vs. Drexel, 1/23/14
<b>3FGA</b>	7, vs. UNCW, 3/14/14
<b>FTM</b>	3 (2x), last vs. Ohio, 12/29/13
<b>FTA</b>	4 (3x), last vs. Ohio, 12/29/13
<b>Rebs</b>	11, vs. Delaware, 1/12/14
<b>Asts</b>	9, at Hofstra, 1/19/14
<b>Blks</b>	5 (2x), last vs. Hofstra, 2/23/14
<b>Stls</b>	4, vs. Northeastern, 2/7/14
<b>Mins</b>	38, at Charleston, 2/27/14

<b>Career</b>
15, at George Mason, 2/29/12
6, at George Mason, 2/29/12
13, at George Mason, 2/29/12
4, vs. Drexel, 1/23/14
8, vs. Liberty, 12/4/12
4, vs. Longwood, 12/21/09
6 (4x), last vs. George Mason, 3/9/12
16, at Hofstra, 1/19/12
9, at Hofstra, 1/19/14
5 (4x), last vs. Hofstra, 2/23/14
5 (3x), last vs. Drexel, 3/10/12
44, at American (2OT), 11/13/11

### **#32, Angela Mickens**

	<b>Season</b>
<b>Points</b>	11, at Richmond, 11/21/13
<b>FGM</b>	4 (2x), last vs Drexel, 3/15/14
<b>FGA</b>	10, at Richmond, 11/21/13
<b>3FGM</b>	1 (2x), last vs. Delaware, 1/12/14
<b>3FGA</b>	2, at UNCW, 2/14/14
<b>FTM</b>	7, at Richmond, 11/21/13
<b>FTA</b>	9, at Richmond, 11/21/13
<b>Rebs</b>	9, at Richmond, 11/21/13
<b>Asts</b>	8 (3x), last vs Delaware, 1/12/14
<b>Blks</b>	
<b>Stls</b>	5, at Towson, 1/16/14
<b>Mins</b>	38, vs. Virginia, 11/8/13

<b>Career</b>
11, at Richmond, 11/21/13
4 (3x), last vs Drexel, 3/15/14
10, at Richmond, 11/21/13
1 (2x), last vs. Delaware, 1/12/14
2, at UNCW, 2/14/14
7, at Richmond, 11/21/13
9 (2x), at Richmond, 11/21/13
9, at Richmond, 11/21/13
8 (4x), last vs. Delaware, 1/12/14
1 (2x), last vs. NC A&T, 3/21/13
5 (2x), last at Towson, 1/16/14
38, vs. Virginia, 11/8/13

### **#33, Lauren Okafor**

	<b>Season</b>
<b>Points</b>	16, vs. Prairie View A&M, 12/14/13
<b>FGM</b>	6 (2x), last vs. Vanderbilt, 12/18/13
<b>FGA</b>	9 (2x), last vs. Norfolk State, 12/30/13
<b>3FGM</b>	
<b>3FGA</b>	
<b>FTM</b>	5, at North Carolina, 1/2/14
<b>FTA</b>	6 (2x), last at North Carolina, 1/2/14
<b>Rebs</b>	10, vs. Prairie View A&M, 12/14/13
<b>Asts</b>	1 (4x), last vs. Delaware, 3/16/14
<b>Blks</b>	5, at St. John's, 12/15/13
<b>Stls</b>	3, vs. Prairie View A&M, 12/14/13
<b>Mins</b>	22, at North Carolina, 1/2/14

### **#40, Da'Lishia Griffin**

	<b>Season</b>
<b>Points</b>	10 (2x), last at William & Mary, 2/4/14
<b>FGM</b>	5, at William & Mary, 2/4/14
<b>FGA</b>	11, at William & Mary, 2/4/14
<b>3FGM</b>	
<b>3FGA</b>	1 (2x), last at Hofstra, 1/19/14
<b>FTM</b>	4, at UNCW, 1/26/14
<b>FTA</b>	5, at UNCW, 1/26/14
<b>Rebs</b>	10, at William & Mary, 2/4/14
<b>Asts</b>	2, vs. William & Mary, 3/2/14
<b>Blks</b>	2, vs. Delaware, 1/12/14
<b>Stls</b>	2, vs. Delaware, 1/12/14
<b>Mins</b>	16 (2x), last at William & Mary, 2/4/14

### **Career**

16, vs. Prairie View A&M, 12/14/13  
6 (5x), last vs. Vanderbilt, 12/18/13  
\*10, vs. Alabama, 11/27/10

5, at North Carolina, 1/2/14  
\*8, vs. Massachusetts, 11/14/10  
\*13, vs. Dartmouth, 11/26/11  
\*3, vs. Dartmouth, 11/26/11  
5 (2x), last at St. John's, 12/15/13  
\*5, vs. West Virginia, 1/14/12  
\*41, at South Florida, 2/27/12  
*\*for Providence College*

### **Career**

10 (2x), last at William & Mary, 2/4/14  
5, at William & Mary, 2/4/14  
11, at William & Mary, 2/4/14

1 (2x), last at Hofstra, 1/19/14  
4, at UNCW, 1/26/14  
5, at UNCW, 1/26/14  
10, at William & Mary, 2/4/14  
2, vs. William & Mary, 3/2/14  
2, vs. Delaware, 1/12/14  
2, vs. Delaware, 1/12/14  
16 (2x), last at William & Mary, 2/4/14

## JMU AND POSTSEASON PLAY

### IN POSTSEASON PLAY

- **Nine in a Row:** JMU has now advanced to postseason play the last nine years.
- **First-Game Success:** JMU has lost its first game only five times in its previous 15 trips to the postseason (six WNIT, nine NCAA). Three of those five defeats came on the opponent's home court.
  - *The Dukes are 6-4 in their last 10 postseason tournament first-round games, but two of those four losses occurred on the opponent's home floor:*
    - 1) Win at home over Temple in 2001 WNIT
    - 2) Loss at Charlotte in 2006 WNIT
    - 3) Loss at Pittsburgh in 2007 NCAA
    - 4) Win at home over Radford in 2008 WNIT
    - 5) Win at home over American in 2009 WNIT
    - 6) Loss to Temple in 2010 NCAA at ODU
    - 7) Loss to Oklahoma in 2011 NCAA at Virginia
    - 8) Win at home over Davidson in 2012 WNIT
    - 9) Win at home over N.C. A&T in 2013 WNIT
    - 10) Win over Gonzaga in 2014 NCAA at Texas A&M
- **Happy at Home:** JMU is 16-1 in postseason games played at the JMU Convocation Center. (12-1 WNIT, 4-0 NCAA)
- **A WNIT Semifinalist Twice, Finalist Once:** The Dukes advanced to the WNIT semifinals in 2001 and played in the WNIT final in 2012.
- **Giant-Killer:** JMU has had some amazing success in its NCAA appearances, knocking off regionally top-seeded Virginia on the Cavaliers' home court in 1986 and beating nationally top-ranked Penn State on the Lions' home floor in 1991.

### OVERALL POSTSEASON PLAY SINCE 1983

**Appearances:** 15 (9 NCAA, 6 WNIT)

#### **Best Finishes Overall:**

- NCAA Round of 16 (1986, 87, 88, 91)
- WNIT Final (2012)

**Won-Lost Record:** 22-15

- **Home:** 16-1
- **Away:** 5-8
- **Neutral:** 1-6

#### **Under Kenny Brooks:**

**Appearances:** 9 (4 NCAA, 5 WNIT)

#### **Best Finishes under Kenny Brooks:**

- NCAA 1st round (2007, 2010, 2011)
- WNIT Final (2012)

**Won-Lost Record:** 12-8

- **Home:** 19-1
- **Away:** 1-5
- **Neutral:** 1-2

### NCAA HISTORY

**Appearances:** 10

**Best Finish:** Round of 16 (4 times)

**Won-Lost Record:** 8-9

- **Home:** 4-0
- **Away:** 3-3
- **Neutral:** 1-6

#### **Under Kenny Brooks:**

**Appearances:** 4

**Best Finish:** 2nd Round (2014)

**Won-Lost Record:** 1-3

- **Home:** 0-0
- **Away:** 0-1
- **Neutral:** 1-2

#### **#1 1986 (48 teams)**

East Region 1st Round, Providence, R.I.:

#8 JMU 55, #9 Providence 53

East Region 2nd Rd., Charlottesville, Va.:

#8 JMU 71, #1 Virginia 62

East Region Semifinals, Philadelphia, Pa.:

#4 Western Kentucky 72, #8 JMU 51

#### **#2 1987 (48 teams)**

East Region 2nd Round, Harrisonburg:

#4 JMU 68, #5 Vanderbilt 60

East Region Semifinals, Fayetteville, N.C.:

#1 Texas 91, #4 JMU 57

#### **#3 1988 (48 teams)**

East Region 2nd Round, Harrisonburg:

#4 JMU 70, #5 Clemson 63

East Region Semifinals, Norfolk, Va.:

#1 Tennessee 72, #4 JMU 52

#### **#4 1989 (48 teams)**

East Region 1st Round, Harrisonburg:

#6 JMU 94, #11 Providence 74

East Region 2nd Round, Columbus, Ohio:

#3 Ohio State 81, #6 JMU 66

#### **#5 1991 (48 teams)**

East Region 1st Round, Harrisonburg:

#8 JMU 70, #9 Kentucky 62

East Region 2nd Round, State College, Pa.:

#8 JMU 73, #1 Penn State 71

East Region Semifinals, Philadelphia:

#4 Clemson 57, #8 JMU 55

#### **#6 1996 (64 teams)**

Mideast Region 1st Round, Durham, N.C.:

#4 Duke 85, #13 JMU 58

#### **#7 2007 (64 teams)**

Dayton Region 1st Round, Pittsburgh:

#8 Pittsburgh 71, #9 JMU 61

#### **#8 2010 (64 teams)**

Dayton Region 1st Round, Norfolk, Va.:

#8 Temple 65, #9 JMU 53

#### **#9 2011 (64 teams)**

Dayton Region 1st Round, Charlottesville, Va.:

#6 Oklahoma 86, #11 JMU 72

#### **#10 2014 (64 teams)**

Lincoln Region 1st Round, College Station, Texas:

#11 James Madison 72, #6 Gonzaga 63

Lincoln Region 2nd, Round, College Station, Texas:

#3 Texas A&M vs. #11 James Madison

## JMU AND POSTSEASON PLAY

### WNIT HISTORY

**Appearances:** 6

**Best Finish:** Runner-up (2012)

**Won-Lost Record:** 14-6

- Home: 12-1
- Away: 2-5

### Under Kenny Brooks:

**Appearances:** 5

**Best Finish:** Finals (2012)

**Won-Lost Record:** 11-5

- Home: 10-1
- Away: 1-4

### 2001 (32 teams)

1st round (round of 32), Harrisonburg:

*JMU 59, Temple 57*

2nd round (round of 16), Harrisonburg:

*JMU 78, Georgetown 74*

Quarterfinals, Starkville, Miss.:

*JMU 63, Mississippi State 61*

Semifinals, Columbus, Ohio:

*Ohio State 74, JMU 65*

### 2006 (40 teams)

1st round

*Bye*

2nd round (round of 32), Charlotte, N.C.:

*Charlotte 70, JMU 62*

### 2008 (48 teams)

1st round, Harrisonburg:

*JMU 80, Radford 58*

2nd round (round of 32), Bloomington, Ind.:

*JMU 86, Indiana 81, OT*

Round of 16, Lexington, Ky.:

*Kentucky 84, JMU 76*

### 2009 (48 teams)

1st round, Harrisonburg:

*JMU 61, American 59*

2nd round (round of 32), Richmond, Va.:

*Richmond 59, JMU 57*

### 2012 (64 teams)

1st round (round of 64), Harrisonburg:

*JMU 64, Davidson 49*

2nd round (round of 32), Harrisonburg:

*JMU 84, Wake Forest 76, OT*

3rd round (round of 16), Harrisonburg:

*JMU 72, South Florida 45*

Quarterfinals, Harrisonburg:

*JMU 68, Virginia 59*

Semifinals, Harrisonburg:

*JMU 74, Syracuse 71*

Championship, Stillwater, Okla.:

*Oklahoma State 75, JMU 68*

### 2013 (64 teams)

1st round (round of 64), Harrisonburg:

*JMU 77, North Carolina A&T 64*

2nd round (round of 32), Harrisonburg:

*JMU 72, North Carolina State 66*

3rd round (round of 16), Harrisonburg:

*JMU 77, Fordham 62*

Quarterfinals, Harrisonburg:

*Florida 85, JMU 80*

### CAA TEAMS IN POSTSEASON

*9th year 3 or more CAA teams in the postseason*

Year	Event	Team	Round	Advanced To	
<b>2005-06</b> <b>40</b>	NCAA:	ODU	Round of 64	1st rd	
	WNIT:	Delaware	Round of 32*	2nd rd	
		Hofstra	Round of 32	2nd rd	
		JMU	Round of 32*	2nd rd	
<b>2006-07</b>	NCAA:	Delaware	Round of 64	1st rd	
		JMU	Round of 64	1st rd	
		ODU	Round of 64	1st rd	
	<b>48</b>	WNIT:	Hofstra	Quarterfinals*	4th rd
<b>2007-08</b> <b>48</b>	NCAA:	ODU	Round of 16	3rd rd	
	WNIT:	JMU	Round of 16	3rd rd	
<b>2008-09</b>	NCAA:	Drexel	Round of 64	1st rd	
		VCU	Round of 64	1st rd	
	<b>48</b>	WNIT:	JMU	Round of 32	2nd rd
	<b>2009-10</b> <b>64</b>	NCAA:	JMU	Round of 64	1st rd
WNIT:		Delaware	Round of 64	1st rd	
		Drexel	Round of 64	1st rd	
		Hofstra	Round of 32	2nd rd	
		ODU	Round of 32	2nd rd	
		VCU	Round of 16	3rd rd	
	WBI:	Towson	Round of 16	1st rd	
<b>2010-11</b> <b>64</b>	NCAA:	JMU	Round of 64	1st rd	
	WNIT:	Delaware	Round of 64	1st rd	
		Drexel	Round of 64	1st rd	
		ODU	Round of 64	1st rd	
		UNCW	Round of 32	2nd rd	
		VCU	Round of 64	1st rd	
<b>2011-12</b> <b>64</b>	NCAA:	Delaware	Round of 32	2nd rd	
	WNIT:	Drexel	Round of 32	2nd rd	
		Hofstra	Round of 64	1st rd	
		JMU	Final	6th rd	
		UNCW	Round of 64	1st rd	
		VCU	Round of 16	3rd rd	
<b>2012-13</b> <b>64</b>	NCAA:	Delaware	Round of 16	3rd rd	
	WNIT:	JMU	Quarterfinals	4th rd	
		Drexel	Final	6th rd	
		ODU	Round of 64	1st rd	
<b>2013-14</b> <b>64</b>	NCAA:	JMU	Round of 32	vs. Texas A&M	
	WNIT:	Delaware	Round of 64	at Rutgers	
	WBI:	Charleston	Round of 16	vs. USC Upstate	

*Bold italics indicates number of teams in tournament*

*\*Had first-round bye*

### 2013-14 JMU OPPONENTS IN POSTSEASON PLAY

Opponent	Date	Site	Result
<b>NCAA Tournament, 5 opponents, 5 games (2-3 record)</b>			
Wright State	12/1	N	L 77-79
<i>Horizon champ L - #3 Kentucky 106, #14 Wright State 60 (1Rd)</i>			
Prairie View A&M	12/14	N	W 79-50
<i>SWAC champ. L - #1 UConn 87, #16 PVAM 44 (1Rd)</i>			
St. John's	12/15	A	W 64-51
<i>W - #8 St. John's 71, #9 USC 68 (1Rd)</i>			
<i>#8 St. John's vs. #1 Tennessee, 3/24</i>			
Vanderbilt	12/18	H	L 85-89 (OT)
<i>L - #9 Arizona State 69, #8 Vanderbilt 61 (1Rd)</i>			
North Carolina	1/2	A	L 71-74
<i>W - #4 UNC 60, #13 UT-Martin 58 (1Rd)</i>			
<i>#4 UNC vs. #5 Michigan State, 3/25</i>			

### WNIT, 2 opponents, 4 games (3-1 record)

Mississippi St.	11/30	N	L 52-65	2Rd: 3/24 vs. Southern Miss
Delaware	1/12	H	W 87-51	L, Rutgers 65-61
	2/20	A	W 72-61	
	3/16	N	W 70-45	

### WBI, 1 opponent, 2 games (1-1 record)

Charleston	1/31	H	W 92-59	SFs: CofC vs. SFA, 3/26
	2/27	A	L 78-85	

# JMU AND THE CAA TOURNAMENT

## JMU's CAA TOURNAMENT HISTORY

- JMU, Old Dominion, Delaware, Drexel, East Carolina and Richmond are the only teams to ever finish atop the regular-season standings in the 31-year history of the league (includes two seasons of ECAC South competition).
- ODU finished first or tied for first in the CAA regular-season standings 18 times, and the **Dukes have finished first or tied for first eight times**. Delaware and former league members East Carolina and Richmond finished first or tied for first three times, and Drexel finished first in 2009. (First-place ties occurred in 1986, 1991, 1995 and 2003)
- In the CAA quarterfinals: JMU has a 21-4 record in QF games. The Dukes were eliminated in the quarterfinals in 1993 (William & Mary, 60-58), 1999 (ODU, 73-45), 2002 (George Mason, 65-56) and 2004 (George Mason, 84-67). This includes a 3-0 record in pre-semifinal rounds in those years where fewer than eight teams competed.
- In the CAA semifinals: The Dukes have played in 27 of 31 CAA SFs, coming out with a 15-12 record in SF play. JMU made ten consecutive trips to the semifinals from 2005-2014 and nine consecutive trips from 1984-92.
- In the CAA finals: The Dukes have played in 15 of 30 CAA championship games with a 7-8 record (wins 1986-89, 2010-11).

## JMU BY SEED IN THE CAA TOURNAMENT

### SEED &

### RECORD TOURN. FINISH, YEAR, RECORD & TEAM ELIM. BY

SEED	RECORD	TOURN. FINISH	YEAR	RECORD	TEAM ELIM. BY
#1	1st	1st	1st	1st	SF
	'86	'87	'88	'89	'91 '95 '11 '14
16-2	2-0	2-0	2-0	2-0	0-1 2-1 3-0 3-0
					ECU ODU
#2	2nd	QF	2nd	SF	2nd 2nd 2nd SF 1st
	'85	'93	'96	'00	'01 '06 '07 '08 '10
16-10	2-1	0-1	2-1	1-1	1-1 2-1 2-1 1-1 3-0
		ECU WM	ODU NCW	ODU ODU	ODU VCU
#2	SF	SF			
	'12	'13			
	1-1	1-1			
	Drex	Drex			
#3	2nd	SF	SF	2nd	
	'90	'94	'98	'09	
6-4	2-1	1-1	1-1	2-1	
	UR	GM	AU	Drex	
#4	SF	SF	QF	SF	SF
	'92	'97	'02	'03	'05
4-5	1-1	1-1	0-1	1-1	1-1
	ECU	ODU	GM	ODU	Del
#5	SF				
	'84				
1-1	1-1				
	UR				
#7	QF				
	'04				
1-1	1-1				
	GM				
#8	QF				
	'99				
1-1	1-1				
	AU				

## JMU YEAR BY YEAR IN THE CAA TOURNAMENT

YEAR	REG.	SEASON	SEED	TOURNAMENT	RECORD
1984	1-5	5th	5	Semifinalist	1-1
1985	10-2	2nd	2	Runner-up (ECU)	2-1
1986	11-1	T-1st	1	Champion (ECU)	2-0
1987	12-0	1st	1	Champion (AU)	2-0
1988	12-0	1st	1	Champion (GM)	2-0
1989	12-0	1st	1	Champion (UR)	2-0
1990	8-4	T-2nd	3	Runner-up (UR)	2-1
1991	11-1	T-1st	1	Semifinalist	0-1
1992	8-6	4th	4	Semifinalist	1-1
1993	9-5	2nd	2	Quarterfinalist	0-1
1994	9-5	T-3rd	3	Semifinalist	1-1
1995	13-1	T-1st	1	Runner-up (ODU)	2-1
1996	12-4	2nd	2	Runner-up (ODU)	2-1
1997	9-7	4th	4	Semifinalist	1-1
1998	10-6	T-3rd	3	Semifinalist	1-1
1999	4-12	T-8th	8	Quarterfinalist	1-1
2000	11-5	2nd	2	Semifinalist	1-1
2001	12-4	2nd	2	Runner-up (ODU)	1-1
2002	10-8	T-4th	4	Quarterfinalist	0-1
2003	11-7	T-4th	4	Semifinalist	1-1
2004	7-11	T-7th	7	Quarterfinalist	1-1
2005	10-8	4th	4	Semifinalist	1-1
2006	14-4	2nd	2	Runner-up (ODU)	2-1
2007	16-2	T-2nd	2	Runner-up (ODU)	2-1
2008	14-4	2nd	2	Semifinalist	1-1
2009	14-4	3rd	3	Runner-up (Drex)	2-1
2010	13-5	2nd	2	Champion (ODU)	3-0
2011	16-2	1st	1	Champion (UD)	3-0
2012	14-4	2nd	2	Semifinalist	1-1
2013	15-3	2nd	2	Semifinalist	1-1
2014	15-1	1st	1	Champion (UD)	3-0

### Overall Record

**45-24**

*In parentheses is opponent in final*

## TEAMS THAT HAVE ELIMINATED THE DUKES

TEAM	TIMES	YEARS
Old Dominion	7	95, 96, 97, 01, 03, 06, 07
East Carolina	3	85, 91, 92
George Mason	3	94, 02, 04
Drexel	3	09, 12, 13
American	2	98, 99
Richmond	2	84, 90
Delaware	1	05
UNCW	1	00
VCU	1	08
William & Mary	1	93

## TOURNAMENT EVOLUTION

NO. OF TEAMS	YEARS	ROUNDS
5	1984	3
7	1985-91	3
8	1992-95	3
9	1996-2000	4
6	2001	3
10	2002-05	4
12	2006-12	4
9	2013-14	4

## JMU AND THE CAA TOURNAMENT - RESULTS

### **1984, GREENVILLE, N.C. (MINGES COLISEUM)**

JMU (1-5) seeded #5  
#5 JMU 73, #4 William and Mary 43 (first round)  
#1 Richmond 67, JMU 56 (semifinals)  
(#2 East Carolina 54, #1 Richmond 39 in final)

### **1985, RICHMOND, VA. (ROBINS CENTER)**

JMU (10-2) seeded #2  
#2 JMU 68, #7 William and Mary 48 (first round)  
#2 JMU 74, #3 UNC Wilmington 55 (semifinals)  
#1 East Carolina 65, #2 JMU 59 (championship)

### **1986, WILMINGTON, N.C. (TRASK COLISEUM)**

JMU (11-1) seeded #1<sup>^</sup> (first-round bye)  
#1 JMU 74, #4 UNC Wilmington 55 (semifinals)  
#1 JMU 66, #2 East Carolina 62 (championship)

### **1987, HARRISONBURG, VA. (JMU CONVO)**

JMU (12-0) seeded #1 (first-round bye)  
#1 JMU 107, #5 UNC Wilmington 48 (semifinals)  
#1 JMU 74, #3 American 62 (championship)

### **1988, WASHINGTON, D.C. (BENDER ARENA)**

JMU (12-0) seeded #1 (first-round bye)  
#1 JMU 86, #5 UNC Wilmington 62 (semifinals)  
#1 JMU 87, #3 George Mason 72 (championship)

### **1989, WILLIAMSBURG, VA. (WM & MARY HALL)**

JMU (12-0) seeded #1 (first-round bye)  
#1 JMU 71, #4 East Carolina 63 (semifinals)  
#1 JMU 55, #2 Richmond 45 (championship)

### **1990, RICHMOND, VA. (ROBINS CENTER)**

JMU (8-4) seeded #3  
#3 JMU 71, #6 American 56 (first round)  
#3 JMU 72, #2 East Carolina 49 (semifinals)  
#1 Richmond 47, #3 JMU 46 (championship)

### **1991, HARRISONBURG, VA. (JMU CONVO)**

JMU (11-1) seeded #1<sup>^</sup> (first-round bye)  
#5 East Carolina 78, #1 JMU 75 (semifinals)  
#2 Richmond 88, #5 East Carolina 70 in final)

### **1992, NORFOLK, VA. (ODU FIELD HOUSE)**

JMU (8-6) seeded #4  
#4 JMU 64, #5 George Mason 56 (quarterfinals)  
#1 East Carolina 63, #4 JMU 54 (semifinals)  
(#3 Old Dominion 80, #1 East Carolina 75 in final)

### **1993, NORFOLK, VA. (ODU FIELD HOUSE)**

JMU (9-5) seeded #2  
#7 William & Mary 60, #2 JMU 58 (quarterfinals)  
(#1 Old Dominion 65, #7 Wm & Mary 51 in final)

### **1994, HARRISONBURG, VA. (JMU CONVO)**

JMU (9-5) seeded #3  
JMU 80, #6 American 43 (quarterfinals)  
#2 George Mason 63, #3 JMU 43 (semifinals)  
(#1 Old Dominion 78, #2 George Mason 61 in final)

### **1995, NORFOLK, VA. (ODU FIELD HOUSE)**

JMU (13-1) seeded #1<sup>^</sup>  
#1 JMU 72, #8 East Carolina 64, OT (quarterfinals)  
#1 JMU 68, #5 Richmond 52 (semifinals)  
#2 Old Dominion 63, #1 JMU 44 (championship)

### **1996, NORFOLK, VA. (ODU FIELD HOUSE)**

JMU (12-4) seeded #2  
#2 JMU 77, #7 East Carolina 63 (quarterfinals)  
#2 JMU 74, #3 George Mason 61 (semifinals)  
#1 Old Dominion 84, #2 JMU 58 (championship)

### **1997, RICHMOND, VA. (RICHMOND COLISEUM)**

JMU (9-7) seeded #4  
#4 JMU 55, #5 George Mason 48 (quarterfinals)  
#1 Old Dominion 86, #4 JMU 48 (semifinals)  
(#1 Old Dominion 83, #6 East Carolina 46 in final)

### **1998, RICHMOND, VA. (RICHMOND COLISEUM)**

JMU (10-6) seeded #3  
#3 JMU 72, #6 Richmond 68 (quarterfinals)  
#2 American 53, #3 JMU 52 (semifinals)  
(#1 Old Dominion 82, #2 American 49 in final)

### **1999, RICHMOND, VA. (ROBINS CENTER)**

JMU (4-12) seeded #8  
#8 JMU 58, #9 American 36 (first round)  
#1 Old Dominion 73, #8 JMU 45 (quarterfinals)  
(#1 Old Dominion 73, #6 East Carolina 67 in final)

### **2000, RICHMOND, VA. (ALLTEL PAVILION)**

JMU (11-5) seeded #2  
#2 JMU 72, #7 American 70, 2 OT (quarterfinals)  
#3 UNC Wilmington 65, #2 JMU 62 (semifinals)  
(#1 Old Dominion 92, #3 UNC Wilmington 49 in final)

### **2001, NORFOLK, VA. (ODU FIELD HOUSE)**

JMU (12-4) seeded #2  
#2 JMU 72, #3 George Mason 68, OT (semifinals)  
#1 Old Dominion 66, #2 JMU 62 (championship)

### **2002, NORFOLK, VA. (ODU FIELD HOUSE)**

JMU (10-8) seeded #4  
#5 George Mason 65, #4 JMU 56 (quarterfinals)  
(#1 Old Dominion 76, #6 UNC Wilmington 48 in final)

### **2003, NORFOLK, VA. (CONSTANT CONVO. CTR.)**

JMU (11-7) seeded #4  
#4 JMU 70, #5 George Mason 50 (quarterfinals)  
#1 Old Dominion 71, #4 JMU 55 (semifinals)  
(#1 Old Dominion 66, #2 Delaware 58 in final)

### **2004, NORFOLK, VA. (CONSTANT CONV. CTR.)**

JMU (7-11) seeded #7  
#7 JMU 63, #10 Towson 61 (first round)  
#2 George Mason 84, #7 JMU 67 (quarterfinals)  
(#1 Old Dominion 85, #2 George Mason 81 in final)

### **2005, FAIRFAX, VA. (PATRIOT CENTER)**

JMU (10-8) seeded #4  
JMU 71, #5 Towson 66 (quarterfinals)  
#1 Delaware 62, JMU 57 (semifinals)  
(#2 Old Dominion 78, #1 Delaware 74, OT, in final)

### **2006, FAIRFAX, VA. (PATRIOT CENTER)**

JMU (14-4) seeded #2  
JMU 53, #7 Drexel 51, OT (quarterfinals)  
JMU 61, #3 Delaware 59 (semifinals)  
#1 Old Dominion 58, JMU 54 (championship)

### **2007, NEWARK, DEL. (CARPENTER CENTER)**

JMU (16-2) seeded #2  
JMU 73, #10 UNCW 43 (quarterfinals)  
JMU 67, #3 Delaware 56 (semifinals)  
#1 Old Dominion 78, JMU 70 (championship)

### **2008, NEWARK, DEL. (CARPENTER CENTER)**

JMU (14-4) seeded #2  
JMU 53, #7 William & Mary 46 (quarterfinals)  
#3 VCU, JMU 69, JMU 60 (semifinals)  
(#1 ODU 71, #3 VCU 64 in final)

### **2009, HARRISONBURG, VA. (JMU CONVO.)**

JMU (14-4) seeded #3  
JMU 51, #6 Northeastern 49 (quarterfinals)  
JMU 65, #2 VCU 57 (semifinals)  
#1 Drexel 64, JMU 58 (final)

### **2010, HARRISONBURG, VA. (JMU CONVO.)**

JMU (13-5) seeded #2  
JMU 67, #10 UNCW 40 (quarterfinals)  
JMU 79, #3 VCU 70 (semifinals)  
JMU 67, #1 Old Dominion 53 (final)

### **2011, UPPER MARLBORO, MD. (SHOW PLACE ARENA)**

JMU (16-2) seeded #1  
JMU 70, #9 Georgia State 51 (quarterfinals)  
JMU 67, #4 VCU 57 (semifinals)  
JMU 67, #7 Delaware 61 (final)

### **2012, UPPER MARLBORO, MD. (SHOW PLACE ARENA)**

JMU (14-4) seeded #2  
JMU 64, #7 George Mason 54 (quarterfinals)  
#3 Drexel 67, JMU 50 (semis)  
(#1 Delaware 59, #3 Drexel 43 in final)

### **2013, UPPER MARLBORO, MD. (SHOW PLACE ARENA)**

JMU (14-4) seeded #2  
#2 JMU 59, #7 Towson 48 (quarterfinals)  
#3 Drexel 50, #2 JMU 34 (semis)  
(#1 Delaware 59, #2 Drexel 56 in final)

### **2014, UPPER MARLBORO, MD. (SHOW PLACE ARENA)**

JMU (15-1) seeded #1  
#1 JMU 69, #9 UNCW 56 (quarterfinals)  
#1 JMU 55, #4 Drexel 42 (semifinals)  
#1 JMU 70, #2 Delaware 45 (finals)

# JMU AND THE CAA TOURNAMENT

## JMU IN THE CAA TOURNAMENT - YEAR BY YEAR

YEAR	SITE	CAA REC.	SEED	1ST RD	RESULT	QF/PRE-SF	RESULT	SFs	RESULT	FINAL	RESULT
1984	ECU	1-5	#5			#4 W&M	W 73-43	#1 UR	L 56-67	#2 ECU d. #1 UR	54-39
1985	UR	10-2	#2			#7 W&M	W 68-48	#4 UNCW	W 74-55	#1 ECU d. #2 JMU	65-59
1986	UNCW	11-1	#1					#4 UNCW	W 74-55	#1 JMU d. #2 ECU	66-62
1987	JMU	12-0	#1					#5 UNCW	W 107-48	#1 JMU d. #3 AU	74-62
1988	AU	12-0	#1					#5 UNCW	W 86-62	#1 JMU d. #3 GMU	87-72
1989	W&M	12-0	#1					#4 ECU	W 71-63	#1 JMU d. #2 UR	55-45
1990	UR	8-4	#3			#6 AU	W 71-56	#2 ECU	W 72-49	#1 UR d. #3 JMU	47-46
1991	JMU	11-1	#1					#5 ECU	L 75-78	#2 UR d. #5 ECU	88-70
1992	ODU (FH)	8-6	#4			#5 GMU	W 64-56	#1 ECU	L 54-63	#3 ODU d. #1 ECU	80-75
1993	ODU (FH)	9-5	#2			#7W&M	L 58-60			#1 ODU d. #7 W&M	65-51
1994	JMU	9-5	#3			#6 AU	W 80-43	#2 GMU	L 43-63	#1 ODU d. #2 GMU	78-61
1995	ODU (FH)	13-1	#1			#8 ECU	W 72-64	#5 UR	W 68-52	#2 ODU d. #1 JMU	63-44
1996	ODU (FH)	12-4	#2			#7 ECU	W 77-63	#3 GMU	W 74-61	#1 ODU d. #2 JMU	84-58
1997	Richmond Coliseum	9-7	#4			#5 GMU	W 55-48	#1 ODU	L 48-86	#1 ODU d. #6 ECU	83-46
1998	Richmond Coliseum	10-6	#3			#6 UR	W 72-68	#2 AU	L 52-53	#1 ODU d. #2 AU	82-49
1999	UR	4-12	#8	#9 AU	W 58-36	#1 ODU	L 45-73			#1 ODU d. #6 ECU	73-67
2000	VCU	11-5	#2			#7 AU	W 72-70	#3 UNCW	L 62-65	#1 ODU d. #3 UNCW	92-49
2001	ODU (FH)	12-4	#2					#3 GMU	W 72-68	#1 ODU d. #2 JMU	66-62
2002	ODU (FH)	10-8	#4			#5 GMU	L 56-65			#1 ODU d. #6 UNCW	76-48
2003	ODU	11-7	#4			#5 GMU	W 70-50	#1 ODU	L 71-55	#1 ODU d. #2 UDEL	66-58
2004	ODU	7-11	#7	#10 Tow	W 63-61	#2 GMU	L 67-84			#1 ODU d. #2 GMU	85-81
2005	GMU	10-8	#4			#5 Tow	W 71-66	#1 UDEL	L 57-62	#2 ODU d. #1 UDEL	78-74
2006	GMU	14-4	#2			#7 Drex	W 53-51	#3 UDEL	W 61-59	#1 ODU d. #2 JMU	58-54
2007	UDEL	16-2	#2			#10 UNCW	W 73-43	#3 UDEL	W 67-56	#1 ODU d. #2 JMU	78-70
2008	UDEL	14-4	#2			#7 W&M	W 53-46	#3 VCU	L 60-69	#1 ODU d. #3 VCU	71-64
2009	JMU	14-4	#3			#6 NE	W 51-49	#2 VCU	W 65-57	#1 Drex d. #3 JMU	64-58
2010	JMU	13-5	#2			#10 UNCW	W 67-40	#3 VCU	W 79-70	#2 JMU d. #1 ODU	67-53
2011	Show Place Arena (Md.)	16-2	#1			#9 GSU	W 70-51	#4 VCU	W 67-57	#1 JMU d. #7 UDEL	67-61
2012	Show Place Arena (Md.)	14-4	#2			#7 GMU	W 64-54	#3 Drex	L 50-67	#1 UDEL d. #3 Drex	59-43
2013	Show Place Arena (Md.)	13-5	#2			#7 Tow	W 59-48	#3 Drex	L 35-50	#1 UDEL d. #3 Drex	59-56
2014	Show Place Arena (Md.)	15-1	#1			#9 UNCW	W 69-56	#4 Drex	W, 55-43	#1 JMU d. #2 UDEL	70-45

### CAA TOURNAMENT HISTORY

- Six CAA championship game appearances in the last eight years
- 15 title game appearances, which ranks second all-time behind ODU's 18; no other current CAA member has played in more than three

### CAA TOURNAMENT 1984-2013

\* former CAA member

	Seeded #1	Championships Won
Old Dominion*	15	17
JMU	8	7
Delaware	3	1
East Carolina*	2	2
Richmond*	2	2
Drexel	1	1

Note: Seed numbers include 2014 tournament

### APPEARANCES IN CAA TOURNAMENT CHAMPIONSHIP GAME

Old Dominion*	18
JMU	15
East Carolina*	7
Delaware	6
Richmond*	4
Drexel	3
George Mason*	3
American*	2
UNC Wilmington	2
Virginia Commonwealth*	1
William and Mary	1

### CAA TOURNAMENT MISCELLANEOUS FACTS

#### YEARS THE TOP SEED DIDN'T WIN THE TOURNAMENT:

1984	Richmond
1991	JMU
1992	East Carolina
1995	JMU
2005	Delaware
2010	Old Dominion

#### YEARS THE TOP SEED DIDN'T ADVANCE TO THE FINALS:

1991	JMU
------	-----

#### YEARS THE HOST TEAM WON THE TOURNAMENT:

(Tournament seed in parentheses)	
1984	East Carolina (2)
1987	JMU (1)
1990	Richmond (1)
1992	Old Dominion (3)
1993	Old Dominion (1)
1995	Old Dominion (1)
1996	Old Dominion (1)
2001	Old Dominion (1)
2002	Old Dominion (1)
2003	Old Dominion (1)
2004	Old Dominion (1)
2010	JMU (2)

## JMU AND CAA HONORS

### ALL-CAA HONORS IN 2013-14

- **Kirby Burkholder** Player of the Year
- **Nikki Newman** Defensive Player of the Year
- **Kenny Brooks** Coach of the Year
- The first time since 1999 the POY, DPOY & COY have come from the same team.
- **Burkholder** All-CAA 1st tm
- **Precious Hall, Toia Giggetts** All-CAA 2nd tm
- **Newman** All-CAA 3rd tm
- 14th year in a row a Duke has been named All-CAA
- The Dukes have had a player earn all-conference honors every year except 1999 and 2000.
- **Jazmon Gwathmey, Newman** All-Defensive
- **Burkholder, Newman** All-Academic

### CAA ALL-ACADEMIC

- 1987 Julie Franken, Betsy Witman  
 1989 Carolin Dehn-Duhr, Vicki Harris  
 1990 Vicki Harris, Emily McCracken, Paula Schuler  
 1991 Vicki Harris, Emily McCracken  
 1992 Emily McCracken  
 1994 Mary Eileen Algeo  
 1995 Mary Eileen Algeo  
 2000 Allyson Keener  
 2001 Stacey Todd  
 2002 Allyson Keener  
 2003 Nadine Morgan  
 2005 Andrea Benvenuto, Lesley Dickinson  
 2006 Andrea Benvenuto, Lesley Dickinson  
 2007 Andrea Benvenuto, Hon. Mention Jennifer Brown  
 2008 Second Team Jennifer Brown  
 2010 Sarah Williams, Hon. Mention Kiara Francisco, Jalissa Taylor  
 2011 Second Team Lauren Whitehurst, Hon. Mention Jalissa Taylor  
 2012 Second Team Kirby Burkholder, Hon. Mention Lauren Whitehurst  
 2013 Second Team Kirby Burkholder, Hon. Mention Kanita Shepherd  
 2014 Kirby Burkholder, Nikki Newman

### ALL-CAA

- |      |     |                       |       |
|------|-----|-----------------------|-------|
| 1984 | 1st | Sue Manelski (G)      | Jr.   |
| 1985 | 2nd | Michele James (F)     | Sr.   |
| 1986 | 1st | Julie Franken (F)     | Jr.   |
|      | 2nd | Floretta Jackson (G)  | Jr.   |
| 1987 | 1st | Sydney Beasley (C)    | Jr.   |
|      | 1st | Floretta Jackson (G)  | Sr.   |
| 1988 | 1st | Sydney Beasley (C)    | Sr.   |
|      | 1st | Alisa Harris (C)      | Sr.   |
|      | 2nd | Missy Dudley (G)      | Jr.   |
| 1989 | 1st | Carolin Dehn-Duhr (C) | Sr.   |
|      | 1st | Missy Dudley (F)      | Sr.   |
|      | 2nd | Donna Budd (G)        | Sr.   |
| 1990 | 1st | Vicki Harris (F)      | Jr.   |
|      | 2nd | Paula Schuler (G)     | Jr.   |
| 1991 | 1st | Vicki Harris (F)      | Sr.   |
|      | 1st | Paula Schuler (F)     | Sr.   |
| 1992 | 2nd | Elnora Jones (F)      | Sr.   |
|      | 2nd | Emily McCracken (G)   | Sr.   |
| 1993 | 2nd | Kara Ratliff (F)      | So.   |
| 1994 | 1st | Kara Ratliff (F)      | Jr.   |
| 1995 | 1st | Sarah Schreib (F)     | So.   |
|      | 2nd | Krissy Heinbaugh (F)  | Jr.   |
|      | 2nd | Holly Rilinger (G)    | So.   |
| 1996 | 1st | Krissy Heinbaugh (G)  | Sr.   |
|      | 1st | Sarah Schreib (F)     | Jr.   |
|      | 2nd | Holly Rilinger (G)    | Jr.   |
| 1997 | 2nd | Sarah Schreib (F)     | Sr.   |
| 1998 | 2nd | Kish Jordan (F)       | Jr.   |
| 2001 | 1st | Nadine Morgan (F)     | So.   |
| 2002 | 2nd | Shanna Price (F)      | Jr.   |
| 2003 | 1st | Shanna Price (F)      | Sr.   |
| 2004 | 3rd | Lesley Dickinson (F)  | Fr.   |
|      | 3rd | Meredith Alexis (F)   | Fr.   |
| 2005 | 2nd | Meredith Alexis (F)   | So.   |
|      | 2nd | Lesley Dickinson (F)  | So.   |
| 2006 | 1st | Meredith Alexis (C)   | Jr.   |
|      | 1st | Tamera Young (G)      | So.   |
|      | 3rd | Lesley Dickinson (F)  | Jr.   |
| 2007 | 1st | Meredith Alexis (C)   | Sr.   |
|      | 1st | Tamera Young (G)      | Jr.   |
|      | 3rd | Andrea Benvenuto (G)  | Sr.   |
| 2008 | 1st | Tamera Young (G)      | Sr.   |
| 2009 | 1st | Dawn Evans (G)        | So.   |
| 2010 | 1st | Dawn Evans (G)        | Jr.   |
| 2011 | 1st | Dawn Evans (G)        | Sr.   |
|      | 2nd | Lauren Jimenez (C)    | Sr.   |
| 2012 | 2nd | Tarik Hislop (G)      | Jr.   |
|      | 3rd | Kirby Burkholder (G)  | So.   |
| 2013 | 1st | Tarik Hislop (G)      | Sr.   |
|      | 1st | Kirby Burkholder (G)  | Jr.   |
| 2014 | 1st | Kirby Burkholder (G)  | Sr.   |
|      | 2nd | Precious Hall (G)     | So.   |
|      | 2nd | Toia Giggetts (F)     | Jr.   |
|      | 3rd | Nikki Newman (G/F)    | Sr.-r |

### CAA ALL-ROOKIE

- |      |                                    |
|------|------------------------------------|
| 1985 | Alisa Harris**^                    |
| 1988 | Brandy Cruthird*                   |
| 1989 | Emily McCracken                    |
| 1990 | Paula Schuler                      |
| 1992 | Jackie Freeman, Krissy Heinbaugh*  |
| 1993 | Heather Hopkins                    |
| 1994 | Sarah Schreib*                     |
| 1997 | Mistiza Colebank                   |
| 1998 | Kia Cole, Becky Wollenberg         |
| 2000 | Shanna Price                       |
| 2003 | Denaë Dobbins                      |
| 2004 | Lesley Dickinson*, Meredith Alexis |
| 2005 | Tamera Young                       |
| 2008 | Dawn Evans                         |
| 2010 | Tarik Hislop                       |
| 2012 | Toia Giggetts                      |
| 2013 | Jazmon Gwathmey, Precious Hall*    |
- \*Rookie of the Year... ^ no All-Rookie Team named (only Rookie of Year selected)*

### CAA ALL-DEFENSIVE

- awarded 1987-98, 2000-present*
- |      |                                  |
|------|----------------------------------|
| 1987 | Donna Budd, Floretta Jackson     |
| 1988 | Donna Budd, Alisa Harris         |
| 1989 | Donna Budd                       |
| 1990 | Emily McCracken                  |
| 1991 | Kerri Gilmore, Emily McCracken   |
| 1992 | Emily McCracken                  |
| 1993 | Christina Lee                    |
| 1994 | Krissy Heinbaugh                 |
| 1995 | Christina Lee                    |
| 1996 | Krissy Heinbaugh                 |
| 1997 | Kish Jordan                      |
| 2003 | Jess Cichowicz                   |
| 2006 | Tamera Young                     |
| 2007 | Shirley McCall                   |
| 2012 | Nikki Newman*, Lauren Whitehurst |
| 2014 | Nikki Newman*, Jazmon Gwathmey   |
- \*Defender of the Year*

### CAA PLAYER OF THE YEAR

- |      |                      |
|------|----------------------|
| 1987 | Sydney Beasley (C)   |
| 1988 | Sydney Beasley (C)   |
| 2007 | Meredith Alexis (C)  |
| 2008 | Tamera Young (G/F)   |
| 2011 | Dawn Evans (G)       |
| 2014 | Kirby Burkholder (G) |

### CAA COACH OF THE YEAR

- |      |                |
|------|----------------|
| 1986 | Shelia Moorman |
| 1987 | Shelia Moorman |
| 1988 | Shelia Moorman |
| 1989 | Shelia Moorman |
| 1991 | Shelia Moorman |
| 2000 | Bud Childers   |
| 2007 | Kenny Brooks   |
| 2014 | Kenny Brooks   |

### CAA DEFENSIVE PLAYER OF THE YEAR

- |      |                    |
|------|--------------------|
| 2012 | Nikki Newman (G/F) |
| 2014 | Nikki Newman (G/F) |