Game #20

Texas A&M Aggies (14-5, 3-2 Big 12)

vs. Oklahoma State Cowboys (15-4, 3-2 Big 12 Conference)

Wednesday, January 27, 2010 ■ 6:33 p.m. (CT) ■ ESPN2

Stillwater, Okla. ■ Gallagher-Iba Arena (13,611 cap.)

Media Coverage

TELEVISION ■ ESPN2

Play-by-Play ..... Ron Franklin
Analyst..... Hubert Davis
Direct TV ..... Channel 209
Dish Network ..... Channel 144
Online ESPN360.com

RADIO ■ Texas A&M Sports Network

Play-by-Play ..... Dave South
Analyst..... Al Pulliam
Sirius Satellite Radio ..... Channel 127

SERIES ■ OSU leads, 29-13

In Stillwater ..... OSU leads, 13-4
At Gallagher-Iba Arena ..... OSU leads, 12-2
Last Meeting ..... A&M 76, OSU 64
Jan. 31, 2009 in College Station

MEDIA RELATIONS CONTACT

Oklahoma St.... Mike Noteware (cell: 405-612-4843)
Texas A&M..... Colin Killian (cell: 979-229-4706)

Schedule/Results

Current Streak ..... Won 2
Longest Win Streak ..... 4 (twice)
Longest Loss Streak ..... 2 (once)

N13	**Angelo State**	**W, 88-69**
N16	at SMU	W, 80-68
N20	**Samford**	**W, 68-49**
N26	$vs. #19 Clemson *(ESPN2)*	W, 69-60
N27	$vs. #8 West Virginia *(ESPN)*	L, 73-66
N29	$vs. #16 Minnesota *(ESPN2)*	W, 66-65
D2	**Prairie View A&M**	**W, 84-59**
D4	**Akron** *(FS SW)*	**W, 74-62**
D7	**North Texas** *(FS SW)*	**W, 75-65**
D12	%vs. New Mexico *(FS SW)*	L, 84-81
D19	**The Citadel**	**W, 71-50**
D22	&at #19 Washington *(FS)*	L, 73-64
J2	**Northwestern State**	**W, 89-63**
J5	**North Dakota** *(FS)*	**W, 82-41**
J9	**Nebraska** *(Big 12)*	**W, 64-53**
J12	at #12 Kansas State *(ESPN2)*	L, 88-65
J16	at #1 Texas *(ESPNU)*	(OT) L, 72-67
J19	**Oklahoma** *(Big 12)*	**W, 65-62**
J23	**Colorado** *(Big 12)*	**W, 67-63**
J27	at Oklahoma State *(ESPN2)*	6:30 p.m.
J30	**Texas Tech** *(FS SW)*	**8 p.m.**
F3	at Missouri *(ESPNU)*	8 p.m.
F6	**Baylor** *(Big 12)*	**3 p.m.**
F13	at Texas Tech *(ESPN2)*	4 p.m.
F15	**Kansas** *(ESPN)*	**8 p.m.**
F20	at Iowa State *(Big 12)*	3 p.m.
F24	at Baylor *(ESPNU)*	8 p.m.
F27	**Texas** *(ESPN)*	**1 p.m.**
M3	**Oklahoma State** *(ESPN2)*	**8 p.m.**
M6	at Oklahoma *(ESPN)*	11 a.m.

$ 76 Classic (Anaheim, Calif.)
% Toyota Center (Houston)
& Big 12 / Pac 10 Hardwood Series

The Matchup

Texas A&M Aggies

Record ..... 14-5 (3-2 Big 12)
Ranking/RPI ..... Receiving votes (both polls) / 37
Last Game ..... Beat Colorado, 67-63 (Saturday)
Head Coach ..... Mark Turgeon (Kansas '87)
Record ..... 216-145 (12th year)
at Texas A&M ..... 63-26 (3rd year)
vs. Oklahoma State 2-4

Oklahoma State Cowboys

Record ..... 15-4 (3-2 Big 12)
Ranking/RPI ..... Receiving votes (both polls) / 28
Last Game ... Won at Kansas State St., 73-69 (Saturday)
Head Coach ..... Travis Ford (Kentucky '94)
Record ..... 228-180 (13th year)
at Oklahoma State ..... 38-16 (2nd year)
vs. Texas A&M 1-1

Projected TEXAS A&M Starters

5 Dash HARRIS

Los Angeles (Montverde {Fla.} Acad.)

PTS	REB	AST	MIN
4.9	3.5	3.6	26.2

G ■ 6'1" ■ 175 ■ So-1L

Quick Notes: Leads Big 12, ranks 19th nationally in assist/TO ratio (2.7) ... had had 14 assists with 3 TO in the last two games ...8 pts. and a career-hi 8 reb. vs. No. 1 Texas ... had 5 pts. with 7 ast (0 TO) vs. Oklahoma ... ... career-hi 11 points with 7 assists (0 turnovers) vs. Samford.

15 Donald SLOAN

Dallas (Seagoville HS)

PTS	REB	AST	MIN
17.5	3.8	2.2	32.2

G ■ 6'3" ■ 205 ■ Sr-3L

Quick Notes: Avg. 19.1 points last 11 games, despite season low 8 at KSU ... 21 pts. vs. No. 1 Texas ... 26 vs. Nebraska (13-14 FT) ... career-hi 29 vs. New Mexico ... six 20+ scoring games this season ... made 5-of-6 treys vs. Samford ... 2nd Aggie ever with 1,200 points, 300 assists, 400 rebs.

22 Khris MIDDLETON

Charleston, S.C. (Porter-Gaud HS)

PTS	REB	3FG%	MIN
5.7	3.8	.231	17.6

F ■ 6'7" ■ 215 ■ Fr-Hs

Quick Notes: Avg. 8.8 ppg/5.2 rpg in Big 12 play ... scored 16 points with 7 reb. at KSU ... 11 pts., 7 reb. vs. Oklahoma ... career-high 17 points with 7 reb. vs. Prairie View (4-of-8 treys) ... scored 9 points vs. Nebraska ... had 7 pts., 5 reb., 3 assists vs. New Mexico ... has started in 9 games.

45 Nathan WALKUP *(WALK-up)*

Houston (Deer Park HS)

PTS	REB	3FG%	MIN
6.9	3.9	.293	20.4

F ■ 6'7" ■ 210 ■ Jr-2L

Quick Notes: Gritty player known for making big shots ... career-hi 16 pts., 8 reb. vs. Colorado ... late trey iced Nebraska win ... 13 pts., season-hi 8 reb. at Texas ...career-best 4-6 treys vs. Citadel ... 11 pts. with 6 rebs. vs. Minn. ... A&M is 24-6 in his career when he scores at least 5 points.

0 Bryan DAVIS

Dallas, Texas (Grand Prairie HS)

PTS	REB	BLK	MIN
9.7	7.2	2.0	23.8

C ■ 6'9" ■ 250 ■ Sr-3L

Quick Notes: Avg, 12.3 ppg last 6 games ... season-hi 17 pts., 4 blk at Texas ... 12 pts. (6-6 FG), 9 reb, 3 blk. vs. Colorado ... 13 pts. with 3 blocks and 3 steals at KSU ... avg. 2.5 blocks last 14 games ... season-hi 12 reb. vs. NW State ... 4th Aggie ever with 500 career reb. and 100 blocks.

What's INSIDE

Game/Media Facts 1
Matchup/Starters 1
Quick Facts/Reserves 2
Game Notes 3
Media Information 3, 5, 6
Offense Notes 4
A&M Chart Chasers 4
Defense Notes 5
Roster 5
Team Notes 6-7
Player Notes and Updates 7-12
Turgeon Notes 13
2010 Recruiting Class 14
Radio-TV Speed Chart 15
The Last Time 16
Free Throw Proficiency 16
Overtime Games 16
Miscellaneous Stats 16
Results/Leaders 17
Season/Big 12 Only Statistics 18
Win/Loss Game Statistics 19
Home/Road Game Statistics 20
Points/Rebounds Assists 21-22
Team Game-by-Game Stats 23
Statistical Trends 23
Team/Opponents Highs/Lows 24
Individual Superlatives 25
Bench Scoring/Scoring Breakdown 26
Starting Lineups/Technicals/DQs 27
Season Boxscores 28-32

A&M SID Contact

■**Colin Killian, Associate SID/Basketball**
email ..... ckillian@athletics.tamu.edu
Cell 979-229-4706
Office 979-845-5725
Fax..... 979-845-6825
Blog ..... blogs.aggieathletics.com/fastbreak/

A&M Quick Facts

Location: College Station, Texas
Founded: 1872 (opened 1876)
Enrollment: 48,787
Nickname: Aggies
Colors: Maroon (Pantone 505) and White
Conference: Big 12
National Affiliation: NCAA Division I
Home Court: Reed Arena (12,292 cap.)
Homecourt Record: 135-53 (12th year)
All-Time Record: 1,238-1,144 (98th season)
Interim President: Dr. R. Bowen Loftin
Athletics Director: Bill Byrne (Idaho State '67)
Compliance Officer: David Batson
Faculty Representative: Dr. Thomas Adair
Head Coach: Mark Turgeon (Kansas '87)
Record at A&M: 63-26 (3rd year)
Overall Record: 216-145 (12th year)
Associate Head Coach: Scott Spinelli (Boston '89)
Assistant Coaches: Alvin Williamson (Tulsa '95)
Bill Walker (Mo.-Rolla '87)
Dir. /Student/Athlete Dev.: Barry Davis (A&M '76)
Dir./Basketball Ops: Mike Rohn (McPherson '90)
Video Coordinator: Stephen Gentry (Gonzaga '05)
Athletic Assistant: Dustin Clark (Texas A&M '07)
Trainer: Matt Doles (New Mexico '99)
Strength Coach: Vern Banks (Texas A&M '81)
Academic Advisor: Garry Gibson (Austin Peay '03)
Secretary: Leah Wahlgren (Oklahoma State '03)
2008-09 Record: 24-10
2009 Big 12 Record: 9-7 (T-4th)
Lettermen Returning: 14 **Lost**: 4
Starters Returning: 3 **Lost**: 2
Last NCAA Game: 2009 (lost to Connecticut in second round, 92-66)

Media Policies

MID-WEEK INTERVIEWS: Players generally are available for short interviews before practice. All player interviews must be arranged through the SID Office (979-845-3289).

POSTGAME INTERVIEWS: For home games, players will be brought to the interview room. Coach Turgeon will enter the room after the player interviews are completed. Additional players may be available outside the locker room. For road games, A&M will use whatever interview room is available. If one is unavailable, interviews will be conducted outside the locker room. THE LOCKER ROOM IS CLOSED.

CREDENTIALS: Please request credentials for A&M home games at least one week prior to the game. If time permits, credentials will be mailed. Otherwise, credentials will be delivered to local hotels or will be available at the SID Office or the Will Call desk at the loading dock entrance of Reed Arena.

PREGAME MEALS: Pregame meals are available for weekday games only in the media hospitality room near the loading dock. Complimentary soft drinks, water and coffee are available throughout all games.

TEXAS A&M Bench

2 Derrek LEWIS
Tulsa, Okla. (Union HS)

PTS	REB	3PT%	MIN
1.8	0.5	.545	3.6

G ■ 6'5" ■ 195 ■ Jr-2L

Quick Notes: Career-hi 8 pts. (2-2 treys) vs. NW State ... had 5 pts., career-hi 4 reb. vs. Oklahoma ... scored 3 points on a 3-pointer vs. No. 1 Texas in Austin ... avg. 3.1 points in last 7 games ... has played in 13 games ... had 4 pts. vs. Prairie View A&M ... has made 6-of-11 (.545) 3-pointers.

3 Derrick ROLAND
Dallas (Seagoville HS)

PTS	REB	FT%	MIN
10.5	3.0	.793	25.1

G ■ 6'4" ■ 190 ■ Sr-3L

Quick Notes: Suffered broken leg at Washington Dec. 22 to end his season ... scored a career-hi 21 points at SMU ... game-hi 19 points vs. Minnesota ... regarded as one of the nation's top perimeter defenders ... team was 0-3 when he played fewer than 25 minutes in his 12 starts this season.

10 David LOUBEAU
luh-BO
Miami, Fla. (Westlake Prep)

PTS	REB	FG%	MIN
7.3	4.0	.538	20.2

F ■ 6'8" ■ 230 ■ So-1L

Quick Notes: Scored 12 pts. with 9 reb. vs. Clemson ... had a career-hi 20 pts. in 20 min. in opener, matched career hi with 9 reb. ... scored 12 pts. vs. North Texas and NW State ... has started twice, including at KSU ... had 11 pts. on 5-of-5 shooting vs. Connecticut in 2009 NCAA Tournament.

11 B.J. HOLMES
Houston (Hastings HS)

PTS	REB	3PT%	MIN
9.5	2.4	.348	23.0

G ■ 5'11" ■ 175 ■ Jr-2L

Quick Notes: Ranks among top scoring non-starters in the Big 12 ... top scorer off bench in 12 games ... 13 pts. vs. Oklahoma ... averaged team-best 16.0 points in 76 Classic ... had season-hi 20 pts. vs. Clemson ... added 18 points vs. W. Va. ... scored 17 points at Washington, making 5-of-7 treys.

12 James BLASCZYK
(BLAH-zick)
Houston (Friendswood HS)

PTS	REB	FG%	MIN
0.6	0.3	.500	1.9

C ■ 7'0" ■ 230 ■ Fr-Rs

Quick Notes: Has played in 9 games this season ... scored 2 points vs. Kansas State and Prairie View A&M ... had 2 rebounds vs. NW State ... played well at Washington ... has shown good footwork and skills as well as tenacity ... redshirted last season after playing in one game.

21 Ray TURNER
Houston (Jones HS)

PTS	REB	BLK	MIN
1.0	1.5	0.5	6.3

F ■ 6'8" ■ 220 ■ Fr-Hs

Quick Notes: Athletic freshmen could shore up Aggies' lack of inside depth ... became eligible in Dec. after resolving eligibility issues ... made debut at Washington and had 5 rebounds and 1 block in 8 minutes ... had 2 pts. vs. NW State ... scored 3 points vs. UND ...both FGs made were dunks.

23 Naji HIBBERT
(NAH-gee HIBB-ert)
Baltimore, Md. (Dematha Catholic)

PTS	REB	3FG%	MIN
2.4	2.2	.261	14.9

G ■ 6'6" ■ 200 ■ Fr-Hs

Quick Notes: Scored a career-high 11 points vs. Prairie View A&M, making 2-of-4 treys ... excellent defender ... has had at least 3 rebounds in 11 games ... had 7 pts. and 4 reb. vs. NW State ... comes from one of the nation's premier high school programs, DeMatha Catholic near Baltimore.

25 Jeremy ADAMS
Madison, Miss. (Central HS)

PTS	REB	3FG%	MIN
--	--	--	--

G ■ 6'5" ■ 195 ■ Fr-Hs

Quick Notes: Tremendous offensive player with a good outside shooting touch ... scored 3 points in exhibition game vs. Commerce ...rated as the No. 2 player in Mississippi as a prep senior after posting three 40-point scoring games ... has not played and will likely redshirt.

Additional TEXAS A&M Personnel

No.	Player		Pos.	Ht.	Wt.	Cl-Ex	PPG	RPG	GP/MIN
14	Andrew Darko	*(DARK-o)*	G	6'1"	175	Jr-2L	0.8	0.2	6 / 2.3
24	Shawn Schepel	*(SKAY-pul)*	G	6'3"	205	Sr-2L	0.4	1.0	5 / 2.0
33	Marshall Carrell	*(kur-RELL)*	F	6'9"	230	Jr-2L	0.0	0.0	4 / 1.8
31	Chris Chapman		G	5'11"	175	Sr-3L	0.7	0.3	3 / 1.3

Game Notes

Key Game Notes

■The Aggies have won two straight and are coming off a 67-63 win against Colorado at home on Saturday. The Cowboys have also won two straight and are coming off a 73-69 win at No. 9 Kansas State on Saturday.

■A&M is 1-3 in true road games while Oklahoma State is 10-0 at home.

■A&M's 3-2 start in in Big 12 play is its second-best in the league's 14-year history. The 2006-07 team, which finished 27-7 and advanced to the NCAA Sweet 16, started 4-1. A win against OSU would hand A&M its second-best start after six games behind the 2007 team's 5-1 start. A loss would still tie the Aggies for their second-best start with the 2007-08 and 2002-03 teams.

■**A&M has played six nationally-ranked opponents, twice as many as any other Big 12 team**. A&M played four nationally-ranked non-conference opponents (that doesn't even include New Mexico, which entered the rankings the next week).

■A&M is 2-4 against ranked teams this season. The Aggies beat No. 19 Clemson (69-60) and No. 16 Minnesota (66-65) at the 76 Classic in Anaheim in November. **The Aggies' five losses have all been away from home to teams that have been ranked in the top 25** for multiple weeks this season (Texas, West Virginia, Washington, New Mexico and Kansas State).

About Oklahoma State

■The Cowboys finished 23-12 last season and tied for fourth (A&M, Texas, K-State) in the Big 12 with a 9-7 mark.

■Oklahoma State is in its second season under Coach Travis Ford.

■The Cowboys are led by senior guard James Anderson, who leads the Big 12 in scoring with a 22.3 average.

Series Notes

■Oklahoma State leads the series, 29-13, but A&M has won five of the last eight meetings, including two of the last three in Stillwater. The home team won both games last year with OSU posting a 72-61 victory in Stillwater and the Aggies coming away with a 76-64 win in College Station.

■The Cowboys own a 13-4 edge in games played in Stillwater with a 12-2 mark at Gallagher-Iba Arena.

■In Mark Turgeon's first year at A&M in 2007-08, A&M posted a 59-56 victory in Stillwater, its second straight.

Sidebars

■A&M junior guard Derrek Lewis is from Tulsa, where he led Union High School to a 26-1 record and the state semifinals as a senior. He led Cascia Hall HS to the state finals as a junior. Lewis and OSU junior Nick Sidorakis, who played at Jenks HS in Tulsa, were high school rivals.

■A&M assistant coach Alvin "Pooh" Williamson is a native of Beggs, Okla., where he led Beggs HS to consecutive Class 2A state championships. He went on to lead Tulsa to consecutive NCAA Tournaments in 1994 and 1995, earning all-conference honors as a senior. Williamson was an assistant coach at Tulsa from 2001-05 and served as interim head coach in the latter part of the 2004-05 season.

Official Basketball Box Score -- Game Totals -- Final Statistics
Texas A&M vs Oklahoma State
01/10/08 8:05 p.m. at Gallagher-Iba Arena * Stillwater, Okla.

Texas A&M 61 • 14-2, 0-1 Big 12

##	Player		Total FG-FGA	3-Ptr FG-FGA	FT-FTA	Rebounds Off	Def	Tot	PF	TP	A	TO	Blk	Stl	Min
00	Davis, Bryan	f	2-6	0-0	0-1	2	3	5	2	4	1	5	0	0	26
41	Elonu, Chinemelu	f	8-9	0-0	4-7	6	6	12	4	20	0	1	1	1	32
03	Roland, Derrick	g	0-3	0-1	0-0	1	2	3	1	0	2	3	0	0	26
15	Sloan, Donald	g	4-11	0-1	4-6	0	5	5	2	12	2	2	0	1	36
23	Carter, Josh	g	0-7	0-3	0-0	0	1	1	3	0	1	1	1	1	24
05	Harris, Dash		1-2	0-0	0-0	1	0	1	1	2	0	2	0	1	12
10	Loubeau, David		1-1	0-0	0-0	1	0	1	0	2	0	1	0	0	5
11	Holmes, B.J.		4-11	4-9	7-7	0	2	2	3	19	0	0	1	2	26
45	Walkup, Nathan		1-4	0-3	0-1	1	2	3	1	2	0	0	0	0	13
	Team					1	2	3				1			
	Totals		21-54	4-17	15-22	13	23	36	17	61	6	16	3	6	200

FG % 1st Half: 12-30 40.0% 2nd half: 9-24 37.5% Game: 21-54 38.9% Deadball Rebounds
3FG % 1st Half: 2-7 28.6% 2nd half: 2-10 20.0% Game: 4-17 23.5% 1
FT % 1st Half: 6-8 75.0% 2nd half: 9-14 64.3% Game: 15-22 68.2%

Oklahoma State 72 • 12-3, 1-0 Big 12

##	Player		Total FG-FGA	3-Ptr FG-FGA	FT-FTA	Rebounds Off	Def	Tot	PF	TP	A	TO	Blk	Stl	Min
44	Kirkland, Malcoln	f	1-1	0-0	2-2	0	2	2	3	4	0	0	0	1	10
00	Eaton, Byron	g	4-11	1-3	5-7	0	2	2	3	14	4	1	0	2	34
01	Harris, Terrel	g	3-9	2-3	3-4	0	2	2	3	11	0	2	2	3	37
02	Muonelo, Obi	g	5-13	2-8	0-0	2	9	11	1	12	2	3	0	0	40
23	Anderson, James	g	3-8	1-4	3-4	2	4	6	2	10	3	2	0	2	37
04	Brown, Anthony		0-1	0-0	0-0	0	1	1	4	0	0	0	0	0	7
12	Page, Keiton		2-2	2-2	0-0	0	0	0	2	6	0	0	0	0	12
33	Moses, Marshall		6-11	0-0	3-5	7	6	13	5	15	0	0	0	0	23
	Team					1	0	1				2			
	Totals		24-56	8-20	16-22	12	26	38	23	72	9	10	2	8	200

FG % 1st Half: 12-29 41.4% 2nd half: 12-27 44.4% Game: 24-56 42.9% Deadball Rebounds
3FG % 1st Half: 4-10 40.0% 2nd half: 4-10 40.0% Game: 8-20 40.0% 3
FT % 1st Half: 8-10 80.0% 2nd half: 8-12 66.7% Game: 16-22 72.7%

Officials: Steve Olson, Brad Ferrie, Joe Townsell
Technical fouls: Texas A&M-None. Oklahoma State-None.
Attendance: 10264
Tickets scanned: 9045
Foul outs: OSU 33 Moses (1:17)

Score by periods	1st	2nd	Total
Texas A&M	32	29	**61**
Oklahoma State	36	36	**72**

	Points	In Paint	Off T/O	2nd Chance	Fast Break	Bench
TAM		26	6	14	4	25
OSU		18	27	10	13	21

Last FG - TAM 2nd-03:00, OSU 2nd-03:19.
Largest lead - TAM None, OSU by 18 2nd-09:37.

Score tied - 0 times.
Lead changed - 0 times.

Last Year in Stillwater

STILLWATER, Okla. (AP/Jan. 10, 2009) - Marshall Moses set career highs with 15 points and 13 rebounds, and the Cowboys beat Texas A&M 72-61 in coach Travis Ford's Big 12 debut. Byron Eaton and Terrel Harris hit 3-pointers to give Oklahoma State breathing room after the Aggies cut a 16-point deficit to two in the closing minutes of the first half. Obi Muonelo's jumper and 3-pointer started a 10-0 run that stretched the Cowboys' edge to 55-38 with about 13 minutes left., although A&M managed to trim the deficit to eight late in the game. Chinemelu Elonu led A&M with a career-high 20 points, and reserve B.J. Holmes scored a career-best 19. Josh Carter, the Aggies' leading scorer, was held scoreless.

Last Time They Met

COLLEGE STATION (AP/Jan. 31, 2009) -Bryan Davis had 18 points to lead four Texas A&M players in double figures and the Aggies got a 76-64 win over Oklahoma State.The Aggies led by 14 at halftime A&M made 11 free throws in the last five minutes to secure the win. Oklahoma State was led by Harris with 17 points.The Aggies have won two straight and are 13-1 at home.

Media Information

Online Guides

The 2009-10 Texas A&M Media Almanac is available online at www.AggieAthletics.com/sports/m-baskbl/. The almanac can be downloaded in PDF format. The Virtual Guide to Texas A&M Basketball also is available online.

Big 12 Conference Call

The Big 12 Conference men's basketball coaches will participate in a weekly media-only teleconference during the 2009-10 season. The calls begin with one call in December, followed by weekly teleconferences beginning in January. The schedule is as follows:

~~Monday, December 14~~	Monday, February 8
~~Thursday, January 7~~	Monday, February 15
~~Monday, January 11~~	Monday, February 22
~~Monday, January 18~~	Monday, March 1
~~Monday, January 25~~	Monday, March 8
Monday, February 1	Monday, March 15*

** - For only those coaches advancing to postseason (NCAA or NIT) play*

The teleconference begins at 10 a.m. Central Time. The call can also be heard live and on replay via the Internet by visiting the Big 12 web site at Big-12Sports.com.

Listed below is the tentative schedule for the 2009-10 season. Please contact the Big 12 communications staff for the call-in and replay phone numbers.

10:00 a.m. – Bill Self, Kansas
10:10 a.m. – Mark Turgeon, Texas A&M
10:20 a.m. – Travis Ford, Oklahoma State
10:30 a.m. – Scott Drew, Baylor
10:40 a.m. – Mike Anderson, Missouri
10:50 a.m. – Pat Knight, Texas Tech
11:00 a.m. – Jeff Bzdelik, Colorado
11:10 a.m. – Frank Martin, Kansas State
11:20 a.m. – Jeff Capel, Oklahoma
11:30 a.m. – Doc Sadler, Nebraska
11:40 a.m. – Rick Barnes, Texas
11:50 a.m. – Greg McDermott, Iowa State

A&M Sports Network

City	Call Letters	Freq
Atlanta	KPYN-AM	900
Athens	KLVQ-AM	1410
Brenham	KWHI-AM	1280
Carthage	KGAS-AM	1590
College Station	WTAW-AM	1620
College Station	KZNE-AM	1150
Comanche	KCOM-AM	1550
Dallas	KKGM-AM	1630
El Campo	KULP-AM	1390
Gonzales	KCTI-AM	1450
Houston	KBME-AM	790
Marshall	KMHT-AM	1450
New Braunfels	KGNB-AM	1420
San Antonio	KRPT-FN	92.5
San Saba	KBAL-AM	1410
Sulphur Springs	KSST-AM	1230
Victoria	KVNN-AM	1340

A&M Chart Chasers

Career Scoring

1.	Bernard King	1999-03	1,990
2.	Vernon Smith	1977-81	1,778
3.	Joseph Jones	2004-08	1,679
4.	Acie Law IV	2003-07	1,669
5.	John Beasley	1963-66	1,594
6.	Winston Crite	1983-87	1,576
7.	Josh Carter	2005-09	1,566
8.	Rynn Wright	1977-81	1,495
9.	Claude Riley	1979-83	1,383
10.	Carroll Broussard	1959-62	1,382
11.	Bennie Lenox	1961-64	1,344
12.	Antoine Wright	2002-05	1,338
13.	Todd Holloway	1983-87	1,331
14.	Rudy Woods	1978-82	1,272
15.	**Donald Sloan**	**2006-00**	**1,251**
16.	Damon Johnson	1991-95	1,243
17.	Tony McGinnis	1991-95	1,240
18.	Randy Knowles	1971-74	1,222
19.	Shanne Jones	1996-99	1,179
20.	Don Marbury	1984-86	1,162
	Jeff Overhouse	1970-73	1,162

Career Assists

1.	David Edwards	1991-94	602
2.	Bernard King	1999-03	550
3.	Acie Law IV	2003-07	545
4.	Dave Goff	1976-80	535
5.	Todd Holloway	1983-87	491
6.	Dominique Kirk	2005-08	382
7.	Tony Milton	1988-90	368
8.	Freddie Ricks	1987-91	346
9.	Kyle Kessel	1994-96	344
10.	**Donald Sloan**	**2006-00**	**333**

Career Rebounds

1.	Vernon Smith	1977-81	978
2.	Winston Crite	1983-87	913
3.	Claude Riley	1979-84	870
	Rynn Wright	1977-81	870
5.	Rudy Woods	1978-82	853
6.	Joseph Jones	2004-08	843
7.	Jimmie Gilbert	1982-86	803
8.	John Beasley	1963-66	784
9.	Jeff Overhouse	1970-73	739
10.	Ronnie Peret	1966-69	735
11.	Randy Knowles	1971-74	683
12.	Steve Niles	1968-71	680
13.	Damon Johnson	1991-95	679
14.	**Bryan Davis**	**2006-00**	**617**
15.	Carroll Broussard	1959-62	596

Career Blocked Shots

1.	Winston Crite	1983-87	200
2.	Rudy Woods	1978-82	192
3.	Jimmie Gilbert	1982-86	145
4.	**Bryan Davis**	**2006-00**	**133**
5.	Calvin Davis	1995-98	110

Career 3-Pt. FG Percentage

1.	Josh Carter	2005-09	.418
2.	Kevin Turner	2002-04	.416
3.	Chuck Henderson	1990-94	.404
4.	**B.J. Holmes**	**2007-09**	**.391**
5.	Lynn Suber	1988-91	.387

Career Free Throw Percentage

1.	Mike Floyd	1972-75	.846
2.	Neil Swisher	1956-59	.817
3.	**B.J. Holmes**	**2007-00**	**.806**
4.	Josh Carter	2005-09	.803
5.	Randy Knowles	1971-74	.801

Career Games Played

1.	Josh Carter	2005-09	135
2.	Dominique Kirk	2004-08	132
3.	Joseph Jones	2004-08	131
4.	**Donald Sloan**	**2006-00**	**123**
	Winston Crite	1983-87	123
	Jimmie Gilbert	1982-86	123
7.	Dave Goff	1976-80	122
	Acie Law IV	2003-07	122
9.	Claude Riley	1979-83	121
10.	**Bryan Davis**	**2006-00**	**120**
	Rynn Wright	1977-81	120

Offense Notes

Three-Point Options

■**A&M is one of three Big 12 schools with four or more players who have made at least four three-pointers in a game this season** — B.J. Holmes (5 vs. Washington and North Dakota), Donald Sloan (4 vs. New Mexico, 5 vs. Samford), Nathan Walkup (4 vs. The Citadel) and Khris Middleton (4 vs. Prairie View A&M). Oklahoma (5 players) and Missouri (4 players) are the others.

■A&M is 17-of-94 (.181) on three-pointers in Big 12 play. In non-conference play, the Aggies made .370.

Scoring

■A&M is 42-5 under Turgeon when scoring at least 70 points, including an 8-1 mark this season.

■A&M is 51-8 under Turgeon when leading at halftime and are 55-4 when leading with 5:00 left.

■A&M has scored between 64-67 points in all five Big 12 games after averaging 75.5 points in non-conference.

■Under Turgeon, the Aggies are 26-1 when they have at least 8 fast-break points.

Make Shots, Win Games

■The Aggies have shot better than 50 percent from the field in six games this season. **A&M is 27-0 under Mark Turgeon when it makes at least 50 percent** and is 44-5 when it makes better than 45 percent.

Limiting Turnovers

■A&M averages just 11.8 turnovers, third fewest in the Big 12 behind Oklahoma St. (11.6) and Nebraska (11.6).

■A&M is 43-11 under Mark Turgeon when it has fewer than 14 turnovers.

Still Strong in the Post

■Although the Aggies are not as deep inside as in recent years, they remain productive. Bryan Davis (7.2) and David Loubeau (4.0) lead the team in rebounding. Davis is second in scoring (9.7) while Loubeau is fourth (7.3).

■Under Turgeon, the Aggies are 61-19 when they score at least 20 points in the paint.

■A&M is averaging 28.7 points in the paint this season. The Aggies averaged 30.0 last season.

Balanced Scoring

■A&M is 13-2 this season when at least three players score in double figures. Seven active players average at least 5.0 points per game and eight average at least 15.0 minutes per game.

■**Nine different players have had double-figure scoring efforts and five have led the team in scoring**.

■Turgeon's teams have always been among the most balanced in college basketball. His first two teams at A&M each averaged more than 70 points per game, but no player averaged more than 14. Each team had at least six players average a minimum of 6.0 points. Turgeon's seven Wichita State teams were similarly balanced.

■A&M averages 24.2 bench points and has had at least 12 bench points in all but one game (7 at Texas).

On the Line

■A&M averages 28.9 free throws per game, second most in the league behind Kansas State (33.8)

■Last year, A&M was the only Big 12 team to make more free throws (594) than its opponents attempted (577).

Defense Notes

Forcing Turnovers

■A&M has averaged just 10.3 points off turnovers the last three games. Prior to that, A&M averaged 19.3 points off turnovers this season. A&M is 11-1 when it outscores or matches its opponent in points off turnovers.

■Under Turgeon, the Aggies are 40-6 when they have more points off turnovers than their opponent.

Stout Defense

■**A&M is 14-0 this season with its opponent scores fewer than 70 points and has won 18 straight**. A&M is 55-9 under Turgeon when its opponent scores fewer than 70 points.

■In Big 12 play, A&M leads the league in scoring defense (67.6) and ranks third in field goal defense (.404).

■A&M has allowed just 59.3 points in its three Big 12 wins, but has given up 80.0 points in the two losses.

■A&M has held 15 opponents under 43 percent shooting from the field. Under Turgeon, the Aggies are 51-9 when their opponent shoots under 45 percent and are 35-4 when they make under 40 percent.

Rebounding

■The Aggies are 55-10 under Turgeon, and 10-1 this season, when out-rebounding their opponent.

■Turgeon said before the season that the smaller but quicker Aggies would have to "rebound by committee." A&M has done that with eight active players averaging between 2.2 and 7.2 rebounds per game.

Team Notes

Drive for Five

■**A&M has made four straight appearances in the NCAA Tournament**. Prior to this streak, A&M never played in consecutive NCAA Tournaments and had not made an appearance since 1987. Four of A&M's 10 NCAA appearances, and five of its eight NCAA wins, have come in the last four seasons.

■**A&M is one of just six schools to have won at least one NCAA Tournament game in each of the last four years.** The others are Memphis, North Carolina, Pittsburgh, UCLA and Texas. A&M is one of just 16 schools to play in the last four NCAA Tournaments.

■**A&M is one of just three schools with a postseason win in each of the last five years** (1 NIT, 4 NCAAs). The others are North Carolina (5 NCAAs), and Memphis (1 NIT, 4 NCAAs).

■**A&M has posted five straight 20-win seasons**. Before the 2004-05 season, A&M had only six 20-win seasons in its entire history. The Aggies' 24 wins last year tied for fourth most in school history.

■A&M is 133-52 (.719) in the last six years and 90-33 (.732 nA&M is 42-5) in the last four seasons.

■**A&M, Kansas and Texas are the only three Big 12 schools that have won at least 20 games in each of the last five years**.

Reed Arena

■A&M has won 68 of its last 75 home games, including 25 of its last 32 in Big 12 play.

■The Aggies finished 16-2 at home last season and are **the only Big 12 team to win at least 15 home games for the last five consecutive seasons**.

■**The Aggies have won 51 straight non-conference home games,** including wins against Arizona, Alabama and LSU. The last loss was to St. Joseph's (58-51) in the 2005 NIT quarterfinals. A&M has won 64 straight regular-season non-conference home games since 2003. A&M is 83-9 all-time in non-conference games at Reed (.902).

■The Aggies are 61-6 (.911) at home the last four seasons and are **94-12 (.887) in the last six years.**

■A&M is 135-53 (.718) in its 12th season at Reed Arena. The Aggies were 41-41 (.500) the first six years at Reed.

■**The $23 million, 68,000-square-foot Cox-McFerrin Center for Aggie Basketball was officially dedicated in January 2009. The addition includes practice gyms, locker rooms, film rooms, a weight room, training facilities and offices**.

■Reed Arena is in its 12th season as the home of Texas A&M basketball. The 12,500-seat facility opened in 1998 and was named for Houston veterinarian Chester J. Reed '47 and his wife, Billie Jean, who contributed the nucleus of the assets used to fund the facility.

■**The top 14 single-game attendance marks in A&M history (and 18 of the top 20) have been set in the last four years**. The top 14 non-conference attendance marks also have been set in the last four seasons.

■The student attendance of 5,544 against Oklahoma (11,109 total) was the third largest student crowd in Reed Arena history.

2009-10 Texas A&M Roster

No.	Player	Pos.	Ht.	Wt.	Cl-Ex	Hometown (HS/College)
25	ADAMS, Jeremy	G	6'5"	195	Fr-Hs	Madison, Miss. (Central HS)
12	BLASCZYK, James	C	7'0"	230	Fr-Rs	Houston (Friendswood HS)
33	CARRELL, Marshall	F	6'9"	230	Jr-2L	Paris, Texas (Paris HS)
31	CHAPMAN, Chris	G	5'11"	175	Sr-3L	Houston (Memorial HS)
14	DARKO, Andrew	G	6'1"	175	Jr-2L	Conroe, Texas (Conroe HS)
0	DAVIS, Bryan	F	6'9"	250	Sr-3L	Dallas (Grand Prairie HS)
5	HARRIS, Dash	G	6'1"	175	So-1L	Los Angeles (Montverde {Fla.} Academy)
23	HIBBERT, Naji	G	6'6"	200	Fr-Hs	Baltimore, Md. (DeMatha Catholic HS)
11	HOLMES, B.J.	G	5'11"	175	Jr-2L	Houston (Hastings HS)
2	LEWIS, Derrek	G	6'5"	195	Jr-2L	Tulsa, Okla. (Union HS)
10	LOUBEAU, David	F	6'8"	230	So-1L	Miami, Fla. (Westlake Prep)
22	MIDDLETON, Khris	F	6'7"	215	Fr-Hs	Charleston, S.C. (Porter-Gaud HS)
3	ROLAND, Derrick	G	6'4"	190	Sr-3L	Dallas (Seagoville HS)
24	SCHEPEL, Shawn	G	6'3"	205	Sr-2L	Dallas (Flower Mound HS)
15	SLOAN, Donald	G	6'3"	205	Sr-3L	Dallas (Seagoville HS)
21	TURNER, Ray	F	6'8"	220	Fr-Hs	Houston (Jones HS)
45	WALKUP, Nathan	F	6'7"	210	Jr-2L	Houston (Deer Park HS)

Head Coach: Mark Turgeon (Kansas '87), 3rd Season
Assistant Coaches: Pooh Williamson (Tulsa '95), Bill Walker (Mo.-Rolla '87)
Basketball Operations: Mike Rohn (McPherson '90)
Athletic Assistant: Dustin Clark (Texas A&M '07)
Strength Coach: Vern Banks (Texas A&M '82)
Associate Head Coach: Scott Spinelli (Boston U. '89)
Student-Athlete Development: Barry Davis (Texas A&M '76)
Video Coordinator: Stephen Gentry (Gonzaga '05)
Athletic Trainer: Matt Doles (New Mexico '99)

Media Information

Media Conference

Coach Mark Turgeon has a weekly media conference at Reed Arena. The conferences begin at 2:30 a.m. in the postgame interview room. Players are available after Turgeon. Audio normally will be available at www.AggieAthletics.com.

2009-10 WEEKLY MEDIA CONFERENCES

~~Thu., Oct. 29~~
~~Tue., Nov. 3~~
~~Wed., Nov. 11~~
~~Wed., Nov. 18~~
~~Mon., Nov. 23~~
~~Tue., Dec. 1~~
~~Thu., Dec. 10~~
~~Wed., Dec. 16~~
~~Thu., Jan. 7~~
~~Thu., Jan. 14~~
~~Mon., Jan. 18~~
~~Mon., Jan. 25~~
Mon., Feb. 1
Mon., Feb. 8
Wed., Feb. 17
Mon., Feb. 22
Mon., March 1
Mon., March 8 (prior to Big 12 tourney)
Mon., March 15 (postseason)

Turgeon TV Show

The Mark Turgeon TV Show is in its third season of direction by 12th Man Productions. The program will be shown weekly on Fox Sports Net Southwest and Cox Sports TV, and also will be available in the Bryan/College Station market on KBTX-TV on Saturdays (check listings for times). Cox Sports TV, the home channel of the New Orleans Hornets, is a 24-hour, local sports network that delivers exclusive professional, amateur and collegiate sports events to homes in Louisiana, Mississippi, Alabama, Florida, East Texas, and Arkansas. Check local listings for availability. The show will be weekly through the postseason in March. Texas A&M Head Coach Mark Turgeon provides viewers an all-access pass to Aggie Basketball. Turgeon will review highlights and discuss all aspects of the program. Will Johnson will be the host. Fans will be taken from courtside to the locker room with special features and exclusive behind-the-scenes access. 12th Man Productions also produces the Aggie Sports Connection.

Turgeon Radio Show

The Mark Turgeon Radio Show is a live broadcast originating on Thursdays from Wings-N-More restaurant in College Station. The hour-long program is carried locally on WTAW-AM (1620) and is co-hosted by Coach Mark Turgeon and "The Voice of the Aggies," Dave South. The first four shows will be on Nov. 18, Dec.. 3, 10 and Dec 17. The show becomes weekly starting on Jan. 7, continuing every Thursday through Feb. 25. Coach Turgeon fields questions from the audience on a wide variety of subjects. The popular show includes in-depth analysis of not only the Aggies, but of the Big 12 and college basketball in general. Turgeon's candid comments give fans an inside look into the program and also features game recaps and previews of upcoming opponents. Fans can email questions to coach@athletics.tamu.edu.

Statistical Rankings

NCAA RANKINGS

(Through games of 1/24/10)

TEAM

		All Games
Scoring Offense	100	72.9
Scoring Defense	82	64.2
Scoring Margin	61	8.7
FG Percentage	156	44.0
FG Pct. Defense	44	39.8
3-Pt. FG Pct.	220	32.2
3-Pt. FG Pct. Def.	63	31.3
3-Pt. FG Made	171	6.2
FT Percentage	272	64.9
Assists	225	12.3
Assist/Turnover Ratio	99	1.04
Turnovers	33	11.8
Steals	194	6.5
Blocked Shots	126	3.7
Rebound Margin	158	+1.0
Personal Fouls	199	19.0

INDIVIDUAL

		All Games
Donald Sloan, Scoring	81	17.5
Donald Sloan, FG Percentage	146	46.4
B.J. Holmes, FT Percentage	158	80.3
Bryan Davis, Rebounding	170	7.2
Bryan Davis, Blocked shots	66	1.9
Dash Harris, Steals	182	1.6
Dash Harris, assist/TO ratio	19	2.72

A&M in the Polls

		AP	Coaches
Preseason		RV	RV
Week 1	(Nov. 16)	RV	RV
Week 2	(Nov. 23)	RV	RV
Week 3	(Nov. 30)	19	22
Week 4	(Dec. 7)	16	18
Week 5	(Dec. 14)	23	RV
Week 6	(Dec. 21)	19	RV
Week 7	(Dec. 28)	RV	RV
Week 8	(Jan. 4)	RV	RV
Week 9	(Jan. 11)	RV	RV
Week 10	(Jan. 18)	RV	RV
Week 11	(Jan. 25)	RV	RV
Week 12	(Feb. 1)		
Week 13	(Feb. 8)		
Week 14	(Feb. 15)		
Week 15	(Feb. 22)		
Week 16	(March 1)		
Week 17	(March 8)		
Week 18	(March 15)		
Postseason			

Upcoming Travel

▶The Aggies will travel to Stillwater, Okla. on Tuesday to play at Oklahoma State on Wednesday (6:30 p.m./ESPN2).

▶Team headquarters will be the **Hampton Inn** (405-743-1306).

▶The Aggies will return to College Station immediately after the game.

Team Notes

Rugged Schedule Ahead

■The Aggies already have played one of the nation's toughest schedules but the rugged Big 12 schedule offers little respite. **A&M's next six opponents -- Oklahoma State (28), Texas Tech (33), Missouri (47), Baylor (31), Texas Tech (33) and Kansas (2) -- are all ranked among the top 50 in the latest RPI** released by the NCAA on Monday. The Aggies are ranked No. 37 in the RPI.

Roland's Value

■Senior guard Derrick Roland will miss the rest of the season after breaking his right leg on Dec. 22 against Washington. Roland was considered by many to be the top perimeter defender in the Big 12. He was the Aggies' No. 2 scorer and perhaps the team's top leader.

■To illustrate Roland's importance to the team, because of foul trouble or injury he played fewer than 25 minutes in all three losses. His fewest minutes played came in the close losses to New Mexico (14 minutes, early foul trouble) and Washington (16 minutes, leg injury). He also got in foul trouble against West Virginia (24 minutes) and was on the bench during a key second-half run by the Mountaineers.

■**In his last three games against A&M, Oklahoma State's James Anderson was guarded primarily by Roland and averaged just 7.7 points while making 33.3 percent (8-24) from the field and 20.0 percent (2-10) from three-point range. Anderson is the Big 12's leading scorer this season with a 22.3 average**.

Looking Ahead to 2010-11

■The Aggies play host to nationally-ranked Washington next season at Reed Arena as part of the Big 12/Pac 10 Hardwood Series.

■A&M will also compete in the 2010 Old Spice Classic Nov. 25-28 in Orlando, Fla. The tournament also includes Boston College, California, Georgia, Manhattan, Notre Dame, Temple and Wisconsin.

Making the Grade

■**Eleven of 12 seniors have graduated in the last three years**, including Acie Law and Chinemelu Elonu. Josh Carter did not graduate before going overseas to play professionally, but is in good academic standing and plans to return to school and finish his degree.

NBA Aggies

■Chinemelu Elonu earned honorable mention All-Big 12 honors last year as a junior and was named the Big 12's most improved player by the *Fort Worth Star-Telegram*. After graduating in May, Elonu elected to forego his senior year and enter the NBA Draft. He was selected by the Los Angeles Lakers in the second round with the 59th overall pick.

■**A&M is the only Big 12 school to have a player drafted in each of the last three years**. An Aggie has been chosen in four of the last five NBA Drafts. The others were Antoine Wright in 2005 (first round to the New Jersey Nets), Acie Law IV in 2007 (first round to the Atlanta Hawks) and DeAndre Jordan in 2008 (second round to the Los Angeles Clippers). Prior to Wright's selection in 2005, A&M had not had a player drafted since Winston Crite in 1987.

■Prior to 2007, A&M never had more than one active NBA player.

■Law, Wright and Jordan each started and had 20-point efforts in NBA games last season. Wright had started in 53 of 65 games for the Dallas Mavericks and had a career-high 24 points against Indiana. Wright was traded to the Toronto Raptors in June. Law appeared in 55 games for the Hawks and scored a career-high 22 points against Cleveland. He was traded to the Golden State Warriors in June and to the Charlotte Bobcats Monday. Jordan played in 53 games for the Clippers, starting 13 times, and scored a career-high 23 points against the Los Angeles Lakers. He also had a 20-rebound game against Golden State and had 6 blocked shots against Minnesota.

All-Sports Power

■**Texas A&M captured three NCAA team championships in 2008-09** (men's golf, men's outdoor track and field, women's outdoor track and field), **the most of any school in the country**.

■**The Aggies finished 13th in the 2008-09 NACDA Director's Cup**, which includes every Division I institution. A&M placed 12th in 2007-08, its highest finish.

■**A&M captured the 2008-09 State Farm Lone Star Showdown against Texas for the second straight year**. Points are awarded in each sport to the head-to-head winner between the schools.

■**The Laboratory for the Study of Intercollegiate Athletics (LSIA) named Texas A&M as the most efficient athletic department in the Big 12**. The study analyzed the number of national and conference championships won compared to athletic budgets.

James Blasczyk

2009-10 SEASON HIGHS		CAREER HIGHS	
PTS	2 vs. Prairie View (12/2); K-State (1/12)	**PTS**	2 vs. Prairie View (12/2/09); KSU (1/12/10)
RBS	2 vs. Northwestern State (1/2)	**RBS**	2 vs. Northwestern State (1/2/10)
AST	0	**AST**	0
STL	0	**STL**	0
BLK	1 vs. Washington (12/22)	**BLK**	1 vs. Washington (12/22/09)
3PM	0	**3PM**	0
MIN	3 vs. PV A&M (12/2); North Dakota (1/5)	**MIN**	3 vs. PV (12/2/09); North Dakota (1/5/10)

2009-10 Highlights

■Has played in nine games, including six of the last seven.
■Scored 2 points vs. Prairie View on a 12-foot jumper.
■Scored 2 points at Kansas State on a short bank shot.
■Blocked a shot and had a rebound in the first half at Washington.
■Posted 2 rebounds vs. Northwestern State.
■Had 1 points (10-2 FT) vs. North Dakota.

Personal Notes

■Has played the drums since the sixth grade ■wanst to eventually be a coach ■Recruited by Texas, Baylor and Pittsburgh ■Rated among the top 15 prep players in Texas as a senior.

2009-10 Game-by-Game Statistics

				Total		3-Pointers		Free throws		Rebounds											
Opponent	Date	gs	min	fg-fga	pct	3fg-fga	pct	ft-fta	pct	off	def	tot	avg	pf	a	t/o	blk	stl	pts	avg
SAMFORD	11/20/09		1	0-0	.000	0-0	.000	0-0	.000	0	0	0	0.0	0	0	0	0	0	0	0.0
PRAIRIE VIEW A&M	12/02/09		3	1-1	1.000	0-0	.000	0-0	.000	0	0	0	0.0	0	0	0	0	0	2	1.0
NORTH TEXAS	12/07/09		1	0-0	.000	0-0	.000	0-0	.000	0	0	0	0.0	0	0	0	0	0	0	0.7
THE CITADEL	12/19/09		2	0-0	.000	0-0	.000	0-0	.000	0	0	0	0.0	0	0	0	0	0	0	0.5
at Washington	12/22/09		2	0-0	.000	0-0	.000	0-0	.000	0	1	1	0.2	1	0	0	1	0	0	0.4
NORTHWESTERN STATE	01/02/10		2	0-0	.000	0-0	.000	0-0	.000	0	2	2	0.5	0	0	1	0	0	0	0.3
NORTH DAKOTA	01/05/10		3	0-2	.000	0-0	.000	1-2	.500	0	0	0	0.4	0	0	0	0	0	1	0.4
NEBRASKA	01/09/10		1	0-0	.000	0-0	.000	0-0	.000	0	0	0	0.4	0	0	0	0	0	0	0.4
at Kansas State	1/12/10		2	1-1	1.000	0-0	.000	0-1	.000	0	0	0	0.3	0	0	0	0	0	2	0.6
Totals		0	17	2-4	.500	0-0	.000	1-3	.333	0	3	3	0.3	1	0	1	1	0	5	0.6

Games played: 9
Minutes/game: 1.9
Points/game: 0.6
FG Pct: 50.0
FT Pct: 33.3

Rebounds/game: 0.3
Turnovers/game: 0.1
Blocks/game: 0.1

Career Statistics

			Total		3-Point		F-Throws		Rebounds								Scoring	
Season	gp-gs	min/avg	fg-fga	pct	fg-fga	pct	ft-fta	pct	off	def	tot	avg	pf	fo	ast	to	blk	stl	pts	avg
2008-09	1-0	2/2.0	0-0	.000	0-0	.000	0-0	.000	0	1	1	1.0	0	0	0	0	0	0	0	0.0
2009-10	9-0	17/1.9	2-4	.500	0-0	.000	1-3	.333	0	3	3	0.3	1	0	0	1	1	0	5	0.6
TOTAL	10-0	19/1.9	2-4	.500	0-0	.000	1-3	.333	0	4	4	0.4	1	0	0	1	1	0	5	0.5

Bryan Davis

2009-10 SEASON HIGHS		CAREER HIGHS	
PTS	17 vs. Angelo St. (11/13)/Texas (1/16)	**PTS**	30 vs. Baylor (1/23/08)
RBS	12 vs. Northwestern State (1/2)	**RBS**	14 vs. Baylor (1/23/08)
AST	4 vs. Northwestern State (1/2)	**AST**	7 vs. Texas State (12/8/07)
STL	3 vs. three opponents	**STL**	4 vs. Lamar (11/17/06)
BLK	4 vs. Texas (1/16)	**BLK**	4 vs. five opponents
3PM	0	**3PM**	1 vs. Kansas (3/15/08)
MIN	30 vs. Colorado (1/23)	**MIN**	45 vs. Baylor (1/23/08)

2009-10 Highlights

■Scored 18 points with 6 rebounds vs. OSU last year in College Station.
■Scored 12 points (6-6 FG) with 9 rebounds and 3 blocks vs. Colorado.
■Has scored in double figures in 5 of the last 6 games, averaging 12.3 ppg in that span.
■Scored 17 points with 4 blocks against top-ranked Texas.
■Has led team in rebounding in 12 games this season.
■Ranks 8th in the league in rebounding (7.2) and 4th in blocks (1.9).
■Leads team in rebounds and blocks and is second in steals.
■Has blocked a shot in 14 straight games, averaging 2.5 in that span.
■Averaged 8.3 rebounds in 76 Classic against three ranked opponents.
■Had a season-high 12 rebounds vs. Northwestern State.
■Had 10 rebounds vs. nationally-ranked West Virginia.
■A&M is 34-10 when Davis scores in double-figures in his career, including a 14-3 mark when he scored at least 15 points.
■A&M is 29-8 when he has at least 7 rebounds in his career.
■Ranks 14th in A&M history with 617 career rebounds.
■Ranks 4th in A&M history with 133 career blocked shots.
■Only the fourth Aggie in history to record 500 rebounds with 100 blocked shots.
■Has played in 120 career games, tied for 10th most in school history.

Personal Notes

■Bryan's uncle, Barry Davis, is a former A&M player and assistant coach, and is a member of the A&M Athletics Hall of Fame. Barry is now A&M's Director of Student-Athlete Development ■Going into high school, Bryan was thought to have better potential as a defensive end or tight end than as a basketball player. He once attended the R.C. Slocum A&M football camp ■Bryan dunked on an 8-foot goal when he was just eight years old.

2009-10 Game-by-Game Statistics

				Total		3-Pointers		Free throws		Rebounds											
Opponent	Date	gs	min	fg-fga	pct	3fg-fga	pct	ft-fta	pct	off	def	tot	avg	pf	a	t/o	blk	stl	pts	avg
ANGELO STATE	11/13/09	*	23	5-10	.500	0-0	.000	7-10	.700	2	4	6	6.0	2	1	2	1	3	17	17.0
at SMU	11/16/09	*	19	4-8	.500	0-0	.000	1-1	1.000	5	1	6	6.0	5	1	4	1	1	9	13.0
SAMFORD	11/20/09	*	25	1-2	.500	0-0	.000	1-2	.500	2	3	5	5.7	0	2	0	1	2	3	9.7
vs Clemson	11/26/09	*	24	3-6	.500	0-0	.000	4-8	.500	1	7	8	6.3	4	1	2	0	1	10	9.8
vs West Virginia	11/27/09	*	24	2-6	.333	0-0	.000	2-8	.250	7	3	10	7.0	5	0	1	0	1	6	9.0
vs Minnesota	11/29/09	*	29	2-6	.333	0-0	.000	3-7	.429	3	4	7	7.0	3	0	3	3	3	7	8.7
PRAIRIE VIEW A&M	12/02/09	*	18	1-4	.250	0-0	.000	3-4	.750	2	3	5	6.7	2	2	3	2	2	5	8.1
AKRON	12/04/09	*	27	1-4	.250	0-0	.000	9-12	.750	2	5	7	6.8	1	1	1	2	1	11	8.5
NORTH TEXAS	12/07/09	*	21	6-9	.667	0-0	.000	3-6	.500	1	5	6	6.7	3	0	1	3	0	15	9.2
vs New Mexico	12/12/09	*	25	4-8	.500	0-0	.000	2-3	.667	3	4	7	6.7	4	1	1	2	0	10	9.3
THE CITADEL	12/19/09	*	20	2-2	1.000	0-0	.000	3-4	.750	2	7	9	6.9	4	1	3	3	1	7	9.1
at Washington	12/22/09	*	17	0-7	.000	0-0	.000	4-8	.500	2	6	8	7.0	4	0	2	3	0	4	8.7
NORTHWESTERN STATE	01/02/10	*	23	1-2	.500	0-0	.000	4-5	.800	2	10	12	7.4	2	4	3	2	2	6	8.5
NORTH DAKOTA	01/05/10	*	22	5-8	.625	0-0	.000	4-6	.667	4	4	8	7.4	2	1	2	1	2	14	8.9
NEBRASKA	01/09/10	*	27	3-7	.429	0-0	.000	5-10	.500	3	8	11	7.7	3	2	1	2	0	11	9.0
at Kansas State	01/12/10	*	25	5-6	.833	0-0	.000	3-7	.429	1	1	2	7.3	4	0	3	3	3	13	9.3
at Texas	01/16/10	*	27	7-13	.538	0-0	.000	3-6	.500	1	3	4	7.1	5	0	1	4	2	17	9.7
OKLAHOMA	01/19/10	*	26	3-5	.600	0-0	.000	1-5	.200	0	7	7	7.1	4	1	3	1	0	7	9.6
COLORADO	01/23/10	*	30	6-6	1.000	0-0	.000	0-0	.000	6	3	9	7.2	2	1	3	3	1	12	9.7
Totals		19	452	61-119	.513	0-0	.000	62-112	.554	49	88	137	7.2	59	19	39	37	25	184	9.7

Games played: 19
Minutes/game: 23.8
Points/game: 9.7
FG Pct: 51.3
FT Pct: 55.4

Rebounds/game: 7.2
Assists/game: 1.0
Turnovers/game: 2.1
Assist/turnover ratio: 0.5
Steals/game: 1.3
Blocks/game: 1.9

Career Statistics

			Total		3-Point		F-Throws		Rebounds								Scoring	
Season	gp-gs	min/avg	fg-fga	pct	fg-fga	pct	ft-fta	pct	off	def	tot	avg	pf	fo	ast	to	blk	stl	pts	avg
2006-07	31-0	220/7.1	22-54	.407	0-0	.000	16-22	.727	30	50	80	2.6	41	0	10	26	13	11	60	1.9
2007-08	36-15	820/22.8	117-220	.532	1-2	.500	78-130	.600	57	121	178	4.9	95	3	46	72	37	35	313	8.7
2008-09	34-33	907/26.7	131-242	.541	0-0	.000	104-162	.642	81	141	222	6.5	106	4	35	83	46	23	366	10.8
2009-10	19-19	452/23.8	61-119	.513	0-0	.000	62-112	.554	49	88	137	7.2	59	3	19	39	37	25	184	9.7
TOTAL	120-67	2399/20.0	331-635	.521	1-2	.500	260-426	.610	217	400	617	5.1	301	10	110	220	133	94	923	7.7

Dash Harris

2009-10 SEASON HIGHS		CAREER HIGHS	
PTS	11 vs. Samford (11/20)	**PTS**	11 vs. Samford (11/20/09)
RBS	8 vs. Texas (1/16)	**RBS**	8 vs. Texas (1/16/10)
AST	8 vs. Akron (12/4)	**AST**	8 vs. Akron (12/4/09)
STL	6 vs. North Dakota (1/5)	**STL**	6 vs. North Dakota (1/5)
BLK	1 vs. PV A&M (12/2); Washington (12/22)	**BLK**	1 vs. three opponents
3PM	2 vs. Samford (11/20); NW State (1/2)	**3PM**	2 vs. three opponents
MIN	36 vs. Texas (1/16)	**MIN**	36 vs. Texas (1/16/10)

2009-10 Highlights

■Has emerged as one of the Big 12's top pass-first point guards.
■Leads Big 12 in assists/turnover ratio (2.9), ranking 19th nationally.
■Had 14 assists and only 3 turnovers in 66 minutes in the last two games.
■A&M is 19-2 when Harris has at least 3 assists in his career (the losses were to top-seed Connecticut in the 2009 NCAA Tournament and to Kansas State this season), including a 10-1 mark this season. A&M is 16-0 at home in his career when he has 3+ assists.
■Scored 5 points with 7 assists (0 turnovers) against Oklahoma...scored all 5 points in a :40 second span in final two minutes, including a long three-pointer to put A&M on top.
■Scored 8 points with a career-high 8 rebounds vs. top-ranked Texas.
■Had a career-high 6 steals against North Dakota.
■Scored 10 points (2-2 treys) with 5 assists and 2 steals vs. Northwestern State.
■Had a career-hi 6 rebounds and tied his career best with 3 steals against West Virginia.
■Scored a career-high 11 points (2-of-4 treys) with a career-best 7 assists vs. Samford.
■Had 9 points with 3 assists in opening win against Angelo State
■Has made 11-of-30 (.367) from three-point range after making 3-of-15 all of last season, when he started the year 0-of-9.

Personal Notes

■Nicknamed "Cookie Monster" after dunk over Nebraska's Cookie Miller that sparked A&M to a thrilling comeback victory last season ■Dash's mentor is Los Angeles Clippers'guard Baron Davis, a close friend ■He led his prep team to a mythical national title in 2008 with a 30-0 record ■Dash graduated high school summa cum laude ■He is attempting to learn the piano ■He is a neat freak and hates fish.

2009-10 Game-by-Game Statistics

				Total		3-Pointers		Free throws		Rebounds										
Opponent	Date	gs	min	fg-fga	pct	3fg-fga	pct	ft-fta	pct	off	def	tot	avg	pf	a	t/o	blk	stl	pts	avg
ANGELO STATE	11/13/09	*	23	3-4	.750	1-1	1.000	2-4	.500	0	2	2	2.0	3	3	0	0	1	9	9.0
at SMU	11/16/09	*	29	0-2	.000	0-1	.000	3-6	.500	0	3	3	2.5	1	2	0	0	2	3	6.0
SAMFORD	11/20/09	*	27	4-7	.571	2-4	.500	1-2	.500	0	1	1	2.0	0	7	0	0	0	11	7.7
vs Clemson	11/26/09	*	24	0-2	.000	0-0	.000	2-5	.400	1	4	5	2.8	1	2	3	0	1	2	6.3
vs West Virginia	11/27/09	*	22	1-1	1.000	0-0	.000	0-1	.000	1	5	6	3.4	2	2	2	0	3	2	5.4
vs Minnesota	11/29/09	*	22	1-1	1.000	1-1	1.000	3-4	.750	0	5	5	3.7	4	3	1	0	2	6	5.5
PRAIRIE VIEW A&M	12/02/09	*	22	2-4	.500	1-3	.333	2-2	1.000	0	2	2	3.4	0	5	3	1	0	7	5.7
AKRON	12/04/09	*	26	1-5	.200	1-1	1.000	4-4	1.000	1	3	4	3.5	3	8	0	0	4	7	5.9
NORTH TEXAS	12/07/09	*	25	2-6	.333	1-4	.250	0-0	.000	1	3	4	3.6	2	1	1	0	0	5	5.8
vs New Mexico	12/12/09	*	27	1-3	.333	0-1	.000	4-6	.667	0	3	3	3.5	1	2	2	0	0	6	5.8
THE CITADEL	12/19/09	*	22	0-1	.000	0-1	.000	0-0	.000	0	1	1	3.3	3	1	1	1	0	0	5.3
at Washington	12/22/09	*	26	0-3	.000	0-0	.000	1-4	.250	1	4	5	3.4	2	1	3	1	2	1	4.9
NORTHWESTERN STATE	01/02/10	*	25	3-5	.600	2-2	1.000	2-6	.333	0	1	1	3.2	1	5	1	0	3	10	5.3
NORTH DAKOTA	01/05/10	*	21	1-2	.500	0-1	.000	1-7	.143	1	1	2	3.1	0	4	1	0	6	3	5.1
NEBRASKA	01/09/10	*	30	0-3	.000	0-2	.000	0-0	.000	0	4	4	3.2	2	3	1	0	0	0	4.8
at Kansas State	01/12/10	*	24	3-6	.500	0-1	.000	1-3	.333	1	2	3	3.2	2	3	1	0	3	7	4.9
at Texas	01/16/10	*	36	3-8	.375	1-2	.500	1-2	.500	2	6	8	3.5	2	2	2	0	1	8	5.1
OKLAHOMA	01/19/10	*	31	2-5	.400	1-3	.333	0-0	.000	0	0	0	3.3	1	7	0	0	1	5	5.1
COLORADO	01/23/10	*	35	0-2	.000	0-2	.000	1-4	.250	0	7	7	3.5	3	7	3	0	2	1	4.9
Totals		19	497	27-70	.386	11-30	.367	28-60	.467	9	57	66	3.5	33	68	25	3	31	93	4.9

Games played: 19
Minutes/game: 26.2
Points/game: 4.9
FG Pct: 38.6
3FG Pct: 36.7
FT Pct: 46.7

Rebounds/game: 3.5
Assists/game: 3.6
Turnovers/game: 1.3
Assist/turnover ratio: 2.7
Steals/game: 1.6
Blocks/game: 0.2

Career Statistics

			Total		3-Point		F-Throws		Rebounds									Scoring	
Season	gp-gs	min/avg	fg-fga	pct	fg-fga	pct	ft-fta	pct	off	def	tot	avg	pf	fo	ast	to	blk	stl	pts	avg
2008-09	34-1	448/13.2	20-69	.290	3-15	.200	18-35	.514	3	36	39	1.1	48	0	67	43	1	24	61	1.8
2009-10	19-19	497/26.2	27-70	.386	11-30	.367	28-60	.467	9	57	66	3.5	33	0	68	25	3	31	93	4.9
TOTAL	53-20	945/17.8	47-139	.338	14-45	.311	46-95	.484	12	93	105	2.0	81	0	135	68	4	55	154	2.9

Naji Hibbert

2009-10 SEASON HIGHS		CAREER HIGHS	
PTS	11 vs. PV A&M (12/2)	**PTS**	11 vs. PV A&M (12/02/09)
RBS	5 vs. Nebraska (1/9)	**RBS**	5 vs. Nebraska (1/9/10)
AST	2 vs. PV A&M (12/2); N. Texas (12/7)	**AST**	2 vs. PV A&M (12/2/09); N. Texas (12/7/09)
STL	1 vs. six opponents	**STL**	1 vs. six opponents
BLK	1 vs. Angelo State (11/13); SMU (11/16)	**BLK**	1 vs. Angelo St (11/13/09); SMU (11/16/09)
3PM	2 vs. PV A&M (12.2)	**3PM**	2 vs. PV A&M (12/2/09)
MIN	24 vs. Clemson (11/26); UND (1/5)	**MIN**	24 vs. Clemson (11/26/09); UND (1/5/10)

2009-10 Highlights

■Scored 7 points with 3 rebounds vs. Northwestern State.
■Has had at least 3 rebounds in 11 games, including a career-high 5 vs. Nebraska.
■Scored a career-high 11 points vs. Prairie View, making 2-of-4 treys.
■Scored 7 points in opener against Angelo State.
■Had a career-high 4 rebounds vs. Minnesota and Prairie View.
■Added 4 points and 3 rebounds vs. Samford, including his first career three-pointer.
■Scored 4 points and made a three-pointer at Washington.

Personal Notes

■Naji made the game-winning layup at the buzzer to lead his high school team to the Maryland state title last year ■a brother, Kaim Hibbert, played four years at Towson State ■Was an AAU teammate (Team Melo) with Andrew Fitzgerald (Oklahoma) and Lamont Jones (Arizona) ■Wants to go into computer science.

2009-10 Game-by-Game Statistics

				Total		3-Pointers		Free throws		Rebounds										
Opponent	Date	gs	min	fg-fga	pct	3fg-fga	pct	ft-fta	pct	off	def	tot	avg	pf	a	t/o	blk	stl	pts	avg
ANGELO STATE	11/13/09		22	1-7	.143	0-4	.000	5-7	.714	0	1	1	1.0	0	1	0	1	0	7	7.0
at SMU	11/16/09		7	0-3	.000	0-1	.000	0-0	.000	0	0	0	0.5	0	0	0	1	0	0	3.5
SAMFORD	11/20/09		15	1-3	.333	1-1	1.000	1-2	.500	2	1	3	1.3	2	0	1	0	1	4	3.7
vs Clemson	11/26/09		24	1-1	1.000	0-0	.000	0-0	.000	0	3	3	1.8	1	1	2	0	1	2	3.3
vs West Virginia	11/27/09		20	1-3	.333	0-1	.000	0-0	.000	0	3	3	2.0	2	1	1	0	1	2	3.0
vs Minnesota	11/29/09		14	0-2	.000	0-0	.000	0-0	.000	0	4	4	2.3	2	1	0	0	0	0	2.5
PRAIRIE VIEW A&M	12/02/09		21	3-5	.600	2-4	.500	3-5	.600	1	3	4	2.6	0	2	2	0	0	11	3.7
AKRON	12/04/09		13	0-3	.000	0-1	.000	0-2	.000	1	3	4	2.8	1	1	1	0	0	0	3.3
NORTH TEXAS	12/07/09		12	0-2	.000	0-0	.000	0-0	.000	0	3	3	2.8	0	2	0	0	0	0	2.9
vs New Mexico	12/12/09		8	0-1	.000	0-1	.000	0-0	.000	0	0	0	2.5	3	0	0	0	0	0	2.6
THE CITADEL	12/19/09		15	1-1	1.000	0-0	.000	0-1	.000	0	0	0	2.3	0	1	0	1	1	2	2.5
at Washington	12/22/09		16	1-3	.333	1-2	.500	1-2	.500	1	0	1	2.2	2	1	0	0	0	4	2.7
NORTHWESTERN STATE	01/02/10		18	2-5	.400	1-1	1.000	2-2	1.000	2	2	4	2.3	1	0	0	0	1	7	3.0
NORTH DAKOTA	01/05/10		24	2-6	.333	1-4	.250	0-0	.000	1	2	3	2.4	2	1	0	0	1	5	3.1
NEBRASKA	01/09/10		17	1-3	.333	0-1	.000	0-0	.000	3	2	5	2.5	2	0	0	0	0	2	3.1
at Kansas State	01/12/10		20	0-5	.000	0-1	.000	0-0	.000	0	1	1	2.4	1	0	1	0	0	0	2.9
at Texas	01/16/10		12	0-1	.000	0-1	.000	0-0	.000	1	2	3	2.5	3	0	0	0	0	0	2.7
OKLAHOMA	01/19/10		2	0-0	.000	0-0	.000	0-0	.000	0	0	0	2.3	2	0	0	0	0	0	2.6
COLORADO	01/23/10		3	0-0	.000	0-0	.000	0-0	.000	0	0	0	2.2	0	0	0	0	0	0	2.4
Totals		0	283	14-54	.259	6-23	.261	12-21	.571	12	30	42	2.2	24	12	8	3	6	46	2.4

Games played: 19
Minutes/game: 14.9
Points/game: 2.4
FG Pct: 25.9
3FG Pct: 26.1
FT Pct: 57.1

Rebounds/game: 2.2
Assists/game: 0.6
Turnovers/game: 0.4
Assist/turnover ratio: 1.5
Steals/game: 0.3
Blocks/game: 0.2

Career Statistics

			Total		3-Point		F-Throws		Rebounds									Scoring	
Season	gp-gs	min/avg	fg-fga	pct	fg-fga	pct	ft-fta	pct	off	def	tot	avg	pf	fo	ast	to	blk	stl	pts	avg
2009-10	19-0	283/14.9	14-54	.259	6-23	.261	12-21	.571	12	30	42	2.2	24	0	12	8	3	6	46	2.4
TOTAL	19-0	283/14.9	14-54	.259	6-23	.261	12-21	.571	12	30	42	2.2	24	0	12	8	3	6	46	2.4

B.J. Holmes

2009-10 SEASON HIGHS		CAREER HIGHS	
PTS	20 vs. Clemson (11/26)	**PTS**	24 vs. Texas Tech (1/28/09)
RBS	6 vs. The Citadel (12/19); Texas (1/16)	**RBS**	7 vs. Alabama (12/13/08)
AST	3 vs. three opponents	**AST**	4 vs. Missouri (3/7/09); SMU (12/17/08)
STL	3 vs. Colorado (1/23)	**STL**	3 vs. three opponents
BLK	1 vs. PV A&M (12/2)	**BLK**	1 vs. five opponents
3PM	5 vs. Washington (12/22); UND (1/5)	**3PM**	6 vs. Texas Tech (1/28/09); UND (1/5/10)
MIN	33 vs. New Mexico (12/12)	**MIN**	35 vs. North Dakota (1/5/09)

2009-10 Highlights

■Scored 19 points against OSU last year in Stillwater, making 4-of-9 three-pointers.
■Has made 6-of-11 (.546) career three-pointers in Stillwater.
■Scored 16 points (4-7 treys) in 21 minutes vs. Colorado last year...had 10 points in final six minutes as A&M rallied from 8-point deficit, including a four-point play (3-pt. FG + FT).
■Has made 31-of-89 (.348) from 3-point range...was 0-of-13 in Big 12 play before making 3-of-8 vs. Oklahoma and finishing with 13 points.
■Entered Big 12 play making .443 from three-point range and was ranked No. 1 in A&M history in career three-point percentage at .420.
■Ranks fourth in school history in career three-point pct. (.391).
■Ranks third in school history in career free throw pct. (.806).
■Has been the top scorer off the bench a team-high 12 times.
■Scored 17 points and made 5-of-7 three-pointers at Washington.
■Averaged 16.0 points in the 76 Classic, making 7-of-11 three-pointers (.636).
■Had a season-high 20 points with 5 rebounds in win against Clemson, making 3-of-5 treys and 11-of-12 free throws.
■Scored 18 points vs. West Virginia.
■Made 17-of-21 free throws in the 76 Classic.
■Scored 11 points, making 3 three-pointers, in win at SMU.

Personal Notes

■In Big 12 play last year, B.J. led the league in three-point percentage (.470) and was second in free throw percentage (.860) ■Set career records at Hastings High School for points, assists and steals ■Enjoys singing and playing the piano ■Favorite NBA team is the Phoenix Suns and favorite player is LeBron James ■Tied Big 12 record by making six straight three-pointers last season against Texas Tech.

2009-10 Game-by-Game Statistics

				Total		3-Pointers		Free throws		Rebounds											
Opponent	Date	gs	min	fg-fga	pct	3fg-fga	pct	ft-fta	pct	off	def	tot	avg	pf	a	t/o	blk	stl	pts	avg
ANGELO STATE	11/13/09		12	0-0	.000	0-0	.000	3-4	.750	0	1	1	1.0	1	2	2	0	1	3	3.0
at SMU	11/16/09		21	3-10	.300	3-10	.300	2-2	1.000	0	3	3	2.0	3	2	2	0	0	11	7.0
SAMFORD	11/20/09		13	1-2	.500	1-2	.500	0-0	.000	0	1	1	1.7	0	0	1	0	0	3	5.7
vs Clemson	11/26/09		20	3-7	.429	3-5	.600	11-12	.917	1	4	5	2.5	2	2	4	0	2	20	9.3
vs West Virginia	11/27/09		25	5-9	.556	2-3	.667	6-7	.857	2	1	3	2.6	3	0	3	0	1	18	11.0
vs Minnesota	11/29/09		26	4-7	.571	2-3	.667	0-2	.000	0	0	0	2.2	2	1	2	0	0	10	10.8
PRAIRIE VIEW A&M	12/02/09		21	1-2	.500	1-2	.500	2-2	1.000	0	3	3	2.3	3	1	2	1	1	5	10.0
AKRON	12/04/09		20	1-4	.250	0-2	.000	6-8	.750	0	3	3	2.4	1	1	4	0	1	8	9.8
NORTH TEXAS	12/07/09		20	2-5	.400	1-2	.500	4-4	1.000	0	0	0	2.1	1	0	1	0	0	9	9.7
vs New Mexico	12/12/09		33	3-12	.250	2-9	.222	6-7	.857	0	0	0	1.9	2	1	0	0	2	14	10.1
THE CITADEL	12/19/09		24	1-6	.167	1-5	.200	3-4	.750	0	6	6	2.3	2	3	3	0	1	6	9.7
at Washington	12/22/09		22	5-10	.500	5-7	.714	2-2	1.000	3	2	5	2.5	4	1	3	0	1	17	10.3
NORTHWESTERN STATE	01/02/10		19	1-4	.250	1-4	.250	2-4	.500	0	1	1	2.4	3	2	1	0	0	5	9.9
NORTH DAKOTA	01/05/10		23	5-8	.625	5-7	.714	0-1	.000	0	2	2	2.4	1	2	1	0	0	15	10.3
NEBRASKA	01/09/10		26	2-7	.286	0-5	.000	4-5	.800	0	1	1	2.3	0	2	1	0	0	8	10.1
at Kansas State	01/12/10		19	0-4	.000	0-4	.000	7-8	.875	1	2	3	2.3	0	2	2	0	0	7	9.9
at Texas	01/16/10		31	0-8	.000	0-4	.000	1-2	.500	0	6	6	2.5	2	3	1	0	0	1	9.4
OKLAHOMA	01/19/10		31	5-11	.455	3-8	.375	0-0	.000	0	3	3	2.6	4	3	2	0	0	13	9.6
COLORADO	01/23/10		31	2-8	.250	1-7	.143	2-2	1.000	0	0	0	2.4	1	1	1	0	3	7	9.5
Totals		0	437	44-124	.355	31-89	.348	61-76	.803	7	39	46	2.4	35	29	36	1	13	180	9.5

Games played: 19
Minutes/game: 23.0
Points/game: 9.5
FG Pct: 35.5
3FG Pct: 34.8
FT Pct: 80.3

Rebounds/game: 2.4
Assists/game: 1.5
Turnovers/game: 1.9
Assist/turnover ratio: 0.8
Steals/game: 0.7
Blocks/game: 0.1

Career Statistics

			Total		3-Point		F-Throws		Rebounds									Scoring	
Season	gp-gs	min/avg	fg-fga	pct	fg-fga	pct	ft-fta	pct	off	def	tot	avg	pf	fo	ast	to	blk	stl	pts	avg
2007-08	29-0	180/6.2	20-49	.408	14-35	.400	5-10	.500	3	19	22	0.8	19	0	14	13	0	8	59	2.0
2008-09	34-2	757/22.3	82-222	.369	59-142	.415	75-89	.843	21	52	73	2.1	61	1	49	18	4	30	298	8.8
2009-10	19-0	437/23.0	44-124	.355	31-89	.348	61-76	.803	7	39	46	2.4	35	0	29	36	1	13	180	9.5
TOTAL	82-2	1374/16.8	146-395	.370	104-266	.391	141-175	.806	31	110	141	1.7	115	1	92	67	5	51	537	6.5

Derrek Lewis

2009-10 SEASON HIGHS		CAREER HIGHS	
PTS	8 vs. Northwestern State (1/2)	**PTS**	8 vs. Northwestern State (1/2/10)
RBS	4 vs. Oklahoma (1/19)	**RBS**	4 vs. Oklahoma (1/19)
AST	1 vs. Northwestern State (1/2); OU (1/19)	**AST**	2 vs. Texas Tech (2/27/08)
STL	1 vs. Northwestern State (1/2)	**STL**	1 vs. two opponents
BLK	1 vs. Samford (11/20)	**BLK**	1 vs. Samford (11/20/09)
3PM	2 vs. Northwestern State (1/2)	**3PM**	2 vs. Northwestern State (1/2/10)
MIN	9 vs. Oklahoma (1/19)	**MIN**	17 vs. Texas Tech (2/27/08)

2009-10 Highlights

■Has played in 12 games, including nine straight.
■Scored 5 points with a career-high 4 rebounds in 9 minutes vs. Oklahoma.
■Scored a career-high 8 points (2-3 treys) vs. Northwestern State.
■Added 4 points against North Dakota and Prairie View A&M.
■Has made 6-of-11 (.545) from three-point range and 7-of-14 (.500) from the field.
■Has made 4-of-5 (.800) from the free throw line.

Personal Notes

■Enjoys playing poker ■used to play the clarinet and wants to learn the guitar ■father, Derrek, Sr., is a police officer in Tulsa ■enjoys playing and watching golf ■committed to A&M when he was a sophomore a Cascia Hall HS in Tulsa (later graduated from Union HS) ■also recruited by Missouri, Tulsa, TCU, Oral Roberts and Missouri State.

2009-10 Game-by-Game Statistics

				Total		3-Pointers		Free throws		Rebounds											
Opponent	Date	gs	min	fg-fga	pct	3fg-fga	pct	ft-fta	pct	off	def	tot	avg	pf	a	t/o	blk	stl	pts	avg
ANGELO STATE	11/13/09		2	0-0	.000	0-0	.000	0-0	.000	0	0	0	0.0	0	0	1	0	0	0	0.0
SAMFORD	11/20/09		4	0-0	.000	0-0	.000	0-0	.000	0	0	0	0.0	1	0	1	1	0	0	0.0
PRAIRIE VIEW A&M	12/02/09		4	1-2	.500	1-2	.500	1-2	.500	0	0	0	0.0	2	0	0	0	0	4	1.3
vs New Mexico	12/12/09		2	0-0	.000	0-0	.000	0-0	.000	0	0	0	0.0	1	0	0	0	0	0	1.0
THE CITADEL	12/19/09		4	0-2	.000	0-1	.000	0-0	.000	0	0	0	0.0	0	0	0	0	0	0	0.8
at Washington	12/22/09		1	0-0	.000	0-0	.000	0-0	.000	0	0	0	0.0	0	0	0	0	0	0	0.7
NORTHWESTERN STATE	01/02/10		7	2-4	.500	2-3	.667	2-2	1.000	1	1	2	0.3	2	1	1	0	1	8	1.7
NORTH DAKOTA	01/05/10		8	1-2	.500	1-2	.500	1-1	1.000	1	0	1	0.4	1	0	1	0	0	4	2.0
NEBRASKA	01/09/10		0	0-0	.000	0-0	.000	0-0	.000	0	0	0	0.3	0	0	0	0	0	0	1.8
at Kansas State	01/12/10		3	0-1	.000	0-1	.000	0-0	.000	0	0	0	0.3	0	0	1	0	0	0	1.6
at Texas	01/16/10		2	1-1	1.000	1-1	1.000	0-0	.000	0	0	0	0.3	1	0	0	0	0	3	1.7
OKLAHOMA	01/19/10		9	2-2	1.000	1-1	1.000	0-0	.000	2	2	4	0.6	1	1	0	0	0	5	2.0
COLORADO	01/23/10		1	0-0	.000	0-0	.000	0-0	.000	0	0	0	0.5	1	0	0	0	0	0	1.8
Totals		0	47	7-14	.500	6-11	.545	4-5	.800	4	3	7	0.5	10	2	5	1	1	24	1.8

Games played: 13
Minutes/game: 3.6
Points/game: 1.8
FG Pct: 50.0
3FG Pct: 54.5
FT Pct: 80.0

Rebounds/game: 0.5
Assists/game: 0.2
Turnovers/game: 0.4
Assist/turnover ratio: 0.4
Steals/game: 0.1
Blocks/game: 0.1

Career Statistics

			Total		3-Point		F-Throws		Rebounds									Scoring	
Season	gp-gs	min/avg	fg-fga	pct	fg-fga	pct	ft-fta	pct	off	def	tot	avg	pf	fo	ast	to	blk	stl	pts	avg
2007-08	9-0	40/4.4	2-8	.250	2-7	.286	0-0	.000	4	3	7	0.8	3	0	2	1	0	0	6	0.7
2008-09	5-0	15/3.0	1-4	.250	0-2	.000	1-2	.500	0	0	0	0.0	3	0	3	2	0	1	3	0.6
2009-10	13-0	47/3.6	7-14	.500	6-11	.545	4-5	.800	4	3	7	0.5	10	0	2	5	1	1	24	1.8
TOTAL	27-0	102/3.8	10-26	.385	8-20	.400	5-7	.714	8	6	14	0.5	16	0	7	8	1	2	33	1.2

David Loubeau

2009-10 SEASON HIGHS		CAREER HIGHS	
PTS	20 vs. Angelo State (11/13)	**PTS**	20 vs. Angelo State (11/13/09)
RBS	9 vs. Angelo St. (11/13); Clemson (11/26)	**RBS**	9 vs. three opponents
AST	1 vs. four opponents	**AST**	2 vs. three opponents
STL	1 vs. Samford (11/20); Nebraska (1/9)	**STL**	1 vs. eight opponents
BLK	2 vs. Texas (1/16)	**BLK**	2 vs. Texas Tech (1/28/09); Texas (1/16/10)
3PM	0	**3PM**	0
MIN	27 vs. Clemson (11/26)	**MIN**	27 vs. Clemson (11/26/09)

2009-10 Highlights

■A&M is 14-4 when he scores at least 7 points in his career, with all four losses coming to ranked teams (Kansas, Oklahoma, Connecticut, New Mexico).
■Had 12 points with 5 rebounds vs. Northwestern State in his first start of the season.
■Scored a career-high 20 points (10-14 FG) and matched his career best with 9 rebounds against Angelo State.
■Has been the first player off the bench a team-high 13 times.
■Scored 12 points and tied career high with 9 rebounds in win vs. Clemson.
■Had 7 points and 5 rebounds at SMU but earned praise from Coach Turgeon for his defensive performance.
■Had 12 points with 9 rebounds in exhibition game against Commerce.

Personal Notes

■Nicknamed "Beasty" by Aggie teammates ■Added 10 pounds to his lanky frame in the offseason ■Had career highs of 55 points and 23 rebounds in high school ■He led his AAU team to national titles in 2006 and 2007 ■David hopes to become a sports agent ■His least favorite rule is goaltending ■He is a neat freak and his favorite classroom subject is history.

2009-10 Game-by-Game Statistics

				Total		3-Pointers		Free throws		Rebounds											
Opponent	Date	gs	min	fg-fga	pct	3fg-fga	pct	ft-fta	pct	off	def	tot	avg	pf	a	t/o	blk	stl	pts	avg
ANGELO STATE	11/13/09		20	10-14	.714	0-0	.000	0-0	.000	3	6	9	9.0	2	1	2	1	0	20	20.0
at SMU	11/16/09		23	3-5	.600	0-0	.000	1-2	.500	3	2	5	7.0	2	1	1	0	0	7	13.5
SAMFORD	11/20/09		19	1-4	.250	0-0	.000	3-6	.500	3	1	4	6.0	0	1	0	1	1	5	10.7
vs Clemson	11/26/09		27	5-8	.625	0-0	.000	2-4	.500	4	5	9	6.8	2	1	0	0	0	12	11.0
vs West Virginia	11/27/09		25	1-5	.200	0-0	.000	1-3	.333	0	1	1	5.6	2	0	2	0	0	3	9.4
vs Minnesota	11/29/09		19	1-4	.250	0-0	.000	2-2	1.000	1	3	4	5.3	2	0	2	0	0	4	8.5
PRAIRIE VIEW A&M	12/02/09		19	3-4	.750	0-0	.000	1-2	.500	0	1	1	4.7	3	1	0	0	0	7	8.3
AKRON	12/04/09		18	3-8	.375	0-0	.000	1-2	.500	1	1	2	4.4	2	0	0	0	0	7	8.1
NORTH TEXAS	12/07/09		25	5-7	.714	0-0	.000	2-2	1.000	1	3	4	4.3	4	0	1	0	0	12	8.6
vs New Mexico	12/12/09		19	3-3	1.000	0-0	.000	2-4	.500	1	3	4	4.3	2	0	0	0	0	8	8.5
THE CITADEL	12/19/09		23	3-6	.500	0-0	.000	0-0	.000	4	4	8	4.6	1	0	2	1	0	6	8.3
at Washington	12/22/09		16	3-6	.500	0-0	.000	0-0	.000	1	1	2	4.4	5	0	2	0	0	6	8.1
NORTHWESTERN STATE	01/02/10	*	20	4-7	.571	0-0	.000	4-7	.571	3	2	5	4.5	3	0	1	0	0	12	8.4
NORTH DAKOTA	01/05/10		20	3-4	.750	0-0	.000	0-0	.000	0	0	0	4.1	2	0	2	0	0	6	8.2
NEBRASKA	01/09/10		17	1-1	1.000	0-0	.000	1-2	.500	1	3	4	4.1	3	0	2	0	1	3	7.9
at Kansas State	01/12/10	*	23	2-7	.286	0-0	.000	4-6	.667	2	3	5	4.2	3	0	2	0	0	8	7.9
at Texas	01/16/10		20	1-5	.200	0-0	.000	0-0	.000	3	2	5	4.2	3	0	1	2	0	2	7.5
OKLAHOMA	01/19/10		12	2-4	.500	0-0	.000	0-0	.000	1	1	2	4.1	3	0	1	0	0	4	7.3
COLORADO	01/23/10		19	3-4	.750	0-0	.000	0-0	.000	1	1	2	4.0	2	0	0	1	0	6	7.3
Totals		2	384	57-106	.538	0-0	.000	24-42	.571	33	43	76	4.0	46	5	21	6	2	138	7.3

Games played: 19
Minutes/game: 20.2
Points/game: 7.3
FG Pct: 53.8
FT Pct: 57.1

Rebounds/game: 4.0
Assists/game: 0.3
Turnovers/game: 1.1
Assist/turnover ratio: 0.2
Steals/game: 0.1
Blocks/game: 0.3

Career Statistics

			Total		3-Point		F-Throws		Rebounds									Scoring	
Season	gp-gs	min/avg	fg-fga	pct	fg-fga	pct	ft-fta	pct	off	def	tot	avg	pf	fo	ast	to	blk	stl	pts	avg
2008-09	34-2	460/13.5	62-125	.496	0-0	.000	34-68	.500	58	51	109	3.2	57	0	11	30	6	6	158	4.6
2009-10	19-2	384/20.2	57-106	.538	0-0	.000	24-42	.571	33	43	76	4.0	46	1	5	21	6	2	138	7.3
TOTAL	53-4	844/15.9	119-231	.515	0-0	.000	58-110	.527	91	94	185	3.5	103	1	16	51	12	8	296	5.6

Khris Middleton

2009-10 SEASON HIGHS		CAREER HIGHS	
PTS	17 vs. PV A&M (12/2)	**PTS**	17 vs. PV A&M (12/2/09)
RBS	8 vs. Angelo State (11/13)	**RBS**	8 vs. Angelo State (11/13/09)
AST	3 vs. three opponents	**AST**	3 vs. three opponents
STL	3 vs. Clemson (11/26)	**STL**	3 vs. Clemson (11/26/09)
BLK	2 vs. Kansas State (1/12)	**BLK**	2 vs. Kansas State (1/12/10)
3PM	4 vs. PV A&M (12/2)	**3PM**	4 vs. PV A&M (12/2/09)
MIN	27 vs. Oklahoma (1/19)	**MIN**	27 vs. Oklahoma (1/19/10)

2009-10 Highlights

■Has started in nine games, including the last seven, taking Derrick Roland's spot.
■Scored a team-high 16 points with a team-best 7 rebounds at Kansas State.
■Had 11 points and a team-high 7 rebounds in win vs. Oklahoma.
■Averaging 8.8 points and 5.2 rebounds in Big 12 play while making .500 from the field, .333 from three-point range and .722 from the free throw line.
■Scored 11 points (4-5 FG) in win against The Citadel.
■Had 9 points and 3 offensive rebounds in win against Nebraska.
■Scored 8 points and 5 rebounds in start against Northwestern State.
■Had 7 points, 5 rebounds and team-high 3 assists vs. New Mexico.
■Scored a career and team-high 17 points (4-8 treys) with a team-best 7 rebounds against Prairie View A&M.
■Scored 7 points with 3 steals in win vs. Clemson and made his first career three-pointer.
■Had a career-high 8 rebounds and 3 assists in opener vs. Angelo State.

Personal Notes

■Khris was an AAU teammate (Carolina Celtics) with Devin Booker (Clemson) ■A cousin, Josh Powell, plays for the world champion Los Angeles Lakers ■Khris wants to become a coach or athletic director ■ESPN rated rated him the best shooter in the country among prep forwards.

2009-10 Game-by-Game Statistics

				Total		3-Pointers		Free throws		Rebounds											
Opponent	Date	gs	min	fg-fga	pct	3fg-fga	pct	ft-fta	pct	off	def	tot	avg	pf	a	t/o	blk	stl	pts	avg
ANGELO STATE	11/13/09	*	19	1-5	.200	0-4	.000	0-0	.000	1	7	8	8.0	2	3	1	1	0	2	2.0
at SMU	11/16/09	*	18	0-3	.000	0-1	.000	0-0	.000	1	2	3	5.5	1	0	0	0	1	0	1.0
SAMFORD	11/20/09		7	0-4	.000	0-3	.000	0-0	.000	0	1	1	4.0	2	0	0	0	0	0	0.7
vs Clemson	11/26/09		13	3-4	.750	1-1	1.000	0-1	.000	1	1	2	3.5	2	0	0	0	3	7	2.3
vs West Virginia	11/27/09		8	0-0	.000	0-0	.000	0-0	.000	0	0	0	2.8	3	0	0	0	0	0	1.8
vs Minnesota	11/29/09		7	0-2	.000	0-2	.000	0-0	.000	0	0	0	2.3	1	0	1	0	0	0	1.5
PRAIRIE VIEW A&M	12/02/09		22	6-10	.600	4-8	.500	1-3	.333	2	5	7	3.0	1	1	2	0	1	17	3.7
AKRON	12/04/09		7	1-2	.500	1-2	.500	0-0	.000	0	1	1	2.8	1	0	0	0	0	3	3.6
NORTH TEXAS	12/07/09		16	0-1	.000	0-0	.000	0-0	.000	1	2	3	2.8	3	1	1	0	0	0	3.2
vs New Mexico	12/12/09		21	3-6	.500	1-4	.250	0-0	.000	3	2	5	3.0	3	3	0	0	1	7	3.6
THE CITADEL	12/19/09		17	4-5	.800	0-1	.000	3-3	1.000	1	2	3	3.0	2	1	2	0	1	11	4.3
at Washington	12/22/09		21	2-7	.286	0-4	.000	2-3	.667	1	1	2	2.9	2	1	1	0	1	6	4.4
NORTHWESTERN STATE	01/02/10	*	26	2-8	.250	0-3	.000	4-7	.571	2	3	5	3.1	4	2	1	0	1	8	4.7
NORTH DAKOTA	01/05/10	*	24	0-7	.000	0-4	.000	4-4	1.000	3	3	6	3.3	3	3	0	0	2	4	4.6
NEBRASKA	01/09/10	*	23	3-7	.429	1-4	.250	2-2	1.000	3	0	3	3.3	1	0	2	0	0	9	4.9
at Kansas State	01/12/10	*	24	4-7	.571	2-4	.500	6-9	.667	3	4	7	3.5	4	1	1	2	1	16	5.6
at Texas	01/16/10	*	15	0-1	.000	0-1	.000	1-2	.500	1	3	4	3.5	4	1	0	1	2	1	5.4
OKLAHOMA	01/19/10	*	27	3-4	.750	1-2	.500	4-4	1.000	1	6	7	3.7	2	0	1	0	1	11	5.7
COLORADO	01/23/10	*	20	3-7	.429	1-4	.250	0-1	.000	1	4	5	3.8	3	1	0	0	0	7	5.7
Totals		9	335	35-90	.389	12-52	.231	27-39	.692	25	47	72	3.8	44	18	13	4	15	109	5.7

Games played: 19
Minutes/game: 17.6
Points/game: 5.7
FG Pct: 38.9
3FG Pct: 23.1
FT Pct: 69.2

Rebounds/game: 3.8
Assists/game: 0.9
Turnovers/game: 0.7
Assist/turnover ratio: 1.4
Steals/game: 0.8
Blocks/game: 0.2

Career Statistics

			Total		3-Point		F-Throws		Rebounds									Scoring	
Season	gp-gs	min/avg	fg-fga	pct	fg-fga	pct	ft-fta	pct	off	def	tot	avg	pf	fo	ast	to	blk	stl	pts	avg
2009-10	19-9	335/17.6	35-90	.389	12-52	.231	27-39	.692	25	47	72	3.8	44	0	18	13	4	15	109	5.7
TOTAL	19-9	335/17.6	35-90	.389	12-52	.231	27-39	.692	25	47	72	3.8	44	0	18	13	4	15	109	5.7

Derrick Roland

2009-10 SEASON HIGHS		CAREER HIGHS	
PTS	21 vs. SMU (11/16)	**PTS**	21 vs. SMU (11/16/09)
RBS	8 vs. Akon (12/4)	**RBS**	8 vs. Akron (12/4/09)
AST	4 vs. PV A&M (12/2)	**AST**	5 vs. Lamar (11/17/06)
STL	2 vs. Samford (11/20)	**STL**	3 vs. Colorado (1/12/07)
BLK	2 vs. SMU (11/16); Minnesota (11/29)	**BLK**	2 vs. SMU (11/16/09); Minnesota (11/29/09)
3PM	2 vs. PV A&M (12/2); Akron (12/4)	**3PM**	3 vs. 3 opponents (Last: UNCW, 11/25/08)
MIN	31 vs. three opponents	**MIN**	33 vs. Baylor (1/14/09); Colorado (3/4/09)

2009-10 Highlights

■Will miss the rest of the season after suffering broken right leg at Washington.
■All three of A&M's losses came when Roland played fewer than 25 minutes.
■A&M was 18-2 when Roland scored in double figures in his career.
■Played in 102 career games.
■Made 2009 Big 12 All-Defense Team, considered one of nation's top perimeter defenders.
■Ranked second on team in scoring and was perhaps team's best leader.
■Scored in double figures in seven of 12 games this season.
■Scored a team-high 19 points vs. Minnesota and made key three-pointer late in game.
■Had 15 points (2-of-5 treys) and a career-high 8 rebounds vs. Akron
■Limited by wrist injury vs. Clemson and West Virginia at 76 Classic.
■Led team with five three-point plays (FG+FT).
■Had a career-high 21 points in win at SMU, making 8-of-8 from the free throw line.
■Made 79.3 (23-29) percent from the free throw line.
■Scored 14 points with 5 rebounds vs. Samford.
■Scored 12 points with 3 assists in opener vs. Angelo State...made 2-of-5 three-pointers.

Personal Notes

■Nicknamed "D-Ro" ■Set A&M record in vertical jump in the fall of 2007 with a leap of 38 inches in 2007 ■Scored 47 points in an AAU game for the Dallas Mustangs ■Roland and A&M teammate Donald Sloan were also prep teammates, along with former Texas standout LaMarcus Aldridge (Portland Trailblazers) ■Sloan and Roland grew up together and think of each other as brothers.

2009-10 Game-by-Game Statistics

				Total		3-Pointers		Free throws		Rebounds											
Opponent	Date	gs	min	fg-fga	pct	3fg-fga	pct	ft-fta	pct	off	def	tot	avg	pf	a	t/o	blk	stl	pts	avg
ANGELO STATE	11/13/09	*	28	5-10	.500	2-5	.400	0-0	.000	0	2	2	2.0	1	3	0	1	0	12	12.0
at SMU	11/16/09	*	30	6-12	.500	1-3	.333	8-8	1.000	1	2	3	2.5	1	2	0	2	1	21	16.5
SAMFORD	11/20/09	*	31	6-8	.750	0-2	.000	2-2	1.000	0	5	5	3.3	1	2	1	1	2	14	15.7
vs Clemson	11/26/09	*	20	2-7	.286	0-3	.000	0-0	.000	0	1	1	2.8	3	2	3	0	0	4	12.8
vs West Virginia	11/27/09	*	24	3-9	.333	0-1	.000	2-2	1.000	2	1	3	2.8	4	1	2	0	0	8	11.8
vs Minnesota	11/29/09	*	28	7-12	.583	1-2	.500	4-6	.667	2	1	3	2.8	0	0	1	2	1	19	13.0
PRAIRIE VIEW A&M	12/02/09	*	23	4-7	.571	2-5	.400	0-0	.000	0	3	3	2.9	0	4	3	1	0	10	12.6
AKRON	12/04/09	*	31	5-10	.500	2-5	.400	3-4	.750	5	3	8	3.5	0	0	1	0	1	15	12.9
NORTH TEXAS	12/07/09	*	31	4-7	.571	1-3	.333	1-2	.500	2	2	4	3.6	1	2	2	0	1	10	12.6
vs New Mexico	12-12-09	*	14	0-3	.000	0-2	.000	0-0	.000	0	1	1	3.3	5	1	3	1	0	0	11.3
THE CITADEL	12/19/09	*	25	3-7	.429	1-3	.333	2-3	.667	0	2	2	3.2	1	2	2	0	0	9	11.1
at Washington	12/22/09	*	16	1-2	.500	1-1	1.000	1-2	.500	0	1	1	3.0	1	1	0	0	0	4	10.5
Totals		12	301	46-94	.489	11-35	.314	23-29	.793	12	24	36	3.0	18	20	18	8	6	126	10.5

Games played: 12
Minutes/game: 25.1
Points/game: 10.5
FG Pct: 48.9
3FG Pct: 31.4
FT Pct: 79.3

Rebounds/game: 3.0
Assists/game: 1.7
Turnovers/game: 1.5
Assist/turnover ratio: 1.1
Steals/game: 0.5
Blocks/game: 0.7

Career Statistics

			Total		3-Point		F-Throws		Rebounds									Scoring	
Season	gp-gs	min/avg	fg-fga	pct	fg-fga	pct	ft-fta	pct	off	def	tot	avg	pf	fo	ast	to	blk	stl	pts	avg
2006-07	22-0	121/5.5	5-28	.179	2-17	.118	5-6	.833	5	16	21	1.0	10	0	16	8	2	5	17	0.8
2007-08	36-0	686/19.1	79-180	.439	19-68	.279	26-49	.531	16	60	76	2.1	57	2	40	35	6	13	203	5.6
2008-09	32-30	830/25.9	69-176	.392	18-69	.261	45-63	.714	33	46	79	2.5	51	0	57	61	7	11	201	6.3
2009-10	12-12	301/25.1	46-94	.489	11-35	.314	23-29	.793	12	24	36	3.0	18	1	20	18	8	6	126	10.5
TOTAL	102-42	1938/19.0	199-478	.416	50-189	.265	99-147	.673	66	146	212	2.1	136	3	133	122	23	35	547	5.4

Donald Sloan

2009-10 SEASON HIGHS		CAREER HIGHS	
PTS	29 vs. New Mexico (12/12)	**PTS**	29 vs. New Mexico (12/12/09)
RBS	6 vs. Samford (11/20)	**RBS**	9 vs. Iowa State (3/14/08)
AST	5 vs. Washington (12/22)	**AST**	9 vs. Iowa State (3/14/09)
STL	4 vs. Akron (12/4)	**STL**	4 vs. Akron (12/4/09)
BLK	1 vs. West Virginia (11/27); UND (1/5)	**BLK**	1 vs. five opponents
3PM	5 vs. Samford (11/20)	**3PM**	5 vs. Samford (11/20/09)
MIN	39 vs. Texas (1/16)	**MIN**	57 vs. Baylor (1/23/08)

2009-10 Highlights

■Has scored in double figures in all three previous games in Stillwater ... scored 15 last season, 10 in 2008 and 15 in 2007 ... was named ESPN's player of the game after 15-point effort as a freshman in 2007 victory (66-46) in Stillwater.
■Had 21 points against top-ranked Texas.
■Scored a career-high 29 points and made 4-of-7 three-pointers vs. New Mexico.
■Had 26 points (13-14 FT) vs. Nebraska.
■Scored 24 points with a team-high 4 assists in win at SMU.
■Had 22 points and made a career-high 5-of-6 treys vs. Samford.
■Has made 71-of-83 (.855) from the free throw line in the last 12 games after going 3-of-8 against Minnesota at 76 Classic...made 25 straight at one point.
■Scored 18 points vs. West Virginia, adding 3 rebounds, 2 assists, 2 steals and 1 block.
■Has made .354 (23-65) from three-point range.
■Ranks 15th in A&M history with 1,251 points; 10th in A&M history with 333 assists.
■The second A&M player to score 1,200 career points with 300 assists and 400 rebounds (joining Bernard King (1999-03).
■Has played in 123 career games and has an 90-33 record (.732).
■A&M is 45-9 when Sloan has at least 3 assists in his career, including a 22-4 mark over the last two seasons. The Aggies are 45-17 when he scores in double figures.
■Scored a team-high 17 points and added a career-best 4 steals vs. Akron.

Personal Notes

■Backed up All-American Acie Law IV at point guard as a true freshman in 2006-07 ■Donald was a prep teammate of A&M teammate Derrick Roland and former Texas standout LaMarcus Aldridge (Portland Trailblazers) ■Sloan and Roland grew up together and consider each other brothers ■He had a 13-1-1 record as an amateur youth boxer in the Dallas area ■Wants to coach or own a business..

2009-10 Game-by-Game Statistics

				Total		3-Pointers		Free throws		Rebounds											
Opponent	Date	gs	min	fg-fga	pct	3fg-fga	pct	ft-fta	pct	off	def	tot	avg	pf	a	t/o	blk	stl	pts	avg
ANGELO STATE	11/13/09	*	28	6-10	.600	1-1	1.000	1-5	.200	1	4	5	5.0	4	4	2	0	0	14	14.0
at SMU	11/16/09	*	34	7-12	.583	3-5	.600	7-9	.778	2	1	3	4.0	0	4	2	0	0	24	19.0
SAMFORD	11/20/09	*	31	7-11	.636	5-6	.833	3-4	.750	0	6	6	4.7	2	4	1	0	1	22	20.0
vs Clemson	11/26/09	*	33	4-11	.364	0-4	.000	1-5	.200	1	4	5	4.8	2	2	5	0	0	9	17.3
vs West Virginia	11/27/09	*	31	6-11	.545	0-2	.000	6-8	.750	0	3	3	4.4	3	2	4	1	2	18	17.4
vs Minnesota	11/29/09	*	30	3-12	.250	0-1	.000	3-7	.429	1	4	5	4.5	1	0	2	0	0	9	16.0
PRAIRIE VIEW A&M	12/02/09	*	25	3-7	.429	1-3	.333	4-4	1.000	1	3	4	4.4	0	0	1	0	0	11	15.3
AKRON	12/04/09	*	32	6-13	.462	1-3	.333	4-4	1.000	1	2	3	4.3	1	2	1	0	4	17	15.5
NORTH TEXAS	12/07/09	*	34	5-8	.625	1-2	.500	10-10	1.000	1	2	3	4.1	2	4	1	0	1	21	16.1
vs New Mexico	12/12/09	*	33	10-15	.667	4-7	.571	5-5	1.000	0	3	3	4.0	5	2	5	0	0	29	17.4
THE CITADEL	12/19/09	*	27	6-9	.667	2-4	.500	3-5	.600	1	3	4	4.0	0	4	2	0	1	17	17.4
at Washington	12/22/09	*	37	5-20	.250	0-4	.000	6-6	1.000	1	4	5	4.1	1	5	4	0	1	16	17.3
NORTHWESTERN STATE	01/02/10	*	27	6-12	.500	0-2	.000	6-6	1.000	1	2	3	4.0	3	2	0	0	0	18	17.3
NORTH DAKOTA	01/05/10	*	26	6-10	.600	3-4	.750	4-6	.667	1	2	3	3.9	1	2	0	1	1	19	17.4
NEBRASKA	01/09/10	*	36	6-14	.429	1-5	.200	13-14	.929	2	3	5	4.0	0	0	3	0	0	26	18.0
at Kansas State	01/12/10	*	35	3-11	.273	0-2	.000	2-4	.500	2	1	3	3.9	3	0	3	0	0	8	17.4
at Texas	01/16/10	*	39	9-21	.429	1-3	.333	2-4	.500	1	3	4	3.9	1	0	4	0	0	21	17.6
OKLAHOMA	01/19/10	*	37	6-13	.462	0-2	.000	4-6	.667	0	3	3	3.9	0	2	1	0	1	16	17.5
COLORADO	01/23/10	*	37	5-15	.333	0-5	.000	8-9	.889	0	3	3	3.8	2	3	4	0	0	18	17.5
Totals		19	612	109-235	.464	23-65	.354	92-121	.760	17	56	73	3.8	31	42	45	2	12	333	17.5

Games played: 19
Minutes/game: 32.2
Points/game: 17.5
FG Pct: 46.4
3FG Pct: 35.4
FT Pct: 76.0

Rebounds/game: 3.8
Assists/game: 2.2
Turnovers/game: 2.4
Assist/turnover ratio: 0.9
Steals/game: 0.6
Blocks/game: 0.1

Career Statistics

			Total		3-Point		F-Throws		Rebounds									Scoring	
Season	gp-gs	min/avg	fg-fga	pct	fg-fga	pct	ft-fta	pct	off	def	tot	avg	pf	fo	ast	to	blk	stl	pts	avg
2006-07	34-0	606/17.8	67-137	.489	14-42	.333	28-42	.667	13	51	64	1.9	45	1	60	41	2	24	176	5.2
2007-08	36-36	1094/30.4	120-287	.418	25-89	.281	76-113	.673	25	118	143	4.0	50	1	123	82	1	18	341	9.5
2008-09	34-33	1030/30.3	132-340	.388	30-85	.353	107-144	.743	12	110	122	3.6	46	0	108	56	2	23	401	11.8
2009-10	19-19	612/32.2	109-235	.464	23-65	.354	92-121	.760	17	56	73	3.8	31	1	42	45	2	12	333	17.5
TOTAL	123-88	3342/27.2	428-999	.428	92-281	.327	303-420	.721	67	335	402	3.3	172	3	333	224	7	77	1251	10.2

Ray Turner

2009-10 SEASON HIGHS		CAREER HIGHS	
PTS	3 vs. North Dakota (1/5)	**PTS**	3 vs. North Dakota (1/5/10)
RBS	5 vs. Washington (12/22)	**RBS**	5 vs. Washington (12/22/09)
AST	0	**AST**	0
STL	1 vs. North Dakota (1/5)	**STL**	1 vs. North Dakota (1/5/10)
BLK	1 vs. three opponents	**BLK**	1 vs. three opponents
3PM	0	**3PM**	0
MIN	8 vs. Washington (12/22); UND (1/5)	**MIN**	8 vs. Washington (12/22/09); UND (1/5/10)

2009-10 Highlights

■Began practicing in early December after NCAA settled eligibility issues.
■Has played in six of the last seven games...did not play against Nebraska.
■Both of his field goals this season have been dunks.
■Made debut at Washington and responded with 5 rebounds in just 8 minutes.
■Had 2 points vs. Northwestern State, scoring his first career points on a dunk.
■Scored 1 points with 1 rebound vs. top-ranked Texas.
■Scored 3 points vs. North Dakota.

Personal Notes

■Brings tremendous athleticism to A&M's frontcourt ■rated among top six players in the state as a senior at Jones High School in Houston ■played in THSCA All-Star Game ■posted high games of 35 points, 25 rebounds and 12 blocks ■recruiting anaylst Bob Gibbons called him the "steal of the recruiting class" ■also recruited by Memphis, Oklahoma State, Missouri, Marquette, New Mexico, Nebraska and Baylor.

2009-10 Game-by-Game Statistics

				Total		3-Pointers		Free throws		Rebounds											
Opponent	Date	gs	min	fg-fga	pct	3fg-fga	pct	ft-fta	pct	off	def	tot	avg	pf	a	t/o	blk	stl	pts	avg
at Washington	12/22/09		8	0-1	.000	0-0	.000	0-0	.000	1	4	5	5.0	1	0	0	0	1	0	0.0
NORTHWESTERN STATE	01/02/10		7	1-5	.200	0-0	.000	0-0	.000	0	1	1	3.0	1	0	0	1	0	2	1.0
NORTH DAKOTA	01/05/10		8	1-1	1.000	0-0	.000	1-2	.500	0	2	2	2.7	4	0	0	1	1	3	1.7
at Kansas State	01/12/10		5	0-1	.000	0-0	.000	0-0	.000	0	0	0	2.0	3	0	0	0	0	0	1.3
at Texas	01/16/10		9	0-0	.000	0-0	.000	1-2	.500	1	0	1	1.8	1	0	2	0	0	1	1.2
OKLAHOMA	01/19/10		1	0-0	.000	0-0	.000	0-0	.000	0	0	0	1.5	0	0	0	1	0	0	1.0
Totals		0	38	2-8	.250	0-0	.000	2-4	.500	2	7	9	1.5	10	0	2	3	2	6	1.0

Games played: 6
Minutes/game: 6.3
Points/game: 1.0
FG Pct: 25.0
FT Pct: 50.0

Rebounds/game: 1.5
Turnovers/game: 0.3
Steals/game: 0.3
Blocks/game: 0.5

Career Statistics

			Total		3-Point		F-Throws		Rebounds									Scoring	
Season	gp-gs	min/avg	fg-fga	pct	fg-fga	pct	ft-fta	pct	off	def	tot	avg	pf	fo	ast	to	blk	stl	pts	avg
2009-10	6-0	38/6.3	2-8	.250	0-0	.000	2-4	.500	2	7	9	1.5	10	0	0	2	3	2	6	1.0
TOTAL	6-0	38/6.3	2-8	.250	0-0	.000	2-4	.500	2	7	9	1.5	10	0	0	2	3	2	6	1.0

Nathan Walkup

2009-10 SEASON HIGHS		CAREER HIGHS	
PTS	16 vs. Colorado (1/23)	**PTS**	16 vs. Colorado (1/23/10)
RBS	8 vs. Texas (1/16); Colorado (1/23)	**RBS**	12 vs. UNC Wilmington (11/25/08)
AST	3 vs. Nebraska (1/9)	**AST**	3 vs. Nebraska (1/9/10)
STL	2 vs. three opponents	**STL**	2 vs. four opponents
BLK	0	**BLK**	1 vs. six opponents
3PM	4 vs. The Citadel (12/19)	**3PM**	4 vs. The Citadel (12/19/09)
MIN	34 vs. Texas (1/16)	**MIN**	34 vs. Texas (1/16/10)

2009-10 Highlights

■Has started in 15 of the last 17 games, including the last four.
■Scored a career-high 16 points with a season-best 8 rebounds vs. Colorado.
■Scored 13 points with a season-best 8 rebounds vs. No. 1 Texas in Austin.
■Has averaged 8.4 points and 4.4 rebounds in the last nine games.
■Broke Nebraska game open by taking a charge then making a three pointer to hand Aggies a 9-point lead with 4:41 left.
■Tied his career high with 12 points against The Citadel (career-best 4-of-6 3-pointers).
■Scored 11 points with 6 rebounds and made a pair of 3-pointers in win vs. Minnesota.
■Scored 9 points against West Virginia.
■Has made 17-of-58 (.293) 3-pointers this season, but is 2-of-18 in Big 12 play.
■Scored 5 points with 4 rebounds in win at SMU and made key three-pointer in second half to break the game open.
■A&M is 24-6 when Walkup scores at least 5 points in his career.
■A&M is 6-1 when Walkup scores in double figures in his career, including a 4-1 mark this season. The only loss was to top-ranked Texas.

Personal Notes

■From a large family of Aggies, Nate eventually wants to go into the family business (metal fabrication) in Houston ■HS Coach, Billy Carlisle, died of cardiac arrest the night when Nate played perhaps the best game of his prep career ■Recruited by Mark Turgeon at Wichita State. ■Father was backup to former University of Houston great Rob Williams at Houston's Milby HS in late 1970s.

2009-10 Game-by-Game Statistics

					Total		3-Pointers		Free throws		Rebounds											
Opponent	Date	gs		min	fg-fga	pct	3fg-fga	pct	ft-fta	pct	off	def	tot	avg	pf	a	t/o	blk	stl	pts	avg
ANGELO STATE	11/13/09			14	1-3	.333	0-0	.000	0-0	.000	2	3	5	5.0	4	0	0	0	0	2	2.0
at SMU	11/16/09			19	1-1	1.000	1-1	1.000	2-2	1.000	1	3	4	4.5	3	1	0	0	1	5	3.5
SAMFORD	11/20/09	*		25	2-5	.400	2-5	.400	0-0	.000	0	3	3	4.0	0	1	0	0	0	6	4.3
vs Clemson	11/26/09	*		15	1-3	.333	1-2	.500	0-0	.000	0	1	1	3.3	4	1	0	0	0	3	4.0
vs West Virginia	11/27/09	*		21	4-6	.667	0-1	.000	1-2	.500	1	0	1	2.8	1	0	1	0	0	9	5.0
vs Minnesota	11/29/09	*		25	4-8	.500	2-5	.400	1-4	.250	4	2	6	3.3	3	1	2	0	0	11	6.0
PRAIRIE VIEW A&M	12/02/09	*		16	2-5	.400	0-3	.000	1-1	1.000	2	3	5	3.6	1	1	0	0	2	5	5.9
AKRON	12/04/09	*		26	3-4	.750	0-1	.000	0-0	.000	1	3	4	3.6	4	1	0	2	0	6	5.9
NORTH TEXAS	12/07/09	*		15	1-5	.200	1-3	.333	0-0	.000	1	1	2	3.4	4	0	2	0	1	3	5.6
vs New Mexico	12/12/09	*		18	3-7	.429	1-4	.250	0-2	.000	0	4	4	3.5	2	2	0	0	1	7	5.7
THE CITADEL	12/19/09	*		18	4-6	.667	4-6	.667	0-2	.000	0	4	4	3.5	2	1	0	0	0	12	6.3
at Washington	12/22/09	*		18	3-7	.429	0-1	.000	0-1	.000	2	0	2	3.4	1	0	0	0	1	6	6.3
NORTHWESTERN STATE	01/02/10			18	2-6	.333	2-5	.400	4-4	1.000	0	5	5	3.5	0	2	0	0	2	10	6.5
NORTH DAKOTA	01/05/10	*		14	2-5	.400	1-3	.333	0-2	.000	0	1	1	3.4	0	1	0	0	0	5	6.4
NEBRASKA	01/09/10	*		23	2-5	.400	1-4	.250	0-0	.000	0	6	6	3.5	4	3	2	0	0	5	6.3
at Kansas State	01/12/10			20	2-6	.333	0-4	.000	0-1	.000	2	2	4	3.6	3	0	1	0	2	4	6.2
at Texas	01/16/10	*		34	4-8	.500	1-4	.250	4-5	.800	2	6	8	3.8	3	1	0	0	1	13	6.6
OKLAHOMA	01/19/10	*		24	1-4	.250	0-1	.000	2-2	1.000	0	2	2	3.7	4	0	1	0	0	4	6.4
COLORADO	01/23/10	*		24	6-13	.462	0-5	.000	4-6	.667	2	6	8	3.9	1	0	1	0	0	16	6.9
Totals		15		387	48-107	.449	17-58	.293	19-34	.559	20	55	75	3.9	44	16	10	2	11	132	6.9

Games played: 19
Minutes/game: 20.4
Points/game: 6.9
FG Pct: 44.9
3FG Pct: 29.3
FT Pct: 55.9

Rebounds/game: 3.9
Assists/game: 0.8
Turnovers/game: 0.5
Assist/turnover ratio: 1.6
Steals/game: 0.6
Blocks/game: 0.1

Career Statistics

			Total		3-Point		F-Throws		Rebounds									Scoring	
Season	gp-gs	min/avg	fg-fga	pct	fg-fga	pct	ft-fta	pct	off	def	tot	avg	pf	fo	ast	to	blk	stl	pts	avg
2007-08	27-0	148/5.5	19-37	.514	12-27	.444	4-7	.571	10	15	25	0.9	15	0	5	11	0	2	54	2.0
2008-09	34-2	428/12.6	40-98	.408	14-48	.292	24-32	.750	22	62	84	2.5	54	0	23	22	6	8	118	3.5
2009-10	19-15	387/20.4	48-107	.449	17-58	.293	19-34	.559	20	55	75	3.9	44	0	16	10	2	11	132	6.9
TOTAL	80-17	963/12.0	107-242	.442	43-133	.323	47-73	.644	52	132	184	2.3	113	0	44	43	8	21	304	3.8

Coach Mark Turgeon

Career Highlights

■A former player and assistant coach at Kansas, 44-year-old Mark Turgeon is entering his third season at Texas A&M. He cut his coaching teeth at Kansas under legends Larry Brown and Roy Williams.

■**Turgeon's 49 wins at A&M in his first two seasons in the Big 12 are a record by a league coach**. The previous mark was 47 wins by Kansas' Bill Self (2003-05) and Iowa State's Larry Eustachy (1998-00). Others near the top of the list are Texas Tech's Bob Knight (45), Texas' Rick Barnes (43) and A&M's Billy Gillispie (43).

■**Turgeon's two-year win total ties for the second-best debut in the entire history of any Big 12 school**. Eddie Sutton won 52 games his first two years at Oklahoma State (1990-92), while Tom Penders won 49 in his first two seasons at Texas (1988-90).

■**Turgeon is 37-5 in regular-season non-conference games at A&M**, **including a 29-0 record at home**. The losses have been on the road at Arizona (2007) and Washington (2009), and at neutral sites to Tulsa (2008), West Virginia (2009) and New Mexico (2009).

■**He is only the second coach to lead A&M to consecutive NCAA Tournaments**. Turgeon led the Aggies to a 25-11 record in his first season and a 24-10 mark last year. Turgeon's 25 wins in 2007-08 were the most by a Big 12 coach in his debut and tied for the most by a first-year coach in the history of any Big 12 school. Tom Penders went 25-9 in his first year at Texas in 1988-89 prior to the Big 12.

■**Turgeon was inducted into the Topeka Shawnee County Sports Hall of Fame in June**. Turgeon helped lead Hayden High School to back-to-back state titles in 1982 and 1983, including a perfect season his senior year. He was an all-city pick and also received all-state recognition.

■Turgeon went on to play at Kansas, becoming **the first Jayhawk to play in four consecutive NCAA Tournaments** (1984-87), including a Final Four appearance in 1986. He played in 12 NCAA Tournament games, helping the Jayhawks to an 8-4 record. Turgeon served as head coach at Wichita State for seven seasons before moving on to A&M in 2007.

■**Turgeon has led his teams to at least 20 wins in five of the last six season**s (His WSU team won 17 games in 2006-07). His teams have advanced to postseason play six times in the last seven years.

Turgeon's Record

Years	School	W-L (Pct.)
1998-00	Jacksonville State (2 years)	25-29 (.463)
2000-07	Wichita State (7 years)	128-90 (.587)
2007-	Texas A&M (3 years)	63-26 (.708)
Career	**(12 years)**	**216-145 (.598)**

■Turgeon's record in the last seven years is 149-70 (.680).

■**Turgeon has led his teams to three NCAA Tournaments in the last four years, winning at least one NCAA game each year**.

■In 2006, he led Wichita State to the Sweet Sixteen, where it was eliminated by eventual Final Four participant George Mason (63-55). The Shockers beat Seton Hall (86-66) and Tennessee (80-73) in the first two rounds. In 2008, Turgeon's first A&M team went 1-1, beating BYU (67-62) in the opener and falling to eventual Final Four participant UCLA (51-49). Last year, the Aggies again downed BYU (79-66) before falling to Final Four-bound Connecticut (92-66).

■As an assistant coach at Kansas under Larry Brown, Turgeon helped the Jayhawks to the 1988 NCAA Championship. As an assistant at KU under Roy Williams (1988-92), he participated in three NCAA Tournaments in four years, including the 1991 national championship game.

■As a player, assistant coach and head coach, Turgeon has compiled a 25-11 NCAA Tournament record (8-4 as a player, 13-4 as an assistant, 4-3 as a head coach). **Turgeon is the only active Big 12 head coach to play and coach in an NCAA Final Four**.

■Turgeon also participated in the 1995 NCAA Tournament as an assistant coach at Oregon under Jerry Green. It was the Ducks' first NCAA appearance in 34 years.

■In 12 NCAA Tournament appearances as a player, assistant coach and head coach, Turgeon has lost a first-round NCAA game just once (Oregon in 1995 under Coach Jerry Green).

Statistical Trends Under Turgeon

A&M Career Record When...

	Total	Home	Away
Leading at Halftime	51-8	38-2	13-6
Trailing at Halftime	10-17	4-4	6-13
Tied at Halftime	2-1	1-0	1-1
Lead w/5:00 Left	55-4	40-1	15-3
Trail w/5:00 Left	6-21	3-6	3-15
Bench Outscores Opp.	41-11	31-2	10-9
Bench Outscored	22-15	10-4	12-11
10+ Bench Points	60-21	42-4	18-17
Same Bench Points	0-0	0-0	0-0
Shooting 50%+ FG	27-0	20-0	7-0
Shooting Under 50%	36-26	23-6	13-20
Shooting 45%+ FG	44-5	32-0	12-5
Shooting Under 45%	19-21	11-6	8-15
Shooting 40%+FG	55-13	35-3	20-10
Shooting Under 40% FG	8-13	8-3	0-10
Opp. Shoots 50%+ FG	5-10	3-2	2-8
Opp. Under 50% FG	58-16	40-4	18-12
Opp. Shoots 45%+ FG	12-17	7-3	5-14
Opp. Under 45% FG	51-9	36-3	15-6
Opp. Shooting 40%+ FG	28-22	17-4	11-18
Opp. Under 40% FG	35-4	26-2	9-2
Att. 20+ 3-Pt. FG	21-5	16-2	5-3
Att. Under 20 3-Pt. FG	42-21	27-4	15-17
More FTA than Opp.	61-14	42-5	19-9
Fewer FTA than Opp.	2-11	1-1	1-10
Outrebounding/Same Opp	55-10	36-2	19-8
Outrebounded by Opp.	7-14	7-4	0-10
10+ Offensive Rebounds	43-22	31-5	12-17
10+ Second Chance Pts.	47-17	35-4	12-13
13+ Assists	47-5	37-1	10-4
More/Same TO than Opp.	29-20	15-4	14-16
Fewer TO than Opp.	32-6	28-2	4-4
13 or Fewer Turnovers	43-11	36-2	7-9
Opp. 12+ Turnovers	36-11	28-3	5-6
More Pt. off TO than Opp.	40-6	31-1	9-5
20+ Points in Paint	61-19	42-4	19-15
8+ Fast Break Points	26-1	26-0	0-1
Scoring 80+ Points	20-3	18-1	2-2
Scoring 70-79 Points	22-2	12-0	10-2
Scoring 60-69 Points	18-10	12-2	6-8
Scoring 50-59 Points	4-9	2-3	2-6
Scoring 49 or Less	0-2	0-0	0-2
Opp. Scores 80 or More	1-4	1-0	0-4
Opp. Scores Under 70	55-9	38-5	17-4
Overtime Games	1-1	0-1	1-0
vs. Ranked Teams	6-13	3-3	3-10
vs. RPI Top 100	26-25	14-4	12-21
Day Games	23-12	13-3	10-9
Night Games	40-14	30-3	10-11
Sunday Games	4-1	3-0	1-1
Monday Games	6-2	4-0	2-2
Tuesday Games	7-2	5-0	2-2
Wednesday Games	13-4	9-1	4-3
Thursday Games	4-0	0-0	4-0
Friday Games	7-2	5-0	2-2
Saturday Games	22-15	16-5	6-6
TV Games	46-25	30-5	16-20

Games Decided by:

0-5 Points or OT	11-8	5-3	6-5
6-10 Points	13-7	8-2	5-5
11-15 Points	15-4	8-0	7-4
16-19 Points	8-1	7-1	1-0
20+ Points	16-6	15-0	1-6

2010 Recruiting Class

The four players who signed with Texas A&M Nov. 11 hand the Aggies and Head Coach Mark Turgeon one the of the nation's best recruiting classes, according to ESPN analyst Bob Gibbons. Toby Oyedeji (pronounced OH-yuh-DEDG-ee) of Houston; Daniel Alexander of Drippings Springs, Texas; Keith Davis of DeSoto, Texas; and Kourtney Roberson of Arcadia, La., will enter A&M as freshman next fall. All four players are big men measuring at least 6-foot-8. "The four players that the Aggies signed have positioned them to have a surefire top-20 recruiting class," Gibbons said. "When all the dust settles, it could be ranked even higher. ***No school in America has assembled a class with this much size, length, versatility, and athleticism***. Mark Turgeon and his staff are known for doing things the right way and continue to bring top talent to Texas A&M."

Name	Pos.	Ht.	Wt.	Class	Hometown (HS/Prep)
Daniel Alexander	F	6-8	210	FR	Dripping Springs, Texas (High)
Keith Davis	C	6-9	220	FR	DeSoto, Texas (High)
Tobi Oyedeji	F	6-8	215	FR	Houston (Bellaire HS)
Kourtney Roberson	F	6-9	230	FR	Arcadia, La. (High/Christian Life)

Tobi Oyedeji

A 6-foot-8 forward from Bellaire High School in Houston, Oyedeji is the No. 68-ranked prospect in the country by Scout.com. He is the top-ranked senior in Houston after averaging 15 points and 12 rebounds as a junior. Oyedeji also was recruited by Oklahoma, Baylor, LSU, Georgia Tech, and Arizona State.

Tobi Oyedeji: "I feel comfortable at A&M. Coach Turgeon knows how to develop big men. He did a great job of developing Chinemelu Elonu last season. The basketball program has become one of the best in the country and has become a program that wins every year. A&M's facilities are big time. It has everything that you need to be successful. I'm really close with Coach Turgeon and I know the future is bright at A&M. Some of the guys talk about being the first A&M squad to get to the Final Four. That's exciting and I want to be a part of it."

Mark Turgeon: "We have been recruiting Tobi since we first arrived at Texas A&M. He's a great student, great person and great player. His family did a great job of instilling a solid value system in him and it shows in how he carries himself. On the court, Tobi is a hard-working power forward. He controls the game on the defensive end of the floor by blocking shots and rebounding inside and outside of his area. He excels at transitioning from defense to offense and uses his athleticism and length to finish on the break. Offensively, Tobi can score in the paint or from the elbow. His teammates enjoy playing with him because he's not afraid to pass the ball out of the post. Tobi is a product of a great high school program and has been taught how to play the right way."

Daniel Alexander

A 6-foot-8 forward, Alexander is the No. 89-ranked prospect in country by Rivals.com. He earned district MVP honors after averaging 19.6 points and 12 rebounds as a junior at Dripping Springs High School. Last summer, Alexander was invited to the prestigious Lebron James Skills Academy and the Vince Carter Skills Academy. He is featured on the cover ESPN Rise, a national magazine devoted to high school sports. Alexander also was recruited by Arizona, Baylor, Marquette, and Southern California.

Daniel Alexander: "The coaching staff recruited me really hard and it's obvious they worked the hardest in the recruiting game. The distance from home is close enough to where my family can come and see me and far enough where my mother can't come and check my room. I love their playing style. It's more of a motion and more of a fluent game. All the players are genuine guys and they're not worried about themselves. It's like a family and it's an 'all for one, one for all' attitude with them. Coach Turgeon is a straight shooter who tells it like it is and focuses on making you a better basketball player."

Mark Turgeon: "We are thrilled to add Daniel to our basketball program. He's a high-character kid who has a great personality. Daniel's successes on the court mirror his successes in the classroom and he comes from a close-knit family. Daniel is best known for his ability to shoot the basketball. He has great range on his shot and will really be able to help us stretch defenses. He has uncommon ball skills and playmaking ability for a guy his size. Daniel is a well-rounded player who has the talent and ability to impact every aspect of the game by scoring, defending and rebounding. He will help us continue to play our fast-paced offensive attack."

Keith Davis

A 6-foot-9 center, Davis is rated as a 4-star prospect by Scout.com. Last spring, he led DeSoto High School to the Class 5A state championship. He joins a long line of recent athletes from DeSoto who have come to A&M, including Cyrus Gray (football), Tony-Jerod Eddie (football), Garrick Williams (football) and Sydney Carter (women's basketball). Davis also was recruited by Texas, Florida, Oklahoma State and Arkansas.

Keith Davis: "I'm very excited to be an Aggie. When I go there I can be taught the game of basketball from good coaches and be in a good environment. A&M is the perfect spot because I can do my own thing. Coach Turgeon and I would talk and the trust was there and I felt it. When you watch their home games you see the crowd and how everybody is wild. I like how the team gets after the other team on defense and the way they run. It's great to see a team that actually wants to play defense and wants to run up and down the floor. It came down to which staff I was more comfortable with, the depth chart and being close to home and my mother. We all agreed that on these points, A&M was the best fit. Coach Turgeon won't settle for us to be just basketball players. He wants to help us develop as people and get our degrees. They run a lot and give their posts a lot of freedom to run the floor, block shots, and rebound."

Mark Turgeon: "Keith is a very important player for us because he gives us a legitimate Big 12-caliber center. He's a great kid with a lot of ambition. Keith is an elite athlete and uses his athleticism to be a great presence on the defensive end of the floor. He can run the floor and will put a lot of pressure on opposing teams' transition defense. His offensive game is still evolving and we are looking forward to helping him develop into a dominant and complete player. Keith will continue the trend of student-athletes from DeSoto High School being successful at Texas A&M."

Kourtney Roberson

Roberson, a 6-foot-9 forward from Christian Life Academy in Houston, is the half-brother of Bernard King, A&M's all-time leading scorer who played from 1999-03. He was rated No. 87 nationally by ESPN.com as a senior at Arcadia High School, where he was a two-time all-state pick, He averaged 21 points and 15.8 rebounds as a senior, leading the team to a runner-up finish at the state tournament. He was regarded by some publications as the top prospect in Louisiana in 2009. Roberson also was recruited by LSU, Southern California, West Virginia, Texas and Louisiana Tech.

Kourtney Roberson: "A&M is a great school academically and I really like the closeness of the coaches and players. I felt comfortable there and my brother said it was a great place to go to school. I like how A&M treated me and it's a good school. It's a good fit for me. The players and coaches are what made A&M stand out. They are good guys and I feel like they will treat me right. You can talk to the coaches about anything. I have good ball handling skills and I'm a good rebounder. They told me what I need to work on and that I should be able to come in and help them right away."

Mark Turgeon: "We are very excited about the opportunity to coach Kourtney. For his size, he is a player who has a lot of skill and instincts for the game. His best basketball is in front of him. Kourtney is a great example of the type of player we are bringing in to our program. At 6-9, he has the ability to do a lot of different things for us on the court. He has a chance to be a great defender and great all around offensive player for us."

Radio/TV Speed Chart



Bryan Davis
0 6-9 ♦ 250
Senior-3L
Dallas, Texas



Derrek Lewis
2 6-5 ♦ 195
Junior-2L
Tulsa, Okla.



Derrick Roland
3 6-4 ♦ 190
Senior-3L
Dallas, Texas



Dash Harris
5 6-1 ♦ 175
Sophomore-1L
Los Angeles, Calif.



David Loubeau
10 6-8 ♦ 230
Sophomore-1L
Miami, Fla.



B.J. Holmes
11 5-11 ♦ 175
Junior-2L
Houston, Texas



James Blasczyk
12 7-0 ♦ 230
Freshman-Rs
Houston, Texas



Andrew Darko
14 6-1 ♦ 175
Junior-2L
Conroe, Texas



Donald Sloan
15 6-3 ♦ 205
Senior-3L
Dallas, Texas



Ray Turner
21 6-8 ♦ 220
Freshman-HS
Houston, Texas



Khris Middleton
22 6-7 ♦ 215
Freshman-HS
N. Charleston, S.C.



Naji Hibbert
23 6-6♦ 200
Freshman-HS
Baltimore, Md.



Shawn Schepel
24 6-3 ♦ 205
Senior-2L
Dallas, Texas



Jeremy Adams
25 6-5 ♦ 195
Freshman-HS
Madison, Miss.



Chris Chapman
31 5-11 ♦ 175
Senior-3L
Houston, Texas



Marshall Carrell
33 6-9 ♦ 230
Junior-2L
Paris, Texas



Mark Turgeon
Head Coach
(3rd season)



Nathan Walkup
45 6-7 ♦ 210
Junior-2L
Houston, Texas

The Last Time...

TEXAS A&M...

Scored 100 Points	110 (110-116) vs. Baylor, 1/23/08
Shot 60 Percent From the Field	62.0% vs. Missouri, 3/7/09
Shot Under 30 Percent From the Field	25.5% at Oklahoma, 3/1/08
Had 40 Free Throw Attempts	45 vs. Northwestern State, 1/2/10
Made 30 Free Throws	31 vs. Northwestern State, 1/1/10
Had 50 Rebounds	64 vs. Baylor, 1/23/08
Had 30 Assists	30 vs. Grambling State, 12/28/06
Had 15 Steals	20 vs. Grambling State, 12/28/06
Had 10 Blocked Shots	10 vs. Texas, 12/8/07
Had Five Players Score in Double Figures	5 vs. Missouri, 3/7/09
Had Two Players Score 20 Points	Donald Sloan (24) and Derrick Roland (21) vs. SMU, 11/16/09
Had 30 Fouls	31 vs. Baylor, 1/23/08
Had 30 Turnovers	30 vs. Texas, 2/3/99
Won on a Buzzer Beater	57-55 on a 3-pointer by Josh Carter at the buzzer vs. Nebraska, 2/24/09

A TEXAS A&M PLAYER...

Had a Triple Double	Bernard King (20 pts./10 reb./10 ast.) vs. Texas Tech, 1/9/02
Scored 40 Points	41, Don Marbury vs. Baylor, 1/5/85
Scored 30 Points	30, Bryan Davis vs. Baylor, 1/23/08
Made 5 Three-Pointers	5, B.J. Holmes vs. North Dakota, 1/5/09
Had 20 Rebounds	21, Vernon Smith and Rynn Wright vs. UNLV, 12/15/78
Had 15 Rebounds	16, Chinemelu Elonu vs. Baylor, 1/14/09
Had 10 Assists	15, Acie Law vs. Texas, 2/5/07
Had 5 Steals	6, Dash Harris vs. North Dakota, 1/5/10
Had 5 Blocks	5, Chinemelu Elonu vs. Kansas State, 2/7/09
Made 10 Field Goals	10, Donald Sloan vs. New Mexico, 12/12/09
Had 20 Field Goal Attempts	21, Donald Sloan vs. Texas, 1/16/09
Made 10 Free Throws	13, Donald Sloan vs. Nebraska, 1/9/10
Had 15 Free Throw Attempts	19, Bryan Davis vs. Baylor, 1/23/08

AN OPPOSING TEAM...

Scored 100 Points	116 (116-110) by Baylor, 1/23/08
Shot 60 Percent From the Field	61.7% by Colorado, 1/12/08
Shot Under 30 Percent From the Field	29.8% by Stephen F. Austin, 11/18/08
Had 40 Free Throw Attempts	47 by Baylor, 1/23/08
Made 30 Free Throws	39 by Baylor, 1/23/08
Had 50 Rebounds	50 by Texas, 1/16/10
Had 30 Assists	30 by Arkansas, 2/23/91
Had 15 Steals	17 by Kansas, 2/26/03
Had 10 Blocked Shots	10 by Texas, 1/16/10
Had 30 Fouls	34 by Texas Tech, 2/21/09
Had 30 Turnovers	30 by Grambling State, 12/28/06

AN OPPOSING PLAYER...

Had a Triple Double	Maurice Searight, Grambling (13 pts./11 reb./14 assists), 12/21/03
Scored 40 Points	43, Mike Singletary, Texas Tech, 3/11/09
Scored 30 Points	43, Mike Singletary, Texas Tech, 3/11/09
Made 5 Three-Pointers	5, Denis Clemente, Kansas State, 1/13/10
Had 20 Rebounds	20, Eric Chenowith, Kansas, 1/14/98
Had 15 Rebounds	15, Jon Brockman, Washington, 11/21/07
Had 10 Assists	14, Maurice Searight, Grambling, 12/21/03
Had 5 Steals	5, Taj McCullough, Winthrop, 1/2/07
Had 5 Blocks	6, Dexter Pittman, Texas, 1/16/10

Overtime Games

Overall Overtime Record	28-43
Home Overtime Record	10-14
Reed Arena Overtime Record	2-4
Road Overtime Record	18-29
Double Overtime Record	6-11
Triple Overtime Record	0-2
Five-Overtime Record	0-1
Postseason Overtime Record	1-2
Last OT Played (1 OT)	at Texas (L, 72-67, 2009-10)
Last Double OT (5 OT)	vs. Baylor (L, 116-110, 2007-08)
Last Triple OT (5 OT)	vs. Baylor (L, 116-110, 2007-08)

Free Throw Proficiency

Player	1+1	3-Pt.	Crunch
Adams	0-0	0-0	0-0
Blasczyk	0-0	0-1	0-0
Carrell	0-0	0-0	0-0
Chapman	0-0	0-0	0-0
Darko	0-0	0-0	0-0
Davis	4-9	7-10	1-6
Harris	2-4	1-3	2-4
Hibbert	1-1	1-3	0-0
Holmes	4-5	2-2	13-16
Lewis	0-0	0-0	0-0
Loubeau	2-3	1-1	0-0
Middleton	1-4	2-5	0-0
Roland	0-0	5-6	1-1
Schepel	0-0	0-0	0-0
Sloan	5-6	3-7	16-24
Turner	0-0	0-0	0-0
Walkup	1-1	3-6	0-4
A&M	**20-33 (.606)**	**26-44 (.591)**	**33-56 (.589)**
Opponent	**16-29 (.552)**	**29-39 (.744)**	**32-41 (.781)**

KEY: 1+1, first free throw of one-one-one; 3-Pt., free throw to complete 3-point play; Crunch, free throws in final two minutes of games within 10 points.

Texas A&M Miscellaneous Statistics (Season / Career)

Player	10+ Points	20+ Points	30+ Points	10+ Reb.	15+ Reb.	10+ Assists	Dunks	3-Pt. Plays	Double-Doubles	Individual Game Leaders: Points	Individual Game Leaders: Rebounds	Individual Game Leaders: Assists
Adams	0 / 0	0 / 0	0 / 0	0 / 0	0 / 0	0 / 0	0 / 0	0 / 0	0 / 0	0 / 0	0 / 0	0 / 0
Blasczyk	0 / 0	0 / 0	0 / 0	0 / 0	0 / 0	0 / 0	0 / 0	0 / 0	0 / 0	0 / 0	0 / 0	0 / 0
Carrell	0 / 0	0 / 0	0 / 0	0 / 0	0 / 0	0 / 0	0 / 0	0 / 0	0 / 0	0 / 0	0 / 0	0 / 0
Chapman	0 / 0	0 / 0	0 / 0	0 / 0	0 / 0	0 / 0	0 / 0	0 / 0	0 / 0	0 / 0	0 / 0	0 / 0
Darko	0 / 0	0 / 0	0 / 0	0 / 0	0 / 0	0 / 0	0 / 0	0 / 0	0 / 0	0 / 0	0 / 0	0 / 0
Davis	10/44	0 / 2	0 / 1	3 / 9	0 / 0	0 / 0	19/60	7 / 28	1 / 6	0 / 11	12/34	0 / 4
Harris	2 / 2	0 / 0	0 / 0	0 / 0	0 / 0	0 / 0	2 / 4	1 / 2	0 / 0	0 / 0	1 / 1	12/21
Hibbert	1 / 1	0 / 0	0 / 0	0 / 0	0 / 0	0 / 0	1 / 1	1 / 1	0 / 0	0 / 0	0 / 0	0 / 0
Holmes	8 /22	1 / 2	0 / 0	0 / 0	0 / 0	0 / 0	0 / 0	2 / 6	0 / 0	3 / 8	0 / 0	2 / 5
Lewis	0 / 0	0 / 0	0 / 0	0 / 0	0 / 0	0 / 0	0 / 0	0 / 0	0 / 0	0 / 0	0 / 0	0 / 0
Loubeau	4 / 8	1 / 1	0 / 0	0 / 0	0 / 0	0 / 0	9 /20	0 / 2	0 / 0	1 / 1	2 / 5	0 / 1
Middleton	4 / 4	0 / 0	0 / 0	0 / 0	0 / 0	0 / 0	1 / 1	2 / 2	0 / 0	2 / 2	3 / 3	1 / 1
Roland	7 /20	1 / 1	0 / 0	0 / 0	0 / 0	0 / 0	4 /20	5 / 12	0 / 0	1 / 3	1 / 4	1 / 9
Schepel	0 / 0	0 / 0	0 / 0	0 / 0	0 / 0	0 / 0	0 / 0	0 / 0	0 / 0	0 / 0	0 / 0	0 / 0
Sloan	16/61	6 / 9	0 / 0	0 / 0	0 / 0	0 / 0	3 /13	3 /13	0 / 0	13/30	1 / 3	7 /27
Turner	0 / 0	0 / 0	0 / 0	0 / 0	0 / 0	0 / 0	2 / 2	0 / 0	0 / 0	0 / 0	0 / 0	0 / 0
Walkup	5 / 7	0 / 0	0 / 0	0 / 2	0 / 0	0 / 0	6 / 9	2 / 3	0 / 0	0 / 0	1 / 3	1 / 3

Results/Leaders

RECORD	OVERALL	HOME	AWAY	NEUTRAL
ALL GAMES	14-5	11-0	1-3	2-2
CONFERENCE	3-2	3-0	0-2	0-0
NON-CONFERENCE	11-3	8-0	1-1	2-2

DATE	OPPONENT	RESULT	ATT.	HIGH POINTS	HIGH REBOUNDS	HIGH ASSISTS
Nov. 13	**ANGELO STATE**	**W, 88-69**	**7843**	**Loubeau (20)**	**Loubeau (9)**	**Sloan (4)**
Nov. 16	at SMU	W, 80-68	6729	Sloan (24)	Davis (6)	Sloan (4)
Nov. 20	**SAMFORD**	**W, 68-49**	**8329**	**Sloan (22)**	**Sloan (6)**	**Harris (7)**
Nov. 26	$vs. #19 Clemson	W, 69-60	2117	Holmes (20)	Loubeau (9)	Four players with 2
Nov. 27	$vs. #8 West Virginia	L, 73-66	2067	Sloan, Holmes (18)	Davis (10)	Harris, Sloan (2)
Nov. 29	$vs. #16 Minnesota	W, 66-65	2247	Roland (19)	Davis (7)	Harris (3)
Dec. 2	**PRAIRIE VIEW A&M**	**W, 84-59**	**9151**	**Middleton (17)**	**Middleton (7)**	**Harris (5)**
Dec. 4	**AKRON**	**W, 74-62**	**7668**	**Sloan (17)**	**Roland (8)**	**Harris (8)**
Dec. 7	**NORTH TEXAS**	**W, 75-65**	**6366**	**Sloan (21)**	**Davis (6)**	**Sloan (4)**
Dec. 12	%vs. New Mexico	L, 84-81	7757	Sloan (29)	Davis (7)	Middleton (3)
Dec. 19	**THE CITADEL**	**W, 71-50**	**7165**	**Sloan (17)**	**Davis (9)**	**Sloan (4)**
Dec. 22	&at #19 Washington	L, 73-64	10000	Holmes (17)	Davis (8)	Sloan (5)
Jan. 2	**NORTHWESTERN STATE**	**W, 89-63**	**7213**	**Sloan (18)**	**Davis (12)**	**Harris (5)**
Jan. 5	**NORTH DAKOTA**	**W, 82-41**	**7903**	**Sloan (19)**	**Davis (8)**	**Harris (4)**
Jan. 9	**NEBRASKA**	**W, 64-53**	**9628**	**Sloan (26)**	**Davis (11)**	**Harris, Walkup (3)**
Jan. 12	at #12 Kansas State	L, 88-65	12528	Middleton (16)	Middleton (7)	Harris (3)
Jan. 16	at #1 Texas	L, 72-67 (OT)	16734	Sloan (21)	Walkup, Harris (8)	Holmes (3)
Jan. 19	**OKLAHOMA**	**W, 65-62**	**11109**	**Sloan (16)**	**Davis, Middleton (7)**	**Harris (7)**
Jan. 23	**COLORADO**	**W, 67-63**	**10316**	**Sloan (18)**	**Davis (9)**	**Harris (7)**
Jan. 27	at Oklahoma State	6:30 p.m.				
Jan. 30	**TEXAS TECH**	**8 p.m.**				
Feb. 3	at Missouri	8 p.m.				
Feb. 6	**BAYLOR**	**3 p.m.**				
Feb. 13	at Texas Tech	4 p.m.				
Feb. 15	**KANSAS**	**8 p.m.**				
Feb. 20	at Iowa State	3 p.m.				
Feb. 24	at Baylor	8 p.m.				
Feb. 27	**TEXAS**	**1 p.m.**				
March 3	**OKLAHOMA STATE**	**8 p.m.**				
March 6	at Oklahoma	11 a.m.				
March 10-13	&Big 12 Championship	TBA				

$-76 Classic (Anaheim, Calif.); %-Toyota Center (Houston); &-Big 12 / Pac 10 Hardwood Series; &-Phillips 66 Big 12 Championship (Kansas City)

ATTENDANCE	GAMES	TOTALS	AVG/GAME
HOME	11	92,691	8,427
BIG 12 HOME	3	31,053	10,351
AWAY	4	45,991	11,498
NEUTRAL	4	14,188	3,547
OVERALL	19	152,870	8,046

Margin	1	2	3	4	5	6	7	8	9	10	11	12	13	14	15	17	18	19	21	23	25	26	33	34	36	40	41
Victory	1		1	1					1	1	1	2						2	1		1	1					1
Defeat			1		1		1		1											1							

Largest Home Win:	Largest Home Loss:	Largest Road/Neutral Win:	Largest Road/Neutral Loss:
41 (82-41) vs. North Dakota	--	12 (80-68) at SMU	23 (88-65) vs. Kansas State

Full Season Statistics (14-5)

Overall record: 14-5 Conf: 3-2 Home: 11-0 Away: 1-3 Neutral: 2-2

					Total		3-Point		F-Throw		Rebounds											
##	Player	gp-gs	min	avg	fg-fga	fg%	3fg-fga	3fg%	ft-fta	ft%	off	def	tot	avg	pf	dq	a	to	blk	stl	pts	avg
15	Sloan, Donald	19-19	612	32.2	109-235	.464	23-65	.354	92-121	.760	17	56	73	3.8	31	1	42	45	2	12	333	17.5
03	Roland, Derrick	12-12	301	25.1	46-94	.489	11-35	.314	23-29	.793	12	24	36	3.0	18	1	20	18	8	6	126	10.5
00	Davis, Bryan	19-19	452	23.8	61-119	.513	0-0	.000	62-112	.554	49	88	137	7.2	59	3	19	39	37	25	184	9.7
11	Holmes, B.J.	19-0	437	23.0	44-124	.355	31-89	.348	61-76	.803	7	39	46	2.4	35	0	29	36	1	13	180	9.5
10	Loubeau, David	19-2	384	20.2	57-106	.538	0-0	.000	24-42	.571	33	43	76	4.0	46	1	5	21	6	2	138	7.3
45	Walkup, Nathan	19-15	387	20.4	48-107	.449	17-58	.293	19-34	.559	20	55	75	3.9	44	0	16	10	2	11	132	6.9
22	Middleton, Khris	19-9	335	17.6	35-90	.389	12-52	.231	27-39	.692	25	47	72	3.8	44	0	18	13	4	15	109	5.7
05	Harris, Dash	19-19	497	26.2	27-70	.386	11-30	.367	28-60	.467	9	57	66	3.5	33	0	68	25	3	31	93	4.9
23	Hibbert, Naji	19-0	283	14.9	14-54	.259	6-23	.261	12-21	.571	12	30	42	2.2	24	0	12	8	3	6	46	2.4
02	Lewis, Derrek	13-0	47	3.6	7-14	.500	6-11	.545	4-5	.800	4	3	7	0.5	10	0	2	5	1	1	24	1.8
21	Turner, Ray	6-0	38	6.3	2-8	.250	0-0	.000	2-4	.500	2	7	9	1.5	10	0	0	2	3	2	6	1.0
14	Darko, Andrew	6-0	14	2.3	1-4	.250	1-4	.250	2-4	.500	0	1	1	0.2	6	0	3	1	0	0	5	0.8
31	Chapman, Chris	3-0	4	1.3	1-1	1.000	0-0	.000	0-0	.000	0	1	1	0.3	0	0	0	0	0	0	2	0.7
12	Blasczyk, James	9-0	17	1.9	2-4	.500	0-0	.000	1-3	.333	0	3	3	0.3	1	0	0	1	1	0	5	0.6
24	Schepel, Shawn	5-0	10	2.0	1-3	.333	0-0	.000	0-0	.000	2	3	5	1.0	0	0	0	1	0	0	2	0.4
33	Carrell, Marshall	4-0	7	1.8	0-1	.000	0-0	.000	0-0	.000	0	0	0	0.0	0	0	0	0	0	0	0	0.0
	Team										30	32	62									
	Total.....	19	3825		455-1034	.440	118-367	.322	357-550	.649	222	489	711	37.4	361	6	234	225	71	124	1385	72.9
	Opponents.....	19	3825		422-1061	.398	105-335	.313	270-390	.692	229	463	692	36.4	446	19	213	282	76	107	1219	64.2

Big 12 Only Statistics (3-2)

					Total		3-Point		F-Throw		Rebounds											
##	Player	gp-gs	min	avg	fg-fga	fg%	3fg-fga	3fg%	ft-fta	ft%	off	def	tot	avg	pf	dq	a	to	blk	stl	pts	avg
15	Sloan, Donald	5-5	184	36.8	29-74	.392	2-17	.118	29-37	.784	5	13	18	3.6	6	0	5	15	0	1	89	17.8
00	Davis, Bryan	5-5	135	27.0	24-37	.649	0-0	.000	12-28	.429	11	22	33	6.6	18	1	4	11	13	6	60	12.0
22	Middleton, Khris	5-5	109	21.8	13-26	.500	5-15	.333	13-18	.722	9	17	26	5.2	14	0	3	4	3	4	44	8.8
45	Walkup, Nathan	5-4	125	25.0	15-36	.417	2-18	.111	10-14	.714	6	22	28	5.6	15	0	4	5	0	3	42	8.4
11	Holmes, B.J.	5-0	138	27.6	9-38	.237	4-28	.143	14-17	.824	1	12	13	2.6	7	0	11	7	0	3	36	7.2
10	Loubeau, David	5-1	91	18.2	9-21	.429	0-0	.000	5-8	.625	8	10	18	3.6	14	0	0	6	3	1	23	4.6
05	Harris, Dash	5-5	156	31.2	8-24	.333	2-10	.200	3-9	.333	3	19	22	4.4	10	0	22	7	0	7	21	4.2
02	Lewis, Derrek	5-0	15	3.0	3-4	.750	2-3	.667	0-0	.000	2	2	4	0.8	3	0	1	1	0	0	8	1.6
12	Blasczyk, James	2-0	3	1.5	1-1	1.000	0-0	.000	0-1	.000	0	0	0	0.0	0	0	0	0	0	0	2	1.0
23	Hibbert, Naji	5-0	54	10.8	1-9	.111	0-3	.000	0-0	.000	4	5	9	1.8	8	0	0	1	0	0	2	0.4
21	Turner, Ray	3-0	15	5.0	0-1	.000	0-0	.000	1-2	.500	1	0	1	0.3	4	0	0	2	1	0	1	0.3
	Team										8	9	17									
	Total.....	5	1025		112-271	.413	17-94	.181	87-134	.649	58	131	189	37.8	99	1	50	59	20	25	328	65.6
	Opponents.....	5	1025		116-287	.404	29-87	.333	77-107	.720	59	127	186	37.2	115	5	53	56	20	32	338	67.6

Games Won Statistics

					Total		3-Point		F-Throw		Rebounds											
##	Player	gp-gs	min	avg	fg-fga	fg%	3fg-fga	3fg%	ft-fta	ft%	off	def	tot	avg	pf	dq	a	to	blk	stl	pts	avg
15	Sloan, Donald	14-14	437	31.2	76-157	.484	18-47	.383	71-94	.755	13	42	55	3.9	18	0	33	25	1	9	241	17.2
03	Roland, Derrick	9-9	247	27.4	42-80	.525	10-31	.323	20-25	.800	10	21	31	3.4	8	0	17	13	7	6	114	12.7
00	Davis, Bryan	14-14	334	23.9	43-79	.544	0-0	.000	48-80	.600	35	71	106	7.6	37	1	18	31	25	19	134	9.6
11	Holmes, B.J.	14-0	307	21.9	31-81	.383	22-62	.355	39-50	.780	1	28	29	2.1	24	0	22	27	1	9	123	8.8
10	Loubeau, David	14-1	281	20.1	47-80	.588	0-0	.000	17-29	.586	26	33	59	4.2	31	0	5	14	4	2	111	7.9
45	Walkup, Nathan	14-11	276	19.7	32-73	.438	15-44	.341	14-23	.609	13	43	56	4.0	34	0	13	8	2	6	93	6.6
22	Middleton, Khris	14-7	246	17.6	26-69	.377	9-39	.231	18-25	.720	17	37	54	3.9	28	0	12	11	1	10	79	5.6
05	Harris, Dash	14-14	362	25.9	19-49	.388	10-26	.385	21-44	.477	4	37	41	2.9	24	0	58	15	2	22	69	4.9
23	Hibbert, Naji	14-0	207	14.8	12-41	.293	5-17	.294	11-19	.579	10	24	34	2.4	13	0	10	6	3	5	40	2.9
02	Lewis, Derrek	9-0	39	4.3	6-12	.500	5-9	.556	4-5	.800	4	3	7	0.8	8	0	2	4	1	1	21	2.3
21	Turner, Ray	3-0	16	5.3	2-6	.333	0-0	.000	1-2	.500	0	3	3	1.0	5	0	0	0	3	1	5	1.7
14	Darko, Andrew	6-0	14	2.3	1-4	.250	1-4	.250	2-4	.500	0	1	1	0.2	6	0	3	1	0	0	5	0.8
31	Chapman, Chris	3-0	4	1.3	1-1	1.000	0-0	.000	0-0	.000	0	1	1	0.3	0	0	0	0	0	0	2	0.7
12	Blasczyk, James	7-0	13	1.9	1-3	.333	0-0	.000	1-2	.500	0	2	2	0.3	0	0	0	1	0	0	3	0.4
24	Schepel, Shawn	5-0	10	2.0	1-3	.333	0-0	.000	0-0	.000	2	3	5	1.0	0	0	0	1	0	0	2	0.4
33	Carrell, Marshall	4-0	7	1.8	0-1	.000	0-0	.000	0-0	.000	0	0	0	0.0	0	0	0	0	0	0	0	0.0
	Team										17	19	36									
	Total.....	14	2800		340-739	.460	95-279	.341	267-402	.664	152	368	520	37.1	236	1	193	157	50	90	1042	74.4
	Opponents.....	14	2800		296-770	.384	74-253	.292	163-239	.682	157	315	472	33.7	328	16	149	215	40	82	829	59.2

Games Lost Statistics

					Total		3-Point		F-Throw		Rebounds											
##	Player	gp-gs	min	avg	fg-fga	fg%	3fg-fga	3fg%	ft-fta	ft%	off	def	tot	avg	pf	dq	a	to	blk	stl	pts	avg
15	Sloan, Donald	5-5	175	35.0	33-78	.423	5-18	.278	21-27	.778	4	14	18	3.6	13	1	9	20	1	3	92	18.4
11	Holmes, B.J.	5-0	130	26.0	13-43	.302	9-27	.333	22-26	.846	6	11	17	3.4	11	0	7	9	0	4	57	11.4
00	Davis, Bryan	5-5	118	23.6	18-40	.450	0-0	.000	14-32	.438	14	17	31	6.2	22	2	1	8	12	6	50	10.0
45	Walkup, Nathan	5-4	111	22.2	16-34	.471	2-14	.143	5-11	.455	7	12	19	3.8	10	0	3	2	0	5	39	7.8
22	Middleton, Khris	5-2	89	17.8	9-21	.429	3-13	.231	9-14	.643	8	10	18	3.6	16	0	6	2	3	5	30	6.0
10	Loubeau, David	5-1	103	20.6	10-26	.385	0-0	.000	7-13	.538	7	10	17	3.4	15	1	0	7	2	0	27	5.4
05	Harris, Dash	5-5	135	27.0	8-21	.381	1-4	.250	7-16	.438	5	20	25	5.0	9	0	10	10	1	9	24	4.8
03	Roland, Derrick	3-3	54	18.0	4-14	.286	1-4	.250	3-4	.750	2	3	5	1.7	10	1	3	5	1	0	12	4.0
23	Hibbert, Naji	5-0	76	15.2	2-13	.154	1-6	.167	1-2	.500	2	6	8	1.6	11	0	2	2	0	1	6	1.2
12	Blasczyk, James	2-0	4	2.0	1-1	1.000	0-0	.000	0-1	.000	0	1	1	0.5	1	0	0	0	1	0	2	1.0
02	Lewis, Derrek	4-0	8	2.0	1-2	.500	1-2	.500	0-0	.000	0	0	0	0.0	2	0	0	1	0	0	3	0.8
21	Turner, Ray	3-0	22	7.3	0-2	.000	0-0	.000	1-2	.500	2	4	6	2.0	5	0	0	2	0	1	1	0.3
	Team										13	13	26									
	Total.....	5	1025		115-295	.390	23-88	.261	90-148	.608	70	121	191	38.2	125	5	41	68	21	34	343	68.6
	Opponents.....	5	1025		126-291	.433	31-82	.378	107-151	.709	72	148	220	44.0	118	3	64	67	36	25	390	78.0

Home Games Statistics (11-0, 3-0)

					Total		3-Point		F-Throw		Rebounds											
##	Player	gp-gs	min	avg	fg-fga	fg%	3fg-fga	3fg%	ft-fta	ft%	off	def	tot	avg	pf	dq	a	to	blk	stl	pts	avg
15	Sloan, Donald	11-11	340	30.9	62-122	.508	15-37	.405	60-73	.822	9	33	42	3.8	15	0	27	16	1	9	199	18.1
03	Roland, Derrick	6-6	169	28.2	27-49	.551	8-23	.348	8-11	.727	7	17	24	4.0	4	0	13	9	3	4	70	11.7
00	Davis, Bryan	11-11	262	23.8	34-59	.576	0-0	.000	40-64	.625	26	59	85	7.7	25	0	16	22	21	14	108	9.8
10	Loubeau, David	11-1	212	19.3	38-63	.603	0-0	.000	12-21	.571	18	23	41	3.7	25	0	3	11	4	2	88	8.0
11	Holmes, B.J.	11-0	240	21.8	21-57	.368	14-44	.318	26-34	.765	0	21	21	1.9	17	0	17	19	1	7	82	7.5
45	Walkup, Nathan	11-9	217	19.7	26-61	.426	11-36	.306	11-17	.647	8	37	45	4.1	24	0	10	6	2	5	74	6.7
22	Middleton, Khris	11-6	208	18.9	23-60	.383	8-35	.229	18-24	.750	15	34	49	4.5	24	0	12	10	1	6	72	6.5
05	Harris, Dash	11-11	287	26.1	18-44	.409	9-24	.375	13-29	.448	3	25	28	2.5	18	0	51	11	2	17	58	5.3
23	Hibbert, Naji	11-0	162	14.7	11-35	.314	5-16	.313	11-19	.579	10	17	27	2.5	10	0	8	4	2	4	38	3.5
02	Lewis, Derrek	9-0	39	4.3	6-12	.500	5-9	.556	4-5	.800	4	3	7	0.8	8	0	2	4	1	1	21	2.3
21	Turner, Ray	3-0	16	5.3	2-6	.333	0-0	.000	1-2	.500	0	3	3	1.0	5	0	0	0	3	1	5	1.7
14	Darko, Andrew	6-0	14	2.3	1-4	.250	1-4	.250	2-4	.500	0	1	1	0.2	6	0	3	1	0	0	5	0.8
31	Chapman, Chris	3-0	4	1.3	1-1	1.000	0-0	.000	0-0	.000	0	1	1	0.3	0	0	0	0	0	0	2	0.7
12	Blasczyk, James	7-0	13	1.9	1-3	.333	0-0	.000	1-2	.500	0	2	2	0.3	0	0	0	1	0	0	3	0.4
24	Schepel, Shawn	5-0	10	2.0	1-3	.333	0-0	.000	0-0	.000	2	3	5	1.0	0	0	0	1	0	0	2	0.4
33	Carrell, Marshall	4-0	7	1.8	0-1	.000	0-0	.000	0-0	.000	0	0	0	0.0	0	0	0	0	0	0	0	0.0
	Team										10	11	21									
	Total.....	11	2200		272-580	.469	76-228	.333	207-305	.679	112	290	402	36.5	181	0	162	115	41	70	827	75.2
	Opponents.....	11	2200		227-600	.378	63-212	.297	119-168	.708	119	245	364	33.1	249	10	120	168	33	61	636	57.8

Road Games Statistics (1-3, 0-2)

					Total		3-Point		F-Throw		Rebounds											
##	Player	gp-gs	min	avg	fg-fga	fg%	3fg-fga	3fg%	ft-fta	ft%	off	def	tot	avg	pf	dq	a	to	blk	stl	pts	avg
15	Sloan, Donald	4-4	145	36.2	24-64	.375	4-14	.286	17-23	.739	6	9	15	3.8	5	0	9	13	0	1	69	17.3
03	Roland, Derrick	2-2	46	23.0	7-14	.500	2-4	.500	9-10	.900	1	3	4	2.0	2	0	3	0	2	1	25	12.5
00	Davis, Bryan	4-4	88	22.0	16-34	.471	0-0	.000	11-22	.500	9	11	20	5.0	18	2	1	10	11	6	43	10.8
11	Holmes, B.J.	4-0	93	23.3	8-32	.250	8-25	.320	12-14	.857	4	13	17	4.3	9	0	8	8	0	1	36	9.0
45	Walkup, Nathan	4-2	91	22.8	10-22	.455	2-10	.200	6-9	.667	7	11	18	4.5	10	0	2	1	0	5	28	7.0
10	Loubeau, David	4-1	82	20.5	9-23	.391	0-0	.000	5-8	.625	9	8	17	4.3	13	1	1	6	2	0	23	5.8
22	Middleton, Khris	4-3	78	19.5	6-18	.333	2-10	.200	9-14	.643	6	10	16	4.0	11	0	3	2	3	5	23	5.8
05	Harris, Dash	4-4	115	28.8	6-19	.316	1-4	.250	6-15	.400	4	15	19	4.8	7	0	8	6	1	8	19	4.8
12	Blasczyk, James	2-0	4	2.0	1-1	1.000	0-0	.000	0-1	.000	0	1	1	0.5	1	0	0	0	1	0	2	1.0
02	Lewis, Derrek	3-0	6	2.0	1-2	.500	1-2	.500	0-0	.000	0	0	0	0.0	1	0	0	1	0	0	3	1.0
23	Hibbert, Naji	4-0	55	13.8	1-12	.083	1-5	.200	1-2	.500	2	3	5	1.3	6	0	1	1	1	0	4	1.0
21	Turner, Ray	3-0	22	7.3	0-2	.000	0-0	.000	1-2	.500	2	4	6	2.0	5	0	0	2	0	1	1	0.3
	Team										8	12	20									
	Total.....	4	825		89-243	.366	21-74	.284	77-120	.642	58	100	158	39.5	88	3	36	50	21	28	276	69.0
	Opponents.....	4	825		103-247	.417	18-59	.305	77-111	.694	61	121	182	45.5	97	4	40	51	31	20	301	75.2

Points-Rebounds-Assists

Opponent	Date	Score		00 DAVIS,BRYA	02 LEWIS,DERR	03 ROLAND,DER	05 HARRIS,DAS	10 LOUBEAU,DA	11 HOLMES,BJ	12 BLASCZYK,J
ANGELO STATE	11/13/09	88-69	W	17-6-1	0-0-0	12-2-3	9-2-3	20-9-1	3-1-2	DNP
at SMU	11/16/09	80-68	W	9-6-1	DNP	21-3-2	3-3-2	7-5-1	11-3-2	DNP
SAMFORD	11/20/09	68-49	W	3-5-2	0-0-0	14-5-2	11-1-7	5-4-1	3-1-0	0-0-0
vs Clemson	11/26/09	69-60	W	10-8-1	DNP	4-1-2	2-5-2	12-9-1	20-5-2	DNP
vs West Virginia	11/27/09	66-73	L	6-10-0	DNP	8-3-1	2-6-2	3-1-0	18-3-0	DNP
vs Minnesota	11/29/09	66-65	W	7-7-0	DNP	19-3-0	6-5-3	4-4-0	10-0-1	DNP
PRAIRIE VIEW A&M	12/02/09	84-59	W	5-5-2	4-0-0	10-3-4	7-2-5	7-1-1	5-3-1	2-0-0
AKRON	12/04/09	74-62	W	11-7-1	DNP	15-8-0	7-4-8	7-2-0	8-3-1	DNP
NORTH TEXAS	12/07/09	75-65	W	15-6-0	DNP	10-4-2	5-4-1	12-4-0	9-0-0	0-0-0
vs New Mexico	12/12/09	81-84	L	10-7-1	0-0-0	0-1-1	6-3-2	8-4-0	14-0-1	DNP
THE CITADEL	12/19/09	71-50	W	7-9-1	0-0-0	9-2-2	0-1-1	6-8-0	6-6-3	0-0-0
at Washington	12/22/09	64-73	L	4-8-0	0-0-0	4-1-1	1-5-1	6-2-0	17-5-1	0-1-0
NORTHWESTERN STATE	01/02/10	89-63	W	6-12-4	8-2-1	DNP	10-1-5	12-5-0	5-1-2	0-2-0
NORTH DAKOTA	01/05/10	82-41	W	14-8-1	4-1-0	DNP	3-2-4	6-0-0	15-2-2	1-0-0
NEBRASKA	01/09/10	64-53	W	11-11-2	0-0-0	DNP	0-4-3	3-4-0	8-1-2	0-0-0
at Kansas State	01/12/10	65-88	L	13-2-0	0-0-0	DNP	7-3-3	8-5-0	7-3-2	2-0-0
at Texas	01/16/10	67-72	L	17-4-0	3-0-0	DNP	8-8-2	2-5-0	1-6-3	DNP
OKLAHOMA	01/19/10	65-62	W	7-7-1	5-4-1	DNP	5-0-7	4-2-0	13-3-3	DNP
COLORADO	01/23/10	67-63	W	12-9-1	0-0-0	DNP	1-7-7	6-2-0	7-0-1	DNP

Opponent	Date	Score		14 DARKO,ANDR	15 SLOAN,DONA	21 TURNER,RAY	22 MIDDLETON,	23 HIBBERT,NA	24 SCHEPEL,SH	31 CHAPMAN,CH
ANGELO STATE	11/13/09	88-69	W	0-0-1	14-5-4	DNP	2-8-3	7-1-1	0-0-0	2-0-0
at SMU	11/16/09	80-68	W	DNP	24-3-4	DNP	0-3-0	0-0-0	DNP	DNP
SAMFORD	11/20/09	68-49	W	0-0-0	22-6-4	DNP	0-1-0	4-3-0	DNP	DNP
vs Clemson	11/26/09	69-60	W	DNP	9-5-2	DNP	7-2-0	2-3-1	DNP	DNP
vs West Virginia	11/27/09	66-73	L	DNP	18-3-2	DNP	0-0-0	2-3-1	DNP	DNP
vs Minnesota	11/29/09	66-65	W	DNP	9-5-0	DNP	0-0-0	0-4-1	DNP	DNP
PRAIRIE VIEW A&M	12/02/09	84-59	W	0-0-2	11-4-0	DNP	17-7-1	11-4-2	0-2-0	DNP
AKRON	12/04/09	74-62	W	DNP	17-3-2	DNP	3-1-0	0-4-1	DNP	DNP
NORTH TEXAS	12/07/09	75-65	W	DNP	21-3-4	DNP	0-3-1	0-3-2	DNP	DNP
vs New Mexico	12/12/09	81-84	L	DNP	29-3-2	DNP	7-5-3	0-0-0	DNP	DNP
THE CITADEL	12/19/09	71-50	W	1-0-0	17-4-4	DNP	11-3-1	2-0-1	0-1-0	DNP
at Washington	12/22/09	64-73	L	DNP	16-5-5	0-5-0	6-2-1	4-1-1	DNP	DNP
NORTHWESTERN STATE	01/02/10	89-63	W	1-1-0	18-3-2	2-1-0	8-5-2	7-4-0	2-1-0	0-0-0
NORTH DAKOTA	01/05/10	82-41	W	3-0-0	19-3-2	3-2-0	4-6-3	5-3-1	0-1-0	0-1-0
NEBRASKA	01/09/10	64-53	W	DNP	26-5-0	DNP	9-3-0	2-5-0	DNP	DNP
at Kansas State	01/12/10	65-88	L	DNP	8-3-0	0-0-0	16-7-1	0-1-0	DNP	DNP
at Texas	01/16/10	67-72	L	DNP	21-4-0	1-1-0	1-4-1	0-3-0	DNP	DNP
OKLAHOMA	01/19/10	65-62	W	DNP	16-3-2	0-0-0	11-7-0	0-0-0	DNP	DNP
COLORADO	01/23/10	67-63	W	DNP	18-3-3	DNP	7-5-1	0-0-0	DNP	DNP

Points-Rebounds-Assists

Opponent	Date	Score		33 CARRELL,MA	45 WALKUP,NAT
ANGELO STATE	11/13/09	88-69	W	0-0-0	2-5-0
at SMU	11/16/09	80-68	W	DNP	5-4-1
SAMFORD	11/20/09	68-49	W	DNP	6-3-1
vs Clemson	11/26/09	69-60	W	DNP	3-1-1
vs West Virginia	11/27/09	66-73	L	DNP	9-1-0
vs Minnesota	11/29/09	66-65	W	DNP	11-6-1
PRAIRIE VIEW A&M	12/02/09	84-59	W	0-0-0	5-5-1
AKRON	12/04/09	74-62	W	DNP	6-4-1
NORTH TEXAS	12/07/09	75-65	W	DNP	3-2-0
vs New Mexico	12/12/09	81-84	L	DNP	7-4-2
THE CITADEL	12/19/09	71-50	W	DNP	12-4-1
at Washington	12/22/09	64-73	L	DNP	6-2-0
NORTHWESTERN STATE	01/02/10	89-63	W	0-0-0	10-5-2
NORTH DAKOTA	01/05/10	82-41	W	0-0-0	5-1-1
NEBRASKA	01/09/10	64-53	W	DNP	5-6-3
at Kansas State	01/12/10	65-88	L	DNP	4-4-0
at Texas	01/16/10	67-72	L	DNP	13-8-1
OKLAHOMA	01/19/10	65-62	W	DNP	4-2-0
COLORADO	01/23/10	67-63	W	DNP	16-8-0

Non-Conference Statistics (11-3)

					Total		3-Point		F-Throw		Rebounds										
##	Player	gp-gs	min	avg	fg-fga	fg%	3fg-fga	3fg%	ft-fta	ft%	off	def	tot	avg	pf	dq	a	to	blk	stl	pts	avg
15	Sloan, Donald	14-14	428	30.6	80-161	.497	21-48	.438	63-84	.750	12	43	55	3.9	25	1	37	30	2	11	244	17.4
03	Roland, Derrick	12-12	301	25.1	46-94	.489	11-35	.314	23-29	.793	12	24	36	3.0	18	1	20	18	8	6	126	10.5
11	Holmes, B.J.	14-0	299	21.4	35-86	.407	27-61	.443	47-59	.797	6	27	33	2.4	28	0	18	29	1	10	144	10.3
00	Davis, Bryan	14-14	317	22.6	37-82	.451	0-0	.000	50-84	.595	38	66	104	7.4	41	2	15	28	24	19	124	8.9
10	Loubeau, David	14-1	293	20.9	48-85	.565	0-0	.000	19-34	.559	25	33	58	4.1	32	1	5	15	3	1	115	8.2
45	Walkup, Nathan	14-11	262	18.7	33-71	.465	15-40	.375	9-20	.450	14	33	47	3.4	29	0	12	5	2	8	90	6.4
05	Harris, Dash	14-14	341	24.4	19-46	.413	9-20	.450	25-51	.490	6	38	44	3.1	23	0	46	18	3	24	72	5.1
22	Middleton, Khris	14-4	226	16.1	22-64	.344	7-37	.189	14-21	.667	16	30	46	3.3	30	0	15	9	1	11	65	4.6
23	Hibbert, Naji	14-0	229	16.4	13-45	.289	6-20	.300	12-21	.571	8	25	33	2.4	16	0	12	7	3	6	44	3.1
02	Lewis, Derrek	8-0	32	4.0	4-10	.400	4-8	.500	4-5	.800	2	1	3	0.4	7	0	1	4	1	1	16	2.0
21	Turner, Ray	3-0	23	7.7	2-7	.286	0-0	.000	1-2	.500	1	7	8	2.7	6	0	0	0	2	2	5	1.7
14	Darko, Andrew	6-0	14	2.3	1-4	.250	1-4	.250	2-4	.500	0	1	1	0.2	6	0	3	1	0	0	5	0.8
31	Chapman, Chris	3-0	4	1.3	1-1	1.000	0-0	.000	0-0	.000	0	1	1	0.3	0	0	0	0	0	0	2	0.7
12	Blasczyk, James	7-0	14	2.0	1-3	.333	0-0	.000	1-2	.500	0	3	3	0.4	1	0	0	1	1	0	3	0.4
24	Schepel, Shawn	5-0	10	2.0	1-3	.333	0-0	.000	0-0	.000	2	3	5	1.0	0	0	0	1	0	0	2	0.4
33	Carrell, Marshall	4-0	7	1.8	0-1	.000	0-0	.000	0-0	.000	0	0	0	0.0	0	0	0	0	0	0	0	0.0
	Team										22	23	45									
	Total.....	14	2800		343-763	.450	101-273	.370	270-416	.649	164	358	522	37.3	262	5	184	166	51	99	1057	75.5
	Opponents.....	14	2800		306-774	.395	76-248	.306	193-283	.682	170	336	506	36.1	331	14	160	226	56	75	881	62.9

Game-By-Game Team Comparison

Opponent	1st	2nd	Score	Mar	Total FG	FG Pct	3-Pointers	3FG Pct	Free Throws	FT Pct	Rebounds		Assist	T/Over	Block	Steal	Fouls
ANGELO STATE	48/31	40/38	88-69	+19	33-65/22-58	.508/.379	4-16/5-19	.250/.263	18-30/20-25	.600/.800	41/39	+2	19/9	10/19	5/4	5/4	20/25
SMU	36/26	44/42	80-68	+12	24-56/27-54	.429/.500	8-22/5-14	.364/.357	24-30/9-16	.800/.563	32/30	+2	13/7	9/13	4/2	6/4	16/25
SAMFORD	36/35	32/14	68-49	+19	23-46/20-47	.500/.426	11-23/9-24	.478/.375	11-18/0-5	.611/.000	29/28	+1	17/15	5/12	4/2	7/3	9/11
Clemson	33/20	36/40	69-60	+9	22-49/20-59	.449/.339	5-15/3-18	.333/.167	20-35/17-28	.571/.607	45/37	+8	12/10	19/18	0/3	8/12	21/28
West Virginia	34/32	32/41	66-73	(7)	23-50/24-47	.460/.511	2-8/8-20	.250/.400	18-31/17-22	.581/.773	35/29	+6	6/17	16/16	1/2	8/4	25/25
Minnesota	38/29	28/36	66-65	+1	22-54/22-57	.407/.386	6-14/3-9	.429/.333	16-32/18-27	.500/.667	41/41	-	6/12	14/16	5/2	6/5	18/26
PRAIRIE VIEW A&M	35/25	49/34	84-59	+25	27-53/23-62	.509/.371	12-31/8-23	.387/.348	18-25/5-9	.720/.556	38/33	+5	19/13	17/16	5/3	6/10	13/23
AKRON	26/23	48/39	74-62	+12	21-53/23-63	.396/.365	5-15/7-21	.333/.333	27-36/9-13	.750/.692	39/43	(4)	14/10	8/17	4/5	11/1	14/25
NORTH TEXAS	40/25	35/40	75-65	+10	25-50/23-54	.500/.426	5-14/4-16	.357/.250	20-24/15-22	.833/.682	31/31	-	10/14	10/14	3/4	3/7	20/21
New Mexico	29/40	52/44	81-84	(3)	27-58/26-51	.466/.510	8-28/10-17	.286/.588	19-27/22-34	.704/.647	30/39	(9)	12/14	11/13	3/5	4/5	28/21
THE CITADEL	33/11	38/39	71-50	+21	24-45/18-55	.533/.327	8-21/5-21	.381/.238	15-24/9-11	.625/.818	38/26	+12	14/8	15/13	6/0	5/8	15/21
Washington	32/30	32/43	64-73	(9)	20-66/24-66	.303/.364	7-19/2-12	.368/.167	17-28/23-31	.607/.742	45/55	(10)	10/13	15/14	5/12	7/6	24/21
NORTHWESTERN STATE	49/24	40/39	89-63	+26	25-61/21-61	.410/.344	8-21/3-15	.381/.200	31-45/18-25	.689/.720	46/42	+4	18/10	10/20	3/7	10/4	23/31
NORTH DAKOTA	43/22	39/19	82-41	+41	27-57/13-40	.474/.325	12-26/4-19	.462/.211	16-31/11-15	.516/.733	32/33	(1)	14/8	7/25	3/5	13/2	16/28
NEBRASKA	26/21	38/32	64-53	+11	18-47/20-54	.383/.370	3-21/7-22	.143/.318	25-33/6-9	.758/.667	40/28	+12	10/16	12/13	2/2	1/7	15/27
Kansas State	33/45	32/43	65-88	(23)	20-55/28-59	.364/.475	2-17/8-21	.118/.381	23-39/24-31	.590/.774	32/47	(15)	6/14	15/15	5/7	9/5	23/30
Texas	36/27	24/33	67-72	(5)	25-66/24-68	.379/.353	4-16/3-12	.250/.250	13-23/21-33	.565/.636	49/50	(1)	7/6	11/9	7/10	6/5	25/21
OKLAHOMA	39/29	26/33	65-62	+3	24-48/20-50	.500/.400	6-17/6-18	.353/.333	11-17/16-23	.647/.696	30/33	(3)	14/8	9/9	2/1	3/5	21/19
COLORADO	30/32	37/31	67-63	+4	25-55/24-56	.455/.429	2-23/5-14	.087/.357	15-22/10-11	.682/.909	38/28	+10	13/9	12/10	4/0	6/10	15/18

Note: Game totals are displayed in the format TEAM/OPPONENT for each category

Statistical Trends

2009-10 Record When...

	Total	Home	Away
Leading at Halftime	13-3	10-0	3-3
Trailing at Halftime	1-2	1-0	0-2
Tied at Halftime	0-0	0-0	0-0
Lead w/5:00 Left	14-0	11-0	3-0
Trail w/5:00 Left	0-4	0-0	0-4
Bench Outscores Opp.	10-2	8-0	2-2
Bench Outscored	4-3	2-0	2-3
10+ Bench Points	14-4	11-0	3-4
Same Bench Points	0-0	0-0	0-0
Shooting 50%+ FG	6-0	6-0	0-0
Shooting Under 50%	8-5	5-0	3-5
Shooting 45%+ FG	8-2	8-0	0-2
Shooting Under 45%	6-3	3-0	3-3
Shooting 40%+FG	8-2	9-0	3-2
Shooting Under 40% FG	2-3	2-0	0-3
Opp. Shoots 50%+ FG	1-2	0-0	1-2
Opp. Under 50% FG	13-3	11-0	2-3
Opp. Shoots 45%+ FG	1-3	0-0	1-3
Opp. Under 45% FG	13-2	11-0	2-2
Opp. Shooting 40%+ FG	4-3	3-0	1-3
Opp. Under 40% FG	10-2	8-0	2-2
Att. 20+ 3-Pt. FG	8-1	7-0	1-1
Att. Under 20 3-Pt. FG	6-3	4-0	2-3
More FTA than Opp.	13-2	10-0	3-2
Fewer FTA than Opp.	1-3	1-0	0-3
Outrebounding/Same Opp	11-1	8-0	3-1
Outrebounded by Opp.	3-4	3-0	0-4
15+ Offensive Rebounds	1-2	0-0	1-2
15+ Second Chance Pts	3-0	3-0	0-0
13+ Assists	10-0	10-0	0-0
More/Same TO than Opp.	5-3	4-0	1-3
Fewer TO than Opp.	9-1	7-0	2-1
14 or Fewer Turnovers	11-2	11-0	0-2
Opp. 12+ Turnovers	12-4	9-0	3-4
More Pt. off TO than Opp.	10-1	8-0	2-1
20+ Points in Paint	13-5	10-0	3-5
8+ Fast Break Points	7-0	7-0	0-0
Scoring 80+ Points	5-1	4-0	1-1
Scoring 70-79 Points	3-0	3-0	0-0
Scoring 60-69 Points	6-4	4-0	2-4
Scoring 50-59 Points	0-0	0-0	0-0
Scoring 49 or Less	0-0	0-0	0-0
Opp. Scores 80 or More	0-2	0-0	0-2
Opp. Scores Under 70	14-0	11-0	3-0
Overtime Games	0-0	0-0	0-0
vs. Ranked Teams	2-4	0-0	2-4
vs. RPI Top 100	4-5	2-0	2-5
Day Games	5-3	3-0	2-3
Night Games	9-2	8-0	1-2
Sunday Games	1-0	0-0	1-0
Monday Games	2-0	1-0	1-0
Tuesday Games	2-2	2-0	0-2
Wednesday Games	1-0	1-0	0-0
Thursday Games	1-0	0-0	1-0
Friday Games	2-1	2-0	0-1
Saturday Games	5-2	5-0	0-2
TV Games	8-5	6-0	2-5

Games Decided by:

0-5 Points or OT	3-2	2-0	1-2
6-10 Points	2-2	1-0	1-2
11-15 Points	3-0	2-0	1-0
16-19 Points	2-0	2-0	0-0
20+ Points	4-1	4-0	0-1

Team Highs & Lows

Texas A&M - TEAM GAME HIGHS

POINTS	89		NORTHWESTERN STATE (01
	88		ANGELO STATE (11/13/09)
	84		PRAIRIE VIEW A&M (12/02/
	82		NORTH DAKOTA (01/05/10)
	81		vs New Mexico (12/12/09)
FIELD GOALS MADE	33		ANGELO STATE (11/13/09)
	27		NORTH DAKOTA (01/05/10)
	27		vs New Mexico (12/12/09)
	27		PRAIRIE VIEW A&M (12/02/
FIELD GOAL ATTEMPTS	66		at Texas (01/16/10)
	66		at Washington (12/22/09)
FIELD GOAL PERCENTAGE	.533	(24-45)	THE CITADEL (12/19/09)
	.509	(27-53)	PRAIRIE VIEW A&M (12/02/
3 PT FIELD GOALS MADE	12		NORTH DAKOTA (01/05/10)
	12		PRAIRIE VIEW A&M (12/02/
3 PT FG ATTEMPTS	31		PRAIRIE VIEW A&M (12/02/
	28		vs New Mexico (12/12/09)
3 PT FG PERCENTAGE	.478	(11-23)	SAMFORD (11/20/09)
	.462	(12-26)	NORTH DAKOTA (01/05/10)
FREE THROWS MADE	31		NORTHWESTERN STATE (01
	27		AKRON (12/04/09)
FREE THROW ATTEMPTS	45		NORTHWESTERN STATE (01
	39		at Kansas State (01/12/10)
FREE THROW PERCENTAGE	.833	(20-24)	NORTH TEXAS (12/07/09)
	.800	(24-30)	at SMU (11/16/09)
REBOUNDS	49		at Texas (01/16/10)
	46		NORTHWESTERN STATE (01
ASSISTS	19		PRAIRIE VIEW A&M (12/02/
	19		ANGELO STATE (11/13/09)
STEALS	13		NORTH DAKOTA (01/05/10)
	11		AKRON (12/04/09)
BLOCKED SHOTS	7		at Texas (01/16/10)
	6		THE CITADEL (12/19/09)
TURNOVERS	19		vs Clemson (11/26/09)
	17		PRAIRIE VIEW A&M (12/02/
FOULS	28		vs New Mexico (12/12/09)
	25		at Texas (01/16/10)
	25		vs West Virginia (11/27/09)

Texas A&M - GAME LOWS

POINTS	64		at Washington (12/22/09)
	64		NEBRASKA (01/09/10)
	65		at Kansas State (01/12/10)
	65		OKLAHOMA (01/19/10)
	66		vs West Virginia (11/27/09)
	66		vs Minnesota (11/29/09)
FIELD GOALS MADE	18		NEBRASKA (01/09/10)
	20		at Washington (12/22/09)
	20		at Kansas State (01/12/10)
FIELD GOAL ATTEMPTS	45		THE CITADEL (12/19/09)
	46		SAMFORD (11/20/09)
FIELD GOAL PERCENTAGE	.303	(20-66)	at Washington (12/22/09)
	.364	(20-55)	at Kansas State (01/12/10)
3 PT FIELD GOALS MADE	2		vs West Virginia (11/27/09)
	2		at Kansas State (01/12/10)
	2		COLORADO (01/23/10)
3 PT FG ATTEMPTS	8		vs West Virginia (11/27/09)
	14		vs Minnesota (11/29/09)
	14		NORTH TEXAS (12/07/09)
3 PT FG PERCENTAGE	.087	(2-23)	COLORADO (01/23/10)
	.118	(2-17)	at Kansas State (01/12/10)
FREE THROWS MADE	11		SAMFORD (11/20/09)
	11		OKLAHOMA (01/19/10)
FREE THROW ATTEMPTS	17		OKLAHOMA (01/19/10)
	18		SAMFORD (11/20/09)
FREE THROW PERCENTAGE	.500	(16-32)	vs Minnesota (11/29/09)
	.516	(16-31)	NORTH DAKOTA (01/05/10)
REBOUNDS	29		SAMFORD (11/20/09)
	30		vs New Mexico (12/12/09)
	30		OKLAHOMA (01/19/10)
ASSISTS	6		vs West Virginia (11/27/09)
	6		vs Minnesota (11/29/09)
	6		at Kansas State (01/12/10)
STEALS	1		NEBRASKA (01/09/10)
	3		NORTH TEXAS (12/07/09)
	3		OKLAHOMA (01/19/10)
BLOCKED SHOTS	0		vs Clemson (11/26/09)
	1		vs West Virginia (11/27/09)
TURNOVERS	5		SAMFORD (11/20/09)
	7		NORTH DAKOTA (01/05/10)
FOULS	9		SAMFORD (11/20/09)
	13		PRAIRIE VIEW A&M (12/02/(

Opponent Highs & Lows

Opponent - GAME HIGHS

POINTS	88		at Kansas State (01/12/10)
	84		vs New Mexico (12/12/09)
	73		at Washington (12/22/09)
	73		vs West Virginia (11/27/09)
	72		at Texas (01/16/10)
FIELD GOALS MADE	28		at Kansas State (01/12/10)
	27		at SMU (11/16/09)
FIELD GOAL ATTEMPTS	68		at Texas (01/16/10)
	66		at Washington (12/22/09)
FIELD GOAL PERCENTAGE	.511	(24-47)	vs West Virginia (11/27/09)
	.510	(26-51)	vs New Mexico (12/12/09)
3 PT FIELD GOALS MADE	10		vs New Mexico (12/12/09)
	9		SAMFORD (11/20/09)
3 PT FG ATTEMPTS	24		SAMFORD (11/20/09)
	23		PRAIRIE VIEW A&M (12/02/(
3 PT FG PERCENTAGE	.588	(10-17)	vs New Mexico (12/12/09)
	.400	(8-20)	vs West Virginia (11/27/09)
FREE THROWS MADE	24		at Kansas State (01/12/10)
	23		at Washington (12/22/09)
FREE THROW ATTEMPTS	34		vs New Mexico (12/12/09)
	33		at Texas (01/16/10)
FREE THROW PERCENTAGE	.909	(10-11)	COLORADO (01/23/10)
	.818	(9-11)	THE CITADEL (12/19/09)
REBOUNDS	55		at Washington (12/22/09)
	50		at Texas (01/16/10)
ASSISTS	17		vs West Virginia (11/27/09)
	16		NEBRASKA (01/09/10)
STEALS	12		vs Clemson (11/26/09)
	10		COLORADO (01/23/10)
	10		PRAIRIE VIEW A&M (12/02/(
BLOCKED SHOTS	12		at Washington (12/22/09)
	10		at Texas (01/16/10)
TURNOVERS	25		NORTH DAKOTA (01/05/10)
	20		NORTHWESTERN STATE (01
FOULS	31		NORTHWESTERN STATE (01
	30		at Kansas State (01/12/10)

Opponent - GAME LOWS

POINTS	41		NORTH DAKOTA (01/05/10)
	49		SAMFORD (11/20/09)
	50		THE CITADEL (12/19/09)
	53		NEBRASKA (01/09/10)
	59		PRAIRIE VIEW A&M (12/02/(
FIELD GOALS MADE	13		NORTH DAKOTA (01/05/10)
	18		THE CITADEL (12/19/09)
FIELD GOAL ATTEMPTS	40		NORTH DAKOTA (01/05/10)
	47		SAMFORD (11/20/09)
	47		vs West Virginia (11/27/09)
FIELD GOAL PERCENTAGE	.325	(13-40)	NORTH DAKOTA (01/05/10)
	.327	(18-55)	THE CITADEL (12/19/09)
3 PT FIELD GOALS MADE	2		at Washington (12/22/09)
	3		vs Clemson (11/26/09)
	3		vs Minnesota (11/29/09)
	3		NORTHWESTERN STATE (01
	3		at Texas (01/16/10)
3 PT FG ATTEMPTS	9		vs Minnesota (11/29/09)
	12		at Washington (12/22/09)
	12		at Texas (01/16/10)
3 PT FG PERCENTAGE	.167	(2-12)	at Washington (12/22/09)
	.167	(3-18)	vs Clemson (11/26/09)
FREE THROWS MADE	0		SAMFORD (11/20/09)
	5		PRAIRIE VIEW A&M (12/02/(
FREE THROW ATTEMPTS	5		SAMFORD (11/20/09)
	9		PRAIRIE VIEW A&M (12/02/(
	9		NEBRASKA (01/09/10)
FREE THROW PERCENTAGE	.000	(0-5)	SAMFORD (11/20/09)
	.556	(5-9)	PRAIRIE VIEW A&M (12/02/(
REBOUNDS	26		THE CITADEL (12/19/09)
	28		SAMFORD (11/20/09)
	28		NEBRASKA (01/09/10)
	28		COLORADO (01/23/10)
ASSISTS	6		at Texas (01/16/10)
	7		at SMU (11/16/09)
STEALS	1		AKRON (12/04/09)
	2		NORTH DAKOTA (01/05/10)
BLOCKED SHOTS	0		THE CITADEL (12/19/09)
	0		COLORADO (01/23/10)
TURNOVERS	9		at Texas (01/16/10)
	9		OKLAHOMA (01/19/10)
FOULS	11		SAMFORD (11/20/09)
	18		COLORADO (01/23/10)

Individual Player Highs

Texas A&M - INDIVIDUAL GAME HIGHS

Points	29		Sloan, Donald vs New Mexico (12/12/09)
	26		Sloan, Donald vs Nebraska (01/09/10)
	24		Sloan, Donald at SMU (11/16/09)
	22		Sloan, Donald vs Samford (11/20/09)
	21		Sloan, Donald at Texas (01/16/10)
	21		Sloan, Donald vs North Texas (12/07/09)
	21		Roland, Derrick at SMU (11/16/09)
Field Goals Made	10		Sloan, Donald vs New Mexico (12/12/09)
	10		Loubeau, David vs Angelo State (11/13/09)
Field Goal Att.	21		Sloan, Donald at Texas (01/16/10)
	20		Sloan, Donald at Washington (12/22/09)
FG Pct (min 5 made)	1.000	(6-6)	Davis, Bryan vs Colorado (01/23/10)
	.833	(5-6)	Davis, Bryan at Kansas State (01/12/10)
3-Point FG Made	5		Holmes, B.J. vs North Dakota (01/05/10)
	5		Holmes, B.J. at Washington (12/22/09)
	5		Sloan, Donald vs Samford (11/20/09)
3-Point FG Att.	10		Holmes, B.J. at SMU (11/16/09)
	9		Holmes, B.J. vs New Mexico (12/12/09)
3-Pt FG Pct (min 2 made)	1.000	(2-2)	Harris, Dash vs Northwestern State (01/02/10
	.833	(5-6)	Sloan, Donald vs Samford (11/20/09)
Free Throws Made	13		Sloan, Donald vs Nebraska (01/09/10)
	11		Holmes, B.J. vs Clemson (11/26/09)
Free Throw Att.	14		Sloan, Donald vs Nebraska (01/09/10)
	12		Davis, Bryan vs Akron (12/04/09)
	12		Holmes, B.J. vs Clemson (11/26/09)
FT Pct (min 3 made)	1.000	(10-10)	Sloan, Donald vs North Texas (12/07/09)
	1.000	(8-8)	Roland, Derrick at SMU (11/16/09)
	1.000	(6-6)	Sloan, Donald vs Northwestern State (01/02/1
	1.000	(6-6)	Sloan, Donald at Washington (12/22/09)
	1.000	(5-5)	Sloan, Donald vs New Mexico (12/12/09)
	1.000	(4-4)	Middleton, Khris vs Oklahoma (01/19/10)
	1.000	(4-4)	Middleton, Khris vs North Dakota (01/05/10)
	1.000	(4-4)	Walkup, Nathan vs Northwestern State (01/02
	1.000	(4-4)	Holmes, B.J. vs North Texas (12/07/09)
	1.000	(4-4)	Harris, Dash vs Akron (12/04/09)
	1.000	(4-4)	Sloan, Donald vs Akron (12/04/09)
	1.000	(4-4)	Sloan, Donald vs Prairie View A&M (12/02/09)
	1.000	(3-3)	Middleton, Khris vs The Citadel (12/19/09)
Rebounds	12		Davis, Bryan vs Northwestern State (01/02/10
	11		Davis, Bryan vs Nebraska (01/09/10)
Assists	8		Harris, Dash vs Akron (12/04/09)
	7		Harris, Dash vs Colorado (01/23/10)
	7		Harris, Dash vs Oklahoma (01/19/10)
	7		Harris, Dash vs Samford (11/20/09)
Steals	6		Harris, Dash vs North Dakota (01/05/10)
	4		Harris, Dash vs Akron (12/04/09)
	4		Sloan, Donald vs Akron (12/04/09)
Blocked Shots	4		Davis, Bryan at Texas (01/16/10)
	3		Davis, Bryan vs Colorado (01/23/10)
	3		Davis, Bryan at Kansas State (01/12/10)
	3		Davis, Bryan at Washington (12/22/09)
	3		Davis, Bryan vs The Citadel (12/19/09)
	3		Davis, Bryan vs North Texas (12/07/09)

OPPONENT INDIVIDUAL GAME HIGHS

Points	28		WELLS, Cameron vs The Citadel (12/19/09)
	26		James, Damion at Texas (01/16/10)
	25		Pondexter, Quincy at Washington (12/22/09)
	24		Clemente, Denis at Kansas State (01/12/10)
	22		MARTINEZ, Roman vs New Mexico (12/12/09)
	22		CORBETT, LaMarshall vs Angelo State (11/13/09)
Field Goals Made	11		WELLS, Cameron vs The Citadel (12/19/09)
	10		James, Damion at Texas (01/16/10)
	10		Pondexter, Quincy at Washington (12/22/09)
Field Goal Att.	22		Clemente, Denis at Kansas State (01/12/10)
	19		James, Damion at Texas (01/16/10)
	19		WELLS, Cameron vs The Citadel (12/19/09)
FG Pct (min 5 made)	.727	(8-11)	FAYE, Mouhammad at SMU (11/16/09)
	.714	(5-7)	Diaz, Jorge Brian vs Nebraska (01/09/10)
3-Point FG Made	5		Clemente, Denis at Kansas State (01/12/10)
	5		KING, Andy vs Samford (11/20/09)
3-Point FG Att.	12		Clemente, Denis at Kansas State (01/12/10)
	9		WILLIAMS, Stavon vs Angelo State (11/13/09)
3-Pt FG Pct (min 2 made)	1.000	(3-3)	FAYE, Mouhammad at SMU (11/16/09)
	1.000	(2-2)	Thorne II, Dwight vs Colorado (01/23/10)
	1.000	(2-2)	BENTER, Derek vs North Dakota (01/05/10)
	1.000	(2-2)	McDANIEL,Dorian vs Prairie View A&M (12/02/09)
	1.000	(2-2)	SMITH, Wellington vs West Virginia (11/27/09)
Free Throws Made	8		Johnson, Gary at Texas (01/16/10)
	8		Samuels, Jamar at Kansas State (01/12/10)
Free Throw Att.	12		Johnson, Gary at Texas (01/16/10)
	12		Samuels, Jamar at Kansas State (01/12/10)
FT Pct (min 3 made)	1.000	(6-6)	Baker, Devon vs Northwestern State (01/02/10)
	1.000	(5-5)	Pullen, Jacob at Kansas State (01/12/10)
	1.000	(5-5)	EBANKS, Devin vs West Virginia (11/27/09)
	1.000	(4-4)	Sutton, Dominique at Kansas State (01/12/10)
	1.000	(4-4)	BURCH, Shavar vs Angelo State (11/13/09)
	1.000	(3-3)	Burks, Alec vs Colorado (01/23/10)
	1.000	(3-3)	Thompson, Tristan vs North Texas (12/07/09)
	1.000	(3-3)	CONYERS, Jimmy vs Akron (12/04/09)
Rebounds	13		Pondexter, Quincy at Washington (12/22/09)
	12		James, Damion at Texas (01/16/10)
	12		Sutton, Dominique at Kansas State (01/12/10)
	12		Iverson, Colton vs Minnesota (11/29/09)
	12		BURCH, Shavar vs Angelo State (11/13/09)
Assists	7		Jeter, Lance vs Nebraska (01/09/10)
	6		Tomlinson, Nate vs Colorado (01/23/10)
	6		Clemente, Denis at Kansas State (01/12/10)
	6		GARY, Dairese vs New Mexico (12/12/09)
Steals	4		Higgins, Cory vs Colorado (01/23/10)
	4		Anderson, Ryan vs Nebraska (01/09/10)
Blocked Shots	6		Pittman, Dexter at Texas (01/16/10)
	4		Mosley, William vs Northwestern State (01/02/10)
	4		MARSHALL, Zeke vs Akron (12/04/09)
Turnovers	6		Davis, Shamir vs Northwestern State (01/02/10)
	5		Warren, Willie vs Oklahoma (01/19/10)
	5		GRIFFIN,Michael vs Prairie View A&M (12/02/09)
	5		Iverson, Colton vs Minnesota (11/29/09)

Bench Scoring

DATE	OPPONENT	RESULT	A&M	Opp.	A&M Individuals
Nov. 13	ANGELO STATE	W, 88-69	34	8	Loubeau 20, Hibbert 7, Holmes 3, Walkup 2, Chapman 2
Nov. 16	at SMU	W, 80-68	23	2	Holmes 11, Loubeau 7, Walkup 5
Nov. 20	SAMFORD	W, 68-49	12	9	Loubeau 5, Hibbert 4, Holmes 3
Nov. 26	vs. Clemson	W, 69-60	41	12	Holmes 20, Loubeau 12, Middleton 7, Hibbert 2
Nov. 27	vs. West Virginia	L, 73-66	23	25	Holmes 18, Loubeau 3, Hibbert 2
Nov. 29	vs. Minnesota	W, 66-65	14	24	Holmes 10, Loubeau 4
Dec. 2	PRAIRIE VIEW A&M	W, 84-59	46	24	Middleton 17, Hibbert 11, Loubeau 7, Holmes 5, Lewis 4, Blasczyk 2
Dec. 4	AKRON	W, 74-62	18	24	Holmes 8, Loubeau 7, Middleton 3
Dec. 7	NORTH TEXAS	W, 75-65	21	7	Loubeau 12, Holmes 9
Dec. 12	vs. New Mexico	L, 84-81	29	15	Holmes 14, Loubeau 8, Middleton 7
Dec. 19	THE CITADEL	W, 71-50	26	6	Middleton 11, Holmes 6, Loubeau 6, Hibbert 2, Darko 1
Dec. 22	at Washington	L, 73-64	33	27	Holmes 17, Loubeau 6, Middleton 6, Hibbert 4
Jan. 2	NORTHWESTERN STATE	W, 89-63	35	43	Walkup 10, Lewis 8, Hibbert 7, Holmes 5, Turner 2, Schepel 2, Darko 1
Jan. 5	NORTH DAKOTA	W, 82-41	37	14	Holmes 15, Loubeau 6, Hibbert 5, Lewis 4, Turner 3, Darko 3, Blasczyk 1
Jan. 9	NEBRASKA	W, 64-53	13	24	Holmes 8, Loubeau 3, Hibbert 2
Jan. 12	at Kansas State	L, 88-65	13	30	Holmes 7, Walkup 4, Blasczyk 2
Jan. 16	at Texas	L, 72-67 (OT)	7	34	Lewis 3, Loubeau 2, Holmes 1, Turner 1
Jan. 19	OKLAHOMA	W, 65-62	22	4	Holmes 13, Lewis 5, Loubeau 4
Jan. 23	COLORADO	W, 67-63	13	12	Holmes 7, Loubeau 6
Jan. 27	at Oklahoma State				
Jan. 30	TEXAS TECH				
Feb. 3	at Missouri				
Feb. 6	BAYLOR				
Feb. 13	at Texas Tech				
Feb. 15	KANSAS				
Feb. 20	at Iowa State				
Feb. 24	at Baylor				
Feb. 27	TEXAS				
March 3	OKLAHOMA STATE				
March 6	at Oklahoma				
	Totals		**460**	**344**	**Leader Off Bench:** Holmes 12, Loubeau 3, MIddleton 2, Walkup 1
	Averages		**24.2**	**18.1**	

Scoring Breakdown (A&M/Opp.)

DATE	OPPONENT	RESULT	In Paint	Off TO	2nd Ch	Fast Break	Biggest Lead	Biggest Deficit
Nov. 13	ANGELO STATE	W, 88-69	48 / 26	25 / 6	8 / 14	17 / 6	29 (83-54)	0
Nov. 16	at SMU	W, 80-68	20 / 24	16 / 4	7 / 12	4 / 0	17 (71-54)	6 (6-0)
Nov. 20	SAMFORD	W, 68-49	18 / 18	10 / 6	9 / 2	9 / 2	22 (68-46)	7 (14-7)
Nov. 26	vs. Clemson	W, 69-60	30 / 26	14/ 15	10 / 9	0 / 2	17 (44-27)	6 (7-1)
Nov. 27	vs. West Virginia	L, 73-66	36 / 16	15 / 26	11 / 5	2 / 0	6 (31-25)	11 (56-45)
Nov. 29	vs. Minnesota	W, 66-65	22 / 28	24 / 9	12 / 13	0 / 0	11 (40-29)	8 (14-6)
Dec. 2	PRAIRIE VIEW A&M	W, 84-59	26 / 18	21 / 13	7 / 13	21 / 10	29 (74-45)	9 (15-6)
Dec. 4	AKRON	W, 74-62	28 / 26	19 / 6	15 / 20	6 / 2	16 (69-53)	2 (2-0)
Dec. 7	NORTH TEXAS	W, 75-65	28 / 32	15 / 12	8 / 13	6 / 6	19 (40-21)	3 (7-4)
Dec. 12	vs. New Mexico	L, 84-81	30 / 18	17 / 13	14 / 8	2 / 2	2 (2-0)	18 (62-44)
Dec. 19	THE CITADEL	W, 71-50	22 / 18	19 / 12	6 / 11	9 / 5	33 (53-20)	4 (4-0)
Dec. 22	at Washington	L, 73-64	22 / 32	11 / 16	5 / 17	2 / 2	6 (28-22)	14 (57-43)
Jan. 2	NORTHWESTERN STATE	W, 89-63	30 / 26	27 / 6	13 / 8	10 / 10	33 (84-51)	0
Jan. 5	NORTH DAKOTA	W, 82-41	28 / 14	34 / 4	15 / 8	17 / 2	41 (82-41)	0
Jan. 9	NEBRASKA	W, 64-53	24 / 22	13 / 17	10 / 10	4 / 6	11 (56-45)	2 (42-40)
Jan. 12	at Kansas State	L, 88-65	30 / 36	8 / 23	14 / 30	0 / 15	0	24
Jan. 16	at Texas	L, 72-67 (OT)	34 / 34	10 / 10	10 / 18	4 / 10	13 (33-20)	5 (72-67)
Jan. 19	OKLAHOMA	W, 65-62	24 / 20	9 / 9	6 / 15	11 / 11	12 (24-12)	7 (54-47)
Jan. 23	COLORADO	W, 67-63	46 / 32	14 / 23	16 / 9	6 / 11	10 (53-43)	4 (6-2)
Jan. 27	at Oklahoma State							
Jan. 30	TEXAS TECH							
Feb. 3	at Missouri							
Feb. 6	BAYLOR							
Feb. 13	at Texas Tech							
Feb. 15	KANSAS							
Feb. 20	at Iowa State							
Feb. 24	at Baylor							
Feb. 27	TEXAS							
March 3	OKLAHOMA STATE							
March 6	at Oklahoma							
	Totals		**546 / 466**	**331 / 230**	**196 / 235**	**130 / 102**	**41 (North Dakota)**	**24 (Kansas State)**
	Averages		**28.7/24.5**	**17.4/12.1**	**10.3/12.4**	**6.8/ 5.4**		

Starting Lineups

DATE	OPPONENT	1	2	3	4	5	W-L	First off Bench
Nov. 13	ANGELO STATE	Harris	Sloan	Roland	Middleton	Davis	1-0	Holmes, Hibbert, Walkup, Loubeau
Nov. 16	at SMU	Harris	Sloan	Roland	Middleton	Davis	2-0	Holmes, Hibbert, Loubeau
Nov. 20	SAMFORD	Harris	Sloan	Roland	Walkup	Davis	1-0	Loubeau
Nov. 26	vs. Clemson	Harris	Sloan	Roland	Walkup	Davis	2-0	Holmes
Nov. 27	vs. West Virginia	Harris	Sloan	Roland	Walkup	Davis	2-1	Holmes, Middleton, Hibbert, Loubeau
Nov. 29	vs. Minnesota	Harris	Sloan	Roland	Walkup	Davis	3-1	Loubeau
Dec. 2	PRAIRIE VIEW A&M	Harris	Sloan	Roland	Walkup	Davis	4-1	Middleton
Dec. 4	AKRON	Harris	Sloan	Roland	Walkup	Davis	5-1	Holmes, Loubeau, Hibbert, Middleton
Dec. 7	NORTH TEXAS	Harris	Sloan	Roland	Walkup	Davis	6-1	Loubeau
Dec. 12	vs. New Mexico	Harris	Sloan	Roland	Walkup	Davis	6-2	Holmes, Loubeau
Dec. 19	THE CITADEL	Harris	Sloan	Roland	Walkup	Davis	7-2	Holmes, Loubeau, Middleton
Dec. 22	at Washington	Harris	Sloan	Roland	Walkup	Davis	7-3	Loubeau
Jan. 2	NORTHWESTERN STATE	Harris	Sloan	Middleton	Loubeau	Davis	1-0	Walkup
Jan. 5	NORTH DAKOTA	Harris	Sloan	Middleton	Walkup	Davis	1-0	Loubeau
Jan. 9	NEBRASKA	Harris	Sloan	Middleton	Walkup	Davis	2-0	Loubeau, Holmes, Hibbert
Jan. 12	at Kansas State	Harris	Sloan	Middleton	Loubeau	Davis	1-1	Turner
Jan. 16	at Texas	Harris	Sloan	Middleton	Walkup	Davis	2-1	Loubeau. Holmes, Hibbert
Jan. 19	OKLAHOMA	Harris	Sloan	Middleton	Walkup	Davis	3-1	Loubeau
Jan. 23	COLORADO	Harris	Sloan	Middleton	Walkup	Davis	4-1	Loubeau
Jan. 27	at Oklahoma State							
Jan. 30	TEXAS TECH							
Feb. 3	at Missouri							
Feb. 6	BAYLOR							
Feb. 13	at Texas Tech							
Feb. 15	KANSAS							
Feb. 20	at Iowa State							
Feb. 24	at Baylor							
Feb. 27	TEXAS							
March 3	OKLAHOMA STATE							
March 6	at Oklahoma							

Starting Combinations: 4

1st Off Bench Leader: Loubeau 15, Holmes 9, Hibbert 6, Middleton 4, Walkup 2 Turner 1

Technicals/Fouled Out

DATE	OPPONENT	RESULT	A&M Tech	Opp. Tech	A&M DQ	Opp. DQ
Nov. 13	ANGELO STATE	W, 88-69	--	--	--	Onyirioha (2-7:50)
Nov. 16	at SMU	W, 80-68	--	--	Davis (2-1:00)	Dia (2-3:53); McCoy (2-:044)
Nov. 20	SAMFORD	W, 68-49	--	--	-- --	
Nov. 26	vs. Clemson	W, 69-60	--	--	--	Young (2-:42), Potter (2-:22), Still (2-:10)
Nov. 27	vs. West Virginia	L, 73-66	--	--	Davis (2-:42)	--
Nov. 29	vs. Minnesota	W, 66-65	--	--	--	Nolen (2-:19)
Dec. 2	PRAIRIE VIEW A&M	W, 84-59	--	--	--	Hugee (2-8:04)
Dec. 4	AKRON	W, 74-62	--	--	--	Hitchens (2-:43)
Dec. 7	NORTH TEXAS	W, 75-65	--	--	--	Tramiel (2-:25)
Dec. 12	vs. New Mexico	L, 84, 81	--	--	Roland (2-5:00); Sloan (2-:09)	Gary (2-3:01)
Dec. 19	THE CITADEL	W, 71-50	Davis	--	--	--
Dec. 22	at Washington	L, 73-64	--	--	Loubeau (2-1:06)	--
Jan. 2	NORTHWESTERN STATE	W, 89-63	--	--	--	Knight (2-5:31), Pratt (2-3:57)
Jan. 5	NORTH DAKOTA	W, 82-41	--	2	--	Mitchell (2-13:09)
Jan. 9	NEBRASKA	W, 64-53	--	--	--	Anderson (2-:29)
Jan. 12	at Kansas State	L, 88-65	--	--	--	Henriquez (2-:54)
Jan. 16	at Texas	L, 72-67 (OT)	Davis	Johnson	Davis (2-4:01)	Mason (2-4:01)
Jan. 19	OKLAHOMA	W, 65-62	--	--	--	Crocker (2-3:31), Warren (2-:03)
Jan. 23	COLORADO	W, 67-63	--	--	--	--
Jan. 27	at Oklahoma State					
Jan. 30	TEXAS TECH					
Feb. 3	at Missouri					
Feb. 6	BAYLOR					
Feb. 13	at Texas Tech					
Feb. 15	KANSAS					
Feb. 20	at Iowa State					
Feb. 24	at Baylor					
Feb. 27	TEXAS					
March 3	OKLAHOMA STATE					
March 6	at Oklahoma					
	Totals		**2**	**3**	**6**	**19**

Boxscores

Official Basketball Box Score -- Game Totals -- Final Statistics
Texas A&M-Commerce vs Texas A&M
11/05/09 7:05p.m. at College Station, Texas (Reed Arena)

EXH

Texas A&M-Commerce 65

##	Player		Total FG-FGA	3-Ptr FG-FGA	FT-FTA	Rebounds Off	Def	Tot	PF	TP	A	TO	Blk	Stl	Min
02	Morgan, Ronnie	*	2-5	0-0	1-2	0	0	0	4	5	1	2	0	1	19
05	Hambrick, Brad	*	3-8	2-4	0-1	0	0	0	4	8	3	3	0	1	24
10	Singleton, Brian	*	3-10	0-1	1-1	0	3	3	0	7	1	3	0	1	24
12	Hunter, Cardell	*	0-5	0-1	0-0	0	5	5	2	0	1	2	0	1	20
23	Jackson, Sammy	*	2-3	0-0	0-0	1	1	2	3	4	1	4	0	0	24
01	Hunter, Dallas		2-5	0-0	0-0	0	0	0	1	4	3	1	0	0	20
04	Hayden, Kevin		4-8	3-6	1-1	0	1	1	1	12	2	0	0	1	17
11	Arriola, Esteban		2-2	2-2	1-2	0	1	1	2	7	2	0	0	1	12
13	Wilkerson, Justin		2-5	0-2	0-0	0	1	1	1	4	0	2	2	0	15
22	Davis, Andrew		2-5	0-1	2-2	2	1	3	1	6	0	2	1	0	14
32	Whitley, Preston		2-5	1-3	3-3	1	1	2	1	8	1	1	1	0	11
	Team					2	4	6							
	Totals		24-61	8-20	9-12	6	18	24	20	65	15	20	4	6	200

FG % 1st Half: 13-28 46.4% 2nd half: 11-33 33.3% Game: 24-61 39.3%
3FG % 1st Half: 3-7 42.9% 2nd half: 5-13 38.5% Game: 8-20 40.0%
FT % 1st Half: 1-3 33.3% 2nd half: 8-9 88.9% Game: 9-12 75.0%
Deadball Rebounds 1

Texas A&M 89

##	Player		Total FG-FGA	3-Ptr FG-FGA	FT-FTA	Rebounds Off	Def	Tot	PF	TP	A	TO	Blk	Stl	Min
00	Davis, Bryan	*	5-7	0-0	0-0	1	9	10	2	10	1	2	2	2	20
05	Harris, Dash	*	3-5	0-1	4-4	0	2	2	0	10	7	2	0	2	25
10	Loubeau, David	*	4-9	0-0	4-4	3	6	9	2	12	0	3	1	2	23
11	Holmes, B.J.	*	6-9	4-6	0-0	4	2	6	2	16	7	3	0	1	21
15	Sloan, Donald	*	5-11	1-3	6-7	0	2	2	1	17	2	1	0	1	26
02	Lewis, Derrek		0-1	0-1	0-0	0	0	0	0	0	0	2	0	0	4
03	Roland, Derrick		2-8	0-2	0-0	1	0	1	0	4	1	1	0	0	15
12	Blaszczyk, James		1-3	0-0	0-0	1	1	2	2	2	0	0	0	0	5
14	Darko, Andrew		0-0	0-0	0-0	0	0	0	1	0	0	0	0	0	4
22	Middleton, Khris		3-7	0-1	0-0	2	4	6	3	6	0	1	0	1	16
23	Hibbert, Naji		2-4	1-2	3-4	2	1	3	0	8	0	1	2	0	21
24	Schepel, Shawn		0-1	0-0	0-0	0	0	0	0	0	0	1	0	0	2
25	Adams, Jeremy		1-3	0-1	1-2	1	0	1	1	3	0	0	0	0	4
31	Chapman, Chris		0-0	0-0	0-0	0	0	0	0	0	0	0	0	0	1
33	Carrell, Marshall		0-0	0-0	1-2	0	0	0	1	1	0	0	0	0	1
45	Walkup, Nathan		0-1	0-1	0-0	1	3	4	2	0	0	0	0	0	12
	Team					3	3	6							
	Totals		32-69	6-18	19-23	19	33	52	17	89	18	17	5	9	200

FG % 1st Half: 17-33 51.5% 2nd half: 15-36 41.7% Game: 32-69 46.4%
3FG % 1st Half: 4-8 50.0% 2nd half: 2-10 20.0% Game: 6-18 33.3%
FT % 1st Half: 7-8 87.5% 2nd half: 12-15 80.0% Game: 19-23 82.6%
Deadball Rebounds 4

Officials: Darron George, Jon Stigliano, Brent Meaux
Technical fouls: Texas A&M-Commerce-None. Texas A&M-None.
Attendance: 7350
Exhibition Game

Score by periods	1st	2nd	Total
Texas A&M-Commerce	30	35	**65**
Texas A&M	45	44	**89**

Points	In Paint	Off T/O	2nd Chance	Fast Break	Bench
COMMER	30	19	7	18	41
TAM	48	21	11	22	24

Last FG - COMMERCE 2nd-00:06, TAM 2nd-03:14.
Largest lead - COMMERCE by 4 1st-18:58, TAM by 38 2nd-04:50.

Score tied - 7 times.
Lead changed - 3 times.

Official Basketball Box Score -- Game Totals -- Final Statistics
Angelo State vs Texas A&M
11/13/09 7:05 p.m. at College Station, Texas (Reed Arena)

1

Angelo State 69 • 0-1

##	Player		Total FG-FGA	3-Ptr FG-FGA	FT-FTA	Rebounds Off	Def	Tot	PF	TP	A	TO	Blk	Stl	Min
00	WEBSTER, Derrick	*	1-6	1-1	3-4	0	1	1	3	6	2	2	0	0	20
02	WILLIAMS, Stavon	*	6-14	3-9	0-0	1	3	4	1	15	0	2	0	3	31
21	CORBETT, LaMarshall	*	7-13	1-4	7-9	0	2	2	3	22	0	4	0	0	30
23	BARNES, Johnny	*	4-7	0-0	0-0	1	4	5	4	8	0	2	0	0	18
24	BURCH, Shavar	*	3-5	0-0	4-4	3	9	12	1	10	1	3	3	1	30
05	HUCKABY, LaDonn		0-4	0-2	2-3	1	3	4	0	2	2	2	0	0	20
13	MAYS, Trey		0-1	0-0	3-4	0	0	0	4	3	2	3	0	0	14
25	LENOX, Joey		0-0	0-0	0-0	0	0	0	1	0	0	0	0	0	2
32	JOHNSON, Roger		0-2	0-2	0-0	0	0	0	0	0	0	0	0	0	3
33	ONYIRIOHA, Kamarachi		1-3	0-0	1-1	1	3	4	5	3	0	0	0	0	12
34	ELLIS, Chris		0-3	0-1	0-0	0	3	3	3	0	2	1	1	0	20
44	OPEGBEMI, David		0-0	0-0	0-0	0	0	0	0	0	0	0	0	0	0+
	Team					3	1	4							
	Totals		22-58	5-19	20-25	10	29	39	25	69	9	19	4	4	200

FG % 1st Half: 8-28 28.6% 2nd half: 14-30 46.7% Game: 22-58 37.9%
3FG % 1st Half: 3-10 30.0% 2nd half: 2-9 22.2% Game: 5-19 26.3%
FT % 1st Half: 12-15 80.0% 2nd half: 8-10 80.0% Game: 20-25 80.0%
Deadball Rebounds 1

Texas A&M 88 • 1-0

##	Player		Total FG-FGA	3-Ptr FG-FGA	FT-FTA	Rebounds Off	Def	Tot	PF	TP	A	TO	Blk	Stl	Min
00	Davis, Bryan	*	5-10	0-0	7-10	2	4	6	2	17	1	2	1	3	23
03	Roland, Derrick	*	5-10	2-5	0-0	0	2	2	1	12	3	0	1	0	28
05	Harris, Dash	*	3-4	1-1	2-4	0	2	2	3	9	3	0	0	1	23
15	Sloan, Donald	*	6-10	1-1	1-5	1	4	5	4	14	4	2	0	0	28
22	Middleton, Khris	*	1-5	0-4	0-0	1	7	8	2	2	3	1	1	0	19
02	Lewis, Derrek		0-0	0-0	0-0	0	0	0	0	0	0	1	0	0	2
10	Loubeau, David		10-14	0-0	0-0	3	6	9	2	20	1	2	1	0	20
11	Holmes, B.J.		0-0	0-0	3-4	0	1	1	1	3	2	2	0	1	12
14	Darko, Andrew		0-1	0-1	0-0	0	0	0	1	0	1	0	0	0	3
23	Hibbert, Naji		1-7	0-4	5-7	0	1	1	0	7	1	0	1	0	22
24	Schepel, Shawn		0-0	0-0	0-0	0	0	0	0	0	0	0	0	0	2
31	Chapman, Chris		1-1	0-0	0-0	0	0	0	0	2	0	0	0	0	2
33	Carrell, Marshall		0-0	0-0	0-0	0	0	0	0	0	0	0	0	0	2
45	Walkup, Nathan		1-3	0-0	0-0	2	3	5	4	2	0	0	0	0	14
	Team					1	1	2							
	Totals		33-65	4-16	18-30	10	31	41	20	88	19	10	5	5	200

FG % 1st Half: 16-32 50.0% 2nd half: 17-33 51.5% Game: 33-65 50.8%
3FG % 1st Half: 1-7 14.3% 2nd half: 3-9 33.3% Game: 4-16 25.0%
FT % 1st Half: 15-22 68.2% 2nd half: 3-8 37.5% Game: 18-30 60.0%
Deadball Rebounds 4

Officials: Rick Randall, James Hicks, Jeff Campbell
Technical fouls: Angelo State-None. Texas A&M-None.
Attendance: 7843

Score by periods	1st	2nd	Total
Angelo State	31	38	**69**
Texas A&M	48	40	**88**

Points	In Paint	Off T/O	2nd Chance	Fast Break	Bench
ASU	26	6	14	6	8
TAM	48	25	8	17	34

Last FG - ASU 2nd-00:07, TAM 2nd-00:31.
Largest lead - ASU None, TAM by 29 2nd-04:31.

Score tied - 1 time.
Lead changed - 0 times.

Official Basketball Box Score -- Game Totals -- Final Statistics
Texas A&M vs SMU
11/16/09 7 p.m. at DALLAS, Texas (Moody Coliseum)

2

Texas A&M 80 • 2-0

##	Player		Total FG-FGA	3-Ptr FG-FGA	FT-FTA	Rebounds Off	Def	Tot	PF	TP	A	TO	Blk	Stl	Min
00	Davis, Bryan	f	4-8	0-0	1-1	5	1	6	5	9	1	4	1	1	19
22	Middleton, Khris	f	0-3	0-1	0-0	1	2	3	1	0	0	0	0	1	18
03	Roland, Derrick	g	6-12	1-3	8-8	1	2	3	1	21	2	0	2	1	30
05	Harris, Dash	g	0-2	0-1	3-6	0	3	3	1	3	2	0	0	2	29
15	Sloan, Donald	g	7-12	3-5	7-9	2	1	3	0	24	4	2	0	0	34
10	Loubeau, David		3-5	0-0	1-2	3	2	5	2	7	1	1	0	0	23
11	Holmes, B.J.		3-10	3-10	2-2	0	3	3	3	11	2	2	0	0	21
23	Hibbert, Naji		0-3	0-1	0-0	0	0	0	0	0	0	0	1	0	7
45	Walkup, Nathan		1-1	1-1	2-2	1	3	4	3	5	1	0	0	1	19
	Team					0	2	2							
	Totals		24-56	8-22	24-30	13	19	32	16	80	13	9	4	6	200

FG % 1st Half: 14-31 45.2% 2nd half: 10-25 40.0% Game: 24-56 42.9%
3FG % 1st Half: 6-15 40.0% 2nd half: 2-7 28.6% Game: 8-22 36.4%
FT % 1st Half: 2-3 66.7% 2nd half: 22-27 81.5% Game: 24-30 80.0%
Deadball Rebounds 4

SMU 68 • 0-2

##	Player		Total FG-FGA	3-Ptr FG-FGA	FT-FTA	Rebounds Off	Def	Tot	PF	TP	A	TO	Blk	Stl	Min
01	FAYE, Mouhammad	f	8-11	3-3	2-4	2	4	6	3	21	0	1	1	0	34
42	DIA, Papa	c	5-11	0-0	3-4	2	3	5	5	13	2	2	1	2	28
03	WILLIAMS, Derek	g	3-9	0-4	2-5	0	1	1	3	8	3	1	0	1	34
23	McCOY, Paul	g	8-17	2-6	2-3	0	3	3	5	20	2	3	0	0	34
30	HARP, Ryan	g	2-4	0-0	0-0	2	2	4	3	4	0	3	0	0	27
00	CLINKSCALES, Rodney		0-0	0-0	0-0	0	0	0	0	0	0	1	0	0	8
02	HAYNES, Justin		1-1	0-0	0-0	1	1	2	2	2	0	1	0	1	12
13	OTIS, Frank		0-0	0-0	0-0	0	1	1	1	0	0	0	0	0	13
22	WALKER, Mike		0-1	0-1	0-0	0	1	1	0	0	0	0	0	0	6
44	LUTTMAN, Myles		0-0	0-0	0-0	0	2	2	3	0	0	0	0	0	4
	Team					2	3	5				1			
	Totals		27-54	5-14	9-16	9	21	30	25	68	7	13	2	4	200

FG % 1st Half: 12-24 50.0% 2nd half: 15-30 50.0% Game: 27-54 50.0%
3FG % 1st Half: 1-5 20.0% 2nd half: 4-9 44.4% Game: 5-14 35.7%
FT % 1st Half: 1-2 50.0% 2nd half: 8-14 57.1% Game: 9-16 56.3%
Deadball Rebounds 6

Officials: Steve Welmer, Tom O'Neill & Mark Whitehead
Technical fouls: Texas A&M-None. SMU-None.
Attendance: 6729

Score by periods	1st	2nd	Total
Texas A&M	36	44	**80**
SMU	26	42	**68**

Points	In Paint	Off T/O	2nd Chance	Fast Break	Bench
TAM	20	16	7	4	23
SMU	24	4	12	0	2

Last FG - TAM 2nd-04:37, SMU 2nd-00:26.
Largest lead - TAM by 17 2nd-04:23, SMU by 6 1st-15:55.

Score tied - 2 times.
Lead changed - 1 time.

Official Basketball Box Score -- Game Totals -- Final Statistics
Samford vs Texas A&M
11/20/09 7:05 p.m. at College Station, Texas (Reed Arena)

3

Samford 49 • 0-4

##	Player		Total FG-FGA	3-Ptr FG-FGA	FT-FTA	Rebounds Off	Def	Tot	PF	TP	A	TO	Blk	Stl	Min
04	DAVIS, Josh	*	3-6	1-4	0-0	1	4	5	1	7	3	0	0	1	37
05	MERRITT, Jeffrey	*	3-5	0-1	0-1	1	7	8	3	6	0	3	0	2	32
11	MONTGOMERY, Trey	*	3-11	2-4	0-0	2	1	3	0	8	2	2	0	0	34
13	FRIDAY, Bryan	*	1-6	0-2	0-2	0	3	3	2	2	2	3	2	0	32
32	KING, Andy	*	6-9	5-8	0-0	0	2	2	2	17	2	1	0	0	25
12	PETERSON, John		2-4	0-2	0-0	0	0	0	0	4	1	0	0	0	8
14	JOHNSON, Kaylin		2-5	1-3	0-0	1	1	2	1	5	0	1	0	0	15
21	WOOTEN, Gregg		0-0	0-0	0-0	0	0	0	0	0	0	0	0	0	2
23	FRIDAY, Matthew		0-1	0-0	0-2	2	2	4	2	0	5	2	0	0	15
	Team					1	0	1							
	Totals		20-47	9-24	0-5	8	20	28	11	49	15	12	2	3	200

FG % 1st Half: 14-27 51.9% 2nd half: 6-20 30.0% Game: 20-47 42.6%
3FG % 1st Half: 7-15 46.7% 2nd half: 2-9 22.2% Game: 9-24 37.5%
FT % 1st Half: 0-2 0.0% 2nd half: 0-3 0.0% Game: 0-5 0.0%
Deadball Rebounds 2

Texas A&M 68 • 3-0

##	Player		Total FG-FGA	3-Ptr FG-FGA	FT-FTA	Rebounds Off	Def	Tot	PF	TP	A	TO	Blk	Stl	Min
00	Davis, Bryan	*	1-2	0-0	1-2	2	3	5	0	3	2	0	1	2	25
03	Roland, Derrick	*	6-8	0-2	2-2	0	5	5	1	14	2	1	1	2	31
05	Harris, Dash	*	4-7	2-4	1-2	0	1	1	0	11	7	0	0	0	27
15	Sloan, Donald	*	7-11	5-6	3-4	0	6	6	2	22	4	1	0	1	31
45	Walkup, Nathan	*	2-5	2-5	0-0	0	3	3	0	6	1	0	0	0	25
02	Lewis, Derrek		0-0	0-0	0-0	0	0	0	1	0	0	1	1	0	4
10	Loubeau, David		1-4	0-0	3-6	3	1	4	0	5	1	0	1	1	19
11	Holmes, B.J.		1-2	1-2	0-0	0	1	1	0	3	0	1	0	0	13
12	Blaszczyk, James		0-0	0-0	0-0	0	0	0	0	0	0	0	0	0	1
14	Darko, Andrew		0-0	0-0	0-0	0	0	0	1	0	0	0	0	0	2
22	Middleton, Khris		0-4	0-3	0-0	0	1	1	2	0	0	0	0	0	7
23	Hibbert, Naji		1-3	1-1	1-2	2	1	3	2	4	0	1	0	1	15
	Team					0	0	0							
	Totals		23-46	11-23	11-18	7	22	29	9	68	17	5	4	7	200

FG % 1st Half: 12-24 50.0% 2nd half: 11-22 50.0% Game: 23-46 50.0%
3FG % 1st Half: 6-12 50.0% 2nd half: 5-11 45.5% Game: 11-23 47.8%
FT % 1st Half: 6-8 75.0% 2nd half: 5-10 50.0% Game: 11-18 61.1%
Deadball Rebounds 3

Officials: Steve Olson, Darron George, Keith Kimble
Technical fouls: Samford-None. Texas A&M-None.
Attendance: 8329

Score by periods	1st	2nd	Total
Samford	35	14	**49**
Texas A&M	36	32	**68**

Points	In Paint	Off T/O	2nd Chance	Fast Break	Bench
SAM	18	6	2	2	9
TAM	18	10	9	9	12

Last FG - SAM 2nd-00:09, TAM 2nd-02:28.
Largest lead - SAM by 7 1st-15:27, TAM by 22 2nd-02:28.

Score tied - 2 times.
Lead changed - 6 times.

Boxscores

Official Basketball Box Score -- Game Totals -- Final Statistics
Texas A&M vs Clemson
11/26/09 1:30 PM at Anaheim, CA

4

Texas A&M 69 • 5-0

##	Player		Total FG-FGA	3-Ptr FG-FGA	FT-FTA	Rebounds Off	Def	Tot	PF	TP	A	TO	Blk	Stl	Min
00	Davis, Bryan	f	3-6	0-0	4-8	1	7	8	4	10	1	2	0	1	24
45	Walkup, Nathan	f	1-3	1-2	0-0	0	1	1	4	3	1	0	0	0	15
03	Roland, Derrick	g	2-7	0-3	0-0	0	1	1	3	4	2	3	0	0	20
05	Harris, Dash	g	0-2	0-0	2-5	1	4	5	1	2	2	3	0	1	24
15	Sloan, Donald	g	4-11	0-4	1-5	1	4	5	2	9	2	5	0	0	33
10	Loubeau, David		5-8	0-0	2-4	4	5	9	2	12	1	0	0	0	27
11	Holmes, B.J.		3-7	3-5	11-12	1	4	5	2	20	2	4	0	2	20
22	Middleton, Khris		3-4	1-1	0-1	1	1	2	2	7	0	0	0	3	13
23	Hibbert, Naji		1-1	0-0	0-0	0	3	3	1	2	1	2	0	1	24
	Team					3	3	6							
	Totals		22-49	5-15	20-35	12	33	45	21	69	12	19	0	8	200

FG % 1st Half: 13-32 40.6% 2nd half: 9-17 52.9% Game: 22-49 44.9%
3FG % 1st Half: 3-10 30.0% 2nd half: 2-5 40.0% Game: 5-15 33.3%
FT % 1st Half: 4-9 44.4% 2nd half: 16-26 61.5% Game: 20-35 57.1%

Deadball Rebounds 7

Clemson 60 • 3-1

##	Player		Total FG-FGA	3-Ptr FG-FGA	FT-FTA	Rebounds Off	Def	Tot	PF	TP	A	TO	Blk	Stl	Min
15	Potter, David	f	3-6	2-4	0-0	1	2	3	5	8	0	1	0	2	25
35	Booker, Trevor	f	7-17	0-2	4-5	0	6	6	3	18	1	3	1	0	35
45	Grant, Jerai	c	1-3	0-0	1-5	3	0	3	3	3	0	1	0	2	14
02	Stitt, Demontez	g	1-8	0-2	3-4	1	4	5	5	5	2	4	0	2	29
05	Smith, Tanner	g	3-7	1-3	7-8	1	4	5	3	14	3	3	1	2	31
01	Johnson, Noel		0-3	0-2	0-0	1	1	2	0	0	1	1	0	0	7
11	Young, Andre		0-3	0-2	1-2	0	0	0	5	1	1	1	0	2	22
21	Narcisse, Bryan		3-5	0-1	1-2	1	2	3	2	7	1	2	1	1	14
24	Jennings, Milton		1-3	0-1	0-2	1	2	3	2	2	0	0	0	0	12
31	Booker, Devin		1-2	0-0	0-0	1	0	1	0	2	0	1	0	0	6
32	Hill, Donte		0-2	0-1	0-0	0	0	0	0	0	1	1	0	1	5
	Team					4	2	6							
	Totals		20-59	3-18	17-28	14	23	37	28	60	10	18	3	12	200

FG % 1st Half: 7-29 24.1% 2nd half: 13-30 43.3% Game: 20-59 33.9%
3FG % 1st Half: 1-9 11.1% 2nd half: 2-9 22.2% Game: 3-18 16.7%
FT % 1st Half: 5-9 55.6% 2nd half: 12-19 63.2% Game: 17-28 60.7%

Deadball Rebounds 3

Officials: Mike Eggars, Randy Heimerman, Mark Reischling
Technical fouls: Texas A&M-None. Clemson-None.
Attendance: 2117
2009 76 Classic Game 2

Score by periods	1st	2nd	Total
Texas A&M	33	36	**69**
Clemson	20	40	**60**

Points	In Paint	Off T/O	2nd Chance	Fast Break	Bench
TAM	30	14	10	0	41
CU	26	15	9	2	12

Score tied - 3 times.
Lead changed - 1 time.

Last FG - TAM 2nd-04:27, CU 2nd-00:28.
Largest lead - TAM by 17 2nd-17:18, CU by 6 1st-16:00.

Official Basketball Box Score -- Game Totals -- Final Statistics
West Virginia vs Texas A&M
11/27/09 11:30 AM at Anaheim, CA

5

West Virginia 73 • 4-0

##	Player		Total FG-FGA	3-Ptr FG-FGA	FT-FTA	Rebounds Off	Def	Tot	PF	TP	A	TO	Blk	Stl	Min
01	BUTLER, Da'Sean	f	5-11	2-6	5-6	1	4	5	3	17	5	1	0	0	32
05	JONES, Kevin	f	4-6	2-3	1-2	2	3	5	2	11	0	1	0	0	29
35	SMITH, Wellington	f	2-2	2-2	0-0	1	0	1	4	6	3	1	0	1	19
25	BRYANT, Darryl	g	4-8	0-1	4-5	0	0	0	2	12	4	3	0	0	34
33	MITCHELL, Casey	g	1-9	0-4	0-0	0	1	1	1	2	0	2	0	1	17
02	THOROUGHMAN, Cam		0-0	0-0	2-3	0	1	1	4	2	0	0	1	0	15
03	EBANKS, Devin		4-6	1-2	5-5	1	8	9	2	14	0	3	1	2	29
21	MAZZULLA, Joe		1-1	0-0	0-1	0	0	0	2	2	1	2	0	0	6
30	JENNINGS, Dan		0-0	0-0	0-0	0	0	0	1	0	0	0	0	0	2
32	PEPPER, Dalton		2-3	1-2	0-0	0	0	0	0	5	1	0	0	0	7
41	FLOWERS, John		1-1	0-0	0-0	0	1	1	4	2	3	2	0	0	10
	Team					4	2	6				1			
	Totals		24-47	8-20	17-22	9	20	29	25	73	17	16	2	4	200

FG % 1st Half: 11-26 42.3% 2nd half: 13-21 61.9% Game: 24-47 51.1%
3FG % 1st Half: 3-9 33.3% 2nd half: 5-11 45.5% Game: 8-20 40.0%
FT % 1st Half: 7-8 87.5% 2nd half: 10-14 71.4% Game: 17-22 77.3%

Deadball Rebounds 0

Texas A&M 66 • 4-1

##	Player		Total FG-FGA	3-Ptr FG-FGA	FT-FTA	Rebounds Off	Def	Tot	PF	TP	A	TO	Blk	Stl	Min
00	Davis, Bryan	f	2-6	0-0	2-8	7	3	10	5	6	0	1	0	1	24
45	Walkup, Nathan	f	4-6	0-1	1-2	1	0	1	1	9	0	1	0	0	21
03	Roland, Derrick	g	3-9	0-1	2-2	2	1	3	4	8	1	2	0	0	24
05	Harris, Dash	g	1-1	0-0	0-1	1	5	6	2	2	2	2	0	3	22
15	Sloan, Donald	g	6-11	0-2	6-8	0	3	3	3	18	2	4	1	2	31
10	Loubeau, David		1-5	0-0	1-3	0	1	1	2	3	0	2	0	0	25
11	Holmes, B.J.		5-9	2-3	6-7	2	1	3	3	18	0	3	0	1	25
22	Middleton, Khris		0-0	0-0	0-0	0	0	0	3	0	0	0	0	0	8
23	Hibbert, Naji		1-3	0-1	0-0	0	3	3	2	2	1	1	0	1	20
	Team					3	2	5							
	Totals		23-50	2-8	18-31	16	19	35	25	66	6	16	1	8	200

FG % 1st Half: 12-25 48.0% 2nd half: 11-25 44.0% Game: 23-50 46.0%
3FG % 1st Half: 1-3 33.3% 2nd half: 1-5 20.0% Game: 2-8 25.0%
FT % 1st Half: 9-14 64.3% 2nd half: 9-17 52.9% Game: 18-31 58.1%

Deadball Rebounds 4

Officials: Gerry Pollard, Kipp Kissinger, Bill Kennedy
Technical fouls: West Virginia-None. Texas A&M-None.
Attendance: 2067
2009 76 Classic Game 5

Score by periods	1st	2nd	Total
West Virginia	32	41	**73**
Texas A&M	34	32	**66**

Points	In Paint	Off T/O	2nd Chance	Fast Break	Bench
WVU	16	26	5	0	25
TAM	36	15	11	2	23

Score tied - 9 times.
Lead changed - 9 times.

Last FG - WVU 2nd-00:44, TAM 2nd-00:31.
Largest lead - WVU by 11 2nd-11:47, TAM by 6 1st-04:32.

Official Basketball Box Score -- Game Totals -- Final Statistics
Texas A&M vs Minnesota
11/29/09 2:00 PM at Anaheim, CA

6

Texas A&M 66 • 5-1

##	Player		Total FG-FGA	3-Ptr FG-FGA	FT-FTA	Rebounds Off	Def	Tot	PF	TP	A	TO	Blk	Stl	Min
00	Davis, Bryan	f	2-6	0-0	3-7	3	4	7	3	7	0	3	3	3	29
45	Walkup, Nathan	f	4-8	2-5	1-4	4	2	6	3	11	1	2	0	0	25
03	Roland, Derrick	g	7-12	1-2	4-6	2	1	3	0	19	0	1	2	1	28
05	Harris, Dash	g	1-1	1-1	3-4	0	5	5	4	6	3	1	0	2	22
15	Sloan, Donald	g	3-12	0-1	3-7	1	4	5	1	9	0	2	0	0	30
10	Loubeau, David		1-4	0-0	2-2	1	3	4	2	4	0	2	0	0	19
11	Holmes, B.J.		4-7	2-3	0-2	0	0	0	2	10	1	2	0	0	26
22	Middleton, Khris		0-2	0-2	0-0	0	0	0	1	0	0	1	0	0	7
23	Hibbert, Naji		0-2	0-0	0-0	0	4	4	2	0	1	0	0	0	14
	Team					4	3	7							
	Totals		22-54	6-14	16-32	15	26	41	18	66	6	14	5	6	200

FG % 1st Half: 14-31 45.2% 2nd half: 8-23 34.8% Game: 22-54 40.7%
3FG % 1st Half: 5-11 45.5% 2nd half: 1-3 33.3% Game: 6-14 42.9%
FT % 1st Half: 5-6 83.3% 2nd half: 11-26 42.3% Game: 16-32 50.0%

Deadball Rebounds 8

Minnesota 65 • 4-2

##	Player		Total FG-FGA	3-Ptr FG-FGA	FT-FTA	Rebounds Off	Def	Tot	PF	TP	A	TO	Blk	Stl	Min
34	Johnson, Damian	f	3-5	1-2	5-7	0	3	3	4	12	0	1	0	0	30
45	Iverson, Colton	f	5-13	0-0	4-7	6	6	12	4	14	1	5	1	0	35
50	Sampson III, Ralph	c	3-5	0-0	1-2	2	3	5	3	7	1	1	0	0	21
05	Joseph, Devoe	g	3-8	0-1	2-2	0	3	3	2	8	3	3	0	1	27
24	Hoffarber, Blake	g	0-4	0-2	0-0	0	4	4	2	0	3	1	0	0	24
00	Nolen, Al		2-6	1-1	0-0	1	1	2	5	5	4	2	0	1	15
01	Carter, Paul		4-9	0-0	5-7	1	3	4	3	13	0	0	0	2	20
03	Cobbs, Justin		1-2	0-1	0-0	0	0	0	0	2	0	0	0	0	8
20	Westbrook, Lawrence		1-4	1-1	1-2	0	1	1	3	4	0	2	1	1	14
33	Williams, Rodney		0-1	0-1	0-0	0	0	0	0	0	0	1	0	0	6
	Team					5	2	7							
	Totals		22-57	3-9	18-27	15	26	41	26	65	12	16	2	5	200

FG % 1st Half: 12-30 40.0% 2nd half: 10-27 37.0% Game: 22-57 38.6%
3FG % 1st Half: 1-5 20.0% 2nd half: 2-4 50.0% Game: 3-9 33.3%
FT % 1st Half: 4-7 57.1% 2nd half: 14-20 70.0% Game: 18-27 66.7%

Deadball Rebounds 3

Officials: Warren Evans, Kipp Kissinger, Rick Randall
Technical fouls: Texas A&M-None. Minnesota-None.
Attendance: 2247
2009 76 Classic Game 10

Score by periods	1st	2nd	Total
Texas A&M	38	28	**66**
Minnesota	29	36	**65**

Points	In Paint	Off T/O	2nd Chance	Fast Break	Bench
TAM	22	24	12	0	14
MINN	28	9	13	0	24

Score tied - 1 time.
Lead changed - 1 time.

Last FG - TAM 2nd-03:17, MINN 2nd-00:26.
Largest lead - TAM by 11 1st-03:14, MINN by 8 1st-12:44.

Official Basketball Box Score -- Game Totals -- Final Statistics
Prairie View A&M vs Texas A&M
12/02/09 8:05 p.m. at College Station, Texas

7

Prairie View A&M 59 • 3-3

##	Player		Total FG-FGA	3-Ptr FG-FGA	FT-FTA	Rebounds Off	Def	Tot	PF	TP	A	TO	Blk	Stl	Min
03	RICHMAN,Alex	*	1-4	1-4	0-0	0	3	3	1	3	1	1	0	3	19
10	GRIFFIN,Michael	*	6-16	3-7	1-2	1	1	2	3	16	2	5	0	2	29
33	HUGEE,Darnell	*	1-6	0-0	0-0	1	1	2	5	2	1	2	0	0	16
41	MEADOWS,Tim	*	1-3	1-3	0-0	0	2	2	4	3	4	1	0	2	30
44	McDANIEL,Dorian	*	4-5	2-2	1-1	3	4	7	3	11	0	1	0	0	26
02	GATES,Phillip		0-0	0-0	0-0	0	0	0	0	0	0	0	0	0	3
05	SIGHTS,Chris		1-5	0-2	1-2	0	1	1	1	3	4	2	0	3	20
21	WEBB,Michael		0-0	0-0	1-2	0	1	1	1	1	0	0	0	0	6
24	KORNEGAY,Duwan		1-7	1-5	0-0	3	0	3	3	3	0	3	0	0	18
25	GREEN,Grady		2-7	0-0	0-0	0	2	2	0	4	0	1	1	0	14
32	GARRISON,Tarrence		3-5	0-0	0-0	0	2	2	1	6	0	0	1	0	12
34	WEBB,Brandon		3-4	0-0	1-2	1	1	2	1	7	1	0	1	0	7
	Team					4	2	6							
	Totals		23-62	8-23	5-9	13	20	33	23	59	13	16	3	10	200

FG % 1st Half: 9-28 32.1% 2nd half: 14-34 41.2% Game: 23-62 37.1%
3FG % 1st Half: 4-12 33.3% 2nd half: 4-11 36.4% Game: 8-23 34.8%
FT % 1st Half: 3-5 60.0% 2nd half: 2-4 50.0% Game: 5-9 55.6%

Deadball Rebounds 2

Texas A&M 84 • 6-1

##	Player		Total FG-FGA	3-Ptr FG-FGA	FT-FTA	Rebounds Off	Def	Tot	PF	TP	A	TO	Blk	Stl	Min
00	Davis, Bryan	*	1-4	0-0	3-4	2	3	5	2	5	2	3	2	2	18
03	Roland, Derrick	*	4-7	2-5	0-0	0	3	3	0	10	4	3	1	0	23
05	Harris, Dash	*	2-4	1-3	2-2	0	2	2	0	7	5	3	1	0	22
15	Sloan, Donald	*	3-7	1-3	4-4	1	3	4	0	11	0	1	0	0	25
45	Walkup, Nathan	*	2-5	0-3	1-1	2	3	5	1	5	1	0	0	2	16
02	Lewis, Derrek		1-2	1-2	1-2	0	0	0	2	4	0	0	0	0	4
10	Loubeau, David		3-4	0-0	1-2	0	1	1	3	7	1	0	0	0	19
11	Holmes, B.J.		1-2	1-2	2-2	0	3	3	3	5	1	2	1	1	21
12	Blaszcyk, James		1-1	0-0	0-0	0	0	0	0	2	0	0	0	0	3
14	Darko, Andrew		0-1	0-1	0-0	0	0	0	1	0	2	1	0	0	2
22	Middleton, Khris		6-10	4-8	1-3	2	5	7	1	17	1	2	0	1	22
23	Hibbert, Naji		3-5	2-4	3-5	1	3	4	0	11	2	2	0	0	21
24	Schepel, Shawn		0-1	0-0	0-0	1	1	2	0	0	0	0	0	0	2
33	Carrell, Marshall		0-0	0-0	0-0	0	0	0	0	0	0	0	0	0	2
	Team					1	1	2							
	Totals		27-53	12-31	18-25	10	28	38	13	84	19	17	5	6	200

FG % 1st Half: 12-23 52.2% 2nd half: 15-30 50.0% Game: 27-53 50.9%
3FG % 1st Half: 5-12 41.7% 2nd half: 7-19 36.8% Game: 12-31 38.7%
FT % 1st Half: 6-9 66.7% 2nd half: 12-16 75.0% Game: 18-25 72.0%

Deadball Rebounds 3

Officials: Randy Heimerman, K.C. Ely, Kevin Mathis
Technical fouls: Prairie View A&M-None. Texas A&M-None.
Attendance: 9151

Score by periods	1st	2nd	Total
Prairie View A&M	25	34	**59**
Texas A&M	35	49	**84**

Points	In Paint	Off T/O	2nd Chance	Fast Break	Bench
PVAMBB	18	13	13	10	24
TAM	26	21	7	21	46

Score tied - 1 time.
Lead changed - 1 time.

Last FG - PVAMBB 2nd-00:49, TAM 2nd-00:06.
Largest lead - PVAMBB by 9 1st-16:04, TAM by 29 2nd-06:08.

Boxscores

Official Basketball Box Score -- Game Totals -- Final Statistics
Akron vs Texas A&M
12/04/09 7:05 p.m. at College Station, Texas

8

Akron 62 • 4-3

##	Player		Total FG-FGA	3-Ptr FG-FGA	FT-FTA	Rebounds Off	Def	Tot	PF	TP	A	TO	Blk	Stl	Min
12	ROBERTS, Darryl	*	4-6	2-4	2-2	1	5	6	1	12	2	2	0	0	35
23	McKNIGHT, Brett	*	3-12	1-1	0-0	4	1	5	2	7	1	1	0	0	18
24	HITCHENS, Anthony	*	1-10	0-5	0-0	0	2	2	5	2	2	3	0	0	22
32	CONYERS, Jimmy	*	4-7	0-1	3-3	2	3	5	3	11	0	2	0	0	24
44	MARSHALL, Zeke	*	2-6	0-0	2-5	6	3	9	4	6	0	2	4	0	22
01	STEWARD, Ronnie		0-0	0-0	0-0	0	0	0	1	0	2	1	0	0	6
04	McNEES, Steve		2-5	2-4	0-0	0	0	0	4	6	2	1	0	0	16
05	McCLANAHAN, Brett		0-3	0-3	0-0	2	2	4	2	0	1	0	0	0	16
13	CVETINOVIC, Nikola		3-6	0-0	0-0	1	5	6	1	6	0	3	0	0	19
30	McKNIGHT, Chris		4-7	2-3	2-3	0	1	1	1	12	0	1	0	1	17
54	BARDO, Mike		0-1	0-0	0-0	0	1	1	1	0	0	1	1	0	5
	Team					2	2	4							
	Totals		23-63	7-21	9-13	18	25	43	25	62	10	17	5	1	200

							Deadball Rebounds
FG % 1st Half:	8-29	27.6%	2nd half:	15-34	44.1%	Game: 23-63	36.5%	0
3FG % 1st Half:	3-8	37.5%	2nd half:	4-13	30.8%	Game: 7-21	33.3%	
FT % 1st Half:	4-6	66.7%	2nd half:	5-7	71.4%	Game: 9-13	69.2%	

Texas A&M 74 • 7-1

##	Player		Total FG-FGA	3-Ptr FG-FGA	FT-FTA	Rebounds Off	Def	Tot	PF	TP	A	TO	Blk	Stl	Min
00	Davis, Bryan	*	1-4	0-0	9-12	2	5	7	1	11	1	1	2	1	27
03	Roland, Derrick	*	5-10	2-5	3-4	5	3	8	0	15	0	1	0	1	31
05	Harris, Dash	*	1-5	1-1	4-4	1	3	4	3	7	8	0	0	4	26
15	Sloan, Donald	*	6-13	1-3	4-4	1	2	3	1	17	2	1	0	4	32
45	Walkup, Nathan	*	3-4	0-1	0-0	1	3	4	4	6	1	0	2	0	26
10	Loubeau, David		3-8	0-0	1-2	1	1	2	2	7	0	0	0	0	18
11	Holmes, B.J.		1-4	0-2	6-8	0	3	3	1	8	1	4	0	1	20
22	Middleton, Khris		1-2	1-2	0-0	0	1	1	1	3	0	0	0	0	7
23	Hibbert, Naji		0-3	0-1	0-2	1	3	4	1	0	1	1	0	0	13
	Team					1	2	3							
	Totals		21-53	5-15	27-36	13	26	39	14	74	14	8	4	11	200

							Deadball Rebounds
FG % 1st Half:	8-26	30.8%	2nd half:	13-27	48.1%	Game: 21-53	39.6%	3
3FG % 1st Half:	2-7	28.6%	2nd half:	3-8	37.5%	Game: 5-15	33.3%	
FT % 1st Half:	8-14	57.1%	2nd half:	19-22	86.4%	Game: 27-36	75.0%	

Officials: David Hall, J.B.Caldwell, John Higgins
Technical fouls: Akron-None. Texas A&M-None.
Attendance: 7668

Score by periods	1st	2nd	Total
Akron	23	39	**62**
Texas A&M	26	48	**74**

	In Paint	Off T/O	2nd Chance	Fast Break	Bench
Points					
AKRON	26	6	20	2	24
TAM	28	19	15	6	18

Last FG - AKRON 2nd-00:35, TAM 2nd-03:36.
Largest lead - AKRON by 2 1st-19:24, TAM by 16 2nd-02:03.

Score tied - 1 time.
Lead changed - 1 time.

Official Basketball Box Score -- Game Totals -- Final Statistics
North Texas vs Texas A&M
12/07/09 7:05 p.m. at College Station, Texas (Reed Arena)

9

North Texas 65 • 5-3

##	Player		Total FG-FGA	3-Ptr FG-FGA	FT-FTA	Rebounds Off	Def	Tot	PF	TP	A	TO	Blk	Stl	Min
04	Odufuwa, George	*	5-8	0-0	2-4	5	4	9	3	12	1	3	0	1	31
10	White, Josh	*	5-13	1-4	4-6	2	0	2	1	15	5	3	0	0	38
14	Thompson, Tristan	*	3-8	0-2	3-3	1	2	3	0	9	2	2	0	1	26
23	Thomas, Richard	*	1-5	1-3	2-2	0	4	4	4	5	3	1	1	2	31
25	Tramiel, Eric	*	6-11	1-4	4-7	2	4	6	5	17	2	2	1	2	31
03	Williams, Alzee		0-0	0-0	0-0	0	0	0	0	0	0	1	0	0	3
15	Knox, Ben		0-0	0-0	0-0	0	0	0	1	0	0	0	1	0	3
21	Shorter, Shannon		1-3	0-1	0-0	0	0	0	4	2	1	2	0	0	22
30	Holmen, Jacob		1-4	1-2	0-0	1	0	1	0	3	0	0	1	0	9
42	Spencer, Cameron		1-2	0-0	0-0	1	2	3	3	2	0	0	0	1	6
	Team					2	1	3							
	Totals		23-54	4-16	15-22	14	17	31	21	65	14	14	4	7	200

							Deadball Rebounds
FG % 1st Half:	9-18	50.0%	2nd half:	14-36	38.9%	Game: 23-54	42.6%	2
3FG % 1st Half:	1-7	14.3%	2nd half:	3-9	33.3%	Game: 4-16	25.0%	
FT % 1st Half:	6-8	75.0%	2nd half:	9-14	64.3%	Game: 15-22	68.2%	

Texas A&M 75 • 8-1

##	Player		Total FG-FGA	3-Ptr FG-FGA	FT-FTA	Rebounds Off	Def	Tot	PF	TP	A	TO	Blk	Stl	Min
00	Davis, Bryan	*	6-9	0-0	3-6	1	5	6	3	15	0	1	3	0	21
03	Roland, Derrick	*	4-7	1-3	1-2	2	2	4	1	10	2	2	0	1	31
05	Harris, Dash	*	2-6	1-4	0-0	1	3	4	2	5	1	1	0	0	25
15	Sloan, Donald	*	5-8	1-2	10-10	1	2	3	2	21	4	1	0	1	34
45	Walkup, Nathan	*	1-5	1-3	0-0	1	1	2	4	3	0	2	0	1	15
10	Loubeau, David		5-7	0-0	2-2	1	3	4	4	12	0	1	0	0	25
11	Holmes, B.J.		2-5	1-2	4-4	0	0	0	1	9	0	1	0	0	20
12	Blaszcyk, James		0-0	0-0	0-0	0	0	0	0	0	0	0	0	0	1
22	Middleton, Khris		0-1	0-0	0-0	1	2	3	3	0	1	1	0	0	16
23	Hibbert, Naji		0-2	0-0	0-0	0	3	3	0	0	2	0	0	0	12
	Team					1	1	2							
	Totals		25-50	5-14	20-24	9	22	31	20	75	10	10	3	3	200

							Deadball Rebounds
FG % 1st Half:	18-28	64.3%	2nd half:	7-22	31.8%	Game: 25-50	50.0%	3
3FG % 1st Half:	4-8	50.0%	2nd half:	1-6	16.7%	Game: 5-14	35.7%	
FT % 1st Half:	0-0	0.0%	2nd half:	20-24	83.3%	Game: 20-24	83.3%	

Officials: Steve Welmer, Tom Eades, Darron George
Technical fouls: North Texas-None. Texas A&M-None.
Attendance: 6366

Score by periods	1st	2nd	Total
North Texas	25	40	**65**
Texas A&M	40	35	**75**

	In Paint	Off T/O	2nd Chance	Fast Break	Bench
Points					
NT	34	12	13	6	7
TAM	28	15	8	6	21

Last FG - NT 2nd-00:18, TAM 2nd-03:23.
Largest lead - NT by 3 1st-17:26, TAM by 19 1st-01:13.

Score tied - 3 times.
Lead changed - 6 times.

Official Basketball Box Score -- Game Totals -- Final Statistics
New Mexico vs Texas A&M
12-12-09 5 p.m. at Houston, Texas - Toyota Center

10

New Mexico 84 • 10-0

##	Player		Total FG-FGA	3-Ptr FG-FGA	FT-FTA	Rebounds Off	Def	Tot	PF	TP	A	TO	Blk	Stl	Min
00	HARDEMAN, A.J.	f	1-2	0-0	3-4	3	4	7	4	5	0	2	2	0	15
30	MARTINEZ, Roman	f	7-13	4-7	4-5	4	3	7	2	22	1	2	0	0	38
01	HOBSON, Darington	g	6-12	2-5	4-7	0	5	5	1	18	3	3	1	1	36
05	GARY, Dairese	g	3-6	1-1	7-8	0	4	4	5	14	6	1	1	0	31
23	MCDONALD, Phillip	g	4-7	2-3	0-0	1	3	4	1	10	0	3	0	1	27
03	DENNIS, Curtis		0-0	0-0	0-0	0	0	0	0	0	1	0	0	0	2
04	ADAMS, Chad		0-0	0-0	0-2	0	2	2	0	0	0	0	0	0	2
11	GARTH, Nate		1-3	1-1	2-2	0	2	2	1	5	2	1	0	1	14
13	FENTON, Jamal		2-3	0-0	1-4	0	1	1	3	5	0	0	0	1	13
15	BROWN, Will		2-5	0-0	1-2	2	3	5	4	5	1	1	1	1	22
	Team					1	1	2							
	Totals		26-51	10-17	22-34	11	28	39	21	84	14	13	5	5	200

							Deadball Rebounds
FG % 1st Half:	13-27	48.1%	2nd half:	13-24	54.2%	Game: 26-51	51.0%	5
3FG % 1st Half:	6-11	54.5%	2nd half:	4-6	66.7%	Game: 10-17	58.8%	
FT % 1st Half:	8-15	53.3%	2nd half:	14-19	73.7%	Game: 22-34	64.7%	

Texas A&M 81 • 8-2

##	Player		Total FG-FGA	3-Ptr FG-FGA	FT-FTA	Rebounds Off	Def	Tot	PF	TP	A	TO	Blk	Stl	Min
00	Davis, Bryan	f	4-8	0-0	2-3	3	4	7	4	10	1	1	2	0	25
45	Walkup, Nathan	f	3-7	1-4	0-2	0	4	4	2	7	2	0	0	1	18
03	Roland, Derrick	g	0-3	0-2	0-0	0	1	1	5	0	1	3	1	0	14
05	Harris, Dash	g	1-3	0-1	4-6	0	3	3	1	6	2	2	0	0	27
15	Sloan, Donald	g	10-15	4-7	5-5	0	3	3	5	29	2	5	0	0	33
02	Lewis, Derrek		0-0	0-0	0-0	0	0	0	1	0	0	0	0	0	2
10	Loubeau, David		3-3	0-0	2-4	1	3	4	2	8	0	0	0	0	19
11	Holmes, B.J.		3-12	2-9	6-7	0	0	0	2	14	1	0	0	2	33
22	Middleton, Khris		3-6	1-4	0-0	3	2	5	3	7	3	0	0	1	21
23	Hibbert, Naji		0-1	0-1	0-0	0	0	0	3	0	0	0	0	0	8
	Team					2	1	3							
	Totals		27-58	8-28	19-27	9	21	30	28	81	12	11	3	4	200

							Deadball Rebounds
FG % 1st Half:	10-27	37.0%	2nd half:	17-31	54.8%	Game: 27-58	46.6%	2
3FG % 1st Half:	3-13	23.1%	2nd half:	5-15	33.3%	Game: 8-28	28.6%	
FT % 1st Half:	6-9	66.7%	2nd half:	13-18	72.2%	Game: 19-27	70.4%	

Officials: John Higgins, Dan Chrisman, Mike Thibodeaux
Technical fouls: New Mexico-None. Texas A&M-None.
Attendance: 7757

Score by periods	1st	2nd	Total
New Mexico	40	44	**84**
Texas A&M	29	52	**81**

	In Paint	Off T/O	2nd Chance	Fast Break	Bench
Points					
NM	18	13	8	2	15
TAM	30	17	14	2	29

Last FG - NM 2nd-00:36, TAM 2nd-00:10.
Largest lead - NM by 18 2nd-12:29, TAM by 2 1st-19:31.

Score tied - 0 times.
Lead changed - 1 time.

Official Basketball Box Score -- Game Totals -- Final Statistics
The Citadel vs Texas A&M
12/19/09 8:05 p.m. at College Station, Texas (Reed Arena)

11

The Citadel 50 • 6-6

##	Player		Total FG-FGA	3-Ptr FG-FGA	FT-FTA	Rebounds Off	Def	Tot	PF	TP	A	TO	Blk	Stl	Min
00	WOLFINGER, Joe	*	3-7	0-3	0-0	1	1	2	4	6	0	0	0	0	19
03	MORABBI, Cosmo	*	0-5	0-3	0-0	0	1	1	4	0	0	0	0	1	23
15	URBANUS, Zach	*	3-10	2-6	2-2	1	5	6	2	10	3	3	0	0	39
22	WELLS, Cameron	*	11-19	2-4	4-5	0	2	2	2	28	3	2	0	1	37
45	CLARK, Matt	*	0-3	0-2	0-0	0	1	1	0	0	0	1	0	1	19
21	STREETER, Bryan		0-3	0-0	0-0	1	2	3	3	0	0	1	0	1	14
24	DAHN, Austin		1-4	1-2	0-0	0	1	1	2	3	0	4	0	3	24
31	GROSELLE, Mike		0-2	0-0	0-0	1	1	2	3	0	0	0	0	0	8
34	HOLSTON, Bo		0-2	0-1	3-4	1	1	2	1	3	2	2	0	1	17
	Team					4	2	6							
	Totals		18-55	5-21	9-11	9	17	26	21	50	8	13	0	8	200

							Deadball Rebounds
FG % 1st Half:	5-22	22.7%	2nd half:	13-33	39.4%	Game: 18-55	32.7%	0
3FG % 1st Half:	1-9	11.1%	2nd half:	4-12	33.3%	Game: 5-21	23.8%	
FT % 1st Half:	0-0	0.0%	2nd half:	9-11	81.8%	Game: 9-11	81.8%	

Texas A&M 71 • 9-2

##	Player		Total FG-FGA	3-Ptr FG-FGA	FT-FTA	Rebounds Off	Def	Tot	PF	TP	A	TO	Blk	Stl	Min
00	Davis, Bryan	*	2-2	0-0	3-4	2	7	9	4	7	1	3	3	1	20
03	Roland, Derrick	*	3-7	1-3	2-3	0	2	2	1	9	2	2	0	0	25
05	Harris, Dash	*	0-1	0-1	0-0	0	1	1	3	0	1	1	1	0	22
15	Sloan, Donald	*	6-9	2-4	3-5	1	3	4	0	17	4	2	0	1	27
45	Walkup, Nathan	*	4-6	4-6	0-2	0	4	4	2	12	1	0	0	0	18
02	Lewis, Derrek		0-2	0-1	0-0	0	0	0	0	0	0	0	0	0	4
10	Loubeau, David		3-6	0-0	0-0	4	4	8	1	6	0	2	1	0	23
11	Holmes, B.J.		1-6	1-5	3-4	0	6	6	2	6	3	3	0	1	24
12	Blaszcyk, James		0-0	0-0	0-0	0	0	0	0	0	0	0	0	0	2
14	Darko, Andrew		0-0	0-0	1-2	0	0	0	0	1	0	0	0	0	1
22	Middleton, Khris		4-5	0-1	3-3	1	2	3	2	11	1	2	0	1	17
23	Hibbert, Naji		1-1	0-0	0-1	0	0	0	0	2	1	0	1	1	15
24	Schepel, Shawn		0-0	0-0	0-0	0	1	1	0	0	0	0	0	0	2
	Team					0	0	0							
	Totals		24-45	8-21	15-24	8	30	38	15	71	14	15	6	5	200

							Deadball Rebounds
FG % 1st Half:	12-23	52.2%	2nd half:	12-22	54.5%	Game: 24-45	53.3%	5
3FG % 1st Half:	6-14	42.9%	2nd half:	2-7	28.6%	Game: 8-21	38.1%	
FT % 1st Half:	3-3	100.0	2nd half:	12-21	57.1%	Game: 15-24	62.5%	

Officials: Terry Moore, Hal Lusk, Terry Oglesby
Technical fouls: The Citadel-None. Texas A&M-Davis, Bryan.
Attendance: 7165

Score by periods	1st	2nd	Total
The Citadel	11	39	**50**
Texas A&M	33	38	**71**

	In Paint	Off T/O	2nd Chance	Fast Break	Bench
Points					
CIT	18	12	11	5	6
TAM	22	19	6	9	26

Last FG - CIT 2nd-00:01, TAM 2nd-00:58.
Largest lead - CIT by 4 1st-18:59, TAM by 33 2nd-12:58.

Score tied - 0 times.
Lead changed - 1 time.

Boxscores

12

Official Basketball Box Score -- Game Totals -- Final Statistics
Texas A&M vs Washington
12/22/09 8:00 p.m. at Bank of America Arena - Seattle, Wash.

Texas A&M 64 • 9-3

##	Player		Total FG-FGA	3-Ptr FG-FGA	FT-FTA	Rebounds Off	Def	Tot	PF	TP	A	TO	Blk	Stl	Min
03	Roland, Derrick	f	1-2	1-1	1-2	0	1	1	1	4	1	0	0	0	16
45	Walkup, Nathan	f	3-7	0-1	0-1	2	0	2	1	6	0	0	0	1	18
00	Davis, Bryan	c	0-7	0-0	4-8	2	6	8	4	4	0	2	3	0	17
05	Harris, Dash	g	0-3	0-0	1-4	1	4	5	2	1	1	3	1	2	26
15	Sloan, Donald	g	5-20	0-4	6-6	1	4	5	1	16	5	4	0	1	37
02	Lewis, Derrek		0-0	0-0	0-0	0	0	0	0	0	0	0	0	0	1
10	Loubeau, David		3-6	0-0	0-0	1	1	2	5	6	0	2	0	0	16
11	Holmes, B.J.		5-10	5-7	2-2	3	2	5	4	17	1	3	0	1	22
12	Blaszcyk, James		0-0	0-0	0-0	0	1	1	1	0	0	0	1	0	2
21	Turner, Ray		0-1	0-0	0-0	1	4	5	1	0	0	0	0	1	8
22	Middleton, Khris		2-7	0-4	2-3	1	1	2	2	6	1	1	0	1	21
23	Hibbert, Naji		1-3	1-2	1-2	1	0	1	2	4	1	0	0	0	16
	Team					5	3	8							
	Totals		20-66	7-19	17-28	18	27	45	24	64	10	15	5	7	200

FG % 1st Half: 10-29 34.5% 2nd half: 10-37 27.0% Game: 20-66 30.3%
3FG % 1st Half: 3-8 37.5% 2nd half: 4-11 36.4% Game: 7-19 36.8%
FT % 1st Half: 9-14 64.3% 2nd half: 8-14 57.1% Game: 17-28 60.7%

Deadball Rebounds 3,1

Washington 73 • 8-2

##	Player		Total FG-FGA	3-Ptr FG-FGA	FT-FTA	Rebounds Off	Def	Tot	PF	TP	A	TO	Blk	Stl	Min
11	Bryan-Amaning, Matt	f	2-8	0-0	3-5	2	2	4	3	7	0	1	1	3	16
44	Gant, Darnell	f	2-5	0-0	1-2	1	6	7	3	5	0	0	1	0	25
02	Thomas, Isaiah	g	3-13	0-3	3-4	1	6	7	2	9	5	3	1	0	36
10	Gaddy, Abdul	g	0-3	0-1	0-0	1	1	2	4	0	0	2	0	0	9
20	Pondexter, Quincy	g	10-17	0-1	5-7	6	7	13	3	25	2	2	3	0	34
01	Overton, Venoy		3-7	0-1	6-7	2	5	7	1	12	4	4	0	1	23
12	Trent, Clarence		0-1	0-0	2-2	0	0	0	0	2	0	0	1	1	2
15	Suggs, Scott		2-5	2-3	0-0	0	2	2	2	6	1	0	0	0	24
22	Holiday, Justin		1-1	0-0	0-0	0	1	1	0	2	1	0	3	0	12
31	Turner, Elston		0-5	0-3	0-0	1	2	3	0	0	0	1	0	0	9
33	Breshers, Tyreese		1-1	0-0	3-4	0	1	1	3	5	0	0	2	1	10
	Team					5	3	8				1			
	Totals		24-66	2-12	23-31	19	36	55	21	73	13	14	12	6	200

FG % 1st Half: 9-32 28.1% 2nd half: 15-34 44.1% Game: 24-66 36.4%
3FG % 1st Half: 0-7 0.0% 2nd half: 2-5 40.0% Game: 2-12 16.7%
FT % 1st Half: 12-17 70.6% 2nd half: 11-14 78.6% Game: 23-31 74.2%

Deadball Rebounds 3

Officials: Dick Cartmell, Tony Padilla, Bruce Hicks
Technical fouls: Texas A&M-None. Washington-None.
Attendance: 10000
Sellout

Score by periods	1st	2nd	Total
Texas A&M	32	32	**64**
Washington	30	43	**73**

	In Paint	Off T/O	2nd Chance	Fast Break	Bench
TAM	22	11	5	2	33
WASH	32	16	17	2	27

Last FG - TAM 2nd-00:49, WASH 2nd-02:52.
Largest lead - TAM by 6 1st-04:28, WASH by 14 2nd-08:20.

Score tied - 5 times.
Lead changed - 6 times.

13

Official Basketball Box Score -- Game Totals -- Final Statistics
Northwestern State vs Texas A&M
01/02/10 Noon at College Station, Texas (Reed Arena)

Northwestern State 63 • 5-7

##	Player		Total FG-FGA	3-Ptr FG-FGA	FT-FTA	Rebounds Off	Def	Tot	PF	TP	A	TO	Blk	Stl	Min
01	Knight, Dominic	*	2-4	0-0	2-4	0	3	3	5	6	0	2	0	0	16
02	Brooks, Aramie	*	0-0	0-0	0-0	0	0	0	1	0	0	0	0	0	2
11	Baker, Devon	*	2-7	0-3	6-6	1	2	3	0	10	1	2	0	1	23
14	McConathy, Michael	*	1-3	0-1	0-0	0	0	0	4	2	3	3	0	0	20
42	Mosley, William	*	1-2	0-0	0-0	3	5	8	4	2	1	1	4	1	26
00	Davis, Shamir		1-6	0-0	7-8	1	3	4	2	9	2	6	0	0	17
04	Conine, John		0-0	0-0	0-0	0	0	0	0	0	0	0	0	0	1
05	McConathy, Logan		0-1	0-1	0-0	0	1	1	2	0	0	1	0	0	8
15	Pratt, Will		3-9	0-2	2-3	0	3	3	5	8	0	2	0	0	21
24	Jones, Damon		5-15	2-6	0-0	2	4	6	2	12	1	0	0	0	23
34	Clark, Charles		5-11	1-2	1-4	2	0	2	4	12	1	2	0	2	21
35	Evans, O.J.		1-3	0-0	0-0	2	3	5	2	2	1	0	3	0	17
40	Dixon, Cory		0-0	0-0	0-0	0	0	0	0	0	0	0	0	0	5
	Team					2	5	7					1		
	Totals		21-61	3-15	18-25	13	29	42	31	63	10	20	7	4	200

FG % 1st Half: 7-31 22.6% 2nd half: 14-30 46.7% Game: 21-61 34.4%
3FG % 1st Half: 2-10 20.0% 2nd half: 1-5 20.0% Game: 3-15 20.0%
FT % 1st Half: 8-8 100.0 2nd half: 10-17 58.8% Game: 18-25 72.0%

Deadball Rebounds 1,2

Texas A&M 89 • 10-3

##	Player		Total FG-FGA	3-Ptr FG-FGA	FT-FTA	Rebounds Off	Def	Tot	PF	TP	A	TO	Blk	Stl	Min
00	Davis, Bryan	*	1-2	0-0	4-5	2	10	12	2	6	4	3	2	2	23
05	Harris, Dash	*	3-5	2-2	2-6	0	1	1	1	10	5	1	0	3	25
10	Loubeau, David	*	4-7	0-0	4-7	3	2	5	3	12	0	1	0	0	20
15	Sloan, Donald	*	6-12	0-2	6-6	1	2	3	3	18	2	0	0	0	27
22	Middleton, Khris	*	2-8	0-3	4-7	2	3	5	4	8	2	1	0	1	26
02	Lewis, Derrek		2-4	2-3	2-2	1	1	2	2	8	1	1	0	1	7
11	Holmes, B.J.		1-4	1-4	2-4	0	1	1	3	5	2	1	0	0	19
12	Blaszcyk, James		0-0	0-0	0-0	0	2	2	0	0	0	1	0	0	2
14	Darko, Andrew		0-1	0-1	1-2	0	1	1	3	1	0	0	0	0	3
21	Turner, Ray		1-5	0-0	0-0	0	1	1	1	2	0	0	1	0	7
23	Hibbert, Naji		2-5	1-1	2-2	2	2	4	1	7	0	0	0	1	18
24	Schepel, Shawn		1-2	0-0	0-0	1	0	1	0	2	0	1	0	0	2
31	Chapman, Chris		0-0	0-0	0-0	0	0	0	0	0	0	0	0	0	1
33	Carrell, Marshall		0-0	0-0	0-0	0	0	0	0	0	0	0	0	0	2
45	Walkup, Nathan		2-6	2-5	4-4	0	5	5	0	10	2	0	0	2	18
	Team					1	2	3							
	Totals		25-61	8-21	31-45	13	33	46	23	89	18	10	3	10	200

FG % 1st Half: 16-34 47.1% 2nd half: 9-27 33.3% Game: 25-61 41.0%
3FG % 1st Half: 4-11 36.4% 2nd half: 4-10 40.0% Game: 8-21 38.1%
FT % 1st Half: 13-21 61.9% 2nd half: 18-24 75.0% Game: 31-45 68.9%

Deadball Rebounds 6

Officials: Hal Lusk, Andrew Walton, Brad Ferrie
Technical fouls: Northwestern State-None. Texas A&M-None.
Attendance: 7213

Score by periods	1st	2nd	Total
Northwestern State	24	39	**63**
Texas A&M	49	40	**89**

	In Paint	Off T/O	2nd Chance	Fast Break	Bench
NWLA	26	6	8	10	43
TAM	30	27	13	10	35

Last FG - NWLA 2nd-00:11, TAM 2nd-00:01.
Largest lead - NWLA None, TAM by 33 2nd-04:57.

Score tied - 0 times.
Lead changed - 0 times.

14

Official Basketball Box Score -- Game Totals -- Final Statistics
North Dakota vs Texas A&M
01/05/10 7 p.m. at College Station, Texas (Reed Arena)

North Dakota 41 • 2-14

##	Player		Total FG-FGA	3-Ptr FG-FGA	FT-FTA	Rebounds Off	Def	Tot	PF	TP	A	TO	Blk	Stl	Min
13	BLEDSOE, Travis	*	1-3	0-2	0-0	0	2	2	3	2	0	2	0	0	17
15	MERTENS, Travis	*	2-7	0-0	3-5	2	3	5	3	7	2	2	1	1	22
23	GOODMAN, Spencer	*	1-5	0-0	0-1	0	3	3	1	2	3	2	1	0	22
44	BENTER, Derek	*	4-5	2-2	1-1	1	1	2	4	11	0	4	0	1	25
45	MITCHELL, Patrick	*	1-3	1-3	2-2	0	1	1	5	5	0	3	1	0	21
02	HAUGEN, Nick		0-3	0-3	2-2	1	3	4	3	2	1	1	0	0	21
04	MATHISON, Mike		0-0	0-0	0-0	0	0	0	0	0	0	1	0	0	3
10	MONSEBROTEN, Dustin		1-1	0-0	0-0	0	1	1	0	2	1	0	0	0	7
12	ALLARD, Jordan		2-5	0-2	0-0	2	2	4	1	4	0	3	1	0	24
22	WILMER, Mitch		0-2	0-2	3-4	1	1	2	3	3	1	2	0	0	14
31	CLAUSEN, Chris		1-2	1-2	0-0	0	3	3	4	3	0	3	0	0	11
33	ARCHER, Doug		0-3	0-2	0-0	0	1	1	1	0	0	1	1	0	12
40	STOCKDALE, Dan		0-1	0-1	0-0	0	1	1	0	0	0	0	0	0	1
	Team					1	3	4				1			
	Totals		13-40	4-19	11-15	8	25	33	28	41	8	25	5	2	200

FG % 1st Half: 8-18 44.4% 2nd half: 5-22 22.7% Game: 13-40 32.5%
3FG % 1st Half: 4-9 44.4% 2nd half: 0-10 0.0% Game: 4-19 21.1%
FT % 1st Half: 2-3 66.7% 2nd half: 9-12 75.0% Game: 11-15 73.3%

Deadball Rebounds 1

Texas A&M 82 • 11-3

##	Player		Total FG-FGA	3-Ptr FG-FGA	FT-FTA	Rebounds Off	Def	Tot	PF	TP	A	TO	Blk	Stl	Min
00	Davis, Bryan	*	5-8	0-0	4-6	4	4	8	2	14	1	2	1	2	22
05	Harris, Dash	*	1-2	0-1	1-7	1	1	2	0	3	4	1	0	6	21
15	Sloan, Donald	*	6-10	3-4	4-6	1	2	3	1	19	2	0	1	1	26
22	Middleton, Khris	*	0-7	0-4	4-4	3	3	6	3	4	3	0	0	2	24
45	Walkup, Nathan	*	2-5	1-3	0-2	0	1	1	0	5	1	0	0	0	14
02	Lewis, Derrek		1-2	1-2	1-1	1	0	1	1	4	0	1	0	0	8
10	Loubeau, David		3-4	0-0	0-0	0	0	0	2	6	0	2	0	0	20
11	Holmes, B.J.		5-8	5-7	0-1	0	2	2	1	15	2	1	0	0	23
12	Blaszcyk, James		0-2	0-0	1-2	0	0	0	0	1	0	0	0	0	3
14	Darko, Andrew		1-1	1-1	0-0	0	0	0	0	3	0	0	0	0	3
21	Turner, Ray		1-1	0-0	1-2	0	2	2	4	3	0	0	1	1	8
23	Hibbert, Naji		2-6	1-4	0-0	1	2	3	2	5	1	0	0	1	24
24	Schepel, Shawn		0-0	0-0	0-0	0	1	1	0	0	0	0	0	0	2
31	Chapman, Chris		0-0	0-0	0-0	0	1	1	0	0	0	0	0	0	1
33	Carrell, Marshall		0-1	0-0	0-0	0	0	0	0	0	0	0	0	0	1
	Team					0	2	2							
	Totals		27-57	12-26	16-31	11	21	32	16	82	14	7	3	13	200

FG % 1st Half: 15-29 51.7% 2nd half: 12-28 42.9% Game: 27-57 47.4%
3FG % 1st Half: 7-13 53.8% 2nd half: 5-13 38.5% Game: 12-26 46.2%
FT % 1st Half: 6-12 50.0% 2nd half: 10-19 52.6% Game: 16-31 51.6%

Deadball Rebounds 9,1

Officials: Scott Thornley, David Hall, Terry Moore
Technical fouls: North Dakota-MITCHELL, Patrick; BENTER, Derek. Texas A&M-None.
Attendance: 7903

Score by periods	1st	2nd	Total
North Dakota	22	19	**41**
Texas A&M	43	39	**82**

	In Paint	Off T/O	2nd Chance	Fast Break	Bench
UND	14	4	8	2	14
TAM	28	34	15	17	37

Last FG - UND 2nd-08:06, TAM 2nd-00:24.
Largest lead - UND None, TAM by 41 2nd-00:24.

Score tied - 0 times.
Lead changed - 0 times.

15

Official Basketball Box Score -- Game Totals -- Final Statistics
Nebraska vs Texas A&M
01/09/10 3 p.m. at College Station, Texas (Reed Arena)

Nebraska 53 • 12-4, 0-1

##	Player		Total FG-FGA	3-Ptr FG-FGA	FT-FTA	Rebounds Off	Def	Tot	PF	TP	A	TO	Blk	Stl	Min
03	Richardson, Brandon	*	3-7	0-4	0-0	0	1	1	2	6	2	1	0	1	24
05	Henry, Sek	*	2-4	1-3	1-2	1	1	2	4	6	2	3	1	0	22
21	Diaz, Jorge Brian	*	5-7	0-0	0-0	0	2	2	3	10	0	1	1	0	20
34	Jeter, Lance	*	0-4	0-0	0-0	0	2	2	4	0	7	2	0	0	32
44	Anderson, Ryan	*	2-8	2-6	1-1	1	4	5	5	7	2	2	0	4	30
01	Jones, Eshaunte		3-13	3-8	0-0	0	1	1	3	9	2	1	0	1	28
02	Holley, Myles		0-0	0-0	0-0	1	0	1	2	0	0	0	0	1	4
11	Standhardinger, C.		4-7	1-1	4-5	3	4	7	2	13	1	3	0	0	22
13	Ubel, Brandon		1-3	0-0	0-0	1	2	3	2	2	0	0	0	0	12
15	Gallegos, Ray		0-1	0-0	0-1	0	1	1	0	0	0	0	0	0	6
	Team					1	2	3							
	Totals		20-54	7-22	6-9	8	20	28	27	53	16	13	2	7	200

FG % 1st Half: 8-23 34.8% 2nd half: 12-31 38.7% Game: 20-54 37.0%
3FG % 1st Half: 2-7 28.6% 2nd half: 5-15 33.3% Game: 7-22 31.8%
FT % 1st Half: 3-4 75.0% 2nd half: 3-5 60.0% Game: 6-9 66.7%

Deadball Rebounds 1,1

Texas A&M 64 • 12-3, 1-0

##	Player		Total FG-FGA	3-Ptr FG-FGA	FT-FTA	Rebounds Off	Def	Tot	PF	TP	A	TO	Blk	Stl	Min
00	Davis, Bryan	*	3-7	0-0	5-10	3	8	11	3	11	2	1	2	0	27
05	Harris, Dash	*	0-3	0-2	0-0	0	4	4	2	0	3	1	0	0	30
15	Sloan, Donald	*	6-14	1-5	13-14	2	3	5	0	26	0	3	0	0	36
22	Middleton, Khris	*	3-7	1-4	2-2	3	0	3	1	9	0	2	0	0	23
45	Walkup, Nathan	*	2-5	1-4	0-0	0	6	6	4	5	3	2	0	0	23
02	Lewis, Derrek		0-0	0-0	0-0	0	0	0	0	0	0	0	0	0	0+
10	Loubeau, David		1-1	0-0	1-2	1	3	4	3	3	0	2	0	1	17
11	Holmes, B.J.		2-7	0-5	4-5	0	1	1	0	8	2	1	0	0	26
12	Blaszcyk, James		0-0	0-0	0-0	0	0	0	0	0	0	0	0	0	1
23	Hibbert, Naji		1-3	0-1	0-0	3	2	5	2	2	0	0	0	0	17
	Team					0	1	1							
	Totals		18-47	3-21	25-33	12	28	40	15	64	10	12	2	1	200

FG % 1st Half: 9-26 34.6% 2nd half: 9-21 42.9% Game: 18-47 38.3%
3FG % 1st Half: 1-13 7.7% 2nd half: 2-8 25.0% Game: 3-21 14.3%
FT % 1st Half: 7-11 63.6% 2nd half: 18-22 81.8% Game: 25-33 75.8%

Deadball Rebounds 4

Officials: Dan Chrisman, John Hampton, Brad Ferrie
Technical fouls: Nebraska-None. Texas A&M-None.
Attendance: 9628

Score by periods	1st	2nd	Total
Nebraska	21	32	**53**
Texas A&M	26	38	**64**

	In Paint	Off T/O	2nd Chance	Fast Break	Bench
NU	22	17	10	6	24
TAM	24	13	10	4	13

Last FG - NU 2nd-01:07, TAM 2nd-00:14.
Largest lead - NU by 2 2nd-10:29, TAM by 11 2nd-03:29.

Score tied - 5 times.
Lead changed - 4 times.

Boxscores

Official Basketball Box Score -- Game Totals -- Final Statistics
Texas A&M vs Kansas State
1/12/10 6:03 p.m. at Manhattan, Kan. - Bramlage Coliseum

16

Texas A&M 65 • 12-4 (1-1)

##	Player		Total FG-FGA	3-Ptr FG-FGA	FT-FTA	Rebounds Off	Def	Tot	PF	TP	A	TO	Blk	Stl	Min
10	Loubeau, David	f	2-7	0-0	4-6	2	3	5	3	8	0	2	0	0	23
22	Middleton, Khris	f	4-7	2-4	6-9	3	4	7	4	16	1	1	2	1	24
00	Davis, Bryan	c	5-6	0-0	3-7	1	1	2	4	13	0	3	3	3	25
05	Harris, Dash	g	3-6	0-1	1-3	1	2	3	2	7	3	1	0	3	24
15	Sloan, Donald	g	3-11	0-2	2-4	2	1	3	3	8	0	3	0	0	35
02	Lewis, Derrek		0-1	0-1	0-0	0	0	0	0	0	0	1	0	0	3
11	Holmes, B.J.		0-4	0-4	7-8	1	2	3	0	7	2	2	0	0	19
12	Blasczyk, James		1-1	0-0	0-1	0	0	0	0	2	0	0	0	0	2
21	Turner, Ray		0-1	0-0	0-0	0	0	0	3	0	0	0	0	0	5
23	Hibbert, Naji		0-5	0-1	0-0	0	1	1	1	0	0	1	0	0	20
45	Walkup, Nathan		2-6	0-4	0-1	2	2	4	3	4	0	1	0	2	20
	Team					1	3	4							
	Totals		20-55	2-17	23-39	13	19	32	23	65	6	15	5	9	200

FG % 1st Half: 12-28 42.9% 2nd half: 8-27 29.6% Game: 20-55 36.4%
3FG % 1st Half: 2-8 25.0% 2nd half: 0-9 0.0% Game: 2-17 11.8%
FT % 1st Half: 7-16 43.8% 2nd half: 16-23 69.6% Game: 23-39 59.0%

Deadball Rebounds 7

Kansas State 88 • 14-2 (1-1)

##	Player		Total FG-FGA	3-Ptr FG-FGA	FT-FTA	Rebounds Off	Def	Tot	PF	TP	A	TO	Blk	Stl	Min
23	Sutton, Dominique	f	4-8	0-0	4-4	3	9	12	3	12	2	3	0	1	27
24	Kelly, Curtis	f	2-3	0-0	3-6	3	4	7	2	7	1	0	1	0	13
15	Colon, Luis	c	0-0	0-0	0-0	1	1	2	3	0	0	2	0	1	11
00	Pullen, Jacob	g	4-10	2-6	5-5	0	2	2	1	15	3	3	0	1	31
21	Clemente, Denis	g	9-22	5-12	1-1	2	1	3	3	24	6	2	0	1	33
02	Henriquez, Jordan		1-2	0-0	0-0	0	4	4	5	2	0	1	1	0	13
03	Irving, Martavious		0-1	0-0	0-0	0	0	0	2	0	1	1	0	0	6
10	Ojeleye, Victor		2-2	0-0	1-1	1	1	2	3	5	1	0	1	0	14
12	Russell, Nick		0-1	0-0	0-0	0	1	1	0	0	0	0	0	0	2
22	McGruder, Rodney		1-1	0-0	0-0	2	2	4	0	2	0	2	1	0	16
32	Samuels, Jamar		5-8	1-3	8-12	2	2	4	4	19	0	1	2	1	27
33	Judge, Wally		0-1	0-0	2-2	0	1	1	4	2	0	0	1	0	7
	Team					2	3	5							
	Totals		28-59	8-21	24-31	16	31	47	30	88	14	15	7	5	200

FG % 1st Half: 16-33 48.5% 2nd half: 12-26 46.2% Game: 28-59 47.5%
3FG % 1st Half: 6-14 42.9% 2nd half: 2-7 28.6% Game: 8-21 38.1%
FT % 1st Half: 7-10 70.0% 2nd half: 17-21 81.0% Game: 24-31 77.4%

Deadball Rebounds 3

Officials: Steve Welmer, John Higgins, Mark Whitehead
Technical fouls: Texas A&M-None. Kansas State-None.
Attendance: 12528

Score by periods	1st	2nd	Total
Texas A&M	33	32	**65**
Kansas State	45	43	**88**

Points	In Paint	Off T/O	2nd Chance	Fast Break	Bench
TAM	30	8	14	0	13
KS	36	23	20	15	30

Last FG - TAM 2nd-00:54, KS 2nd-00:33.
Largest lead - TAM None, KS by 24 2nd-02:20.

Score tied - 2 times.
Lead changed - 0 times.

Official Basketball Box Score -- Game Totals -- Final Statistics
Texas A&M vs Texas
01/16/10 5 pm at Austin, Texas (Erwin Center)

17

Texas A&M 67 • 12-5, 1-2

##	Player		Total FG-FGA	3-Ptr FG-FGA	FT-FTA	Rebounds Off	Def	Tot	PF	TP	A	TO	Blk	Stl	Min
22	Middleton, Khris	f	0-1	0-1	1-2	1	3	4	4	1	1	0	1	2	15
45	Walkup, Nathan	f	4-8	1-4	4-5	2	6	8	3	13	1	0	0	1	34
00	Davis, Bryan	c	7-13	0-0	3-6	1	3	4	5	17	0	1	4	2	27
05	Harris, Dash	g	3-8	1-2	1-2	2	6	8	2	8	2	2	0	1	36
15	Sloan, Donald	g	9-21	1-3	2-4	1	3	4	1	21	0	4	0	0	39
02	Lewis, Derrek		1-1	1-1	0-0	0	0	0	1	3	0	0	0	0	2
10	Loubeau, David		1-5	0-0	0-0	3	2	5	3	2	0	1	2	0	20
11	Holmes, B.J.		0-8	0-4	1-2	0	6	6	2	1	3	1	0	0	31
21	Turner, Ray		0-0	0-0	1-2	1	0	1	1	1	0	2	0	0	9
23	Hibbert, Naji		0-1	0-1	0-0	1	2	3	3	0	0	0	0	0	12
	Team					2	4	6							
	Totals		25-66	4-16	13-23	14	35	49	25	67	7	11	7	6	225

FG % 1st Half: 14-35 40.0% 2nd half: 8-24 33.3% OT: 3-7 42.9% Game: 25-66 37.9%
3FG % 1st Half: 3-7 42.9% 2nd half: 0-7 0.0% OT: 1-2 50.0% Game: 4-16 25.0%
FT % 1st Half: 5-10 50.0% 2nd half: 8-12 66.7% OT: 0-1 0.0% Game: 13-23 56.5%

Deadball Rebounds 4

Texas 72 • 17-0, 3-0

##	Player		Total FG-FGA	3-Ptr FG-FGA	FT-FTA	Rebounds Off	Def	Tot	PF	TP	A	TO	Blk	Stl	Min
05	James, Damion	f	10-19	2-4	4-6	5	7	12	1	26	0	3	3	1	40-
34	Pittman, Dexter	c	0-5	0-0	4-6	2	0	2	2	4	0	1	6	0	28
00	Bradley, Avery	g	2-11	0-3	1-3	2	1	3	3	5	0	2	0	1	29
04	Balbay, Dogus	g	0-1	0-0	1-2	0	3	3	0	1	3	0	1	1	23
24	Mason, Justin	g	1-2	0-0	0-0	1	1	2	5	2	0	0	0	0	8
01	Johnson, Gary		5-10	0-0	8-12	3	7	10	3	18	0	1	0	1	33
10	Lucas, Jai		0-1	0-0	0-0	0	1	1	3	0	1	0	0	0	13
20	Wangmene, Alexis		0-2	0-0	0-0	1	3	4	3	0	0	0	0	0	10
21	Hill, Matt		0-0	0-0	0-0	0	0	0	1	0	0	0	0	0	2
23	Hamilton, Jordan		1-5	0-3	0-0	2	0	2	0	2	1	1	0	0	10
50	Brown, J'Covan		5-12	1-2	3-4	1	9	10	0	14	1	1	0	1	29
	Team					0	1	1							
	Totals		24-68	3-12	21-33	17	33	50	21	72	6	9	10	5	225

FG % 1st Half: 9-33 27.3% 2nd half: 12-30 40.0% OT: 3-5 60.0% Game: 24-68 35.3%
3FG % 1st Half: 1-7 14.3% 2nd half: 1-3 33.3% OT: 1-2 50.0% Game: 3-12 25.0%
FT % 1st Half: 8-13 61.5% 2nd half: 8-12 66.7% OT: 5-8 62.5% Game: 21-33 63.6%

Deadball Rebounds 4

Officials: Mike Thibodeaux, Terry Moore, Paul Janssen
Technical fouls: Texas A&M-Davis, Bryan. Texas-Johnson, Gary.
Attendance: 16734
Sellout

Score by periods	1st	2nd	OT	Total
Texas A&M	36	24	7	**67**
Texas	27	33	12	**72**

Points	In Paint	Off T/O	2nd Chance	Fast Break	Bench
TA	34	10	10	4	7
UT	34	10	18	10	34

Last FG - TA OT-01:19, UT OT-00:58.
Largest lead - TA by 13 1st-02:32, UT by 5 OT-00:03.

Score tied - 4 times.
Lead changed - 5 times.

Official Basketball Box Score -- Game Totals -- Final Statistics
Oklahoma vs Texas A&M
01/19/10 7 p.m. at College Station, Texas (Reed Arena)

18

Oklahoma 62 • 11-7,2-2

##	Player		Total FG-FGA	3-Ptr FG-FGA	FT-FTA	Rebounds Off	Def	Tot	PF	TP	A	TO	Blk	Stl	Min
05	Crocker, Tony	*	2-8	0-2	0-1	2	3	5	5	4	2	0	1	1	31
11	Mason-Griffin, Tommy	*	7-13	3-4	4-5	0	3	3	0	21	5	2	0	0	39
13	Warren, Willie	*	5-13	0-2	4-6	1	5	6	5	14	1	5	0	0	30
24	Gallon, Tiny	*	3-5	0-0	4-5	2	5	7	3	10	0	2	0	1	22
34	Davis, Cade	*	3-6	3-5	0-0	2	5	7	2	9	0	0	0	3	40
01	Wright, Ryan		0-0	0-0	4-6	2	0	2	4	4	0	0	0	0	17
02	Pledger, Steven		0-5	0-5	0-0	0	2	2	0	0	0	0	0	0	21
	Team					1	0	1							
	Totals		20-50	6-18	16-23	10	23	33	19	62	8	9	1	5	200

FG % 1st Half: 8-23 34.8% 2nd half: 12-27 44.4% Game: 20-50 40.0%
3FG % 1st Half: 4-10 40.0% 2nd half: 2-8 25.0% Game: 6-18 33.3%
FT % 1st Half: 9-13 69.2% 2nd half: 7-10 70.0% Game: 16-23 69.6%

Deadball Rebounds 2

Texas A&M 65 • 13-5,2-2

##	Player		Total FG-FGA	3-Ptr FG-FGA	FT-FTA	Rebounds Off	Def	Tot	PF	TP	A	TO	Blk	Stl	Min
00	Davis, Bryan	*	3-5	0-0	1-5	0	7	7	4	7	1	3	1	0	26
05	Harris, Dash	*	2-5	1-3	0-0	0	0	0	1	5	7	0	0	1	31
15	Sloan, Donald	*	6-13	0-2	4-6	0	3	3	0	16	2	1	0	1	37
22	Middleton, Khris	*	3-4	1-2	4-4	1	6	7	2	11	0	1	0	1	27
45	Walkup, Nathan	*	1-4	0-1	2-2	0	2	2	4	4	0	1	0	0	24
02	Lewis, Derrek		2-2	1-1	0-0	2	2	4	1	5	1	0	0	0	9
10	Loubeau, David		2-4	0-0	0-0	1	1	2	3	4	0	1	0	0	12
11	Holmes, B.J.		5-11	3-8	0-0	0	3	3	4	13	3	2	0	0	31
21	Turner, Ray		0-0	0-0	0-0	0	0	0	0	0	0	0	1	0	1
23	Hibbert, Naji		0-0	0-0	0-0	0	0	0	2	0	0	0	0	0	2
	Team					1	1	2							
	Totals		24-48	6-17	11-17	5	25	30	21	65	14	9	2	3	200

FG % 1st Half: 15-24 62.5% 2nd half: 9-24 37.5% Game: 24-48 50.0%
3FG % 1st Half: 4-9 44.4% 2nd half: 2-8 25.0% Game: 6-17 35.3%
FT % 1st Half: 5-5 100.0 2nd half: 6-12 50.0% Game: 11-17 64.7%

Deadball Rebounds 2

Officials: Mark Whitehead, Gerry Pollard, David Hall
Technical fouls: Oklahoma-None. Texas A&M-None.
Attendance: 11109

Score by periods	1st	2nd	Total
Oklahoma	29	33	**62**
Texas A&M	39	26	**65**

Points	In Paint	Off T/O	2nd Chance	Fast Break	Bench
OU	20	9	15	11	4
TAM	24	9	6	11	22

Last FG - OU 2nd-03:46, TAM 2nd-00:32.
Largest lead - OU by 7 2nd-10:15, TAM by 12 1st-09:14.

Score tied - 4 times.
Lead changed - 5 times.

Official Basketball Box Score -- Game Totals -- Final Statistics
Colorado vs Texas A&M
01/23/10 12:47 p.m. at College Station, Texas (Reed Arena)

19

Colorado 63 • 10-9, 1-4

##	Player		Total FG-FGA	3-Ptr FG-FGA	FT-FTA	Rebounds Off	Def	Tot	PF	TP	A	TO	Blk	Stl	Min
01	Tomlinson, Nate	*	0-3	0-3	0-0	0	0	0	2	0	6	3	0	0	23
05	Relphorde, Marcus	*	0-6	0-2	0-0	2	3	5	2	0	1	3	0	2	20
10	Burks, Alec	*	8-16	0-0	3-3	2	1	3	3	19	0	0	0	2	32
11	Higgins, Cory	*	6-11	0-1	7-8	0	3	3	2	19	0	2	0	4	35
33	Dufault, Austin	*	5-9	3-4	0-0	1	2	3	1	13	1	0	0	1	33
12	Thorne II, Dwight		4-7	2-2	0-0	2	2	4	3	10	1	1	0	1	28
13	Harris-Tunks, Shane		0-0	0-0	0-0	0	0	0	1	0	0	1	0	0	2
24	Knutson, Levi		0-2	0-2	0-0	0	0	0	2	0	0	0	0	0	7
34	Crawford, Casey		1-2	0-0	0-0	0	3	3	2	2	0	0	0	0	20
	Team					1	6	7							
	Totals		24-56	5-14	10-11	8	20	28	18	63	9	10	0	10	200

FG % 1st Half: 13-25 52.0% 2nd half: 11-31 35.5% Game: 24-56 42.9%
3FG % 1st Half: 3-6 50.0% 2nd half: 2-8 25.0% Game: 5-14 35.7%
FT % 1st Half: 3-4 75.0% 2nd half: 7-7 100.0 Game: 10-11 90.9%

Deadball Rebounds 1

Texas A&M 67 • 14-5, 3-2

##	Player		Total FG-FGA	3-Ptr FG-FGA	FT-FTA	Rebounds Off	Def	Tot	PF	TP	A	TO	Blk	Stl	Min
00	Davis, Bryan	*	6-6	0-0	0-0	6	3	9	2	12	1	3	3	1	30
05	Harris, Dash	*	0-2	0-2	1-4	0	7	7	3	1	7	3	0	2	35
15	Sloan, Donald	*	5-15	0-5	8-9	0	3	3	2	18	3	4	0	0	37
22	Middleton, Khris	*	3-7	1-4	0-1	1	4	5	3	7	1	0	0	0	20
45	Walkup, Nathan	*	6-13	0-5	4-6	2	6	8	1	16	0	1	0	0	24
02	Lewis, Derrek		0-0	0-0	0-0	0	0	0	1	0	0	0	0	0	1
10	Loubeau, David		3-4	0-0	0-0	1	1	2	2	6	0	0	1	0	19
11	Holmes, B.J.		2-8	1-7	2-2	0	0	0	1	7	1	1	0	3	31
23	Hibbert, Naji		0-0	0-0	0-0	0	0	0	0	0	0	0	0	0	3
	Team					4	0	4							
	Totals		25-55	2-23	15-22	14	24	38	15	67	13	12	4	6	200

FG % 1st Half: 12-27 44.4% 2nd half: 13-28 46.4% Game: 25-55 45.5%
3FG % 1st Half: 2-13 15.4% 2nd half: 0-10 0.0% Game: 2-23 8.7%
FT % 1st Half: 4-8 50.0% 2nd half: 11-14 78.6% Game: 15-22 68.2%

Deadball Rebounds 3

Officials: Michael Eggers, Bill Kennedy, Don Daily
Technical fouls: Colorado-None. Texas A&M-None.
Attendance: 10316

Score by periods	1st	2nd	Total
Colorado	32	31	**63**
Texas A&M	30	37	**67**

Points	In Paint	Off T/O	2nd Chance	Fast Break	Bench
CO	32	23	9	11	12
TAM	46	14	16	6	13

Last FG - CO 2nd-00:01, TAM 2nd-00:32.
Largest lead - CO by 4 1st-18:09, TAM by 10 2nd-06:57.

Score tied - 11 times.
Lead changed - 6 times.