2019 TEXAS A&M FOOTBALL

GAME 8 | MISSISSIPPI STATE | SATURDAY, OCT. 26, 2019

GAME TIME: 11 a.m. CT | SITE: Kyle Field | TV: SEC Network

TWITTER: @AGGIEFOOTBALL /// INSTAGRAM: @AGGIEFOOTBALL /// FACEBOOK: /AGGIEFOOTBALL /// #GIGEM

2019 SCHEDULE

AUG 29 — **TEXAS STATE**
W, 41-7 | 7:30 p.m. | SEC Network
Kyle Field, College Station, Texas

SEP 7 — **at No. 1 CLEMSON**
L, 10-24 | 2:30 p.m. | ABC
Memorial Stadium, Clemson, S.C.

SEP 14 — **LAMAR**
W, 62-3 | 6:00 p.m. | ESPNU
Kyle Field, College Station, Texas

SEP 21 — **No. 8 AUBURN**
L, 20-28 | 2:30 p.m. | CBS
Kyle Field, College Station, Texas

SEP 28 — **vs. ARKANSAS**
W, 31-27 | 11 a.m. | ESPN
AT&T Stadium, Arlington, Texas

OCT 12 — **No. 1 ALABAMA**
L, 28-47 | 2:30 p.m. | CBS
Kyle Field, College Station, Texas

OCT 19 — **at OLE MISS**
W, 24-17 | 6:30 p.m. | SEC Network
Vaught-Hemingway Stadium, Oxford, Miss.

OCT 26 — **MISSISSIPPI STATE**
11 a.m. | SEC Network
Kyle Field, College Station, Texas

NOV 2 — **UTSA**
11 a.m. | SEC Network
Kyle Field, College Station, Texas

NOV 16 — **SOUTH CAROLINA**
TBD | TBD
Kyle Field, College Station, Texas

NOV 23 — **at GEORGIA**
TBD | TBD
Sanford Stadium, Athens, Ga.

NOV 30 — **at LSU**
TBD | TBD
Tiger Stadium, Baton Rouge, La.

MISSISSIPPI ST. BULLDOGS

2019 TEAM RECORD: 3-4

2019 CONFERENCE RECORD: 1-3 (SEC)

RANKING: AP: NR / Coaches: NR

LAST GAME: Oct. 19
#2 LSU 36, Mississippi State 13

HEAD COACH: Joe Moorhead (Fordham '96)
Overall Record ..... 49-22 (6th Season)
at Mississippi State ..... 11-9 (2nd Season)
vs. Texas A&M 1-0

TEXAS A&M AGGIES

2019 TEAM RECORD: 4-3

2019 CONFERENCE RECORD: 2-2 (SEC)

RANKING: AP: RV / Coaches: RV

LAST GAME: Oct. 19
Texas A&M 24, Ole Miss 17

HEAD COACH: Jimbo Fisher (Salem Univ. '90)
Overall Record ..... 96-30 (10th Season)
at Texas A&M ..... 13-7 (2nd Season)
vs. Mississippi State 0-1

WHAT TO WATCH FOR #MSUvsTAMU:

- The Aggies look to turn things around in the series with Mississippi State ... A&M has dropped three straight to the Bulldogs, who lead the series 7-5.
- Eleven of the Aggies' 26 touchdowns have been scored by true freshmen: TE Jalen Wydermyer (4), RB Isaiah Spiller (4) and WR Ainias Smith (3).
- Wydermyer and Smith are the highest scoring freshman receiving duo in the nation with seven touchdowns between them.
- Juniors Dan Moore Jr. and Kellen Mond will be making their 21st consecutive starts on Saturday vs. Mississippi State.
- Junior QB Kellen Mond is climbing the all-time winningest QB list at A&M and is currently tied with Stephen McGee for eighth with an 18-9 record.
- Mond needs two passing TDs to be tied for fourth on A&M's career list with Corey Pullig (92-95) ... He enters the Mississippi State game with 45 passing TDs.
- Mond needs seven pass attempts to reach 900 career pass attempts ... He would be the fourth player in school history to reach the milestone.
- Junior WR Quartney Davis needs 31 receiving yards to reach 1,000 for his career ... He needs two receiving TDs to crack A&M's all-time top 10.
- Sophomore PK Seth Small needs one field goal to enter the top 10 all-time at A&M ... He enters the Mississippi State game in 11th with 31 career makes and has sent a FG through the uprights in 13 straight games.
- Texas A&M has scored double-digit points in 47 games.

QUICK HITS

- Junior LB Buddy Johnson's 62-yard fumble return for a touchdown positioned the Aggies for victory and marked A&M's longest fumble return for a TD since the 2004 season.
- Johnson made it back-to-back games with double-digit tackles after making a career-high 11 against Alabama and tallying 10 takedowns at Ole Miss.
- Johnson was named SEC Defensive Player of the Week for his outstanding play against Ole Miss ... He's the first Aggie this season to garner a league weekly honor.
- The Aggies have seen two true freshmen record multi-touchdown games this season after Jalen Wydermyer caught a pair of TD passes against Alabama and Isaiah Spiller rushed for a pair against Lamar.
- Junior QB Kellen Mond became the sixth Aggie QB to reach the 6,000-yard mark in career passing yards ... He currently ranks fifth all-time with 6,251.
- Mond's 16 completions at Ole Miss allowed him to surpass 500 completions for his career, which has been accomplished by only four other Texas A&M signal callers (Jerrod Johnson, Johnny Manziel, Corey Pullig and Kevin Murray).
- Mond has passed and rushed for a touchdown in the same game 11 times in his career, more than any other SEC starting quarterback at their current institution.
- On Aug. 20, junior linebacker Braden White was named the 12th Man, succeeding Cullen Gillaspia, who held the prestigious honor for the last three seasons.

2019 SCHEDULE BREAKDOWN

	TEXAS STATE Thursday, Aug. 29 | 7:30 p.m. Kyle Field, College Station, Texas W, 41-7 | TV: SEC Network	A&M moved to 3-0 against the Bobcats, holding them to just 8 yards rushing while countering with 478 yards of total offense ... Five different players scored a TD ... J. Corbin and I. Spiller each ran for 100+ yds ... A&M defense had four INTs in the game.
	at No. 1 Clemson Saturday, Sept. 7 | 2:30 p.m. Memorial Stadium, Clemson, S.C. L, 10-24 | TV: ABC	The series with Clemson evened to three wins apiece ... Underclassmen D. Richardson and T. Johnson led the A&M defense with career highs in tackles ... A&M again dominated the fourth quarter against the Tigers, but the damage was done in the second.
	LAMAR Saturday, Sept. 14 | 6:00 p.m. Kyle Field, College Station, Texas W, 62-3 | TV: ESPNU	The Aggies rolled to 633 total yards, while limiting Lamar to 197, including just 75 via the air ... Seven different players scored TDs, five by rush and three by pass ... I. Spiller logs 2nd 100-yard rushing game ... J. Ausbon tallies first 100-yard receiving game since 2017 bowl game.
	AUBURN Saturday, Sept. 21 | 2:30 p.m. Kyle Field, College Station, Texas L, 20-28 | TV: CBS	K. Mond threw for over 300-yards for the fifth time in his career with 335 and two TDs ... J. Ausbon made it back-to-back games with triple-digit receiving yards, tallying 111 ... A&M allowed its opponent to score in the first quarter for the first time this season, but outscored the Tigers 17-7 in the fourth quarter.
	vs. Arkansas Saturday, Sept. 28 | 11 a.m. AT&T Stadium, Arlington, Texas W, 31-27 | TV: ESPN	A&M earned its eighth straight victory against Arkansas, the longest win streak in the series for the Aggies ... The defense had 6.0 tackles for 24 yards lost, keeping Arkansas under 100 yards rushing ... K. Mond threw three TD passes, two to Q. Davis ... S. Small made the third 50-yarder of his career seal the win.
	ALABAMA Saturday, Oct. 12 | 2:30 p.m. Kyle Field, College Station, Texas L, 47-28 | TV: CBS	The Aggies saw another top performance from their true freshmen as J. Wydermyer scored a pair of TDs and D. Richardson notched the first double-digit tackle game of his career ... A&M had a strong start, but Alabama took advantage of miscues to pull ahead.
	at Ole Miss Saturday, Oct. 19 | 6:30 p.m. Vaught-Hemingway Stadium, Oxford, Miss. W, 24-17 | TV: SEC Network	A&M used its longest fumble return for a TD since the 2004 season to position itself for its third straigh win over Ole Miss. B. Johnson had the scoop and score, leading the defense with 10 tackles. K. Rogers and I. Spiller added a TD through the air and on the ground, respectively.
	MISSISSIPPI STATE Saturday, Oct. 26 | 11 a.m. Kyle Field, College Station, Texas TV: SEC Network	**Series record:** Mississippi State leads 7-5
	UTSA Saturday, Nov. 2 | TBA Kyle Field, College Station, Texas TV: TBA	**Series record:** Texas A&M leads 1-0
	SOUTH CAROLINA Saturday, Nov. 16 | TBA Kyle Field, College Station, Texas TV: TBA	**Series record:** Texas A&M leads 5-0
	at Georgia Saturday, Nov. 23 | TBA Sanford Stadium, Athens, Ga. TV: TBA	**Series record:** Texas A&M leads 3-2
	at LSU Saturday, Nov. 30 | TBA Tiger Stadium, Baton Rouge, La. TV: TBA	**Series record:** LSU leads 33-21-3

SETTING THE SCENE:

TEXAS A&M VS. MISSISSIPPI STATE

KICKOFF: 11 a.m. CT

SITE: Kyle Field - College Station, Texas (capacity: 102,733)

RANKINGS:
Texas A&M: RV (AP) | RV (Coaches)
Mississippi State: NR (AP) | NR (Coaches)

TELEVISION:
SEC Network (National)
Dave Neal, play-by-play
D.J. Shockley, analyst
Dawn Davenport, sideline

RADIO:
Sirius: 137 **XM:** 190 **Internet:** 961

Texas A&M Radio Network (Regional)
The Texas A&M Radio Network provides coverage via nearly 60 stations across the state of Texas. For a complete list of affiliates, please go to 12thMan.com.

Andrew Monaco, play-by-play
Dave Elmendorf, analyst
Will Johnson, sideline

Texas A&M Spanish Network (Regional)
Texas A&M's Spanish broadcast can be heard in College Station on La Jefa 102.7 or a stream of the broadcast can be found on 12thMan.com and the TuneIn app.

Pedro Vela Almaguer, play-by-play
Noel Orellana, analyst

SERIES vs. MISSISSIPPI STATE:
Mississippi State leads 7-5

10//27/2018	Starkville	L, 13-28
10/28/2017	College Station	L, 14-35
11/5/2016	Starkville	L, 28-35
10/3/2015	College Station	W, 30-17
10/4/2014	Starkville	L, 31-48
11/9/2013	College Station	W, 51-41
11/3/2012	Starkville	W, 38-13
12/31/2000	Shreveport, La.	L, 41-43
10/9/1937	Tyler, Texas	W, 14-0
11/25/1915	College Station	L, 0-7
11/1/1913	Dallas	L, 0-6
11/28/1912	College Station	W, 41-7

As Texas A&M football honors the 1975 Aggie football team, the squad will wear a special helmet decal this Saturday against Mississippi State to honor Ed Simonini. Simonini, who wore No. 77, was a legendary Aggie linebacker who came to Texas A&M in 1972 when freshmen became eligible to play on the varsity squad. Simonini earned a starting role as a freshman, was the Southwest Conference Defensive Player of the Year as a sophomore, and was a consensus All-American, a team captain and a Lombardi Award finalist in 1975 as the Aggies led the NCAA in rushing defense.Simonini finished as the school's all-time leader in tackles with 425 stops and he still holds the Aggie freshmen record for tackles with 98 in 1972. Simonini was drafted in the third round of the 1976 NFL draft by the Baltimore Colts and played seven years in the NFL. He was inducted into the Texas A&M Athletics Hall of Fame in 1982 and was named the 2019 Texas A&M SEC Legend and will be recognized at the 2019 SEC Football Championship game in Atlanta. Simonini passed away from complications of cancer on Monday, September 30th.

TEXAS A&M-MISSISSIPPI STATE CONNECTIONS

- Texas A&M offensive coordinator Darrell Dickey was the QBs and RBs coach at Mississippi State for the 1990 season.
- Texas A&M's cornerbacks coach Maurice Linguist was the safeties coach at Mississippi State in 2016.
- Mississippi State CB coach, Terrell Buckley, was on Jimbo Fisher's staff at Florida State from 2007-11 was OC/HC.

DUAL THREAT MOND

- Junior QB Kellen Mond is one of four Power 5 players with more than 6,000 career passing yards and 1,000 career rushing yards (all games at P5 school). Mond has passed for 6,251 and rushed for 1,090 in 31 career games at Texas A&M.

***POWER 5 6000 PASS / 1000 RUSH QBS**

Jalen Hurts, Alabama/Oklahoma	7,700	2,681
Sam Ehlinger, Texas	7,264	1,185
Brian Lewerke, Michigan St.	6,810	1,039
Kellen Mond, Texas A&M	6,251	1,090

*All seasons at Power 5 school

WYDERMYER MAKES IMPACT

- After a two-touchdown performance against No. 1 Alabama, true freshman TE Jalen Wydermyer already owns Texas A&M's freshman receiving touchdowns record for tight ends scoring four TDs through just his first six games in the Maroon and White.
- Wydermyer is tied for second nationally in receiving TDs by a freshman with four so far this season ... He and classmate Ainias Smith combine to lead all freshmen nationally in receiving touchdowns (7).

SINGLE SEASON TE TOUCHDOWNS LEADERS (TEXAS A&M)

RK.	PLAYER	TDS	YEAR
1.	Jace Sternberger	10	2018
2.	Rod Bernstine	5	1986
	Jamie McCoy	5	2008
3.	Rich Siler	4	1982
	James McKeehan	4	1993
	Derrick Spiller	4	1997
	Greg Porter	4	2002
	Martellus Bennett	4	2007
	Jalen Wydermyer	*4*	*2019*

TOUGH SCHEDULE

- Texas A&M faces one of the most challenging schedules in the nation in 2019, taking on a pair of No. 1 teams and four opponents that are currently ranked in the AP top 10.
- The Aggies have already travelled to top-ranked and defending national champion Clemson in Week 2, and faced No. 8 Auburn and No. 1 Alabama at home ... They will close out the year at No. 10 Georgia and No. 2 LSU.
- A&M, along with SEC foe South Carolina, are the first schools to see preseason AP Nos. 1-3 on their schedule since Missouri in 1975.
- Entering the season, only three schools in the history of college football have been slated to face the top three teams in the country heading into the season (Northwestern '68, Minnesota '72, Missouri '75) ... Missouri and South Carolina, after a 20-17 win over No. 3 Georgia this season, are the only teams to win in this scenario.
- A&M became the fifth school since the AP poll began in 1936 to face the No. 1 team in the nation twice in a season in two different seasons, after also doing so in 1970 ... The game against No. 1 Alabama marked the 28th time a school has faced the top-ranked team twice in a season.
- The Aggies have a history of putting together a challenging slate as they have had one of the 10 toughest schedules in the country by season's end seven times since 2002.
- The 2018 season marked the fourth time since 2002 that A&M has played the toughest schedule in the country.

SPILLER IMPRESSES EARLY

- Freshman RB Isaiah Spiller had an impactful start to his collegiate capmaign, notching a pair of 100-yard rushing games and a multi-touchdown game in his first three games.
- Spiller finished the Lamar game with a career-high 116 rushing yards, out-doing his 106-yard perfomance against Texas State ... He is the only Aggie true freshman to have two 100-yard rushing performances in the first three games of the season ... Redshirt freshman Greg Hill reached the 100-yard mark in each of the first two games of the '91 campaign.
- Spiller became the first freshman running back with multiple rushing touchdowns in a game since Trayveon Williams on Sept. 24, 2016 against Arkansas.
- His 85-yard breakaway in the season opener marked the longest run by a freshman in their debut and tied for the 10th longest rush in a game all-time at A&M, fourth longest by a freshman.

BIGGEST GOONS EVER

- Known as the Maroon Goons since 2012, the Aggies' 2019 starting offensive line collectively tip the scales at 1,591 pounds, or 318.2 pounds per goon. They are the heaviest starting five in school history, just ahead of last year's group that weighed 318.0 per player.

SEC ERA MAROON GOONS

2019	*318.2
2018	313.0
2017	310.0
2016	311.0
2015	308.0
2014	312.0
2013	305.2
2012	308.4

**Heaviest starting five in school history*

STARTING GOONS BY WEIGHT

OG	Kenyon Green	330
LT	Dan Moore Jr.	325
OG	Jared Hocker	323
RT	Carson Green	315
C	Colton Prater	298
Combined weight		1,591

RECORD WATCH

CAREER PASS COMPLETIONS

1	Jerrod Johnson (07-10)	650
2	Johnny Manziel (12-13)	595
3	Corey Pullig (92-95)	560
4	Kevin Murray (83-86)	534
5	*Kellen Mond (17-p)*	*512*
6	Stephen McGee (05-08)	485
7	Ryan Tannehill (08-11)	484
8	Reggie McNeal (02-05)	478

CAREER PASS ATTEMPTS

1	Jerrod Johnson (07-10)	1,109
2	Corey Pullig (92-95)	992
3	Kevin Murray (83-86)	926
4	*Kellen Mond (17-p)*	*893*
5	Reggie McNeal (02-05)	875
6	Johnny Manziel (12-13)	863

CAREER PASS YARDS

1	Jerrod Johnson (07-10)	8,011
2	Johnny Manziel (12-13)	7,820
3	Reggie McNeal (02-05)	6,992
4	Corey Pullig (92-95)	6,846
5	Kevin Murray (83-86)	6,506
6	*Kellen Mond (17-p)*	*6,251*

CAREER PASS TDS

1	Jerrod Johnson (07-10)	67
2	Johnny Manziel (12-13)	63
3	Kevin Murray (83-86)	48
4	Corey Pullig (92-95)	47
5	*Kellen Mond (17-p)*	*45*
6	Reggie McNeal (02-05)	44
7	Ryan Tannehill (08-11)	42

CAREER RECEPTIONS

6	Uzoma Nwachukwu (09-12)	152
7	Mike Evans (12-13)	151
8	Malcome Kennedy (11-14)	150
9	*Jhamon Ausbon (17-p)*	*123*
	Ricky Seals-Jones (13-16)	123

CAREER RECEIVING YARDS

10	Ryan Tannehill (08-11)	1,596
11	Tony Harris (90-93)	1,576
12	Malcome Kennedy (11-14)	1,554
13	Albert Connell (95-96)	1,525
14	*Jhamon Ausbon (17-p)*	*1,499*

CAREER RECEIVING TDS

9	Tony Harrison (90-93)	14
10	Albert Connell (95-96)	13
11	Chad Schroeder (03-06)	12
12	*Quartney Davis (17-p)*	*11*
	Bethel Johnson (99-02)	11
	Jeff Nelson (82-85)	11
	Don Jones (80-83)	11

CAREER FIELD GOALS MADE

10	Alan Smith (80-84)	32-51
11	*Seth Small (18-p)*	*31-43*
12	Terence Kitchens (98-00)	30-41

FRESH FACES

- In the season opener against Texas State, 17 Aggies made their collegiate debut ... A&M saw nine true freshmen, three redshirt freshmen and a pair of transfers hit the field.
- So far this season, 15 true freshmen have seen the field ... RG Kenyon Green and S Demani Richardson have started all six games, while TE Jalen Wydermyer has made four starts, RB Isaiah Spiller has made two, and DL DeMarvin Leal and S Brian Williams have each made one.
- A&M has seen two true freshmen notch multi-touchdown games this season after Spiller rushed for a pair against Lamar and Wydermyer caught a pair of TD passes against Alabama.
- Richardson has been a key contributor on defense so far this season for A&M, leading the team in tackles against Clemson (8) and Alabama (11).
- In the season opener, WR Caleb Chapman, LB Anthony Hines III, DT Bobby Brown III, DE Tyree Johnson all joined the starting lineup for the first time in their career ... RB Jacob Kibodi, TE Glenn Beal and DB Elijah Baldes have also made their debut as starters this season.
- A&M has the second fewest seniors on its roster this season with six (five scholarship, one walk-on), trailing only Virginia Tech which has five ... No other SEC school has 10-or-fewer seniors on its roster.

AGGIE GRADS

- Six Aggies on the 2019 roster have already earned their degree.
- Seniors Braden Mann, Larry Pryor and Roney Elam walked across the graduation stage last May, while classmate Colton Prater graduated in August of this year.
- Juniors Braden White and Micheal Clemons earned their degrees in August.

THE 12TH MAN

- Junior LB Braden White was named the 12th Man by head coach Jimbo Fisher on August 20.
- The Florence, Alabama, native appeared in 18 games over the last two years, playing primarily on special teams ... He earned the Top Conditioned Athlete Award following the 2018 season and was named Defensive Scout MVP at the annual team banquet following his redshirt season in 2016.
- White recently graduated in August, earning his degree from the College of Business.
- Texas A&M's famous 12th Man tradition dates back to 1922 when student E. King Gill came out of the stands in the Dixie Classic in Dallas at the request of legendary head coach Dana X. Bible because of injuries to his football team ... Gill never entered the game but "stood ready" in the Aggies' 22-14 win over the powerhouse Centre College Praying Colonels.
- In honor of the tradition, the Texas A&M student body "stands ready" to show their support of their team on the field.
- The 12th Man Kickoff Team tradition was started in 1982 by then-head coach Jackie Sherrill after being inspired by watching students build the famous Aggie Bonfire. "I knew that I could find, out of 40-some-odd thousand students, 11 guys that would cover kickoffs, but have no regard for their body and be tough as nails," Sherrill said. (Source: MyAggieNation.com) Beginning in 1991, a single 12th Man was chosen to represent the study body on the kickoff unit.

12TH MAN STARTS

NAME	GAMES	SEASONS
Sam Moeller	39	2012-15
Cullen Gillaspia	39	2016-18
Nick Lamantia	30	2006-08
John Ray	23	2004-05
C.J. Jones	21	2010-12
Eric Stanford	17	1999-01

MANN AMONG BOYS

- Braden Mann became Texas A&M's first winner of the Ray Guy Award after leading the FBS in gross punting and solidifying himself in the NCAA record books in three categories last season.
- A unanimous All-American and the 2018 SEC Special Teams Player of the Year, Mann averaged 50.98 yards per punt, the best mark in college football history by nearly a yard (min. 36 punts).
- Mann owns the NCAA record for the most 60-or-more yard punts in a single season as 14 of his 50 punts in 2018 travelled 60-or-more yards, including a career-long 82-yarder against Kentucky.
- At No. 1 Alabama, Mann broke the NCAA record with the highest gross punt average in a single game at 60.8 on five boots, breaking the record of 60.4 that was originally set by BYU's Lee Johnson vs. Wyoming, in 1983, and matched by Quinn Sharp of Oklahoma State vs. Nebraska in 2010.
- Texas A&M led the FBS with a 44.74 net punting average in 2018 ... No team in the FBS since BYU in 1983 averaged 45.0-or-more net yards per punt for a full season.
- In 2018, only 21 of Mann's boots were returned for a total of 132 yards, with the longest return, a 32-yarder by South Carolina's Bryan Edwards, saw Mann force a fumble that was recovered by the Aggies.
- Texas A&M is #PunterU and counts long-time NFL standouts Shane Lechler (9-time NFL All-Pro), Yale Lary (NFL Hall of Fame) and Steve O'Neal (NFL record 98-yard punt in 1969) among its alumni.

TEXAS A&M SEASON PUNT AVERAGE

RK. PLAYER	NO.-YDS	AVG.	YEAR
1. Braden Mann	**50-2,549**	**51.0**	**2018**
2. Drew Kaser	60-2,848	47.5	2015
3. Drew Kaser	44-2,085	47.4	2013
4. Shane Lechler	56-2,631	47.0	1997

A WINNER

Head coach Jimbo Fisher, one of five active head coaches to win the national championship, and ranks as the fourth-winningest active head coach in FBS.

WINNINGEST FBS HEAD COACHES (BY PCT.)

(Minimum 5 seasons)

RK HEAD COACH	YR.	REC.	PCT.
1. Chris Petersen, Washington	14th	139-33-0	.808
2. Dabo Swinney, Clemson	12th	116-30-0	.795
3. Nick Saban, Alabama	24th	232-63-1	.784
4. JIMBO FISHER, TEXAS A&M	**10th**	**96-30-0**	**.760**
5. David Shaw, Stanford	9th	82-26-0	.759

125 YEARS OF AGGIE FOOTBALL

- The 2019 season marks a milestone in Texas A&M Football history. Texas A&M University celebrates 125 years of Aggie Football throughout the upcoming season, recalling great moments and honoring those that have helped the program become what it is today.
- Since the first team in 1894, Texas A&M and its legendary 12th Man have emerged as one of the winningest programs in college football history with three of its teams being recognized as National Champions, earning 18 conference championships, tallying nine undefeated seasons and producing two Heisman Trophy winners.
- Voting to determine the "Greatest Moment" in Texas A&M Football history wrapped on 12thMan.com in mid-August. Thousands of votes were cast in a 32-moment bracket on the online home of Texas A&M Athletics as the 1999 Bonfire Game was crowned the Greatest Moment by the fans.
- Many of the Aggies involved in the Greatest Moments of Aggie Football bracket will be spotlighted as a part of the pageantry of game day at Kyle Field this season.
- A commemorative 125 Years of Texas A&M Football logo has been developed which will be on the helmet of the 2019 Aggies, featured at the 25-yard lines of Kyle Field throughout the 2019 season and will adorn the entrance to the Aggies' locker room.
- Limited edition souvenir stadium cups will be sold at Kyle Field featuring great moments in Texas A&M Football history, including the first-ever touchdown scored by the 12th Man and the Aggies' epic seven-overtime victory over No. 8 LSU to end the 2018 regular season.

2019 SEC STANDINGS

EAST	SEC	ALL
Florida	4-1	7-1
Georgia	3-1	6-1
Missouri	2-1	5-2
South Carolina	2-3	3-4
Tennessee	1-3	2-5
Vanderbilt	1-3	2-5
Kentucky	1-4	3-4

WEST	SEC	ALL
Alabama	4-0	7-0
LSU	3-0	7-0
Auburn	3-1	6-1
TEXAS A&M	**2-2**	**4-3**
Ole Miss	2-3	3-5
Mississippi State	1-3	3-4
Arkansas	0-4	2-5

AROUND THE LEAGUE

SATURDAY, OCT. 19

Mississippi State at Texas A&M (SECN).....11 a.m.
Auburn at LSU (CBS).....2:30 p.m.
South Carolina at Tennessee (SECN).....3 p.m.
Arkansas at Alabama (ESPN) ..... 6 p.m.
Missouri at Kentucky (SECN).....6:30 p.m.

All times are Central

A&M IN THE POLLS

	AP	COACHES
Week 1	12	11
Week 2	12	11
Week 3	16	15
Week 4	17	15
Week 5	23	21
Week 6 (bye)	25	21
Week 7	24	21
Week 8	RV	RV
Week 9	RV	RV
Week 10		
Week 11 (bye)		
Week 12		
Week 13		
Week 14		



JIMBO FISHER

TEXAS A&M HEAD FOOTBALL COACH

Years at TAMU:	2nd (hired Dec. 4, 2017)
Coaching Record:	13-7 at Texas A&M / 96-30 overall (10th season)
Birthdate:	Oct. 9, 1965
Hometown:	Clarksburg, W.V.
Children:	Trey and Ethan
High School:	Liberty High School, Clarksburg, W.V.
College:	Salem College, 1990

- Since the start of The Associated Press poll era in 1935, Jimbo Fisher was just the sixth coach to win a national title, then leave for another school. He was the first to do it since Johnny Majors left Pittsburgh for his alma mater, Tennessee, in 1977. (Source: Gridiron Now)
- Fisher was hired at Texas A&M on Dec. 4, 2017 after eight successful seasons at Florida State, which included the 2013 BCS National Championship.
- In his eight seasons in Tallahassee, Fisher established himself as one of the elite coaches in college football. He led the Seminoles to an 83-23 record, winning three Atlantic Coast Conference championships, four Atlantic Division titles and five bowl games.
- Fisher is one of five active coaches to have won a National Championship.
- Fourteen of Fisher's student-athletes have earned consensus All-America honors with quarterback Jameis Winston winning the Heisman Trophy in 2013.
- Fisher has seen 100 of his student-athletes graduate, and NFL teams drafted 58 of his players, including 22 first- or second-round selections.
- The Seminoles set a modern-day NFL draft record with 29 players selected over a three-year period (2013-15), and Fisher had a first-round NFL draft choice every year he was head coach at FSU.
- The 2013 Rawlings College Football Coach of the Year, Fisher has twice been a finalist for the Eddie Robinson Coach of the Year Award (2013, 2014) and was a finalist for the Paul "Bear" Bryant Coach of the Year Award in 2014.
- Fisher has been active in the community through his foundation, Kidz1stFund. The non-profit was founded in 2011 to raise awareness and funds to find a cure for Fanconi anemia, a rare blood disorder that affects thousands, including Fisher's youngest son, Ethan.
- Fisher played quarterback at Salem College for Terry Bowden for three seasons and followed Bowden to Samford for his final season. Fisher became NCAA Division III's national player of the year in 1987 and recently earned induction into Samford's Hall of Fame.

THE FISHER RECORD

2010

FLORIDA STATE
(10-4 • 6-2 ACC/1st in Atlantic)

SEPTEMBER

4	W	59-6	Samford
11	L	17-47	at #10 Oklahoma
18	W	34-10	BYU
25	W	31-0	* Wake Forest

OCTOBER

2	W	34-10	* at Virginia
9	W	45-17	* at #13 Miami (Fla.)
16	W	24-19	* Boston College
28	L	24-28	* at North Carolina State

NOVEMBER

6	L	35-37	* North Carolina
13	W	16-13	* Clemson
20	W	30-16	* at Maryland
27	W	31-7	* Florida

DECEMBER

4	L	33-44	vs. #12 Virginia Tech

ACC Championship Game – Charlotte, N.C.

31	W	26-17	vs. #19 South Carolina

Chick-fil-A Bowl – Atlanta, Ga.

2011

FLORIDA STATE
(9-4 • 5-3 ACC/2nd in Atlantic)

SEPTEMBER

3	W	34-0	Louisiana-Monroe
10	W	62-10	Charleston Southern
17	L	13-23	#1 Oklahoma
24	L	30-35	* at #21 Clemson

OCTOBER

8	L	30-35	* at Wake Forest
15	W	41-16	* at Duke
22	W	41-16	* Maryland
29	W	34-0	* North Carolina State

NOVEMBER

3	W	38-7	* at Boston College
12	W	23-19	* at Miami (Fla.)
19	L	13-14	* Virginia
26	W	21-7	at Florida

DECEMBER

29	W	18-14	vs. Notre Dame

Champs Sports Bowl – Orlando, Fla.

2012

FLORIDA STATE
(12-2 • 7-1 ACC/1st in Atlantic • ACC Champions)

SEPTEMBER

1	W	69-3	Murray State
8	W	55-0	Savannah State
15	W	52-0	* Wake Forest
22	W	49-37	* #10 Clemson
29	W	30-17	at South Florida

OCTOBER

6	L	16-17	* at North Carolina State
13	W	51-7	* Boston College
20	W	33-20	* at Miami (Fla.)
27	W	48-7	* Duke

NOVEMBER

8	W	28-22	* at Virginia Tech
17	W	41-14	* at Maryland
24	L	26-37	at #6 Florida

DECEMBER

1	W	21-15	vs. Georgia Tech

ACC Championship Game – Charlotte, N.C.

JANUARY

1	W	30-10	vs. #16 Nothern Illinois

Orange Bowl – Miami, Fla.

2013

FLORIDA STATE
(14-0 • 8-0 ACC/1st in West)
ACC Champions • National Champions

SEPTEMBER

2	W	41-13	* at Pitt
14	W	62-7	Nevada
21	W	54-6	Bethune-Cookman
28	W	48-34	* at Boston College

OCTOBER

5	W	63-0	* #25 Maryland
19	W	51-14	* at #3 Clemson
26	W	49-17	* North Carolina State

NOVEMBER

2	W	41-14	* #7 Miami
9	W	59-3	* at Wake Forest
16	W	59-3	* Syracuse
23	W	80-14	Idaho
30	W	37-7	at Florida

DECEMBER

7	W	45-7	vs. #20 Duke

ACC Championship Game – Charlotte, N.C.

JANUARY

6	W	34-31	vs. #2 Auburn

BCS National Championship Game – Pasadena, Calif.

2014

FLORIDA STATE
(13-1 • 8-0 ACC/1st in Atlantic • ACC Champions)

AUGUST

30	W	37-31	vs. Oklahoma State

AT&T Stadium, Arlington, Texas

SEPTEMBER

6	W	37-12	The Citadel
20	W	23-17	* #22 Clemson (OT)
27	W	56-41	* North Carolina State

OCTOBER

4	W	43-3	* Wake Forest
11	W	38-20	* Syracuse
18	W	31-27	#5 Notre Dame
30	W	42-31	* Louisville

NOVEMBER

8	W	34-20	* Virginia
15	W	30-26	* Miami (Fla.)
22	W	20-17	* Boston College
29	W	24-19	Florida

DECEMBER

6	W	37-35	vs. #12 Georgia Tech

ACC Championship Game – Charlotte, N.C.

JANUARY

1	L	20-59	vs. #3 Oregon

Rose Bowl; CFP Semifinal – Pasadena, Calif.

2015

FLORIDA STATE
(10-3 • 6-2 ACC/2nd in Atlantic)

SEPTEMBER

5	W	59-16	Texas State
12	W	34-14	South Florida
18	W	14-0	* at Boston College

OCTOBER

3	W	24-16	* at Wake Forest
10	W	29-24	* Miami (Fla.)
17	W	41-21	* Louisville
24	L	16-22	* at Georgia Tech
31	W	45-21	* Syracuse

NOVEMBER

7	L	13-23	* at #3 Clemson
14	W	34-17	* North Carolina State
21	W	52-13	Chattanooga
28	W	27-2	at #10 Florida

DECEMBER

31	L	24-38	vs. #14 Houston

Peach Bowl – Atlanta, Ga.

2016

FLORIDA STATE
(10-3 • 5-3 ACC/3rd in Atlantic)

SEPTEMBER

5	W	45-34	vs. #11 Ole Miss

Camping World Stadium, Orlando, Fla.

10	W	52-8	Charleston Southern
17	L	20-63	* at #10 Louisville
24	W	55-35	at South Florida

OCTOBER

1	L	35-37	* North Carolina
8	W	20-19	* at #10 Miami
15	W	17-6	* Wake Forest
29	L	34-37	* #3 Clemson

NOVEMBER

5	W	24-20	* at North Carolina State
11	W	45-7	* Boston College
19	W	45-14	* at Syracuse
26	W	31-13	#13 Florida

DECEMBER

30	W	33-32	vs. #6 Michigan

Orange Bowl – Miami, Fla.

2017

FLORIDA STATE
(*7-6 • 3-5 ACC/6th in Atlantic)

SEPTEMBER

2	L	24-7	vs. #1 Alabama

Mercedes-Benz Stadium, Atlanta, Ga.

23	L	21-27	* North Carolina State
30	W	26-19	* at Wake Forest

OCTOBER

7	L	20-24	* #13 Miami (Fla.)
14	W	17-10	* at Duke
21	L	28-31	* Louisville
27	L	3-35	* at Boston College

NOVEMBER

4	W	27-24	* Syracuse
11	L	14-31	* at #4 Clemson
18	W	77-6	Delaware State
25	W	38-22	at Florida

DECEMBER

2	*W	42-10	Louisiana-Monroe
27	*W	42-13	vs. Southern Miss

[1]Independence Bowl – Shreveport, La.

** – Jimbo Fisher resigned as the FSU head coach on Dec. 1, 2017 and did not coach the Seminoles in their final two game. His overall record does not reflect the victories.*

2018

TEXAS A&M
(9-4 • 5-3 SEC/2nd in West)

AUGUST

30	W	59-7	Northwestern State

SEPTEMBER

8	L	26-28	#2 Clemson
15	W	48-10	Louisiana-Monroe
22	L	23-45	* at #1 Alabama
29	W	24-17	* vs Arkansas

AT&T Stadium, Arlington, Texas

OCTOBER

6	W	20-14	* #13 Kentucky
13	W	26-23	* at South Carolina
27	L	13-28	* at Mississippi State

NOVEMBER

3	L	24-28	* at Auburn
10	W	38-24	* Ole Miss
17	W	41-20	#25 UAB
24	W	74-72	* #8 LSU

DECEMBER

31	W	52-13	vs. NC State

Gator Bowl – Jacksonville, Fla.

AGGIES IN THE NFL

(As of Sept. 30)

PLAYER (YEARS AT TEXAS A&M)	POS.	NFL TEAM
Otaro Alaka (2014-18)*	LB	Baltimore Ravens
Michael Bennett (2005-08)	DL	New England Patriots
Randy Bullock (2008-11)	PK	Cincinnati Bengals
Tra Carson (2013-15)	RB	Detroit Lions
Tyrel Dodson (2016-18)	LB	Buffalo Bills
Landis Durham (2015-18)~	DL	Los Angeles Rams
Jermaine Eluemunor (2015-16)	OL	New England Patriots
Justin Evans (2015-16)*	DB	Tampa Bay Buccaneers
Mike Evans (2012-13)	WR	Tampa Bay Buccaneers
Deshazor Everett (2011-14)	DB	Washington Redskins
Myles Garrett (2014-16)	DL	Cleveland Browns
Cullen Gillaspia (2016-18)	RB	Houston Texans
Daeshon Hall (2013-16)	DL	Philadelphia Eagles
Germain Ifedi (2013-15)	OL	Seattle Seahawks
Kingsley Keke (2015-18)	DL	Green Bay Packers
Christian Kirk (2015-17)	WR	Arizona Cardinals
Josh Lambo (2012-14)	PK	Jacksonville Jaguars
Daylon Mack (2015-18)	DL	Baltimore Ravens
Jake Matthews (2010-13)	OL	Atlanta Falcons
Erik McCoy (2016-18)	OL	New Orleans Saints
Von Miller (2007-10)	LB	Denver Broncos
Don Muhlbach (2002-03)	DS	Detroit Lions
Cedric Ogbuehi (2011-14)	OL	Jacksonville Jaguars
Damion Ratley (2015-17)	WR	Cleveland Browns
Josh Reynolds (2014-16)	WR	Los Angeles Rams
Ricky Seals-Jones (2014-16)	TE	Cleveland Browns
Jameill Showers (2011-12)*	DB	Dallas Cowboys
Jace Sternberger (2018)*	TE	Green Bay Packers
Keaton Sutherland (2015-18)	OL	Miami Dolphins
Ryan Tannehill (2008-11)	QB	Tennessee Titans
Armani Watts (2014-17)	DB	Kansas City Chiefs
Brandon Williams (2013-15)*	CB	Arizona Cardinals
Trayveon Williams (2016-18)	RB	Cincinnati Bengals
Donovan Wilson (2014-18)	DB	Dallas Cowboys

* - Injured Reserve
~ - Practice Squad

VON MILLER
2016 Super Bowl MVP

MYLES GARRETT
Texas A&M's first No. 1 overall NFL Draft pick



DON MUHLBACH
16th season in the NFL

AGGIES ON NFL COACHING STAFFS

Dennis Allen, New Orleans Saints (Defensive Coordinator), Dan Campbell, New Orleans Saints (Asst. Head Coach/Tight Ends), Kyle Caskey, Detroit Lions (Running Backs), Aaron Glenn, New Orleans Saints (Secondary), Michael Hodges, New Orleans Saints (Defensive Assistant), Johnny Holland, San Francisco 49ers (Run Game Specialist/Outside Linebackers), Jerrod Johnson, Indianapolis Colts (Bill Walsh Diversity Coaching Fellowship), Gary Kubiak, Minnesota Vikings (Asst. Head Coach/Offensive Advisor), Klint Kubiak, Minnesota Vikings (Quarterbacks Coach), Billy Yates, Detroit Lions (WCF Minority Coaching Assistantship/Defense)

Staff: Monty Gibson, Cleveland Browns (Asst. Strength & Conditioning) Larry Jackson, Cleveland Browns (Strength & Conditioning)

TEXAS A&M QUICK FACTS

LOCATION: College Station, Texas 77842
FOUNDED: 1876 (First classes)
ENROLLMENT: 69,228 (fall 2019)
PRESIDENT: Michael K. Young (BYU `73)
CHANCELLOR: John Sharp (Texas A&M `72)
FACULTY REPRESENTATIVE:
Dr. Paul Batista (Trinity `73)
DIRECTOR OF ATHLETICS:
Ross Bjork (Emporia State `85)
ATHLETICS DEPT PHONE: (979) 845-5129
CONFERENCE: Southeastern
AFFILIATION: NCAA Division I
NICKNAME: Aggies
MASCOT: Reveille (American Collie)
COLORS: Maroon (Pantone 505) and White

FOOTBALL QUICK FACTS

HEAD COACH:
JIMBO FISHER (Salem University `90)
Years at Texas A&M: 2nd (12-6)
Years as head coach: 10th (95-29)

ASSISTANT COACHES:

DARRELL DICKEY
Offensive Coordinator/Quarterbacks (Kansas State `83)

MIKE ELKO
Defensive Coordinator/Safeties (Penn '99)

DAMEYUNE CRAIG
Wide Receivers (Auburn `02)

JOE JON FINLEY
Tight Ends (Oklahoma '08)

JAY GRAHAM
Co-Offensive Coord./Running Backs (Tennessee `04)

JOSH HENSON
Offensive Line (Oklahoma State `98)

MAURICE LINGUIST
Cornerbacks (Baylor `06)

BRADLEY DALE PEVETO
Linebackers (SMU `87)

TERRY PRICE
Defensive Ends (Texas A&M `92)

ELIJAH ROBINSON
Defensive Line (Penn State `08)

JERRY SCHMIDT
Director of Athletic Performance (Nebraska '86)

KYLE FIELD QUICK FACTS

STADIUM: Kyle Field
CAPACITY: 102,733
LARGEST CROWD: 110,633 (vs. Ole Miss, Oct. 11, 2014)
PLAYING SURFACE: Natural grass
FIRST YEAR OF FOOTBALL: 1905
STADIUM BUILT: 1927 and 1929
(Renovations complete for 2015 season)

TEAM INFORMATION

BASIC OFFENSE: Pro
BASIC DEFENSE: Multiple
2018 OVERALL RECORD: 9-4
2018 SEC RECORD (FINISH): 5-3 (2nd in SEC West)
2018 BOWL: TaxSlayer Gator Bowl (W, 52-13 vs. NC State)
2018 RANKING: No. 16 (AP) | No. 16 (Coaches)

TEXAS A&M COACHES SPEED CHART

SIDELINE

JIMBO FISHER
HEAD COACH



DAMEYUNE CRAIG
WIDE RECEIVERS

JOE JON FINLEY
TIGHT ENDS



JAY GRAHAM
CO-OFF. COORD/RUNNING BACKS

MAURICE LINGUIST
CORNER BACKS

JOSH HENSON
OFFENSIVE LINE

BRADLEY DALE PEVETO
LINEBACKERS

TERRY PRICE
DEFENSIVE ENDS

ELIJAH ROBINSON
DEFENSIVE LINE

PRESS BOX

DARRELL DICKEY
OFF. COORDINATOR/QBs

MIKE ELKO
DEF. COORDINATOR/SAFETIES



JERRY SCHMIDT
DIRECTOR OF ATHLETIC PERFORMANCE



KYLE FIELD

- Home of the Aggies since 1905. Stadium built in 1927 and the horseshoe enclosed in 1929.
- Capacity: 102,733
- Stadium record crowd is 110,633 (A&M vs. Ole Miss, 10/11/2014).
- Kyle Field is named for former A&M Dean of Agriculture Edwin Jackson Kyle, who donated a 400 x 400-foot area of the southern edge of campus that had been assigned to him for horticultural experiments. It became the home of the Aggies.
- Texas A&M finished a $485 million redevelopment of Kyle Field in time for the 2015 season that made the Home of the 12th Man the largest football stadium in the SEC and the state of Texas.
- Texas A&M has led the SEC in home attendance three of the last four seasons and ranked No. 5 in FBS in 2017.

Texas A&M ranked No. 6 nationally in home attendance in 2018 with an average of 99,844 per game and drew more than 600,000 fans to Kyle Field for the sixth consecutive year.

KYLE FIELD RECORD CROWDS

110,633	Ole Miss (2014)	L, 35-20
106,749	Alabama (2019)	L, 47-28
106,248	Tennessee (2016)	W, 45-38 2OT
105,829	LSU (2014)	L, 23-17
105,733	Alabama (2015)	L, 41-23
104,892	Ole Miss (2016)	L, 29-28
104,794	Clemson (2018)	L, 28-26
104,756	Missouri (2014)	L, 34-27
104,728	Lamar (2014)	W, 73-3
104,625	Auburn (2015)	L, 26-10
104,455	Mississippi State (2015)	W, 30-17

KYLE FIELD RECORD SEASON AVERAGES

1.	105,122	2014	630,735 / 6 games
2.	103,622	2015	725,354 / 7 games
3.	101,917	2016	713,418 / 7 games
4.	99,844	2018	698,908 / 7 games
5.	98,802	2017	691,612 / 7 games
6.	87,183	2011	610,283 / 7 games
7.	87,125	2013	697,003 / 8 games
8.	87,014	2012	522,083 / 6 games
9.	82,711	2001	496,268 / 6 games
10.	82,477	2010	577,338 / 7 games

MEDIA SCHEDULE/INFORMATION

SUNDAY	MONDAY	TUESDAY	WEDNESDAY	THURSDAY	FRIDAY	SATURDAY
No availability All player interview requests for Monday's press conference must be submitted to *acannon@athletics.tamu.edu* by 11 a.m. on Sunday.	Weekly Press Conference (Kyle Field Media Center) 11:30 a.m.- 1 p.m.: Players 1 p.m.: Coach Fisher (Web stream available via 12thMan.com)	No availability	SEC Teleconference Coach Fisher appears from 11:30-39 a.m. 5:30 p.m.: "The Pulse" (AT&T SportsNet) 6:30 p.m.: "The Pulse" (KBTX-TV/Bryan/College Station & CW-8 Aggieland) 7-8 p.m.: Jimbo Fisher Radio Show (Rudy's) on TAMU Radio Network (12thMan.com/listen)	No availability 6 p.m.: "The Pulse" (ESPNU)	No availability 12 midnight: Midnight Yell Practice Location: Kyle Field All media requests for Midnight Yell Practice should be directed to TAMU Marketing and Communication	6:30 p.m. Texas A&M vs. Mississippi State - Kyle Field, College Station, Texas (Locker room is closed. Coaches and players will be brought to the media area promptly after game.)

CREDENTIALS

Media credentials should be requested via www.sportssystems.com/clients/seccredentials at least one week in advance of game and will be mailed if time permits. Otherwise, credentials can be picked up at Media Will Call inside Entry 7 (east side of Kyle Field, near the northeast activation tower). Media Will Call opens four hours prior to game time. The Kyle Field press box seats approximately 120 working media members. Media seating is limited, so credentials will be issued according to Texas A&M and the SEC credential guidelines, which can be found at www.12thMan.com/media.

WEEKLY GAME NOTES

Media members wishing to receive the weekly game notes via E-mail can do so by e-mailing Rachel Perreault (rperreault@athletics.tamu.edu).

PRACTICE

All practices are closed to the public, and only the first 15-20 minutes of selected workouts will be open for members of accredited media outlets. Media members wishing to attend the beginning of practice should contact the athletics communications office for availability, exact start times and location.

WEEKLY PRESS CONFERENCE

Texas A&M conducts a weekly press conference on Monday of all game weeks beginning at 11:30 a.m. at the Kyle Field Media Center. Coach Jimbo Fisher addresses the media promptly at 1 p.m. Player requests should be made to the athletics communications office no later than 11 a.m. on Sunday. Unless class schedules present a conflict, requested student-athletes will be available beginning at 11:30 a.m. This is the preferred time for all interviews to occur.

SEC TELECONFERENCE

The 14 SEC coaches will be featured on a weekly teleconference each Wednesday from 10 a.m. - 12:30 p.m. (CT) beginning August 29 and concluding November 21.

10:00 a.m.	Ed Orgeron, LSU
10:10 a.m.	Kirby Smart, Georgia
10:20 a.m.	Dan Mullen, Florida
10:30 a.m.	Derek Mason, Vanderbilt
10:40 a.m.	Nick Saban, Alabama
10:50 a.m.	Jeremy Pruitt, Tennessee
11:00 a.m.	Chad Morris, Arkansas
11:10 a.m.	Will Muschamp, South Carolina
11:20 a.m.	Matt Luke, Ole Miss
11:30 a.m.	**Jimbo Fisher, Texas A&M**
11:40 a.m.	Mark Stoops, Kentucky
11:50 a.m.	Joe Moorhead, Mississippi St.
12:00 p.m.	Barry Odom, Missouri
12:10 p.m.	Gus Malzahn, Auburn

Alan Cannon (with binoculars) has overseen Texas A&M's football publicity since 1989.

PRESS BOX

The main press box is now located at the 800 level on the east side of Kyle Field, or the side facing Houston Street, and can be accessed through the elevator at **Entry 7 or Entry 9.** The TV broadcast booths are located west side of the stadium.

POSTGAME

At home games, post-game interviews with Texas A&M players and head coach Jimbo Fisher are conducted in a specially equipped interview room at the southeast corner of Kyle Field. At away games, similar policy is in effect and location of interviews will be determined.

MEDIA WILL CALL

Media will call is located at Entry 7, on the east side of the stadium near the northeast activation tower.

TEXAS A&M ATHLETICS COMMUNICATIONS

ASSOC. AD /MEDIA RELATIONS

ALAN CANNON
(interview requests/credentials)
E-MAIL: acannon@athletics.tamu.edu
CELL: 979/777-4200

ASSISTANT DIRECTOR

MATT CALLAWAY
(game notes/stats/flip card)
E-MAIL: mcallaway@athletics.tamu.edu
CELL: 713/305-0815

ASSISTANT DIRECTOR

RACHEL PERREAULT
(game notes/game program)
E-MAIL:rperreault@athletics.tamu.edu
CELL: 603/767-6492

DIRECTOR

BRAD MARQUARDT
E-MAIL: bmarquardt@athletics.tamu.edu
CELL: 979/229-8651

ASSISTANT DIRECTOR

DAVID WAXMAN
(west press box)
E-MAIL: dwaxman@athletics.tamu.edu
CELL: 832/326-2863

SENIOR OFFICE ASSOCIATE

JACKIE THORNTON
E-MAIL: jackiet@athletics.tamu.edu
OFFICE: 979/845-5725

SID MAILING ADDRESS

TEXAS A&M MEDIA RELATIONS
1228 TAMU
College Station, TX 77843-1228

SID OVERNIGHT ADDRESS

TEXAS A&M ATHLETICS
Media Relations
756 Houston St.
College Station, TX 77843

TEXAS A&M DEPTH CHART

OFFENSE

WR	1	**QUARTNEY DAVIS**, 6-2, 200, Jr-2L, Houston, TX
	14	Camron Buckley, 6-2, 190, Jr-2L, Cedar Hill, TX
	17	Ainias Smith, 5-10, 193, Fr-HS, Sugar Land, TX
LT	65	**DAN MOORE JR.**, 6-5, 325, Jr-2L, Beaumont, TX
	74	Kellen Diesch, 6-5, 298, Jr-1L, Trophy Club, TX
LG	73	Jared Hocker, 6-5, 323, Jr-2L, North Richland Hills, TX
	71	Grayson Reed, 6-5, 305, So-1L, Cypress, TX
C	76	Colton Prater, 6-4, 298, Sr-3L, Bossier City, LA
	77	**RYAN MCCOLLUM**, 6-5, 305, Jr-2L, Spring, TX
RG	55	Kenyon Green, 6-4, 330, Fr-HS, Humble, TX
	75	Luke Matthews, 6-4, 315, Fr-RS, Missouri City, TX
RT	**54**	**CARSON GREEN**, 6-6, 315, Jr-2L, Southlake, TX
	53	Blake Trainor, 6-7, 330, Fr-HS, Hallsville, TX
TE	86	Glenn Beal, 6-5, 260, So-1L, New Orleans, LA
<or>	85	Jalen Wydermyer, 6-5, 260, Fr-HS, Dickinson, TX
WR	**2**	**JHAMON AUSBON**, 6-2, 218, Jr-2L, Houston, TX
	5	Jalen Preston, 6-2, 214, Fr-RS, Manvel, TX
WR	13	Kendrick Rogers, 6-4, 204, Jr-2L, Frankston, TX
	81	Caleb Chapman, 6-5, 214, Fr-RS, Friendswood, TX
QB	**11**	**KELLEN MOND**, 6-2, 217, Jr-2L, San Antonio, TX
	8	Connor Blumrick, 6-5, 210, So-SQ, Pearland, TX
<or>	4	James Foster, 6-3, 217, Fr-RS, Montgomery, AL
<or>	10	Zach Calzada, 6-3, 209, Fr-HS, Sugar Hill, GA
FB	43	Cagan Baldree, 6-4, 260, Jr-SQ, Carthage, TX
RB	23	Jacob Kibodi, 6-2, 218, So-1L, Baton Rouge, LA
<or>	28	Isaiah Spiller, 6-1, 220, Fr-HS, Spring, TX
<or>	25	Cordarrian Richardson, 6-0, 240, So-TR, Memphis, TN

DEFENSE

DE	3	Tyree Johnson, 6-4, 250, So-1L, Washington, DC
	93	Max Wright, 6-4, 262, So-1L, Katy, TX
<or>	15	Jeremiah Martin, 6-5, 244, So-1L, San Bernadino, CA
DT	52	**JUSTIN MADUBUIKE**, 6-3, 304, Jr-2L, McKinney, TX
	92	Jayden Peevy, 6-6, 298, Jr-2L, Bellaire, TX
DT	5	Bobby Brown III, 6-4, 325, So-1L, Arlington, TX
	99	Josh Rogers, 6-5, 290, So-1L, Houston, TX
DE	91	Micheal Clemons, 6-5, 272, Jr-1L, Garland, TX
	8	DeMarvin Leal, 6-4, 290, Fr-HS, San Antonio, TX
<or>	40	Tyree Wilson, 6-6, 260, Fr-RS, New London, TX
WLB	19	Anthony Hines III, 6-3, 226, So-1L, Plano, TX
	32	Andre White, Jr., 6-3, 225, Fr-HS, Harrisburg, PA
MLB	1	Buddy Johnson, 6-2, 228, Jr-2L, Dallas, TX
	12	Braden White, 5-11, 224, Jr-2L, Florence, AL
<or>	33	Aaron Hansford, 6-3, 240, Jr-1L, Washington, D.C.
SLB	20	Ikenna Okeke, 6-3, 225, So-SQ, Smyrna, TN
	24	Chris Russell, 6-2, 220, Fr-HS, Dyersburg, TN
CB	10	Myles Jones, 6-4, 185, Jr-2L, Magnolia, TX
	7	Devin Morris, 6-1, 192, So-SQ, Caldwell, TX
<or>	27	Roney Elam, 6-2, 195, Sr-3L, Newton, TX
CB	29	**DEBIONE RENFRO**, 6-2, 198, Jr-2L, Pearland, TX
<or>	2	Elijah Blades, 6-2, 185, Jr-TR, Pasadena, CA
	21	**CHARLES OLIVER**, 6-2, 196, Sr-3L, Fairfield, TX
SF	9	Leon O'Neal Jr., 6-1, 206, So-1L, Cypress, TX
<or>	14	Keldrick Carper, 6-2, 200, Jr-2L, Plain Dealing, LA
SF	26	Demani Richardson, 6-1. 210, Fr-HS, Waxahachie, TX
	25	Brian Williams, 6-1, 218, Fr-HS, Dallas, TX

SPECIAL TEAMS

PLK	47	**SETH SMALL**, 5-11, 205, So-1L, Katy, TX
	36	Caden Davis, 6-2, 191, Fr-HS, Coppell, TX
P	34	**BRADEN MANN**, 5-11, 195, Sr-3L, Houston, TX
	95	Nik Constantinou, 6-0, 190, Fr-HS, Melbourne, Australia
KO	34	**BRADEN MANN**, 5-11, 195, Sr-3L, Houston, TX
SNP	40	Connor Choate, 6-1, 203, Fr-RS, Coppell, TX
	39	Jake Pagel, 6-2, 227, So-SQ, Dallas, TX
HOLD	34	**BRADEN MANN**, 5-11, 195, Sr-3L, Houston, TX
PR	17	Ainias Smith, 5-10, 193, Fr-HS, Sugar Land, TX
KOR	17	Ainias Smith, 5-10, 193, Fr-HS, Sugar Land, TX
	5	Jalen Preston, 6-2, 214, Fr-RS, Manvel, TX

BOLD CAPS -- denotes 2018 starter

PRONUNCIATION GUIDE

Audible pronunciations available on the online roster at 12thMan.com

JHAMON AUSBON _____ JAH-mon OZ-bun
KE'UNDRE AZAKYTU _____ KEY-andre as-a-CU-tee
KE'SHUN Brown _____ key-SHUN
JASHAUN Corbin _____ JAY-shawn
QUARTNEY Davis _____ Courtney
Kellen **DIESCH** _____ deesh
RONEY Elam _____ ronnie
Camron **HORRY** _____ OR-ee
Jacob **KIBODI** _____ kah-BO-dee
DeMarvin **LEAL** _____ lee-AL
Justin **MADUBUIKE** _____ MAD-uh-bee-kay
KEEATH Magee II _____ Keith
IKENNA OKEKE _____ EYE-kay-nah Oh-kay-kay
Jake **PAGEL** _____ pay-gell
DEBIONE Renfro _____ DEB-ee-on
Jalen **WYDERMYER** _____ WHY-der-meyer
DYLAN Wright _____ DAY-lin

TEXAS A&M ALPHABETICAL ROSTER

NO.	PLAYER	POS.	HT	WT	CL-EXP	HOMETOWN (HIGH SCHOOL/PREVIOUS SCHOOL)
51	Anderson, Riley	OL	6-5	304	Jr-SQ	Mineola, TX (Mineola)
2	Ausbon, Jhamon	WR	6-2	218	Jr-2L	Houston, TX (IMG Academy (Fla))
42	Azakytu, Ke'Undre	WR	6-0	190	Jr-SQ	Dallas, TX (Wilmer Hutchins)
43	Baldree, Cagan	FB	6-4	265	Jr-SQ	Carthage, TX (Carthage)
34	Barker, Noah	DB	6-0	181	So-SQ	Salado, TX (Salado)
86	Beal, Glenn	TE	6-5	265	So-1L	New Orleans, LA (John Curtis)
2	Blades, Elijah	DB	6-2	185	Jr-TR	Pasadena, CA (Muir/Arizona Western)
45	Bland, Logan	LB	6-0	230	Fr-HS	Goliad, TX (Goliad)
72	Blanton, Colten	OL	6-7	303	Fr-RS	Cypress, TX (Cy Ranch)
8	Blumrick, Connor	QB	6-5	210	So-SQ	Pearland, TX (Pearland)
30	Boykin, Andrew	WR	6-1	181	So-SQ	Austin, TX (Westlake)
31	Britz, Reinard	QB	6-3	192	Fr-RS	Conroe, TX (Oak Ridge)
37	Brobbey, Nigel	FB	6-2	230	Fr-HS	Arlington, TX (Mansfield Summit)
5	Brown III, Bobby	DL	6-4	325	So-1L	Arlington, TX (Lamar)
18	Brown, Kam	WR	6-0	180	Fr-HS	Colleyville, TX (Heritage)
36	Brown, Ke'Shun	LB	6-1	230	Fr-HS	Montgomery, AL (Carver)
14	Buckley, Camron	WR	6-2	194	Jr-2L	Cedar Hill, TX (Cedar Hill)
29	Bushland, Daniel	WR	6-0	190	Fr-RS	Austin, TX (St. Michael's Catholic Academy)
10	Calzada, Zach	QB	6-3	209	Fr-HS	Sugar Hill, GA (Lanier)
14	Carper, Keldrick	DB	6-2	200	Jr-2L	Plain Dealing, LA (Plain Dealing)
81	Chapman, Caleb	WR	6-5	214	Fr-RS	Friendswood, TX (Clear Brook)
22	Chattman, Clifford	DB	6-5	192	Jr-1L	New Orleans, LA (McDonogh 35)
40	Choate, Connor	DS	6-1	203	Fr-RS	Coppell, TX (Coppell)
60	Clement, Bart	OL	6-2	319	Fr-RS	Missouri City, TX (Ft. Bend Marshall)
91	Clemons, Micheal	DL	6-5	270	Jr-1L	Garland, TX (Sachse/Cisco (TX) JC)
7	Corbin, Jashaun	RB	6-0	210	So-1L	Rockledge, FL (Rockledge)
95	Constantinou, Nik	P	6-0	190	Fr-HS	Melbourne, Australia (Penleigh & Essendon Grammar)
35	Cuellar, Zachary	DB	5-10	175	Jr-SQ	San Antonio, TX (Churchill)
88	Cupp, Baylor	TE	6-6	245	Fr-HS	Brock, TX (Brock)
36	Davis, Caden	PLK	6-2	196	Fr-HS	Coppell, TX (Coppell)
1	Davis, Quartney	WR	6-2	200	Jr-2L	Houston, TX (Langham Creek)
74	Diesch, Kellen	OL	6-6	298	Jr-1L	Trophy Club, TX (Byron Nelson)
27	Elam, Roney	DB	6-2	195	Sr-3L	Newton, TX (Newton)
15	Fernandes, Alex	QB	6-3	209	So-TR	Austin, TX (Vandegrift/UTEP)
4	Foster, James	QB	6-3	217	Fr-RS	Montgomery, AL (Lanier)
28	Fuller, Travon	DB	6-1	174	Jr-2L	Athens, TX (Athens)
67	Gallagher, Galen	OL	6-4	296	Fr-RS	Orange Grove, TX (Orange Grove)
54	Green, Carson	OL	6-6	315	Jr-2L	Southlake, TX (Carroll)
55	Green, Kenyon	OL	6-4	330	Fr-HS	Humble, TX (Atascocita)
26	Groff, Jacob	TE	6-2	200	So-SQ	San Antonio, TX (Churchill)
48	Guerrieri, Alan	P/K	5-10	190	Fr-HS	College Station, TX (College Station)
62	Hall, Harrison	OL	6-1	266	Fr-HS	Dallas, TX (Highland Park)
33	Hansford, Aaron	LB	6-3	240	Jr-1L	Washington, D.C. (St. John's College)
94	Higdon, Spencer	LB	6-2	223	So-SQ	San Antonio, TX (Christian)
19	Hines III, Anthony	LB	6-3	226	So-1L	Plano, TX (East)
38	Hitchcock, Konnor	DB	5-8	174	So-SQ	Tyler, TX (Chapel Hill)
73	Hocker, Jared	OL	6-5	323	Jr-2L	North Richland Hills, TX (Birdville)
42	Horry, Camron	TE	6-5	275	So-SQ	Katy, TX (Taylor)
37	Howard, Mitchell	DL	6-1	254	Sr-SQ	Cypress, TX (Concordia Lutheran)
6	Hunter, Derick	DL	6-4	295	Fr-HS	Ft. Myers, FL (Dunbar)
83	Jackson, Kenyon	WR	6-6	200	Fr-HS	Loganville, GA (Grayson)
3	Jackson, Vernon	RB	6-3	230	So-1L	Boling, TX (Boling)
79	Jenkins, Marcus "Tank"	OL	6-3	325	Fr-RS	Montgomery, AL (Park Crossing)
16	Johnson, Brian	DB	6-2	190	So-1L	Manvel, TX (Manvel)
1	Johnson, Buddy	LB	6-2	228	Jr-2L	Dallas, TX (Kimball)
31	Johnson, Marquez	DB	5-10	200	Jr-SQ	Dallas, TX (Pinkston)
3	Johnson, Tyree	DL	6-4	250	Fr-RS	Washington, DC (St. John's College)
55	Jones, Adarious	DL	6-4	310	Fr-HS	Virginia Beach, VA (Bishop Sullivan)
9	Jones, Hezekiah	WR	5-11	189	Jr-2L	Stafford, TX (Stafford)
10	Jones, Myles	DB	6-4	185	Jr-2L	Magnolia, TX (West)
23	Kibodi, Jacob	RB	6-2	218	So-1L	Baton Rouge, LA (Christian Life Academy)
63	Kobza, Braeden	OL	5-11	272	Fr-HS	Tomball, TX (Rosehill Christian)
16	Lane, Chase	WR	6-0	194	Fr-HS	Houston, TX (St. Pius X)
8	Leal, DeMarvin	DL	6-4	290	Fr-HS	San Antonio, TX (Judson)

NO.	PLAYER	POS.	HT	WT	CL-EXP	HOMETOWN (HIGH SCHOOL/PREVIOUS SCHOOL)
23	Lee Jr., Tarian	LB	6-2	233	Fr-HS	Tallahassee, FL (Godby)
53	Locke, John	LB	6-2	210	Jr-SQ	Richmond, TX (Ft. Bend Travis)
52	Madubuike, Justin	DL	6-3	304	Jr-2L	McKinney, TX (North)
56	Magee II, Keeath	LB	6-0	225	Jr-2L	Houston, TX (Westfield)
41	Maldonado, Michael	DS	6-1	201	So-TR	Somerset, TX (Somerset/UTSA)
34	Mann, Braden	P/KO	5-11	195	Sr-3L	Houston, TX (Cy-Fair)
39	Marek, Brady	DB	6-0	165	So-SQ	Keller, TX (Keller)
15	Martin, Jeremiah	DL	6-5	244	So-1L	San Bernadino, CA (Cajon)
20	Mason, Reese	WR	6-1	204	Fr-RS	Magnolia, TX (Magnolia)
75	Matthews, Luke	OL	6-4	315	Fr-RS	Missouri City, TX (Elkins)
51	Mawad, Joseph	LB	6-2	238	So-SQ	Oyster Bay, NY (St. Dominic)
77	McCollum, Ryan	OL	6-5	305	Jr-2L	Spring, TX (Klein Oak)
89	Mellenbruch, Justin	FB	6-1	240	So-SQ	Austin, TX (Westlake)
95	Milam, Danny	DL	5-11	257	Jr-SQ	Douglasville, GA (New Manchester)
11	Mond, Kellen	QB	6-3	217	Jr-2L	San Antonio, TX (IMG Academy (Fla.))
65	Moore Jr., Dan	OL	6-5	325	Jr-2L	Beaumont, TX (West Brook)
7	Morris, Devin	DB	6-1	192	So-SQ	Caldwell, TX (Caldwell)
20	Okeke, Ikenna	LB	6-3	225	So-SQ	Smyrna, TN (Smyrna)
21	Oliver, Charles	DB	6-2	196	Sr-3L	Fairfield, TX (Fairfield)
80	Ondrusek, Tyler	TE	6-7	211	Fr-RS	Houston, TX (Westbury Christian)
9	O'Neal Jr., Leon	DB	6-1	210	So-1L	Cypress, TX (Cypress Springs)
41	Orebo, R.J.	DL	6-7	265	Fr-HS	Dayton, TX (Dayton)
39	Pagel, Jake	DS	6-2	227	So-SQ	Dallas, TX (Jesuit)
6	Paul, Roshauud	WR	6-0	180	Jr-2L	Bremond, TX (Bremond)
92	Peevy, Jayden	DL	6-6	290	Jr-2L	Bellaire, TX (Bellaire)
76	Prater, Colton	OL	6-4	298	Sr-3L	Bossier City, LA (Airline)
30	Prendergast, Cade	DB	6-3	190	So-SQ	Prosper, TX (Prosper)
5	Preston, Jalen	WR	6-2	214	Fr-RS	Manvel, TX (Manvel)
35	Reaves, Bladen	RB	5-10	196	Fr-HS	Atlanta, TX (Pleasant Grove)
71	Reed, Grayson	OL	6-5	305	So-1L	Cypress, TX (Cypress Creek)
29	Renfro, Debione	DB	6-2	198	Jr-2L	Pearland, TX (Pearland)
46	Renick, Ryan	TE	6-2	231	Jr-1L	Iola, TX (Iola/Kansas)
25	Richardson, Cordarrian	RB	6-0	240	So-TR	Memphis, TN (Trezevant/UCF)
26	Richardson, Demani	DB	6-1	210	Fr-HS	Waxahachie, TX (Waxahachie)
38	Riethman, Drew	PLK	6-0	205	Jr-SQ	Ft. Worth, TX (Nolan Catholic)
64	Robinson, Layden	OL	6-4	314	Fr-HS	Manvel, TX (Manvel)
99	Rogers, Josh	DL	6-5	290	So-1L	Houston, TX (Christian)
13	Rogers, Kendrick	WR	6-4	204	Jr-2L	Frankston, TX (Frankston)
24	Russell, Chris	LB	6-2	220	Fr-HS	Dyersburg, TN (Dyersburg)
57	Rutledge, McCrae	LB	5-10	211	Jr-SQ	Uvalde, TX (Uvalde)
27	Sanders, A.J.	RB	5-10	205	Jr-SQ	The Woodlands, TX (College Park)
87	Scoggin, Tyler	TE	6-4	248	Fr-RS	Weatherford, TX (Weatherford)
47	Small, Seth	PLK	5-11	205	So-1L	Katy, TX (Katy)
17	Smith, Ainias	WR	5-10	193	Fr-HS	Sugar Land, TX (Ft. Bend Dulles)
32	Smith, Hunter	WR	6-3	203	Jr-SQ	Pearland, TX (Pearland)
24	Smith, Jake	QB	6-2	221	Fr-HS	Tyler, TX (Bishop Gorman)
61	Spann, Thomas	OL	6-5	300	So-TR	Mt. Pleasant, TX (Mt. Pleasant/Trinity Valley CC)
28	Spiller, Isaiah	RB	6-1	220	Fr-HS	Spring, TX (Klein Collins)
45	Stanley, Sam	FB	6-2	245	Jr-TR	Tomball, TX (Christian/Sam Houston St.)
19	Taylor, Colton	QB	6-3	205	Jr-SQ	Houston, TX (Memorial)
33	Taylor, Dylan	WR	6-4	207	Jr-TR	Seguin, TX (Seguin/Texas State)
58	Townsend, Garrett	DS	5-11	215	Fr-HS	Houston, TX (Cypress Christian)
53	Trainor, Blake	OL	6-7	330	Fr-HS	Hallsville, TX (Hallsville)
4	Tucker, Derrick	DB	6-1	195	Jr-2L	Manvel, TX (Manvel)
47	West. Ethan	WR	5-10	170	Fr-HS	Houston, TX (Stratford)
12	White, Braden	LB	5-11	225	Jr-2L	Florence, AL (Florence)
32	White Jr., Andre	LB	6-3	225	Fr-HS	Harrisburg, PA (Harrisburg)
25	Williams, Brian	DB	6-1	218	Fr-HS	Dallas, TX (Bishop Dunne)
40	Wilson, Tyree	DL	6-6	260	Fr-RS	New London, TX (West Rusk)
82	Wright, Dylan	WR	6-4	215	Fr-HS	Mesquite, TX (West Mesquite)
93	Wright, Max	DL	6-4	265	So-1L	Katy, TX (Katy Taylor)
85	Wydermyer, Jalen	TE	6-5	260	Fr-HS	Dickinson, TX (Dickinson)
13	Young, Erick	DB	6-1	212	Fr-HS	Richmond, TX (Ft. Bend Bush)
43	Zettler, Alex	DB	6-0	194	Fr-RS	West Jordan, UT (Brighton)

TEXAS A&M NUMERICAL ROSTER

NO.	PLAYER	POS.	HT	WT	CL-EXP	HOMETOWN (HIGH SCHOOL/PREVIOUS SCHOOL)
1	Davis, Quartney	WR	6-2	200	Jr-2L	Houston, TX (Langham Creek)
1	Johnson, Buddy	LB	6-2	228	Jr-2L	Dallas, TX (Kimball)
2	Ausbon, Jhamon	WR	6-2	218	Jr-2L	Houston, TX (IMG Academy (Fla))
2	Blades, Elijah	DB	6-2	185	Jr-TR	Pasadena, CA (Muir/Arizona Western)
3	Jackson, Vernon	RB	6-3	230	So-1L	Boling, TX (Boling)
3	Johnson, Tyree	DL	6-4	250	Fr-RS	Washington, DC (St. John's College)
4	Foster, James	QB	6-3	217	Fr-RS	Montgomery, AL (Lanier)
4	Tucker, Derrick	DB	6-1	195	Jr-2L	Manvel, TX (Manvel)
5	Brown III, Bobby	DL	6-4	325	So-1L	Arlington, TX (Lamar)
5	Preston, Jalen	WR	6-2	214	Fr-RS	Manvel, TX (Manvel)
6	Hunter, Derick	DL	6-4	295	Fr-HS	Ft. Myers, FL (Dunbar)
6	Paul, Roshauud	WR	6-0	180	Jr-2L	Bremond, TX (Bremond)
7	Corbin, Jashaun	RB	6-0	210	So-1L	Rockledge, FL (Rockledge)
7	Morris, Devin	DB	6-1	192	So-SQ	Caldwell, TX (Caldwell)
8	Blumrick, Connor	QB	6-5	210	So-SQ	Pearland, TX (Pearland)
8	Leal, DeMarvin	DL	6-4	290	Fr-HS	San Antonio, TX (Judson)
9	Jones, Hezekiah	WR	5-11	189	Jr-2L	Stafford, TX (Stafford)
9	O'Neal Jr., Leon	DB	6-1	210	So-1L	Cypress, TX (Cypress Springs)
10	Calzada, Zach	QB	6-3	209	Fr-HS	Sugar Hill, GA (Lanier)
10	Jones, Myles	DB	6-4	185	Jr-2L	Magnolia, TX (West)
11	Mond, Kellen	QB	6-3	217	Jr-2L	San Antonio, TX (IMG Academy (Fla.))
12	White, Braden	LB	5-11	225	Jr-2L	Florence, AL (Florence)
13	Rogers, Kendrick	WR	6-4	204	Jr-2L	Frankston, TX (Frankston)
13	Young, Erick	DB	6-1	212	Fr-HS	Richmond, TX (Ft. Bend Bush)
14	Buckley, Camron	WR	6-2	194	Jr-2L	Cedar Hill, TX (Cedar Hill)
14	Carper, Keldrick	DB	6-2	200	Jr-2L	Plain Dealing, LA (Plain Dealing)
15	Fernandes, Alex	QB	6-3	209	So-TR	Austin, TX (Vandegrift/UTEP)
15	Martin, Jeremiah	DL	6-5	244	So-1L	San Bernadino, CA (Cajon)
16	Johnson, Brian	DB	6-2	190	So-1L	Manvel, TX (Manvel)
16	Lane, Chase	WR	6-0	194	Fr-HS	Houston, TX (St. Pius X)
17	Smith, Ainias	WR	5-10	193	Fr-HS	Sugar Land, TX (Ft. Bend Dulles)
18	Brown, Kam	WR	6-0	180	Fr-HS	Colleyville, TX (Heritage)
19	Hines III, Anthony	LB	6-3	226	So-1L	Plano, TX (East)
19	Taylor, Colton	QB	6-3	205	Jr-SQ	Houston, TX (Memorial)
20	Mason, Reese	WR	6-1	204	Fr-RS	Magnolia, TX (Magnolia)
20	Okeke, Ikenna	LB	6-3	225	So-SQ	Smyrna, TN (Smyrna)
21	Oliver, Charles	DB	6-2	196	Sr-3L	Fairfield, TX (Fairfield)
22	Chattman, Clifford	DB	6-5	192	Jr-1L	New Orleans, LA (McDonogh 35)
23	Kibodi, Jacob	RB	6-2	218	So-1L	Baton Rouge, LA (Christian Life Academy)
23	Lee Jr., Tarian	LB	6-2	233	Fr-HS	Tallahassee, FL (Godby)
24	Russell, Chris	LB	6-2	220	Fr-HS	Dyersburg, TN (Dyersburg)
24	Smith, Jake	QB	6-2	221	Fr-HS	Tyler, TX (Bishop Gorman)
25	Richardson, Cordarrian	RB	6-0	240	So-TR	Memphis, TN (Trezevant/UCF)
25	Williams, Brian	DB	6-1	218	Fr-HS	Dallas, TX (Bishop Dunne)
26	Groff, Jacob	TE	6-2	200	So-SQ	San Antonio, TX (Churchill)
26	Richardson, Demani	DB	6-1	210	Fr-HS	Waxahachie, TX (Waxahachie)
27	Elam, Roney	DB	6-2	195	Sr-3L	Newton, TX (Newton)
27	Sanders, A.J.	RB	5-10	205	Jr-SQ	The Woodlands, TX (College Park)
28	Fuller, Travon	DB	6-1	174	Jr-2L	Athens, TX (Athens)
28	Spiller, Isaiah	RB	6-1	220	Fr-HS	Spring, TX (Klein Collins)
29	Bushland, Daniel	WR	6-0	190	Fr-RS	Austin, TX (St. Michael's Catholic Academy)
29	Renfro, Debione	DB	6-2	198	Jr-2L	Pearland, TX (Pearland)
30	Boykin, Andrew	WR	6-1	181	So-SQ	Austin, TX (Westlake)
30	Prendergast, Cade	DB	6-3	190	So-SQ	Prosper, TX (Prosper)
31	Britz, Reinard	QB	6-3	192	Fr-RS	Conroe, TX (Oak Ridge)
31	Johnson, Marquez	DB	5-10	200	Jr-SQ	Dallas, TX (Pinkston)
32	Smith, Hunter	WR	6-3	203	Jr-SQ	Pearland, TX (Pearland)
32	White Jr., Andre	LB	6-3	225	Fr-HS	Harrisburg, PA (Harrisburg)
33	Hansford, Aaron	LB	6-3	240	Jr-1L	Washington, D.C. (St. John's College)
33	Taylor, Dylan	WR	6-4	207	Jr-TR	Seguin, TX (Seguin/Texas State)
34	Barker, Noah	DB	6-0	181	So-SQ	Salado, TX (Salado)
34	Mann, Braden	P/KO	5-11	195	Sr-3L	Houston, TX (Cy-Fair)
35	Cuellar, Zachary	DB	5-10	175	Jr-SQ	San Antonio, TX (Churchill)
35	Reaves, Bladen	RB	5-10	196	Fr-HS	Atlanta, TX (Pleasant Grove)
36	Brown, Ke'Shun	LB	6-1	230	Fr-HS	Montgomery, AL (Carver)
36	Davis, Caden	PLK	6-2	196	Fr-HS	Coppell, TX (Coppell)
37	Brobbey, Nigel	FB	6-2	230	Fr-HS	Arlington, TX (Mansfield Summit)
37	Howard, Mitchell	DL	6-1	254	Sr-SQ	Cypress, TX (Concordia Lutheran)
38	Hitchcock, Konnor	DB	5-8	174	So-SQ	Tyler, TX (Chapel Hill)
38	Riethman, Drew	PLK	6-0	205	Jr-SQ	Ft. Worth, TX (Nolan Catholic)
39	Marek, Brady	DB	6-0	165	So-SQ	Keller, TX (Keller)
39	Pagel, Jake	DS	6-2	227	So-SQ	Dallas, TX (Jesuit)
40	Choate, Connor	DS	6-1	203	Fr-RS	Coppell, TX (Coppell)
40	Wilson, Tyree	DL	6-6	260	Fr-RS	New London, TX (West Rusk)
41	Maldonado, Michael	DS	6-1	201	So-TR	Somerset, TX (Somerset/UTSA)
41	Orebo, R.J.	DL	6-7	265	Fr-HS	Dayton, TX (Dayton)
42	Azakytu, Ke'Undre	WR	6-0	190	Jr-SQ	Dallas, TX (Wilmer Hutchins)
42	Horry, Camron	TE	6-5	275	So-SQ	Katy, TX (Taylor)
43	Baldree, Cagan	FB	6-4	265	Jr-SQ	Carthage, TX (Carthage)
43	Zettler, Alex	DB	6-0	194	Fr-RS	West Jordan, UT (Brighton)
45	Bland, Logan	LB	6-0	230	Fr-HS	Goliad, TX (Goliad)
45	Stanley, Sam	FB	6-2	245	Jr-TR	Tomball, TX (Christian/Sam Houston St.)
46	Renick, Ryan	TE	6-2	231	Jr-1L	Iola, TX (Iola/Kansas)
47	Small, Seth	PLK	5-11	205	So-1L	Katy, TX (Katy)
47	West. Ethan	WR	5-10	170	Fr-HS	Houston, TX (Stratford)
48	Guerrieri, Alan	P/K	5-10	190	Fr-HS	College Station, TX (College Station)
51	Anderson, Riley	OL	6-5	304	Jr-SQ	Mineola, TX (Mineola)
51	Mawad, Joseph	LB	6-2	238	So-SQ	Oyster Bay, NY (St. Dominic)
52	Madubuike, Justin	DL	6-3	304	Jr-2L	McKinney, TX (North)
53	Locke, John	LB	6-2	210	Jr-SQ	Richmond, TX (Ft. Bend Travis)
53	Trainor, Blake	OL	6-7	330	Fr-HS	Hallsville, TX (Hallsville)
54	Green, Carson	OL	6-6	315	Jr-2L	Southlake, TX (Carroll)
55	Green, Kenyon	OL	6-4	330	Fr-HS	Humble, TX (Atascocita)
55	Jones, Adarious	DL	6-4	310	Fr-HS	Virginia Beach, VA (Bishop Sullivan)
56	Magee II, Keeath	LB	6-0	225	Jr-2L	Houston, TX (Westfield)
57	Rutledge, McCrae	LB	5-10	211	Jr-SQ	Uvalde, TX (Uvalde)
58	Townsend, Garrett	DS	5-11	215	Fr-HS	Houston, TX (Cypress Christian)
60	Clement, Bart	OL	6-2	319	Fr-RS	Missouri City, TX (Ft. Bend Marshall)
61	Spann, Thomas	OL	6-5	300	So-TR	Mt. Pleasant, TX (Mt. Pleasant/Trinity Valley CC)
62	Hall, Harrison	OL	6-1	266	Fr-HS	Dallas, TX (Highland Park)
63	Kobza, Braeden	OL	5-11	272	Fr-HS	Tomball, TX (Rosehill Christian)
64	Robinson, Layden	OL	6-4	314	Fr-HS	Manvel, TX (Manvel)
65	Moore Jr., Dan	OL	6-5	325	Jr-2L	Beaumont, TX (West Brook)
67	Gallagher, Galen	OL	6-4	296	Fr-RS	Orange Grove, TX (Orange Grove)
71	Reed, Grayson	OL	6-5	305	So-1L	Cypress, TX (Cypress Creek)
72	Blanton, Colten	OL	6-7	303	Fr-RS	Cypress, TX (Cy Ranch)
73	Hocker, Jared	OL	6-5	323	Jr-2L	North Richland Hills, TX (Birdville)
74	Diesch, Kellen	OL	6-6	298	Jr-1L	Trophy Club, TX (Byron Nelson)
75	Matthews, Luke	OL	6-4	315	Fr-RS	Missouri City, TX (Elkins)
76	Prater, Colton	OL	6-4	298	Sr-3L	Bossier City, LA (Airline)
77	McCollum, Ryan	OL	6-5	305	Jr-2L	Spring, TX (Klein Oak)
79	Jenkins, Marcus "Tank"	OL	6-3	325	Fr-RS	Montgomery, AL (Park Crossing)
80	Ondrusek, Tyler	TE	6-7	211	Fr-RS	Houston, TX (Westbury Christian)
81	Chapman, Caleb	WR	6-5	214	Fr-RS	Friendswood, TX (Clear Brook)
82	Wright, Dylan	WR	6-4	215	Fr-HS	Mesquite, TX (West Mesquite)
83	Jackson, Kenyon	WR	6-6	200	Fr-HS	Loganville, GA (Grayson)
85	Wydermyer, Jalen	TE	6-5	260	Fr-HS	Dickinson, TX (Dickinson)
86	Beal, Glenn	TE	6-5	265	So-1L	New Orleans, LA (John Curtis)
87	Scoggin, Tyler	TE	6-4	248	Fr-RS	Weatherford, TX (Weatherford)
88	Cupp, Baylor	TE	6-6	245	Fr-HS	Brock, TX (Brock)
89	Mellenbruch, Justin	FB	6-1	240	So-SQ	Austin, TX (Westlake)
91	Clemons, Micheal	DL	6-5	270	Jr-1L	Garland, TX (Sachse/Cisco (TX) JC)
92	Peevy, Jayden	DL	6-6	290	Jr-2L	Bellaire, TX (Bellaire)
93	Wright, Max	DL	6-4	265	So-1L	Katy, TX (Katy Taylor)
94	Higdon, Spencer	LB	6-2	223	So-SQ	San Antonio, TX (Christian)
95	Constantinou, Nik	P	6-0	190	Fr-HS	Melbourne, Australia (Penleigh & Essendon Grammar)
95	Milam, Danny	DL	5-11	257	Jr-SQ	Douglasville, GA (New Manchester)
99	Rogers, Josh	DL	6-5	290	So-1L	Houston, TX (Christian)

LAST 10 SINGLE GAME PERFORMANCES

10 OR MORE TACKLES GAME

PLAYER	DATE		OPP.	TACKLES
Buddy Johnson	Oct. 19, 2019		Ole Miss	10
Buddy Johnson	Oct. 12, 2019		Alabama	11
Demani Richardson	Oct. 12, 2019		Alabama	11
Clifford Chattman	Oct. 12, 2019		Alabama	10
Keldrick Carper	Sept. 28, 2019	N	Arkansas	10
Donovan Wilson	Nov. 24, 2018		LSU	13
Otaro Alaka	Nov. 24, 2018		LSU	11
Debione Renfro	Nov. 24, 2018		LSU	10
Justin Madubuike	Nov. 24, 2018		LSU	10
Otaro Alaka	Nov. 10, 2018		Ole Miss	11
Donovan Wilson	Oct. 6, 2018		Kentucky	12

300-YARD PASSING GAME

PLAYER	DATE		OPP.	PASS YDS
Kellen Mond	Sep. 21, 2019		Auburn	335
Kellen Mond	Sep. 14, 2019		Lamar	317
Kellen Mond	Oct. 13, 2018	@	South Carolina	353
Kellen Mond	Sep. 8, 2018		Clemson	430
Nick Starkel	Dec. 29, 2017	N	Wake Forest	499
Nick Starkel	Nov. 11, 2017		New Mexico	416
Kellen Mond	Sep. 16, 2017		Louisiana	301
Trevor Knight	Dec. 28, 2016	N	Kansas State	310
Trevor Knight	Sep. 10, 2016		Prairie View A&M	344
Jake Hubenak	Dec. 30, 2015	N	Louisville	307
Kyle Allen	Nov. 21, 2015	@	Vanderbilt	336

100-YARD RUSHING GAME

PLAYER	DATE		OPP.	RUSH YDS
Isaiah Spiller	Sep. 14, 2019		Lamar	116
Isaiah Spiller	Aug. 29, 2019		Texas State	106
Jashaun Corbin	Aug. 29, 2019		Texas State	103
Trayveon Williams	Dec. 31, 2018	N	NC State	241
Trayveon Williams	Nov. 24, 2018		LSU	198
Trayveon Williams	Nov. 17, 2018		UAB	167
Trayveon Williams	Nov. 10, 2018		Ole Miss	228
Trayveon Williams	Nov. 3, 2018	@	Auburn	107
Trayveon Williams	Oct. 6, 2018		Kentucky	138
Trayveon Williams	Sep. 29, 2018	N	Arkansas	153

100-YARD RECEIVING GAME

PLAYER	DATE		OPP.	REC YDS
Jhamon Ausbon	Sep. 21, 2019		Auburn	111
Jhamon Ausbon	Sep. 14, 2019		Lamar	109
Quartney Davis	Nov. 24, 2018		LSU	101
Jace Sternberger	Oct. 13, 2018	@	South Carolina	145
Quartney Davis	Oct. 13, 2018	@	South Carolina	127
Kendrick Rogers	Sep. 8, 2018		Clemson	120
Christian Kirk	Dec. 29, 2017	N	Wake Forest	189
Jhamon Ausbon	Dec. 29, 2017	N	Wake Forest	112
Damion Ratley	Nov. 18, 2017	@	Ole Miss	111
Roshauud Paul	Nov. 11, 2017		New Mexico	129
Christian Kirk	Nov. 11, 2017		New Mexico	120

10 OR MORE RECEPTIONS GAME

PLAYER	DATE		OPP.	REC
Christian Kirk	Dec. 29, 2017	N	Wake Forest	13
Jhamon Ausbon	Dec. 29, 2017	N	Wake Forest	12
Josh Reynolds	Dec. 28, 2016	N	Kansas State	12
Christian Kirk	Oct. 1, 2016	@	South Carolina	12
Christian Kirk	Dec. 30, 2015	N	Louisville	10
Josh Reynolds	Dec. 30, 2015	N	Louisville	11
Speedy Noil	Oct. 11, 2014		Ole Miss	11
Ricky Seals-Jones	Oct. 4, 2014	@	Mississippi State	10
Malcome Kennedy	Aug. 28, 2014	@	South Carolina	14
Mike Evans	Oct. 19, 2013		Auburn	11

200-YARD ALL-PURPOSE GAME

PLAYER	DATE		OPP.	A-P YDS
Trayveon Williams	Dec. 31, 2018	N	NC State	241
Trayveon Williams	Nov. 10, 2018		Ole Miss	243
Trayveon Williams	Oct. 6, 2018		Kentucky	210
Trayveon Williams	Aug. 30, 2018		Northwestern State	242
Christian Kirk	Dec. 29, 2017	N	Wake Forest	219
Christian Kirk	Nov. 11, 2017		New Mexico	210
Trayveon Williams	Nov. 4, 2017		Auburn	233
Christian Kirk	Sep. 23, 2017	N	Arkansas	246
Trayveon Williams	Sep. 3, 2017		UCLA	203
Christian Kirk	Nov. 24, 2016		LSU	212

INDIVIDUAL SEASON & CAREER HIGHS

OFFENSE

#2 - Jhamon Ausbon
8 vs. Auburn ..... Rec. ..... 12 vs. Wake Forest, 2017
111 vs. Auburn ..... Rec. Yds ..... 112 vs. Wake Forest, 2017
1, 2x, last vs. Lamar ..... Rec. TDs ..... 1, 5x, last vs. Lamar, 2019
41 vs. Auburn ..... Long Play ..... 41 vs. Auburn, 2019

#86 - Glenn Beal
2 vs. Texas State ..... Rec. ..... 2 vs. Texas State, 2019
10 vs. Texas State ..... Rec. Yds ..... 10 vs. Texas State, 2019
5 vs. Texas State ..... Long Play ..... 5 vs Texas State, 2019

#14 - Camron Buckley
4 vs. Lamar ..... Rec. ..... 4, 2x, last vs. Lamar, 2019
60 vs. Lamar ..... Rec. Yds ..... 93 vs Clemson, 2018
n/a ..... Rec. TDs ..... 1 four times
27 vs. Lamar ..... Long Play ..... 70 vs. Mississippi St., 2017

#1 - Quartney Davis
7, 2x, last vs. Alabama ..... Rec. ..... 9 at South Carolina, 2018
85 vs. Texas State ..... Rec. Yds ..... 127 at S. Carolina, 2018
2 vs. Arkansas ..... Rec. TDs 2, 3x, last vs. Arkansas, 2019
29 vs. Texas State ..... Long Play ..... 37 vs. UAB, 2018

#13 - Kendrick Rogers
6, 2x, last vs. Lamar ..... Rec. ..... 7 vs. Clemson, 2018
83 vs. Lamar ..... Rec. Yds ..... 120 vs. Clemson, 2018
1 at Ole Miss ..... Rec. TDs ..... 2 two times
22 vs. Lamar ..... Long Play ..... 30 vs. Clemson

#17 - Ainias Smith
..... Rec. ..... 6 vs. Lamar, 2019
..... Rec. Yds ..... 80 vs. Arkansas, 2019
..... Rec. TDs . 1, 3x, last vs. Arkansas, 2019
..... Long Play ..... 20 vs. Lamar, 2019

#85 - Jalen Wydermyer
..... Rec. ..... 4 at Ole Miss, 2019
..... Rec. Yds ..... 67 at Ole Miss, 2019
..... Rec. TDs ..... 2 vs. Alabama, 2019
..... Long Play ..... 29 at Ole Miss, 2019

#23 - Jacob Kibodi
11 vs. Lamar ..... Rushes ..... 11 vs. Lamar, 2019
45 vs. Lamar ..... Rush Yds ..... 101 vs. Louisiana, 2017
1 vs. Lamar ..... Rush TD ..... 1 vs. Lamar, 2019
14 vs. Arkansas ..... Long Rush ..... 67 vs. Louisiana, 2017

#28 - Isaiah Spiller
..... Rushes ..... 16 at Ole Miss, 2019
..... Rush Yds ..... 106 vs. Texas State, 2019
..... Rush TD ..... 2 vs. Lamar, 2019
..... Long Play ..... 85 vs. Texas State, 2019

#11 - Kellen Mond
31 vs. Auburn ..... Comp. ..... 31 vs. Auburn, 2019
49 vs. Auburn ..... Att. ..... 49, 2x, last vs. Auburn, 2019
335 vs. Auburn ..... Pass. Yds ..... 430 vs Clemson, 2018
3, 2x, last vs. Arkansas. Pass. TDs ..... 6 vs. LSU, 2018
41 vs. Auburn ..... Long Pass ..... 81 vs. Louisiana, 2017
16 vs. Alabama ..... Rushes ..... 20 vs LSU, 2018
90 vs. Alabama ..... Rush Yds ..... 109 vs. Arkansas, 2017
36 vs. Alabama ..... Long Rush ..... 79 vs. Arkansas, 2017
1, 3x, last Alabama ..... Rush TD ..... 2 vs. ULM, 2018

#10 - Zach Calzada
..... Comp. ..... 4, 2x, last vs. Lamar, 2019
..... Att. ..... 9 vs. Texas State, 2019
..... Pass. Yds ..... 68 vs. Lamar, 2019
..... Long Pass ..... 25 vs. Lamar, 2019
..... Pass TD ..... 2 vs. Lamar, 2019

DEFENSE

#2 - Elijah Blades
..... Tackles ..... 4 at Clemson, 2019
..... TFL .... 1.0, 2x, last at Clemson, 2019
..... Sacks ..... 1.0 at Clemson, 2019
..... PBU ..... 1, 2x, last at Ole Miss, 2019

#5 - Bobby Brown III
4 vs. Auburn ..... Tackles ..... 4 vs. Auburn, 2019
0.5 at Ole Miss ..... TFL .... 1.0 at South Carolina, 2018
n/a ..... QBH ..... 1 vs. Arkansas, 2018
1 vs. Lamar ..... Block ..... 1 vs. Lamar, 2019

#14 - Keldrick Carper
10 vs. Arkansas ..... Tackles ..... 10 vs. Arkansas, 2019
1.5 vs. Auburn ..... TFL ..... 1.5 vs. Auburn, 2019

#22 - Clifford Chattman
10 vs. Alabama ..... Tackles ..... 10 vs. Alabama, 2019
1 at Ole Miss ..... INT ..... 1 at Ole Miss, 2019

#91 - Micheal Clemons
6 vs. Arkansas ..... Tackles ..... 6 vs. Arkansas, 2019
0.5 vs Texas State ..... TFL ..... 1.0 two times
n/a ..... Sacks ..... 0.5 two times
1 at Clemson ..... QBH ..... 1 at Clemson, 2019

#27 - Roney Elam
5 vs. Texas State ..... Tackles ..... 7 vs. NC State, 2018
1.0 vs. Texas State ..... TFL ..... 1.0 vs. Texas State, 2019
1.0 vs. Texas State ..... Sacks ..... 1.0 vs. Texas State, 2019
1, 2x, last at Clemson ..... INT ..... 1, 2x, last at Clemson, 2019

#28 - Travon Fuller
2, 2x, last vs. Alabama ... Tackles ... 3 vs Northwestern St., 2018
1.0 vs. Lamar ..... TFL ..... 1.0 vs. Lamar, 2019
1 at Ole Miss ..... PBU ..... 1 at Ole Miss, 2019

#33 - Aaron Hansford
2 vs. Arkansas ..... Tackles ..... 2 vs. Arkansas, 2019
0.5 vs. Arkansas ..... TFL ..... 0.5 vs. Arkansas, 2019
1, 2x, last vs. Auburn ..... QBH ..... 1, 2x, last vs. Auburn, 2019
1 vs. Arkansas ..... PBU ..... 1 vs. Arkansas, 2019
1.0 vs. Alabama ..... Sacks ..... 1.0 vs. Alabama, 2018

#19 - Anthony Hines III
6, 2x, last vs. Alabama ... Tackles ..... 7 vs. Auburn, 2017
1.0, 2x, last vs. Alabama .... TFL ..... 2.0 two times
n/a ..... Sacks ..... 1.0 three times
1, 3x, last at Ole Miss ..... QBH .... 1, 3x, last at Ole Miss , 2019

#1 - Buddy Johnson
11 vs. Alabama ..... Tackles ..... 11 vs. Alabama, 2019
2.5 vs. Arkansas ..... TFL ..... 2.5 vs. Arkansas, 2019
1.0 vs. Arkansas ..... Sacks 1.0, 2x, last vs. Arkansas, 2019
1, 2x, last vs. Arkansas ..... QBH ..... 1, 2x, last vs. Arkansas, 2019
1 at Ole Miss ..... FR ..... 1, 2x, last at Ole Miss, 2019

#3 - Tyree Johnson
8 at Ole Miss ..... Tackles ..... 8 at Ole Miss, 2019
2.0, 2x, last at Ole Miss ..... TFL ..... 2.0, 2x last at Ole Miss, 2019
1.0, 2x, last at Ole Miss ... Sacks ..... 1.0, 3x, last at Ole Miss, 2019
1, 4x, last at Ole Miss ..... QBH ..... 1, 4x, last at Ole Miss, 2019

#10 - Myles Jones
4 vs. Alabama ..... Tackles ..... 9, vs Wake Forest, 2017
1.0 at Clemson ..... TFL ..... 1.0 at Clemson, 2019
2 vs. Texas State ..... INT ..... 2 vs. Texas State, 2019
2 at Clemson ..... PBU ..... 3 vs. New Mexico, 2017

#8 - DeMarvin Leal
..... Tackles ..... 5 at Ole Miss, 2019
..... TFL ..... 0.5 at Ole Miss, 2019
..... QBH ..... 1, 2x, last vs. Alabama, 2019

#52 - Justin Madubuike
6 vs. Alabama ..... Tackles ..... 10 vs. LSU, 2018
2.0, 2x, last vs. Arkansas ... TFL . 2.0, 5x, last vs. Arkansas, 2019
1.0, 2x, last vs. Arkansas. Sacks. 1.0, 6x, last vs. Arkansas, 2019
2 vs. Texas State ..... QBH ..... 2, 2x, last vs. Texas St., 2019
1 vs. Arkansas ..... INT ..... 1 vs. Arkansas, 2019
1 at Ole Miss ..... FF ..... 1, 5x, last at Ole Miss, 2019
1 at Ole Miss ..... Block ..... 1, 2x, last at Ole Miss, 2019

#15 - Jeremiah Martin
1, 3x, last vs. Arkansas ... Tackles . 1, 4x, last vs. Arkansas, 2019
1.0 vs. Lamar ..... TFL ..... 1.0 vs. Lamar, 2019
2 vs. Lamar ..... QBH ..... 2 vs. Lamar, 2019

#7 - Devin Morris
2 at Ole Miss ..... Tackles ..... 2 at Ole Miss, 2019
1.0 at Ole Miss ..... TFL ..... 1.0 at Ole Miss, 2019

#21 - Charles Oliver
4 vs. Auburn ..... Tackles ..... 6 two times
1.0 vs. Auburn ..... TFL ..... 1.0, 6x, last vs. Auburn
n/a ..... Sacks ..... 1.0 at UCLA, 2017
2 vs. Arkansas ..... PBU ..... 2, 3x, last vs. Arkansas, 2019

#9 - Leon O'Neal, Jr.
5 at Clemson ..... Tackles ..... 6 vs. NC State
1.0 vs. Texas State ..... TFL ... 1.0, 3x, last vs. Texas St., 2019
n/a ..... PBU ..... 1 vs. NC State
1 vs. Texas State ..... INT ..... 1, 2x, last vs. Texas St., 2019
2 at Ole Miss ..... QBH ..... 2 at Ole Miss, 2019

#92 - Jayden Peevy
3, 3x, last at Ole Miss ..... Tackles ..... 6 vs. New Mexico, 2017
1.5 vs. Texas State ..... TFL ..... 1.5 vs. Texas State, 2019
1.0 vs. Texas State ..... Sacks ..... 1.0 vs Texas State, 2019
1 vs. Alabama ..... QBH ..... 1 vs. Alabama, 2019
1 vs. Alabama ..... Block ..... 2 vs. UAB, 2018

#11 - Larry Pryor
6 vs. Auburn ..... Tackles ..... 9 twice
1.0 vs. Auburn ..... TFL ..... 1.0, 3x, last vs. Auburn, 2019
n/a ..... Sacks ..... 1.0 at Auburn, 2018
1 vs. Texas State ..... PBU ..... 1 vs. Texas State, 2019

#29 - Debione Renfro
5 vs. Lamar ..... Tackles ..... 11, vs. Wake Forest 2017
2.0 vs. Lamar ..... TFL ..... 2.0 vs. Lamar, 2019
n/a ..... Sacks ..... 1.0 vs. LSU, 2018
1, 2x, last at Ole Miss ..... PBU ..... 1, 12x, last at Ole Miss, 2019

#26 - Demani Richardson
..... Tackles ..... 11 vs. Alabama, 2019
..... PBU ..... 1 vs. Alabama, 2019
..... INT ..... 1 vs. Alabama, 2019

#99 - Josh Rogers
3 vs. Lamar ..... Tackles ..... 3 vs. Lamar, 2019
1.0 vs. Lamar ..... TFL ..... 1.0 vs. Lamar, 2019

#58 - Braden White
1, 2x, last vs. Lamar ..... Tackles ..... 4 vs. New Mexico, 2017
1 vs. Lamar ..... QBH ..... 1 vs. Lamar, 2019

#40 - Tyree Wilson
..... Tackles ..... 4 vs. Texas State, 2019
..... TFL ..... 1.0, 2x, last vs. Lamar, 2019
..... Sacks ..... 1.0 vs. Texas State, 2019

SPECIAL TEAMS

#34 - Braden Mann
4 vs. Arkansas ..... KO Touchbacks . 8 vs. New Mexico St., 2016
56.0 vs. Auburn ..... Punt Avg ..... 60.8 0 at Alabama, 2018
68 vs. Auburn ..... Long Punt ..... 82 vs. Kentucky, 2018

#47 - Seth Small
2, 2x, last vs. Alabama. FG Made ..... 4 at S. Carolina, 2018
50 vs. Arkansas ..... Long FG ..... 52 at S. Carolina, 2018

#17 - Ainias Smith
..... Punt Returns ..... 4 at Ole Miss, 2019
..... Return Yds ..... 65 at Ole Miss, 2019
..... Long Return ..... 34 at Ole Miss, 2019
..... KO Returns ..... 2 at Ole Miss 2019
..... Return Yds ..... 40 at Ole Miss, 2019
..... Long Return ..... 31 vs. Arkansas, 2019

11 KELLEN MOND

QB | JR-2L | SAN ANTONIO, TEXAS [IMG ACADEMY (FLA.)]

- Junior QB Kellen Mond ranks among the top six all-time at Texas A&M in career attempts, completions, passing yards and passing touchdowns.
- Currently ranks third in the SEC in passing yards (1,769) and fourth in passing touchdowns (13) ... Has the third most rushing yards by a QB in the SEC (276) and is tied for second among league QBs with three rushing touchdowns.
- Mond is among the winningest quarterbacks in Texas A&M history, boasting a 18-6 career record, which ties him for eighth all-time with Stephen McGee (2005-08).
- Mond's 90 rushing yards against Alabama allowed him to join Johnny Manziel, Reggie McNeal and Stephen McGee as the only players in school history to pass for 5,000+ yards and rush for 1,000+ yards in a career.
- Against Lamar this season, Mond went 20-for-28, good for a career-best 71.4 completion percentage.
- Mond made it back-to-back 300-yard passing games as he threw for 317 yards against Lamar and 335 yards against Auburn ... He has surpassed the 300-yard mark five times in his career ... Only three other Aggies have tallied more 300-yard games.
- Mond has rushed and passed for a touchdown in the same game 11 times in his career, which leads all SEC quarterbacks at their current institutions.
- As a high schooler, Mond set the IMG Academy season records in 2016 for passing touchdowns and rushing touchdowns as a senior ... He passed for 1,936 yards and 20 TDs and rushed for 775 yards and 18 scores.
- Met current teammate Jhamon Ausbon through camps in high school and eventually became teammates with him at IMG Academy after Ausbon called Mond about the opportunity.
- Earned varsity letters as a sophomore and junior at Reagan High School in San Antonio before transferring to IMG.

CAREER BESTS

COMPLETIONS	31 vs. Auburn, 2019
ATTEMPTS	49, 2x, last vs. Auburn, 2019
PASSING YARDS	430 vs Clemson, 2018
PASSING TDs	6 vs. LSU, 2018
RUSHES	20 vs. LSU, 2018
RUSH YARDS	109 vs. Arkansas, 2017
RUSH TDs	2 vs. ULM 2018

2 JHAMON AUSBON

WR | JR-2L | HOUSTON, TEXAS [IMG ACADEMY (FLA.)]

- Junior WR Jhamon Ausbon is among the top 20 receivers all-time at Texas A&M on the career receptions and receiving yards lists.
- Has served as a team captain in all seven games this season.
- Ausbon leads all A&M receivers in receptions and receiving yards through the first seven games of the season.
- Ausbon has recorded two 100-yard receiving games so far this season and four in his career ... He tallied 109 yards against Lamar and followed that performance up with a near-career-best 111 against Auburn.
- Has not missed a start this season, and started every game he played in as a sophomore ... Missed four games of the 2018 season with a foot injury.
- After meeting current A&M QB Kellen Mond through high school camps and the pair became teammates as seniors at IMG Academy in Florida after Ausbon suggested the idea to Mond.
- Played his junior season at Houston St. Thomas and his sophomore campaign at Episcopal.

CAREER BESTS

RECEPTIONS	12 vs. Wake Forest, 2017
REC. YARDS	112 vs. Wake Forest, 2017
REC. TDS	1, 5x, las vs. Lamar, 2019
LONG PLAY	41 vs. Auburn, 2019



1 QUARTNEY DAVIS

WR | JR-2L | HOUSTON, TEXAS [LANGHAM CREEK]

- Junior WR Quartney Davis leads all receivers and rushers with 11 career touchdowns ... Has a team-best four touchdowns on the year.
- Ranks second on the team in receptions and receiving yards this season.
- Socred a pair of receiving touchdowns in the Arkansas game for his first multi-touchdown game of the season and third of his careeer.
- After making eigth appearances as a freshman, earned a starting spot as a sophomore as he started 12 of the team's 13 games.
- Forced the 2018 LSU game to go to overtime when he caught a 19-yard pass from Kellen Mond at the end of the fourth quarter ... Scored the final touchdown of the game on a 17-yard grab in the end zone in the seventh overtime.

CAREER BESTS

RECEPTIONS ..... 9 vs. South Carolina, 2018
REC. YARDS ..... 127 vs. South Carolina, 2018
REC. TDS ..... 2, three times, last vs. Arkansas, 2019
LONG PLAY ..... 37 vs. UAB, 2018



34 BRADEN MANN

P | SR-3L | HOUSTON, TEXAS [CY-FAIR]

- Senior P Braden Mann became Texas A&M's first winner of the Ray Guy Award after leading the FBS in gross punting and solidifying himself in the NCAA record books in three categories last season.
- Prior to his senior season, Mann was named a Preseason All-American by the Associated Press, ESPN and Sporting News, while also earning Preseason Coaches All-SEC First Team honors ... He was named to the Ray Guy Award Watch List.
- For his career, Mann is averaging 50.2 yards-per-punt.
- A unanimous All-American and the 2018 SEC Special Teams Player of the Year, Mann averaged 50.98 yards per punt, the best mark in college football history by nearly a yard (min. 36 punts).
- Mann owns the NCAA record for the most 60-or-more yard punts in a single season as 14 of his 50 punts in 2018 travelled 60-or-more yards, including a career-long 82-yarder against Kentucky ... He has booted 16 60-yarders in his career.
- At No. 1 Alabama in 2018, Mann broke the NCAA record with the highest gross punt average in a single game at 60.8 on five boots, breaking the record of 60.4 that was originally set by BYU's Lee Johnson vs. Wyoming, in 1983, and matched by Quinn Sharp of Oklahoma State vs. Nebraska in 2010.

CAREER BESTS

KICKOFF TOUCHBACKS ..... 8 vs. New Mexico, 2016
PUNT AVG. ..... 60.80 at Alabama, 2018
LONG PUNT ..... 82 vs. Kentucky, 2018

52 JUSTIN MADUBUIKE

DL | JR-2L | MCKINNEY, TEXAS [NORTH]

- Junior DL Justin Madubuike has been a staple on the Aggie defensive line for last two seasons ... Earned a starting job as a sophomore and remains an energetic pass rushing threat.
- Prior to his third season, Madubuike was named to the Nagurski Trophy, Outland Trophy and Bednarik Award Watch Lists ... While also earning Preseason Coaches All-SEC First Team honors.
- Madubuike helped give the Aggies a lead they wouldn't relinquish, forcing a fumble in the third quarter at Ole Miss, which was picked up by classmate LB Buddy Johnson and returned for touchdown.
- Madubuike also recorded the second blocked kick of his career in the third quarter of the Ole Miss game, getting a hand on a 35-yard attempt.
- Has had at least 1.0 tackle for loss in four of the seven games this season.
- Madubuike recorded the first interception of his career, picking off a pass in the redzone against Arkansas and returning it 18 yards.
- Madubuike helps lead the Aggies with 7.5 tackles for loss on the season, including a team-best 2.5 sacks.
- Has played in every game over the last three seasons, starting 11 of the 12 games in 2018.
- Madubuike lives with his sister, Julia Madubuike, who is a junior sprinter for the A&M track & field team.

CAREER BESTS

TACKLES.....10 vs. LSU, 2018
TFL .....2.0, five times, last vs. Arkansas, 2019
SACKS.....1.0, six times, last vs. Arkansas, 2019
QBH..... 2, two times, last vs. Texas State, 2019
INTERCEPTION..... 1 vs. Arkansas, 2019

1 BUDDY JOHNSON

LB | JR-2L | DALLAS, TEXAS [KIMBALL]

- Junior LB Buddy Johnson has been one of the most consistant performers on the A&M defense in 2019 ... Has served as a team capatain for all seven games this season.
- Leads the A&M defense with 48 tackles on the year, and is tied with classmate Justin Madubuike for team lead with 7.5 tackles for loss.
- Has made at least five tackles in six of the Aggies' seven games this season.
- Recorded his first double-digit tackle game of the season as he tallied a career-high 11 takedowns to lead the defense against Alabama.
- Johnson made it back-to-back games with double-figure tackles for the first time in his career with 10 takedowns at Ole Miss.
- Johnson picked up a fumble forced by Madubuike in the third quarter of the Ole Miss game and returned it 62 yards for a touchdown, marking A&M's longest fumble returned for a TD since the 2004 season.
- Was named SEC Defensive Player of the week for his outstanding play at Ole Miss ... He's the first Aggie to earn a conference weekly honor this season.
- Had a career-best 2.5 takles for loss against Arkansas, including a sack for a 10-yard loss.
- Played in 11 games as a sophomore, making three starts.

CAREER BESTS

TACKLES.....11 vs. Alabama
TFL .....2.5 vs. Arkansas, 2019
SACKS.....1.0, two times, last vs. Arkansas, 2019
QBH..... 1, two times, last vs. Arkansas, 2019

2019 TEXAS A&M FOOTBALL STATISTICS

SCHEDULE / RESULTS / RECORD BREAKDOWN

Date		Opponent		Score	Overall	SEC	Start	Time	Temp	Attend
Thu Aug 29		**TEXAS STATE**	**W**	**41-7**	**1-0**	**0-0**	**7:30 PM**	**3:13**	**93°**	**98,016**
Sat Sep 7		#1 Clemson	L	10-24	1-1	0-0	2:30 PM	3:36	94°	81,500
Sat Sep 14		**LAMAR**	**W**	**62-3**	**2-1**	**0-0**	**6:00 PM**	**3:19**	**94°**	**97,195**
Sat Sep 21	*	**#8 AUBURN**	**L**	**20-28**	**2-2**	**0-1**	**2:30 PM**	**3:27**	**91°**	**101,681**
Sat Sep 28	*	vs Arkansas !	W	31-27	3-2	1-1	11:00 AM	3:22	72°	51,441
Sat Oct 12	*	**ALABAMA**	**L**	**28-47**	**3-3**	**1-2**	**2:30 PM**	**3:29**	**64°**	**106,749**
Sat Oct 19	*	at Ole Miss	W	24-17	4-3	2-2	6:30 PM	3:38	65°	50,257
Sat Oct 26	*	**MISSISSIPPI STATE**								
Sat Nov 2	*	**UTSA**								
Sat Nov 16	*	**SOUTH CAROLINA**								
Sat Nov 23		at Georgia								
Sat Nov 30	*	at LSU								

* - SEC Game / ! - at AT&T Stadium (Arlington, Texas)
Rankings reflected as AP/USA Today ranking at time of the game

	2019 SEASON	UNDER FISHER
Overall	4-3	13-7
Home	2-2	8-3
Away	1-1	2-4
Neutral	1-0	3-0
SEC	2-2	7-5
Non-Conference	2-1	6-2
Overtime	0-0	0-0
Day	1-3	4-5
Night	3-0	9-2
Televised	4-3	13-7
Non-Televised	0-0	0-0
vs Top 25	0-3	3-5
vs Top 15	0-3	2-5
vs Top 10	0-3	1-5
vs Top 5	0-2	0-4
Scores First	4-2	12-4
Opponent Scores First	0-1	1-3
Leading after 1st Qtr	3-0	10-0
Trailing after 1st Qtr	1-2	2-6
Tied after 1st Qtr	0-1	1-1
Leading at Half	4-0	11-2
Trailing at Half	0-3	0-5
Tied at Half	0-0	2-0
Leading after 3rd Qtr	3-0	9-1
Trailing after 3rd Qtr	1-3	1-6
Tied after 3rd Qtr	0-0	3-0
Wins Coin Toss	0-1	4-2
Loses Coin Toss	3-3	8-6
Natural Grass	3-3	11-7
Artificial Surface	1-0	2-0

TEAM STATISTICS

	A&M	OPPONENT
SCORING	**216**	**153**
Points Per Game	30.9	21.9
FIRST DOWNS	**166**	**139**
Rushing	58	53
Passing	96	71
Penalty	12	15
RUSHING YARDAGE	**957**	**947**
Yards gained rushing	1129	1131
Yards lost rushing	172	184
Rushing Attempts	217	220
Average Per Rush	4.4	4.3
Average Per Game	136.7	135.3
TDs Rushing	10	8
PASSING YARDAGE	**1900**	**1405**
Comp-Att-Int	167-273-6	138-237-8
Average Per Pass	7.0	5.9
Average Per Catch	11.4	10.2
Average Per Game	271.4	200.7
TDs Passing	15	9
TOTAL OFFENSE	**2857**	**2352**
Total Plays	490	457
Average Per Play	5.8	5.1
Average Per Game	408.1	336.0
KICK RETURNS: #-Yards	7-140 (20.0)	12-300 (25.0)
PUNT RETURNS: #-Yards	15-204 (13.6)	13-258 (19.8)
INT RETURNS: #-Yards	8-91	6-36
FUMBLES-LOST	12-6	3-2
PENALTIES-Yards	45-396	50-374
Average Per Game	56.6	53.4
PUNTS-Yards	30-1428	40-1614
Average Per Punt	47.6	40.3
TIME OF POSSESSION/Game	32:52	27:08
3RD-DOWN Conversions	34-85 (40%)	31-94 (33%)
4TH-DOWN Conversions	4-5 (80%)	4-5 (80%)
SACKS BY-Yards	12-105	19-102
FIELD GOALS-ATTEMPTS	11-15	7-12
ON-SIDE KICKS	0-1	0-1
RED-ZONE SCORES	(28-33) 85%	(15-20) 75%
RED-ZONE TOUCHDOWNS	(18-33) 55%	(10-20) 50%
PAT-ATTEMPTS	(25-25) 100%	(18-19) 95%
ATTENDANCE AVG	100,910	65,878

SCORE BY QUARTERS

	1st	2nd	3rd	4th	OT	Total
Texas A&M	44	61	38	73	-	**216**
Opponents	35	44	41	33	-	**153**

TEXAS A&M GAME-BY-GAME STATISTICS

OFFENSE

			RUSHING				RECEIVING				PASSING				KICK RETURNS				PUNT RETURNS				tot
	Date	Opponent	No.	Yds	TD	Lg	No.	Yds	TD	Lg	C-A-I	Yds	TD	Lg	No	Yds	TD	Lg	No	Yds	TD	Lg	off
AUG	29	TEXAS STATE	36	246	2	85	23	232	3	40	23-36-1	232	3	40	1	19	0	19	2	13	0	12	478
SEPT	7	at Clemson	27	53	0	11	24	236	1	20	24-42-1	236	1	20	0	0	0	0	0	0	0	0	289
	14	LAMAR	34	223	5	38	26	410	3	37	26-41-1	410	3	37	1	16	0	16	4	107	0	41	633
	21	AUBURN	21	56	0	22	31	335	2	41	31-49-0	335	2	41	1	20	0	20	3	0	0	7	391
	28	vs Arkansas	33	89	1	18	23	251	3	30	23-35-1	251	3	30	1	31	0	31	1	9	0	9	340
OCT	12	ALABAMA	28	125	1	36	24	264	2	31	24-42-0	264	2	31	1	14	0	14	1	10	0	10	389
	19	at Ole Miss	38	165	1	22	16	172	1	29	16-28-2	172	1	29	2	40	0	23	4	65	0	34	337
	26	MISSISSIPPI STATE																					
NOV	2	UTSA																					
	16	SOUTH CAROLINA																					
	23	at Georgia																					
	30	at LSU																					
		TEXAS A&M	**217**	**957**	**10**	**85**	**167**	**1900**	**15**		**41167-273-61900**		**15**	**41**	**7**	**140**	**0**	**31**	**15**	**204**	**0**	**41**	**2857**
		OPPONENTS	**220**	**947**	**8**	**69**	**138**	**1405**	**9**		**47138-237-81405**		**9**	**47**	**12**	**300**	**0**	**40**	**13**	**258**	**1**	**43**	**2352**

DEFENSE

			TACKLES			SACKS		FUMBLES						Kicks	2-Pt Conv			
	Date	Opponent	Solo	Ast	Total	TFL-Yds	No-Yds	FF	FR-Yds	Int-Yds	QBH	Pass Brk	Blkd Kick	Att-Mad	Run	Rcv	Saf	Pts
AUG	29	TEXAS STATE	27	28	55	9.0-33	3.0-22	0	0-0	4-57	2	3	0	5-5	0	0	0	41
SEPT	7	at Clemson	47	14	61	6.0-32	2.0-22	0	0-0	1-0	1	2	0	1-1	0	0	0	10
	14	LAMAR	28	10	38	6.0-15	0.0-0	1	1-8	0-0	8	2	1	8-8	0	0	0	62
	21	AUBURN	30	34	64	8.0-28	1.0-5	0	0-0	0-0	4	2	0	2-2	0	0	0	20
	28	vs Arkansas	32	32	64	6.0-24	2.0-17	0	0-0	1-18	3	8	0	4-4	0	0	0	31
OCT	12	ALABAMA	37	38	75	4.0-17	1.0-10	0	0-0	1-16	2	2	1	2-2	1	0	0	28
	19	at Ole Miss	36	34	70	9.0-47	3.0-29	1	1-62	1-0	5	3	1	3-3	0	0	0	24
	26	MISSISSIPPI STATE																
NOV	2	UTSA																
	16	SOUTH CAROLINA																
	23	at Georgia																
	30	at LSU																
		TEXAS A&M	**237**	**190**	**427**	**48.0-196**	**12.0-105**	**2**	**2-70**	**8-91**	**25**	**22**	**3**	**25-25**	**1**	**0**	**0**	**216**
		OPPONENTS	**241**	**230**	**471**	**36.0-156**	**19.0-102**	**8**	**6-6**	**6-36**	**25**	**31**	**1**	**19-18**	**0**	**0**	**0**	**153**

SPECIAL TEAMS

			PUNTING									FIELD GOALS				KICKOFFS			
	Date	Opponent	No	Yds	Avg	Long	Blkd	TB	FC	50+	I20	Att-Made	Lg	Blkd	No	Yds	Avg	TB	OB
AUG	29	TEXAS STATE	3	130	43.3	55	0	0	1	1	3	2-2	26	0	8	516	64.5	5	0
SEPT	7	at Clemson	6	269	44.8	60	0	0	2	2	2	1-1	32	0	3	195	65.0	2	0
	14	LAMAR	1	35	35.0	35	0	0	0	0	1	2-2	31	0	11	701	63.7	9	0
	21	AUBURN	6	336	56.0	68	0	2	0	5	2	4-2	33	0	4	260	65.0	3	0
	28	vs Arkansas	4	198	49.5	59	0	0	1	3	3	1-1	50	0	6	390	65.0	6	0
OCT	12	ALABAMA	5	199	39.8	57	1	0	0	2	0	2-2	32	0	5	320	64.0	0	0
	19	at Ole Miss	5	261	52.2	55	0	0	0	4	1	3-1	24	0	5	297	59.4	2	1
	26	MISSISSIPPI STATE																	
NOV	2	UTSA																	
	16	SOUTH CAROLINA																	
	23	at Georgia																	
	30	at LSU																	
		TEXAS A&M	**30**	**1428**	**47.6**	**68**	**1**	**2**	**4**	**17**	**12**	**15-11**	**50**	**0**	**42**	**2679**	**63.8**	**27**	**1**
		OPPONENTS	**40**	**1614**	**40.3**	**65**	**0**	**1**	**14**	**5**	**7**	**12-7**	**46**	**2**	**32**	**2012**	**62.9**	**17**	**2**

RED ZONE

													Failed to score inside Red Zone				
	Date	Opponent		Score	Times In RZ	Times Scored	Pts	Total TDs	Rush TDs	Pass TDs	FGs Made	FGA	Downs	Int	Fumb	Half	Game
AUG	29	TEXAS STATE	W	41-7	8	6	34	4	2	2	2	0	0	1	1	0	0
SEPT	7	at Clemson	L	10-24	3	2	10	1	0	1	1	0	0	1	0	0	0
	14	LAMAR	W	62-3	8	8	48	6	4	2	2	0	0	0	0	0	0
	21	AUBURN	L	20-28	3	3	13	1	0	1	2	0	0	0	0	0	0
	28	vs Arkansas	W	31-27	4	3	21	3	1	2	0	0	0	1	0	0	0
OCT	12	ALABAMA	L	28-47	4	4	21	2	1	1	2	0	0	0	0	0	0
	19	at Ole Miss	W	24-17	3	2	10	1	0	1	1	1	0	0	0	0	0
	26	MISSISSIPPI STATE															
NOV	2	UTSA															
	16	SOUTH CAROLINA															
	23	at Georgia															
	30	at LSU															
TEXAS A&M – 28 OF 33 (84.8%)					**33**	**28**	**157**	**18**	**8**	**10**	**10**	**1**	**0**	**3**	**1**	**0**	**0**
OPPONENTS – 15 OF 20 (75.0%)					**20**	**15**	**84**	**10**	**6**	**4**	**5**	**2**	**1**	**2**	**0**	**0**	**0**

OPPONENT GAME-BY-GAME STATISTICS

OFFENSE

			RUSHING				RECEIVING				PASSING				KICK RETURNS				PUNT RETURNS				tot
	Date	Opponent	No.	Yds	TD	Lg	No.	Yds	TD	Lg	C-A-I	Yds	TD	Lg	No	Yds	TD	Lg	No	Yds	TD	Lg	off
AUG	29	TEXAS STATE	15	8	0	12	29	211	1	27	29-46-4	211	1	27	3	61	0	25	1	5	0	5	219
SEPT	7	at Clemson	33	121	2	19	24	268	1	30	24-35-1	268	1	30	1	18	0	18	2	8	0	9	389
	14	LAMAR	29	122	0	44	10	75	0	16	10-26-0	75	0	16	1	15	0	15	0	0	0	0	197
	21	AUBURN	42	193	2	57	13	106	2	19	13-21-0	106	2	19	1	31	0	31	2	52	0	30	299
	28	vs Arkansas	26	98	1	24	27	297	1	31	27-44-1	297	1	31	0	0	0	0	2	35	0	32	395
OCT	12	ALABAMA	31	155	1	25	21	293	4	47	21-34-1	293	4	47	5	159	0	40	5	152	1	43	448
	19	at Ole Miss	44	250	2	69	14	155	0	22	14-31-1	155	0	22	1	16	0	16	1	6	0	6	405
	26	MISSISSIPPI STATE																					
NOV	2	UTSA																					
	16	SOUTH CAROLINA																					
	23	at Georgia																					
	30	at LSU																					
		OPPONENTS	**220**	**947**	**8**	**69**	**138**	**1405**	**9**	**47**	**138-237-8**	**1405**	**9**	**47**	**12**	**300**	**0**	**40**	**13**	**258**	**1**	**43**	**2352**
		TEXAS A&M	**217**	**957**	**10**	**85**	**167**	**1900**	**15**	**41**	**167-273-6**	**1900**	**15**	**41**	**7**	**140**	**0**	**31**	**15**	**204**	**0**	**41**	**2857**

DEFENSE

			TACKLES			SACKS		FUMBLES				Pass	Blkd	Kicks	2-Pt Conv			
	Date	Opponent	Solo	Ast	Total	TFL-Yds	No-Yds	FF	FR-Yds	Int-Yds	QBH	Brk	Kick	Att-Mad	Run	Rcv	Saf	Pts
AUG	29	TEXAS STATE	40	36	76	0.0-0	0.0-0	1	1-0	1-13	4	5	0	1-1	0	0	0	7
SEPT	7	at Clemson	26	34	60	3.0-25	2.0-18	1	1-0	1-0	4	6	0	3-3	0	0	0	24
	14	LAMAR	24	56	80	6.0-10	1.0-2	1	1-0	1-11	2	2	0	0-0	0	0	0	3
	21	AUBURN	40	20	60	7.0-27	3.0-16	2	1-0	0-0	7	4	0	4-4	0	0	0	28
	28	vs Arkansas	35	32	67	8.0-41	4.0-26	2	1-6	1-12	1	2	0	3-3	0	0	0	27
OCT	12	ALABAMA	38	20	58	7.0-23	5.0-16	1	1-0	0-0	4	10	1	6-5	0	0	0	47
	19	at Ole Miss	38	32	70	5.0-30	4.0-24	0	0-0	2-0	3	2	0	2-2	0	0	0	17
	26	MISSISSIPPI STATE																
NOV	2	UTSA																
	16	SOUTH CAROLINA																
	23	at Georgia																
	30	at LSU																
		OPPONENTS	**241**	**230**	**471**	**36.0-156**	**19.0-102**	**8**	**6-6**	**6-36**	**25**	**31**	**1**	**19-18**	**0**	**0**	**0**	**153**
		TEXAS A&M	**237**	**190**	**427**	**48.0-196**	**12.0-105**	**2**	**2-70**	**8-91**	**25**	**22**	**3**	**25-25**	**1**	**0**	**0**	**216**

SPECIAL TEAMS

			PUNTING									FIELD GOALS				KICKOFFS			
	Date	Opponent	No	Yds	Avg	Long	Blkd	TB	FC	50+	I20	Att-Made	Lg	Blkd	No	Yds	Avg	TB	OB
AUG	29	TEXAS STATE	7	249	35.6	48	0	0	4	0	1	0-0	0	0	2	127	63.5	0	1
SEPT	7	at Clemson	4	169	42.2	44	0	1	3	0	0	2-1	29	0	5	325	65.0	5	0
	14	LAMAR	10	402	40.2	65	0	0	2	1	2	2-1	32	1	2	130	65.0	1	0
	21	AUBURN	8	350	43.8	54	0	0	3	3	1	0-0	0	0	5	322	64.4	3	1
	28	vs Arkansas	3	116	38.7	45	0	0	1	0	0	3-2	46	0	6	389	64.8	5	0
OCT	12	ALABAMA	2	59	29.5	36	0	0	0	0	1	2-2	35	0	9	431	47.9	2	0
	19	at Ole Miss	6	269	44.8	56	0	0	1	1	2	3-1	35	1	3	193	64.3	1	0
	26	MISSISSIPPI STATE																	
NOV	2	UTSA																	
	16	SOUTH CAROLINA																	
	23	at Georgia																	
	30	at LSU																	
		OPPONENTS	**40**	**1614**	**40.3**	**65**	**0**	**1**	**14**	**5**	**7**	**12-7**	**46**	**2**	**32**	**2012**	**62.9**	**17**	**2**
		TEXAS A&M	**30**	**1428**	**47.6**	**68**	**1**	**2**	**4**	**17**	**12**	**15-11**	**50**	**0**	**42**	**2679**	**63.8**	**27**	**1**

RED ZONE

												Failed to score inside Red Zone					
	Date	Opponent		Score	Times In RZ	Times Scored	Pts	Total TDs	Rush TDs	Pass TDs	FGs Made	FGA	Downs	Int	Fumb	Half	Game
AUG	29	TEXAS STATE	W	41-7	0	0	0	0	0	0	0	0	0	0	0	0	0
SEPT	7	at Clemson	L	10-24	3	3	17	2	2	0	1	0	0	0	0	0	0
	14	LAMAR	W	62-3	2	1	3	0	0	0	1	1	0	0	0	0	0
	21	AUBURN	L	20-28	3	3	21	3	1	2	0	0	0	0	0	0	0
	28	vs Arkansas	W	31-27	4	2	14	2	1	1	0	0	1	1	0	0	0
OCT	12	ALABAMA	L	28-47	5	4	19	2	1	1	2	0	0	1	0	0	0
	19	at Ole Miss	W	24-17	3	2	10	1	1	0	1	1	0	0	0	0	0
	26	MISSISSIPPI STATE															
NOV	2	UTSA															
	16	SOUTH CAROLINA															
	23	at Georgia															
	30	at LSU															
		OPPONENTS – 15 OF 20 (75.0%)			**20**	**15**	**84**	**10**	**6**	**4**	**5**	**2**	**1**	**2**	**0**	**0**	**0**
		TEXAS A&M – 28 OF 33 (84.8%)			**33**	**28**	**157**	**18**	**8**	**10**	**10**	**1**	**0**	**3**	**1**	**0**	**0**

TEAM COMPARISON GAME-BY-GAME

	Date	Opponent	Score	FIRST DOWNS Total	Rush	Pass	Pen	RUSHING Number-Yards	PASSING Comp-Att-Int	Yards	TOTAL OFFENSE Plays-Yards	Return Yds	Turnovers
AUG	29	TEXAS STATE	41-7	22/15	10/2	11/12	1/1	36-246/15-8	23-36-1/29-46-4	232/211	72-478/61-219	89/79	2/4
SEPT	7	at Clemson	10-24	18/26	6/11	11/11	1/4	27-53/33-121	24-42-1/24-35-1	236/268	69-289/68-389	0/26	2/1
	14	LAMAR	62-3	35/9	13/4	20/3	2/2	34-223/29-122	26-41-1/10-26-0	410/75	75-633/55-197	131/26	2/1
	21	AUBURN	20-28	23/16	3/10	18/6	2/0	21-56/42-193	31-49-0/13-21-0	335/106	70-391/63-299	20/83	1/0
	28	vs Arkansas	31-27	24/26	8/5	14/18	2/3	33-89/26-98	23-35-1/27-44-1	251/297	68-340/70-395	58/53	2/1
OCT	12	ALABAMA	28-47	24/25	8/11	13/13	3/1	28-125/31-155	24-42-0/21-34-1	264/293	70-389/65-448	40/311	1/1
	19	at Ole Miss	24-17	20/22	10/10	9/8	1/4	38-165/44-250	16-28-2/14-31-1	172/155	66-337/75-405	167/22	2/2
	26	MISSISSIPPI STATE											
NOV	2	UTSA											
	16	SOUTH CAROLINA											
	23	at Georgia											
	30	at LSU											
		TOTALS	**216-153**	**166/139**	**58/53**	**96/71**	**12/15**	**217-957/220-947**	**167-273-6/138-237-8**	**1900/1405**	**490-2857/457-2352**	**505/600**	**12/10**

	Date	Opponent	3rd Down Conversions	4th Down Conversions	Time of Possession	TOP Margin	Avg Yds/Rush	Avg Yds/Pass	Avg Yds/Play	Punting Number-Avg	Penalties Number-Yards
AUG	29	TEXAS STATE	6-11/6-15	0-0/0-0	35:46/24:14	11:32	6.8/0.5	6.4/4.6	6.6/3.6	3-43.3/7-35.6	3-30/4-24
SEPT	7	at Clemson	6-16/3-9	2-2/0-0	32:36/27:24	5:12	2.0/3.7	5.6/7.7	4.2/5.7	6-44.8/4-42.2	9-85/4-30
	14	LAMAR	4-9/1-16	2-2/0-0	34:19/25:41	8:38	6.6/4.2	10.0/2.9	8.4/3.6	1-35.0/10-40.2	7-53/4-42
	21	AUBURN	5-14/4-12	0-0/0-0	31:38/28:22	3:16	2.7/4.6	6.8/5.0	5.6/4.7	6-56.0/8-43.8	8-50/12-74
	28	vs Arkansas	5-10/5-13	0-0/1-2	32:37/27:23	5:14	2.7/3.8	7.2/6.8	5.0/5.6	4-49.5/3-38.7	6-55/8-48
OCT	12	ALABAMA	5-12/8-13	0-1/0-0	29:04/30:56	-1:52	4.5/5.0	6.3/8.6	5.6/6.9	5-39.8/2-29.5	5-55/11-91
	19	at Ole Miss	3-13/4-16	0-0/3-3	34:07/25:53	8:14	4.3/5.7	6.1/5.0	5.1/5.4	5-52.2/6-44.8	7-68/7-65
	26	MISSISSIPPI STATE									
NOV	2	UTSA									
	16	SOUTH CAROLINA									
	23	at Georgia									
	30	at LSU									
		TOTALS	**34-85/31-94**	**4-5/4-5**	**230:07/189:53**	**40:14**	**4.4/4.3**	**7.0/5.9**	**5.8/5.1**	**30-47.6/40-40.3**	**396/374**

numbers formatted in team/opponent format

TEXAS A&M INDIVIDUAL STATISTICS

RUSHING

		GP	Att	Gain	Loss	Net	Avg	TD	Long	Avg/G
28	Isaiah Spiller	7	67	393	33	360	5.4	4	85	51.4
11	Kellen Mond	7	68	388	112	276	4.1	3	36	39.4
7	Jashaun Corbin	2	35	137	0	137	3.9	1	20	68.5
23	Jacob Kibodi	6	28	121	9	112	4.0	1	22	18.7
25	C Richardson	5	6	39	0	39	6.5	1	13	7.8
1	Quartney Davis	6	4	34	6	28	7.0	0	18	4.7
4	James Foster	1	2	17	0	17	8.5	0	11	17.0
10	Zach Calzada	2	1	0	2	-2	-2.0	0	0	-1.0
	TOTAL	**7**	**217**	**1129**	**172**	**957**	**4.4**	**10**	**85**	**136.7**
	OPPONENTS	**7**	**220**	**1131**	**184**	**947**	**4.3**	**8**	**69**	**135.3**

RECEIVING

		GP	No.	Yds	Avg	TD	Long	Avg/G
2	Jhamon Ausbon	7	42	553	13.2	2	41	79.0
1	Quartney Davis	6	31	384	12.4	4	29	64.0
13	Kendrick Rogers	7	20	228	11.4	1	22	32.6
28	Isaiah Spiller	7	17	124	7.3	0	16	17.7
17	Ainias Smith	6	14	182	13.0	3	30	30.3
85	Jalen Wydermyer	7	13	172	13.2	4	29	24.6
14	Camron Buckley	7	9	119	13.2	0	27	17.0
23	Jacob Kibodi	6	6	37	6.2	0	11	6.2
7	Jashaun Corbin	2	6	16	2.7	1	5	8.0
86	Glenn Beal	6	4	19	4.8	0	9	3.2
5	Jalen Preston	7	3	36	12.0	0	18	5.1
46	Ryan Renick	5	1	19	19.0	0	19	3.8
6	Roshauud Paul	4	1	11	11.0	0	11	2.8
	TOTAL	**7**	**167**	**1900**	**11.4**	**15**	**41**	**271.4**
	OPPONENTS	**7**	**138**	**1405**	**10.2**	**9**	**47**	**200.7**

PASSING

		GP	Effic	Cmp-Att-Int	Pct	Yds	TD	Lng	Avg/G
11	Kellen Mond	7	134.06	157-251-6	62.5	1769	13	41	252.7
10	Zach Calzada	2	138.26	8-17-0	47.1	106	2	25	53.0
4	James Foster	1	82.00	2-5-0	40.0	25	0	19	25.0
	TOTAL	**7**	**133.37**	**167-273-6**	**61.2**	**1900**	**15**	**41**	**271.4**
	OPPONENTS	**7**	**113.81**	**138-237-8**	**58.2**	**1405**	**9**	**47**	**200.7**

TOTAL OFFENSE

		GP	Plays	Rush	Pass	Total	Avg/G
11	Kellen Mond	7	319	276	1769	2045	292.1
28	Isaiah Spiller	7	67	360	0	360	51.4
7	Jashaun Corbin	2	35	137	0	137	68.5
23	Jacob Kibodi	6	28	112	0	112	18.7
10	Zach Calzada	2	18	-2	106	104	52.0
4	James Foster	1	7	17	25	42	42.0
25	C Richardson	5	6	39	0	39	7.8
1	Quartney Davis	6	4	28	0	28	4.7
	TOTAL	**7**	**490**	**957**	**1900**	**2857**	**408.1**
	OPPONENTS	**7**	**457**	**947**	**1405**	**2352**	**336.0**

TEXAS A&M INDIVIDUAL STATISTICS

ALL-PURPOSE

		G	Rush	Rec	PR	KOR	IR	Tot	Avg/G
2	Jhamon Ausbon	7	0	553	0	0	0	553	79.0
28	Isaiah Spiller	7	360	124	0	0	0	484	69.1
1	Quartney Davis	6	28	384	0	0	0	412	68.7
17	Ainias Smith	6	0	182	84	107	0	373	62.2
11	Kellen Mond	7	276	0	0	0	0	276	39.4
13	Kendrick Rogers	7	0	228	0	0	0	228	32.6
85	Jalen Wydermyer	7	0	172	0	0	0	172	24.6
7	Jashaun Corbin	2	137	16	0	19	0	172	86.0
23	Jacob Kibodi	6	112	37	0	0	0	149	24.8
6	Roshauud Paul	4	0	11	120	0	0	131	32.8
14	Camron Buckley	7	0	119	0	0	0	119	17.0
5	Jalen Preston	7	0	36	0	14	0	50	7.1
25	C Richardson	5	39	0	0	0	0	39	7.8
10	Myles Jones	7	0	0	0	0	33	33	4.7
27	Roney Elam	3	0	0	0	0	24	24	8.0
46	Ryan Renick	5	0	19	0	0	0	19	3.8
86	Glenn Beal	6	0	19	0	0	0	19	3.2
52	J. Madubuike	7	0	0	0	0	18	18	2.6
4	James Foster	1	17	0	0	0	0	17	17.0
26	Demani Richardson	7	0	0	0	0	16	16	2.3
10	Zach Calzada	2	-2	0	0	0	0	-2	-1.0
	TOTAL	**7**	**957**	**1900**	**204**	**140**	**91**	**3292**	**470.3**
	OPPONENTS	**7**	**947**	**1405**	**258**	**300**	**36**	**2946**	**420.9**

FIELD GOALS

		FGM-FGA	Pct	01-19	20-29	30-39	40-49	50-99	Lg	Blk
47	Seth Small	11-15	73.3	0-0	5-6	5-5	0-1	1-3	50	0
	TOTAL	**11-15**	**73.3**	**0-0**	**5-6**	**5-5**	**0-1**	**1-3**	**50**	**0**

FG SEQUENCE	TEXAS A&M	OPPONENTS
TEXAS STATE	(22),(26)	-
at Clemson	(32)	47,(29)
LAMAR	(21),(31)	*22,(32)
AUBURN	47,(33),52,(23)	-
vs Arkansas	(50)	51,(46),(40)
ALABAMA	(31),(32)	(35),(27)
at Ole Miss	(24),51,28	50,35,(35)
MISSISSIPPI STATE		
UTSA		
SOUTH CAROLINA		
at Georgia		
at LSU		

Numbers in (parentheses) indicate field goal was made. * blocked

PUNTING

		No.	Yds	Avg	Long	TB	FC	I20	50+	Blkd
34	Braden Mann	29	1428	49.2	68	2	4	12	17	1
	Team	1	0	0.0	0	0	0	0	0	0
	TOTAL	**30**	**1428**	**47.6**	**68**	**2**	**4**	**12**	**17**	**1**
	OPPONENTS	**40**	**1614**	**40.3**	**65**	**1**	**14**	**7**	**5**	**0**

KICKOFFS

		No.	Yds	Avg	TB	OB	Retn	Net	YdLn
34	Braden Mann	37	2359	63.8	25	1			
38	Drew Riethman	5	320	64.0	2	0			
	TOTAL	**42**	**2679**	**63.8**	**27**	**1**	**300**	**40.6**	**24**
	OPPONENTS	**32**	**2012**	**62.9**	**17**	**2**	**140**	**45.2**	**19**

SCORING

				PATs						
		TD	FGs	Kick	Rush	Rcv	Pass	DXP	Saf	Points
47	Seth Small	0	11-15	25-25	0-0	0	0-0	0	0	58
1	Quartney Davis	4	0-0	0-0	0-0	0	0-0	0	0	24
28	Isaiah Spiller	4	0-0	0-0	0-0	0	0-0	0	0	24
85	Jalen Wydermyer	4	0-0	0-0	0-0	0	0-0	0	0	24
11	Kellen Mond	3	0-0	0-0	1-1	0	0-0	0	0	20
17	Ainias Smith	3	0-0	0-0	0-0	0	0-0	0	0	18
2	Jhamon Ausbon	2	0-0	0-0	0-0	0	0-0	0	0	12
7	Jashaun Corbin	2	0-0	0-0	0-0	0	0-0	0	0	12
25	C Richardson	1	0-0	0-0	0-0	0	0-0	0	0	6
23	Jacob Kibodi	1	0-0	0-0	0-0	0	0-0	0	0	6
13	Kendrick Rogers	1	0-0	0-0	0-0	0	0-0	0	0	6
1	Buddy Johnson	1	0-0	0-0	0-0	0	0-0	0	0	6
	TOTAL	**26**	**11-15**	**25-25**	**1-1**	**0**	**0-0**	**0**	**0**	**216**
	OPPONENTS	**19**	**7-12**	**18-19**	**0-0**	**0**	**0-0**	**0**	**0**	**153**

INTERCEPTIONS

		No.	Yds	Avg	TD	Long
27	Roney Elam	2	24	12.0	0	24
10	Myles Jones	2	33	16.5	0	19
22	Clifford Chattman	1	0	0.0	0	0
9	Leon O'Neal Jr.	1	0	0.0	0	0
26	Demani Richardson	1	16	16.0	0	16
52	J. Madubuike	1	18	18.0	0	18
	TOTAL	**8**	**91**	**11.4**	**0**	**24**
	OPPONENTS	**6**	**36**	**6.0**	**0**	**13**

PUNT RETURNS

		No.	Yds	Avg	TD	Long
6	Roshauud Paul	9	120	13.3	0	41
17	Ainias Smith	6	84	14.0	0	34
	TOTAL	**15**	**204**	**13.6**	**0**	**41**
	OPPONENTS	**13**	**258**	**19.8**	**1**	**43**

KICK RETURNS

		No.	Yds	Avg	TD	Long
17	Ainias Smith	5	107	21.4	0	31
5	Jalen Preston	1	14	14.0	0	14
7	Jashaun Corbin	1	19	19.0	0	19
	TOTAL	**7**	**140**	**20.0**	**0**	**31**
	OPPONENTS	**12**	**300**	**25.0**	**0**	**40**

FUMBLE RETURNS

		No.	Yds	Avg	TD	Long
1	Buddy Johnson	1	62	62.0	1	62
21	Charles Oliver	1	8	8.0	0	8
	TOTAL	**2**	**70**	**35.0**	**1**	**62**
	OPPONENTS	**1**	**6**	**6.0**	**1**	**6**

TEXAS A&M DEFENSIVE STATISTICS

			Tackles				Sacks	Pass Def			Fumbles		Blkd	
		GP	Solo	Ast	Total	TFL/Yds	No-Yds	Int-Yds	BrUp	QBH	Rcv-Yds	FF	Kick	Saf
1	Buddy Johnson	7	22	26	48	7.5-23	1.0-10	.	1	2	1-62	.	.	.
26	Demani Richardson	7	21	19	40	.	.	1-16	1	.	.	.	.	.
19	Anthony Hines III	7	20	13	33	3.0-7	.	.	.	3	.	.	.	.
14	Keldrick Carper	6	15	12	27	1.5-4	.	.	.	.	.	.	.	.
52	J. Madubuike	7	9	17	26	7.5-32	2.5-18	1-18	2	4	.	1	1	.
3	Tyree Johnson	7	15	9	24	4.5-19	2.0-13	.	1	4	.	.	.	.
22	Clifford Chattman	7	11	10	21	.	.	1-0	.	.	.	.	.	.
9	Leon O'Neal Jr.	7	12	5	17	1.0-2	.	1-0	.	2	.	.	.	.
10	Myles Jones	7	12	4	16	1.0-1	.	2-33	2	.	.	.	.	.
91	Micheal Clemons	6	7	9	16	0.5-0	.	.	.	1	.	.	.	.
92	Jayden Peevy	6	5	10	15	2.5-10	1.0-7	.	1	1	.	.	1	.
29	Debione Renfro	5	12	3	15	2.0-4	.	.	2	.	.	.	.	.
2	Elijah Blades	5	11	3	14	2.5-24	1.5-21	.	2	.	.	.	.	.
21	Charles Oliver	6	10	4	14	1.0-1	.	.	4	.	1-8	.	.	.
11	Larry Pryor	6	7	5	12	1.0-5	.	.	1	.	.	1	.	.
5	Bobby Brown III	7	4	8	12	0.5-0	.	.	1	.	.	.	1	.
8	DeMarvin Leal	7	1	10	11	0.5-1	.	.	.	2	.	.	.	.
40	Tyree Wilson	6	7	3	10	2.5-14	1.0-10	.	.	.	.	.	.	.
27	Roney Elam	3	7	1	8	1.0-5	1.0-5	2-24	2	.	.	.	.	.
32	Andre White Jr.	5	3	4	7	1.0-11	1.0-11	.	.	.	.	.	.	.
28	Travon Fuller	7	4	2	6	1.0-4	.	.	1	.	.	.	.	.
15	Jeremiah Martin	7	3	2	5	2.0-7	.	.	.	2	.	.	.	.
33	Aaron Hansford	7	3	2	5	1.5-11	1.0-10	.	1	2	.	.	.	.
99	Josh Rogers	6	2	2	4	1.5-3	.	.	.	.	.	.	.	.
34	Braden Mann	7	4	.	4	.	.	.	.	.	.	.	.	.
56	Keeath Magee II	1	1	1	2	.	.	.	.	.	.	.	.	.
12	Braden White	7	1	1	2	.	.	.	.	1	.	.	.	.
7	Devin Morris	5	2	.	2	1.0-8	.	.	.	.	.	.	.	.
4	Derrick Tucker	4	1	1	2	.	.	.	.	.	.	.	.	.
5	Jalen Preston	7	1	.	1	.	.	.	.	.	.	.	.	.
7	Jashaun Corbin	2	1	.	1	.	.	.	.	.	.	.	.	.
46	Ryan Renick	5	.	1	1	.	.	.	.	.	.	.	.	.
20	Ikenna Okeke	7	.	1	1	.	.	.	.	.	.	.	.	.
16	Brian Johnson	4	1	.	1	.	.	.	.	.	.	.	.	.
93	Max Wright	3	1	.	1	.	.	.	.	.	.	.	.	.
13	Kendrick Rogers	7	1	.	1	.	.	.	.	.	.	.	.	.
84	Moses Reynolds	3	.	1	1	.	.	.	.	.	.	.	.	.
55	Adarious Jones	3	.	1	1	.	.	.	.	1	.	.	.	.
	TOTAL	**7**	**237**	**190**	**427**	**48-196**	**12-105**	**8-91**	**22**	**25**	**2-70**	**2**	**3**	**.**
	OPPONENTS	**7**	**241**	**230**	**471**	**36.0-156**	**19-102**	**6-36**	**31**	**25**	**6-6**	**8**	**1**	**.**

LEADERS

SOLO TACKLES

1 B Johnson 22
26 D Richardson 21
19 A Hines III 20
14 K Carper 15
3 T Johnson 15

ASSISTED TACKLES

1 B Johnson 26
23 D Richardson 19
52 J Madubuike.....17
19 A Hines III 13
14 K Carper 12

TACKLES FOR LOSS/YDS

52 J Madubuike..... 7.5/32
1 B Johnson 7.5/23
3 T Johnson 4.5/19
19 A Hines III 3.0/7
(3 tied).....2.5

QB SACKS/YDS

52 J Madubuike..... 2.5/18
3 T Johnson 2.0/13
2 E Blades.....1.5/21
(6 tied).....1.0

SPECIAL TEAMS TACKLES

22 C Chattman.....6
34 B Mann.....4
28 T Fuller.....4
40 T Wilson.....2
14 K Carper.....2

PARTICIPATION CHART

	Name	GP/GS	TXST	CLEM	LAMAR	AUB	ARK	BAMA	OM	MSU	UTSA	SC	UGA	LSU
51	Riley Anderson	2/-	XXX	...	XXX	...	...	...	...					
2	Jhamon Ausbon	7/7	START	START	START	START	START	START	START					
43	Cagan Baldree	7/1	XXX	XXX	START	XXX	XXX	XXX	XXX					
86	Glenn Beal	6/3	XXX	START	START	START	XXX	XXX	...					
2	Elijah Blades	5/4	XXX	START	...	...	START	START	START					
8	Connor Blumrick	3/-	...	...	...	...	XXX	XXX	XXX					
18	Kam Brown	1/-	...	...	XXX	...	...	...	...					
14	Camron Buckley	7/1	START	XXX	XXX	XXX	XXX	XXX	XXX					
10	Zach Calzada	2/-	XXX	...	XXX	...	...	...	...					
14	Keldrick Carper	6/2	XXX	XXX	XXX	XXX	START	START	...					
81	Caleb Chapman	5/1	START	XXX	XXX	XXX	...	...	XXX					
22	C. Chattman	7/1	XXX	XXX	XXX	XXX	XXX	XXX	START					
40	Connor Choate	7/-	XXX	XXX	XXX	XXX	XXX	XXX	XXX					
60	Barton Clement	2/-	XXX	...	XXX	...	...	...	...					
91	Micheal Clemons	6/6	START	START	START	START	START	START	...					
7	Jashaun Corbin	2/2	START	START	...	...	...	...	...					
1	Quartney Davis	6/4	START	START	...	XXX	START	START	XXX					
74	Kellen Diesch	7/-	XXX	XXX	XXX	XXX	XXX	XXX	XXX					
27	Roney Elam	3/3	START	START	START	...	...	...	...					
4	James Foster	1/-	...	...	XXX	...	...	...	...					
28	Travon Fuller	7/-	XXX	XXX	XXX	XXX	XXX	XXX	XXX					
67	Galen Gallagher	1/-	...	...	XXX	...	...	...	...					
54	Carson Green	7/7	START	START	START	START	START	START	START					
55	Kenyon Green	7/7	START	START	START	START	START	START	START					
33	Aaron Hansford	7/-	XXX	XXX	XXX	XXX	XXX	XXX	XXX					
73	Jared Hocker	7/7	START	START	START	START	START	START	START					
42	Camron Horry	5/-	XXX	XXX	XXX	XXX	XXX	...	...					
37	Mitchell Howard	1/-	...	...	XXX	...	...	...	...					
6	Derick Hunter	2/-	XXX	...	XXX	...	...	...	...					
56	Keeath Magee II	1/-	XXX	...	...	...	...	...	...					
19	A. Hines III	7/7	START	START	START	START	START	START	START					
5	Bobby Brown III	7/7	START	START	START	START	START	START	START					
16	Brian Johnson	4/-	XXX	XXX	XXX	XXX	...	...	...					
1	Buddy Johnson	7/7	START	START	START	START	START	START	START					
3	Tyree Johnson	7/7	START	START	START	START	START	START	START					
55	Adarious Jones	3/-	XXX	XXX	XXX	...	...	...	...					
10	Myles Jones	7/7	START	START	START	START	START	START	START					
23	Jacob Kibodi	6/2	XXX	...	START	START	XXX	XXX	XXX					
8	DeMarvin Leal	7/1	XXX	XXX	XXX	XXX	XXX	XXX	START					
52	J. Madubuike	7/5	START	START	XXX	START	START	START	XXX					
34	Braden Mann	7/-	XXX	XXX	XXX	XXX	XXX	XXX	XXX					
15	Jeremiah Martin	7/-	XXX	XXX	XXX	XXX	XXX	XXX	XXX					
20	Reese Mason	1/-	...	...	XXX	...	...	...	...					
75	Luke Matthews	4/-	XXX	...	XXX	XXX	XXX	...	...					
77	Ryan McCollum	5/-	XXX	XXX	...	...	XXX	XXX	XXX					
11	Kellen Mond	7/7	START	START	START	START	START	START	START					
65	Dan Moore Jr.	7/7	START	START	START	START	START	START	START					
17	Devin Morris	5/-	XXX	...	XXX	...	XXX	XXX	XXX					
9	Leon O'Neal Jr.	7/4	START	START	START	START	XXX	XXX	XXX					
20	Ikenna Okeke	7/-	XXX	XXX	XXX	XXX	XXX	XXX	XXX					
21	Charles Oliver	6/4	START	XXX	XXX	START	START	START	...					
6	Roshauud Paul	4/-	XXX	XXX	XXX	XXX	...	...	...					
92	Jayden Peevy	6/1	XXX	XXX	...	XXX	XXX	XXX	START					
76	Colton Prater	7/7	START	START	START	START	START	START	START					
5	Jalen Preston	7/-	XXX	XXX	XXX	XXX	XXX	XXX	XXX					
11	Larry Pryor	6/-	XXX	XXX	XXX	XXX	XXX	XXX	...					
29	Debione Renfro	5/2	...	...	START	START	XXX	XXX	XXX					
46	Ryan Renick	5/-	...	...	XXX	XXX	XXX	XXX	XXX					
84	Moses Reynolds	3/-	XXX	...	XXX	XXX	...	...	...					
25	C Richardson	5/1	XXX	...	XXX	XXX	XXX	...	START					
26	D Richardson	7/7	START	START	START	START	START	START	START					
38	Drew Riethman	3/-	XXX	...	XXX	...	...	XXX	...					
64	Layden Robinson	1/-	...	...	XXX	...	...	...	...					
99	Josh Rogers	6/1	XXX	XXX	START	...	XXX	XXX	XXX					
13	Kendrick Rogers	7/4	XXX	XXX	START	START	START	XXX	START					
24	Chris Russell	6/-	...	XXX	XXX	XXX	XXX	XXX	XXX					
47	Seth Small	7/-	XXX	XXX	XXX	XXX	XXX	XXX	XXX					
22	Ainias Smith	6/1	...	XXX	XXX	XXX	XXX	START	XXX					
61	Thomas Spann	1/-	...	...	XXX	...	...	...	...					
28	Isaiah Spiller	7/3	XXX	XXX	XXX	XXX	START	START	START					
4	Derrick Tucker	4/-	XXX	XXX	XXX	XXX	...	...	...					
32	Andre White Jr.	5/-	XXX	XXX	XXX	...	...	XXX	XXX					
12	Braden White	7/-	XXX	XXX	XXX	XXX	XXX	XXX	XXX					
25	Brian Williams	4/1	XXX	...	XXX	...	...	XXX	START					
40	Tyree Wilson	6/-	XXX	...	XXX	XXX	XXX	XXX	XXX					
82	Dylan Wright	1/-	...	...	XXX	...	...	...	...					
93	Max Wright	3/-	XXX	XXX	...	...	XXX	...	...					
85	J Wydermyer	7/5	XXX	START	XXX	START	START	START	START					

RUSHING/RECEIVING/PASSING GAME-BY-GAME

RUSHING

	Name	No-Yds/TD	TXST	CLEM	LAMAR	AUB	ARK	BAMA	OM	MSU	UTSA	SC	UGA	LSU
28	Isaiah Spiller	67-360/4	7-106/0	7-24/0	14-116/2	6-9/0	7-0/1	10-27/0	16-78/1					
11	Kellen Mond	68-276/3	5-25/1	5-1/0	4-25/1	9-26/0	14-33/0	16-90/1	15-76/0					
7	Jashaun Corbin	35-137/1	22-103/1	13-34/0	DNP	DNP	DNP	DNP	DNP					
23	Jacob Kibodi	28-112/1	-	DNP	11-45/1	6-21/0	9-38/0	2-8/0	-					
25	C Richardson	6-39/1	2-12/0	DNP	2-22/1	-	-	DNP	2-5/0					
1	Quartney Davis	4-28/0	-	-	DNP	-	2-19/0	-	2-9/0					
4	James Foster	2-17/0	DNP	DNP	2-17/0	DNP	DNP	DNP	DNP					
10	Zach Calzada	1--2/0	-	DNP	1--2/0	DNP	DNP	DNP	DNP					

RECEIVING

	Name	No-Yds/TD	TXST	CLEM	LAMAR	AUB	ARK	BAMA	OM	MSU	UTSA	SC	UGA	LSU
2	Jhamon Ausbon	42-553/2	6-75/1	7-69/0	4-109/1	8-111/0	7-82/0	5-60/0	5-47/0					
1	Quartney Davis	31-384/4	6-85/1	5-59/0	DNP	5-82/1	7-62/2	7-81/0	1-15/0					
13	Kendrick Rogers	20-228/1	1-12/0	6-60/0	6-83/0	4-45/0	-	1-5/0	2-23/1					
17	Ainias Smith	14-182/3	DNP	-	6-66/1	1-15/1	5-80/1	2-21/0	-					
85	J Wydermyer	13-172/4	1-9/0	1-2/1	1-25/1	3-20/0	-	3-49/2	4-67/0					
28	Isaiah Spiller	17-124/0	-	2-22/0	2-21/0	3-19/0	2-17/0	5-41/0	3-4/0					
14	Camron Buckley	9-119/0	-	1-20/0	4-60/0	2-22/0	1-1/0	-	1-16/0					
23	Jacob Kibodi	6-37/0	-	DNP	-	4-21/0	1-9/0	1-7/0	-					
5	Jalen Preston	3-36/0	2-18/0	-	1-18/0	-	-	-	-					
46	Ryan Renick	1-19/0	DNP	DNP	1-19/0	-	-	-	-					
75	Glenn Beal	4-19/0	2-10/0	-	1-9/0	1-0/0	-	-	DNP					
7	Jashaun Corbin	6-16/1	4-12/1	2-4/0	DNP	DNP	DNP	DNP	DNP					
6	Roshauud Paul	1-11/0	1-11/0	-	-	-	DNP	DNP	DNP					

PASSING

#11 KELLEN MOND

	Att	Comp	Int	Pct	Yards	TD	Long	Sack	Yds	Effic
TEXAS STATE	27	19	1	70.4	194	3	40	0	0	160.0
at Clemson	42	24	1	57.1	236	1	20	2	18	107.4
LAMAR	28	20	1	71.4	317	1	37	0	0	171.2
AUBURN	49	31	0	63.3	335	2	41	3	16	134.2
vs Arkansas	35	23	1	65.7	251	3	30	4	26	148.5
ALABAMA	42	24	0	57.1	264	2	31	5	16	125.7
at Ole Miss	28	16	2	57.1	172	1	29	4	24	106.2
MISSISSIPPI STATE										
UTSA										
SOUTH CAROLINA										
at Georgia										
at LSU										
TOTALS	**251**	**157**	**6**	**62.5**	**1769**	**13**	**41**	**18**	**100**	**134.1**

#10 ZACH CALZADA

	Att	Comp	Int	Pct	Yards	TD	Long	Sack	Yds	Effic
TEXAS STATE	9	4	0	44.4	38	0	11	0	0	79.9
at Clemson			--- *Did Not Play* ---							
LAMAR	8	4	0	50.0	68	2	25	1	2	203.9
AUBURN			--- *Did Not Play* ---							
vs Arkansas			--- *Did Not Play* ---							
ALABAMA			--- *Did Not Play* ---							
at Ole Miss			--- *Did Not Play* ---							
MISSISSIPPI STATE										
UTSA										
SOUTH CAROLINA										
at Georgia										
at LSU										
TOTALS	**17**	**8**	**0**	**47.1**	**106**	**2**	**25**	**1**	**2**	**138.3**

#4 JAMES FOSTER

	Att	Comp	Int	Pct	Yards	TD	Long	Sack	Yds	Effic
TEXAS STATE			--- *Did Not Play* ---							
at Clemson			--- *Did Not Play* ---							
LAMAR	5	2	0	40.0	25	0	19	0	0	82.0
AUBURN			--- *Did Not Play* ---							
vs Arkansas			--- *Did Not Play* ---							
ALABAMA			--- *Did Not Play* ---							
at Ole Miss			--- *Did Not Play* ---							
MISSISSIPPI STATE										
UTSA										
SOUTH CAROLINA										
at Georgia										
at LSU										
TOTALS	**5**	**2**	**0**	**40.0**	**25**	**0**	**19**	**0**	**0**	**82.0**

TACKLES GAME-BY-GAME

	Name	Solo-Ast	Total	TXST	CLEM	LAMAR	AUB	ARK	BAMA	OM	MST	UTSA	SC	UGA	LSU
1	Buddy Johnson	22-26	48	5-2	2-3	0-2	0-6	2-5	8-3	5-5					
26	D Richardson	21-19	40	1-1	6-2	1-0	2-2	4-3	4-7	3-4					
19	A. Hines III	20-13	33	2-2	5-0	2-0	4-2	1-4	3-3	3-2					
14	Keldrick Carper	15-12	27	0-1	3-1	1-0	4-4	7-3	0-3	DNP					
52	J. Madubuike	9-17	26	0-3	1-1	0-1	4-0	1-4	1-5	2-3					
3	Tyree Johnson	15-9	24	-	6-1	1-0	1-1	2-0	1-3	4-4					
22	C. Chattman	11-10	21	1-2	-	2-0	1-1	-	6-4	1-3					
9	Leon O'Neal Jr.	12-5	17	2-0	5-0	2-0	1-2	-	1-1	1-2					
10	Myles Jones	12-4	16	1-1	3-0	1-0	0-1	2-1	3-1	2-0					
91	Micheal Clemons	7-9	16	0-1	1-1	1-1	2-3	3-3	-	DNP					
29	Debione Renfro	12-3	15	DNP	DNP	4-1	1-1	3-1	1-0	3-0					
92	Jayden Peevy	5-10	15	1-2	1-2	DNP	0-2	1-1	0-2	2-1					
21	Charles Oliver	10-4	14	1-0	3-0	1-1	4-0	0-2	1-1	DNP					
2	Elijah Blades	11-3	14	2-0	4-0	DNP	DNP	2-1	2-0	1-2					
5	Bobby Brown III	4-8	12	-	0-1	1-0	1-3	0-1	0-2	2-1					
11	Larry Pryor	7-5	12	0-2	-	3-0	3-3	1-0	-	DNP					
8	DeMarvin Leal	1-10	11	0-1	-	-	0-1	1-0	0-3	0-5					
40	Tyree Wilson	7-3	10	2-2	DNP	3-0	-	-	-	2-1					
27	Roney Elam	7-1	8	4-1	3-0	-	DNP	DNP	DNP	DNP					
32	Andre White Jr.	3-4	7	0-1	1-1	0-2	DNP	DNP	-	2-0					
28	Travon Fuller	4-2	6	1-2	-	1-0	-	-	2-0	-					
15	Jeremiah Martin	3-2	5	-	1-0	1-0	1-1	0-1	-	-					
33	Aaron Hansford	3-2	5	-	1-0	-	-	1-1	1-0	0-1					
34	Braden Mann	4-0	4	-	-	-	1-0	1-0	2-0	-					
99	Josh Rogers	2-2	4	-	-	2-1	DNP	0-1	-	-					
56	Keeath Magee II	1-1	2	1-1	DNP	DNP	DNP	DNP	DNP	DNP					
12	Braden White	1-1	2	0-1	-	1-0	-	-	-	-					
4	Derrick Tucker	1-1	2	1-0	-	0-1	-	DNP	DNP	DNP					
7	Devin Morris	2-0	2	-	DNP	-	DNP	-	-	2-0					
46	Ryan Renick	0-1	1	DNP	DNP	-	0-1	-	-	-					
13	Kendrick Rogers	1-0	1	-	-	-	-	-	-	1-0					
20	Ikenna Okeke	0-1	1	0-1	-	-	-	-	-	-					
16	Brian Johnson	1-0	1	-	1-0	-	-	DNP	DNP	DNP					
84	Moses Reynolds	0-1	1	0-1	DNP	-	-	DNP	DNP	DNP					
55	Adarious Jones	0-1	1	-	0-1	-	DNP	DNP	DNP	DNP					
7	Jashaun Corbin	1-0	1	1-0	-	DNP	DNP	DNP	DNP	DNP					
96	Max Wright	1-0	1	1-0	-	DNP	DNP	-	DNP	DNP					
5	Jalen Preston	1-0	1	-	-	-	-	-	1-0	-					

SEASON SUPERLATIVES

TEXAS A&M

INDIVIDUAL GAME HIGHS

Rushes	22	Jashaun Corbin vs Texas State (Aug 29, 2019)
Yards Rushing	116	Isaiah Spiller vs Lamar (Sep 14, 2019)
TD Rushes	2	Isaiah Spiller vs Lamar (Sep 14, 2019)
Long Rush	85	Isaiah Spiller vs Texas State (Aug 29, 2019)
Pass attempts	49	Kellen Mond vs Auburn (Sep 21, 2019)
Pass completions	31	Kellen Mond vs Auburn (Sep 21, 2019)
Yards Passing	335	Kellen Mond vs Auburn (Sep 21, 2019)
TD Passes	3	Kellen Mond vs Texas State (Aug 29, 2019)
		Kellen Mond vs Arkansas (Sep 28, 2019)
Long Pass	41	Kellen Mond vs Auburn (Sep 21, 2019)
Receptions	8	Jhamon Ausbon vs Auburn (Sep 21, 2019)
Yards Receiving	111	Jhamon Ausbon vs Auburn (Sep 21, 2019)
TD Receptions	2	Quartney Davis vs Arkansas (Sep 28, 2019)
		Jalen Wydermyer vs Alabama (Oct 12, 2019)
Long Reception	41	Jhamon Ausbon vs Auburn (Sep 21, 2019)
Field Goals	2	Seth Small vs Texas State (Aug 29, 2019)
		Seth Small vs Lamar (Sep 14, 2019)
		Seth Small vs Auburn (Sep 21, 2019)
		Seth Small vs Alabama (Oct 12, 2019)
Long Field Goal	50	Seth Small vs Arkansas (Sep 28, 2019)
Punts	6	Braden Mann at Clemson (Sep 07, 2019)
		Braden Mann vs Auburn (Sep 21, 2019)
Punting Avg	56.0	Braden Mann vs Auburn (Sep 21, 2019)
Long Punt	68	Braden Mann vs Auburn (Sep 21, 2019)
Punts inside 20	3	Braden Mann vs Texas State (Aug 29, 2019)
		Braden Mann vs Arkansas (Sep 28, 2019)
Long Punt Return	41	Roshauud Paul vs Lamar (Sep 14, 2019)
Long Kickoff Return	31	Ainias Smith vs Arkansas (Sep 28, 2019)
Tackles	11	Buddy Johnson vs Alabama (Oct 12, 2019)
		Demani Richardson vs Alabama (Oct 12, 2019)
Sacks	1.0	11 times, most recent by
		Tyree Johnson & Andre White, Jr. at Ole Miss (Oct 19, 2019)
Tackles For Loss	2.5	Buddy Johnson vs Arkansas (Sep 28, 2019)
Interceptions	2	Myles Jones vs Texas State (Aug 29, 2019)

TEAM GAME HIGHS

Rushes	36	vs Texas State (Aug 29, 2019)
Yards Rushing	246	vs Texas State (Aug 29, 2019)
Yards Per Rush	6.8	vs Texas State (Aug 29, 2019)
TD Rushes	5	vs Lamar (Sep 14, 2019)
Pass attempts	49	vs Auburn (Sep 21, 2019)
Pass completions	31	vs Auburn (Sep 21, 2019)
Yards Passing	410	vs Lamar (Sep 14, 2019)
Yards Per Pass	10.0	vs Lamar (Sep 14, 2019)
TD Passes	3	vs Texas State (Aug 29, 2019)
		vs Lamar (Sep 14, 2019)
		vs Arkansas (Sep 28, 2019)
Total Plays	75	vs Lamar (Sep 14, 2019)
Total Offense	633	vs Lamar (Sep 14, 2019)
Yards Per Play	8.4	vs Lamar (Sep 14, 2019)
Points	62	vs Lamar (Sep 14, 2019)
Sacks By	3	vs Texas State (Aug 29, 2019)
		at Ole Miss (Oct 19, 2019)
First Downs	35	vs Lamar (Sep 14, 2019)
Penalties	9	at Clemson (Sep 07, 2019)
Penalty Yards	85	at Clemson (Sep 07, 2019)
Turnovers	2	five times, last at Ole Miss (Oct 19, 2019
Interceptions By	4	vs Texas State (Aug 29, 2019)
Punts	6	at Clemson (Sep 07, 2019)
		vs Auburn (Sep 21, 2019)
Punting Avg	56.0	vs Auburn (Sep 21, 2019)
Long Punt	68	vs Auburn (Sep 21, 2019)
Punts inside 20	3	vs Texas State (Aug 29, 2019)
		vs Arkansas (Sep 28, 2019)
Long Punt Return	41	vs Lamar (Sep 14, 2019)

OPPONENTS

INDIVIDUAL GAME HIGHS

Rushes	20	Najee Harris of Alabama (Oct 12, 2019)
Yards Rushing	114	Najee Harris of Alabama (Oct 12, 2019)
TD Rushes	1	eight times, most recent Snoop Conner of Ole Miss (Oct 19, 2019)
Long Rush	69	Jerrion Ealy of Ole Miss (Oct 19, 2019)
Pass attempts	35	Lawrence of Clemson (Sep 07, 2019)
Pass completions	24	Lawrence of Clemson (Sep 07, 2019)
Yards Passing	293	Tua Tagovailoa of Alabama (Oct 12, 2019)
TD Passes	4	Tua Tagovailoa of Alabama (Oct 12, 2019)
Long Pass	47	Tua Tagovailoa of Alabama (Oct 12, 2019)
Receptions	8	C. OGrady of Arkansas (Sep 28, 2019)
Yards Receiving	99	DeVonta Smith of Alabama (Oct 12, 2019)
TD Receptions	1	nine times, most recent DeVonta Smith of Alabama (Oct 12, 2019)
		Henry Ruggs III of Alabama (Oct 12, 2019)
		Jaylen Waddle of Alabama (Oct 12, 2019)
		Najee Harris of Alabama (Oct 12, 2019)
Long Reception	31	Treylon Burks of Arkansas (Sep 28, 2019)
Field Goals	2	Connor Limpert of Arkansas (Sep 28, 2019)
		Joseph Bulovas of Alabama (Oct 12, 2019)
Long Field Goal	46	Connor Limpert of Arkansas (Sep 28, 2019)
Punts	10	Enriqu Carmona of Lamar (Sep 14, 2019)
Punting Avg	44.8	Mac Brown of Ole Miss (Oct 19, 2019)
Long Punt	65	Enriqu Carmona of Lamar (Sep 14, 2019)
Punts inside 20	2	Enriqu Carmona of Lamar (Sep 14, 2019)
		Mac Brown of Ole Miss (Oct 19, 2019)
Long Punt Return	43	Jaylen Waddle of Alabama (Oct 12, 2019)
Long Kickoff Return	40	Henry Ruggs III of Alabama (Oct 12, 2019)
Tackles	12	Kamren Curl of Arkansas (Sep 28, 2019)
Sacks	2.0	Derrick Brown of Auburn (Sep 21, 2019)
		Jamario Bell of Arkansas (Sep 28, 2019)
		Terrell Lewis of Alabama (Oct 12, 2019)
Tackles For Loss	3.0	Derrick Brown of Auburn (Sep 21, 2019)
Interceptions	1	six times, most recent Donta Evans & A. Robinson of Ole Miss (Oct 19, 2019)

TEAM GAME HIGHS

Rushes	44	Ole Miss (Oct 19, 2019)
Yards Rushing	250	Ole Miss (Oct 19, 2019)
Yards Per Rush	5.7	Ole Miss (Oct 19, 2019)
TD Rushes	2	Clemson (Sep 07, 2019)
		Auburn (Sep 21, 2019)
		Ole Miss (Oct 19, 2019)
Pass attempts	46	Texas State (Aug 29, 2019)
Pass completions	29	Texas State (Aug 29, 2019)
Yards Passing	297	Arkansas (Sep 28, 2019)
Yards Per Pass	8.6	Alabama (Oct 12, 2019)
TD Passes	4	Alabama (Oct 12, 2019)
Total Plays	75	Ole Miss (Oct 19, 2019)
Total Offense	448	Alabama (Oct 12, 2019)
Yards Per Play	6.9	Alabama (Oct 12, 2019)
Points	47	Alabama (Oct 12, 2019)
Sacks By	5	Alabama (Oct 12, 2019)
First Downs	26	Clemson (Sep 07, 2019)
		Arkansas (Sep 28, 2019)
Penalties	12	Auburn (Sep 21, 2019)
Penalty Yards	91	Alabama (Oct 12, 2019)
Turnovers	4	Texas State (Aug 29, 2019)
Interceptions By	2	Ole Miss (Oct 19, 2019)
Punts	10	Lamar (Sep 14, 2019)
Punting Avg	43.8	Auburn (Sep 21, 2019)
Long Punt	65	Lamar (Sep 14, 2019)
Punts inside 20	2	Lamar (Sep 14, 2019)
		Ole Miss (Oct 19, 2019)
Long Punt Return	43	Alabama (Oct 12, 2019)

MISCELLANEOUS STATISTICS

STARTING FIELD POSITION

	A&M Avg. Start	Opp. Avg. Start	A&M Advantage
TEXAS STATE	own 43	own 19	+ 25
at Clemson	own 25	own 21	+ 4
LAMAR	own 38	own 24	+ 14
AUBURN	own 29	own 29	-
vs Arkansas	own 31	own 23	+ 8
ALABAMA	own 22	own 47	- 25
at Ole Miss	own 29	own 26	+ 3
MISSISSIPPI STATE			
UTSA			
SOUTH CAROLINA			
at Georgia			
at LSU			
Totals	**own 31.8**	**own 28.7**	

GAME-OPENING DRIVES

	TEXAS A&M					OPPONENTS				
	Pts	Res	1 Dn	Pl-Yds	Time	Pts	Res	1 Dn	Pl-Yds	Time
TEXAS STATE	0	PUNT	0	3-6	1:01	0	PUNT	1	4-21	2:04
at Clemson	0	PUNT	0	3-0	0:53	0	MISS FG	2	9-43	3:41
LAMAR	3	FG	3	9-71	4:34	0	PUNT	1	7-14	3:10
AUBURN	0	MISS FG	3	13-44	5:30	7	TD	2	4-75	1:41
vs Arkansas	0	PUNT	2	5-22	3:26	0	MISS FG	3	7-41	2:43
ALABAMA	7	TD	6	15-75	8:03	7	TD	4	10-73	4:16
at Ole Miss	0	PUNT	0	3-(3)	1:50	0	PUNT	0	3-9	1:21
MISSISSIPPI STATE										
UTSA										
SOUTH CAROLINA										
at Georgia										
at LSU										
Totals	**10**		**14**	**7-31***	**3:40***	**14**		**12**	**6-39***	**2:42***

* average / does not include return TDs
ˆ drive began following turnover

POINTS OFF TURNOVERS

	TEXAS A&M				OPPONENTS			
Opponent	TOs	TDs	FG-Att	Pts.	A&M TOs	TDs	FG-Att	Pts.
TEXAS STATE	4	2	1-1	17	2	0	0-0	0
at Clemson	1	1	0-0	7	2	0	1-1	3
LAMAR	1	0	0-0	0	2	0	0-0	0
AUBURN	0	0	0-0	0	1	1	0-0	7
vs Arkansas	1	0	0-0	0	2	1	0-0	7
ALABAMA	1	0	1-1	3	1	0	0-0	0
at Ole Miss	2	1	0-1	7	2	0	0-1	0
MISSISSIPPI STATE								
UTSA								
SOUTH CAROLINA								
at Georgia								
at LSU								
Totals	**10 (3/2, 8 int)**	**4**	**2-3**	**34**	**12 (12/6, 6 int)**	**2**	**0-1**	**17**

F/L: total fumbles/fumbles lost

SECOND HALF-OPENING DRIVES

	TEXAS A&M					OPPONENTS				
	Pts	Res	1 Dn	Pl-Yds	Time	Pts	Res	1 Dn	Pl-Yds	Time
TEXAS STATE	0	INT	3	9-47	4:52	0	PUNT	1	5-3	1:58
at Clemson	0	PUNT	0	3-(2)	2:07	0	PUNT	0	3-1	0:43
LAMAR	0	INT	2	5-22	2:55	0	PUNT	0	3-(1)	1:09
AUBURN	0	FUMBLE	0	1-13	0:08	7ˆ	TD	2	6-38	2:47
vs Arkansas	0	PUNT	0	3-1	1:49	7	TD	5	8-84	2:37
ALABAMA	0	PUNT	0	3-1	1:34	3	FG	3	9-51	4:07
at Ole Miss	0	PUNT	0	3-(4)	2:14	7	TD	2	5-64	1:30
MISSISSIPPI STATE										
UTSA										
SOUTH CAROLINA										
at Georgia										
at LSU										
Totals	**0**		**5**	**4-11***	**2:14***	**24**		**13**	**6-34***	**2:07***

* average / does not include return TDs
ˆ drive began following turnover

PENALTIES

	A&M Pen.-Yds.	Opp. Pen.-Yds.	A&M Yd Diff
TEXAS STATE	3-30	4-24	+ 6
at Clemson	9-85	4-30	+ 55
LAMAR	7-53	4-42	+ 11
AUBURN	8-50	12-74	- 24
vs Arkansas	6-55	8-48	+ 7
ALABAMA	5-55	11-91	- 36
at Ole Miss	7-68	7-65	+ 3
MISSISSIPPI STATE			
UTSA			
SOUTH CAROLINA			
at Georgia			
at LSU			
Totals (per gm avg.)	**45-396 (56.6)**	**50-374 (53.4)**	

A&M SCORING DRIVES

	Scoring Drives	TIME		PLAYS		5 or less	1-Play
		Total	Avg	Total	Avg		
TEXAS STATE	6	17:42	2:57	38	6.3	3	0
at Clemson	2	13:16	6:38	32	16	0	0
LAMAR	10	27:06	2:42	58	5.8	5	2
AUBURN	4	11:27	2:52	34	8.5	0	0
vs Arkansas	5	19:29	3:54	47	9.4	0	0
ALABAMA	5	18:26	3:41	49	9.8	0	0
at Ole Miss	3	10:59	3:39	23	6.7	0	0
MISSISSIPPI STATE							
UTSA							
SOUTH CAROLINA							
at Georgia							
at LSU							
Totals	**35**	**118:25**	**3:23**	**281**	**8.0**	**8**	**2**

* not including overtime possessions or defensive/special teams touchdowns

STARTING LINEUPS

OFFENSIVE STARTERS

	WR	LT	LG	C	RG	RT	TE/WR	RB/WR/TE	WR	QB	RB/WR
TEXAS STATE	DAVIS	MOORE	HOCKER	PRATER	K GREEN	C GREEN	CHAPMAN	BUCKLEY	AUSBON	MOND	CORBIN
at Clemson	DAVIS	MOORE	HOCKER	PRATER	K GREEN	C GREEN	WYDERMYER	BEAL	AUSBON	MOND	CORBIN
LAMAR	ROGERS	MOORE	HOCKER	PRATER	K GREEN	C GREEN	BEAL	BALDREE	AUSBON	MOND	KIBODI
AUBURN	ROGERS	MOORE	HOCKER	PRATER	K. GREEN	C. GREEN	WYDERMYER	BEAL	AUSBON	MOND	KIBODI
vs Arkansas	ROGERS	MOORE	HOCKER	PRATER	K.GREEN	C. GREEN	WYDERMYER	DAVIS	AUSBON	MOND	SPILLER
ALABAMA	DAVIS	MOORE	HOCKER	PRATER	K.GREEN	C. GREEN	WYDERMYER	SMITH	AUSBON	MOND	SPILLER
at Ole Miss	ROGERS	MOORE	HOCKER	PRATER	K. GREEN	C. GREEN	WYDERMYER	RICHARDSON	AUSBON	MOND	SPILLER
MISS. STATE											
UTSA											
SOUTH CAROLINA											
at Georgia											
at LSU											

DEFENSIVE STARTERS

	DE	DT	DT	DE	LB	LB	LB/NICKLE	CB	CB	SS	FS
TEXAS STATE	T JOHNSON	MADUBUIKE	B BROWN	CLEMONS	HINES	B JOHNSON	ELAM*	OLIVER	M JONES	O'NEAL	RICHARDSON
at Clemson	T JOHNSON	MADUBUIKE	B BROWN	CLEMONS	HINES	B JOHNSON	ELAM*	BLADES	M JONES	O'NEAL	RICHARDSON
LAMAR	T JOHNSON	ROGERS	B BROWN	CLEMONS	HINES	B JOHNSON	ELAM*	RENFRO	M JONES	O'NEAL	RICHARDSON
AUBURN	T JOHNSON	MADUBUIKE	B BROWN	CLEMONS	HINES	B JOHNSON	OLIVER*	RENFRO	M JONES	O'NEAL	RICHARDSON
vs Arkansas	T JOHNSON	MADUBUIKE	B BROWN	CLEMONS	HINES	B JOHNSON	OLIVER*	BLADES	M JONES	CARPER	RICHARDSON
ALABAMA	T JOHNSON	MADUBUIKE	B BROWN	CLEMONS	HINES	B JOHNSON	OLIVER*	BLADES	M JONES	CARPER	RICHARDSON
at Ole Miss	T JOHNSON	PEEVY	B BROWN	LEAL	HINES	B JOHNSON	CHATTMAN*	BLADES	M JONES	WILLIAMS	RICHARDSON
MISS. STATE											
UTSA											
SOUTH CAROLINA											
at Georgia											
at LSU											

* Started as a nickel back

START CHART

	Career Starts	Consec Starts
Jhamon Ausbon	29	11
Kellen Mond	28	20
Charles Oliver	26	–
Debione Renfro	24	–
Carson Green	24	23
Colton Prater	22	7
Dan Moore, Jr.	20	20
Justin Madubuike	17	–
Derrick Tucker	16	–
Jared Hocker	17	7
Quartney Davis	16	–
Buddy Johnson	16	8
Ryan McCollum	13	–
Myles Jones	15	9
Larry Pryor	12	–
Michael Clemons	8	–
Kendrick Rogers	9	1
Demani Richardson	7	7
Anthony Hines II	7	7
Bobby Brown III	7	7
Tyree Johnson	7	7
Kenyon Green	7	7
Jalen Wydermyer	5	4
Leon O'Neal Jr.	5	–
Keldrick Carper	4	–
Camron Buckley	4	–
Roney Elam	4	–
Elijah Blades	4	3
Isaiah Spiller	3	3
Glenn Beal	3	–
Jashaun Corbin	3	–
Jayden Peevy	2	1
Jacob Kibodi	2	–
Hezekiah Jones	2	–
Brian Williams	1	1
Clifford Chattman	1	1
Demarvin Leal	1	1
Ainias Smith	1	–
Cagan Baldree	1	–
Josh Rogers	1	–
Caleb Chapman	1	–
Aaron Hansford	1	–

12TH MAN REP

	12th Man	#
TXTS	B White	1
at Clemson	B White	2
LAMAR	B White	3
AUBURN	B White	4
vs Ark	B White	5
BAMA	B White	6
at Ole Miss		
MSU		
UTSA		
SC		
at Georgia		
at LSU		

- appearances as 12th Man representative

TEXAS A&M'S 20-PLUS YARD PLAYS (38)

Yards	Type	Player(s)	Opponent
85	Rush	Isaiah Spiller	Texas State
*62	FR	Buddy Johnson	Ole Miss
41	Pass	Jhamon Ausbon from Kellen Mond	Auburn
41	PR	Roshauud Paul	Lamar
40	Pass	Jhamon Ausbon from Kellen Mond	Texas State
38	Rush	Isaiah Spiller	Lamar
38	PR	Roshauud Paul	Lamar
37	Pass	Jhamon Ausbon from Kellen Mond	Lamar
36	Rush	Kellen Mond	Alabama
36	Pass	Jhamon Ausbon from Kellen Mond	Lamar
34	PR	Ainias Smith	Ole Miss
*34	Rush	Isaiah Spiller	Lamar
31	KR	Ainias Smith	Arkansas
31	Pass	Jhamon Ausbon from Kellen Mond	Alabama
30	Pass	Ainias Smith from Kellen Mond	Arkansas
29	Pass	Jalen Wydermyer from Kellen Mond	Ole Miss
29	Pass	Quartney Davis from Kellen Mond	Texas State
*27	Pass	Quartney Davis from Kellen Mond	Auburn
27	Pass	Camron Buckley from Kellen Mond	Lamar
27	PR	Ainias Smith	Ole Miss
26	Pass	Jhamon Ausbon from Kellen Mond	Lamar
*25	Pass	Jalen Wydermyer from Kellen Mond	Alabama
*25	Pass	Jalen Wydermyer from Zach Calzada	Lamar
24	INT	Roney Elam	Texas State
23	KR	Ainias Smith	Ole Miss
22	Rush	Kellen Mond	Ole Miss
22	Pass	Kendrick Rogers from Kellen Mond	Lamar
*22	Rush	Isaiah Spiller	Ole Miss
22	Rush	Kellen Mond	Alabama
22	Rush	Jacob Kibodi	Auburn
*22	Pass	Quartney Davis from Kellen Mond	Arkansas
*21	Pass	Quartney Davis from Kellen Mond	Texas State
21	Pass	Kendrick Rogers from Kellen Mond	Lamar
20	Pass	Ainias Smith from Kellen Mond	Lamar
20	Pass	Camron Buckley from Kellen Mond	Clemson
20	Rush	Kellen Mond	Alabama
20	KR	Ainias Smith	Auburn
20	Rush	Jashaun Corbin	Texas State

* touchdown scored on play

BY LENGTH

Yards	No.	TD
100+	0	0
90-99	0	0
80-89	1	0
70-79	0	0
60-69	1	1
50-59	0	0
40-49	3	0
30-39	10	1
20-29	23	6

BY PLAY TYPE

Type	No.	TD
Rushing	10	2
Passing	19	5
Punt returns	4	0
Kick returns	3	0
Interceptions	1	0
Fumble returns	1	1
Other	0	0
TOTAL	**38**	**8**

20-YARD PLUS BY PLAYER

Player	No.	TD	R	P	KR	PR	IR	FR
Ainias Smith	7	0	0	2	3	2	0	0
Jhamon Ausbon	6	0	0	6	0	0	0	0
Quartney Davis	4	3	0	4	0	0	0	0
Isaiah Spiller	4	2	4	0	0	0	0	0
Kellen Mond	4	0	4	0	0	0	0	0
Jalen Wydermyer	3	2	0	3	0	0	0	0
Kendrick Rogers	2	0	0	2	0	0	0	0
Roshauud Paul	2	0	0	0	0	2	0	0
Camron Buckley	2	0	0	2	0	0	0	0
Buddy Johnson	1	1	0	0	0	0	0	1
Jacob Kibodi	1	0	1	0	0	0	0	0
Jashaun Corbin	1	0	1	0	0	0	0	0
Roney Elam	1	0	0	0	0	0	1	0
TOTAL	**38**	**8**	**10**	**19**	**3**	**4**	**1**	**1**

LONGEST PLAYS OF 2018

RUSHING

85 Isaiah Spiller vs Texas State ..... Aug. 29

RUSHING TOUCHDOWN

34 Isaiah Spiller vs Lamar ..... Sept. 14

PASSING

41 Jhamon Ausbon from Kellen Mond vs Auburn ..... Sept. 21

PASSING TOUCHDOWN

27 Quartney Davis from Kellen Mond vs Auburn ..... Sept. 21

PUNT RETURN

41 Roshauud Paul vs Lamar ..... Sept. 14

KICK RETURN

31 Ainias Smith vs Arkansas ..... Sept. 28

INTERCEPTION RETURN

24 Roney Elam vs Texas State ..... Aug. 29

FUMBLE RETURN

62 Buddy Johnson at Ole Miss ..... Oct. 19

PUNT

68 Braden Mann vs Auburn ..... Sept. 21

FIELD GOAL

50 Seth Small vs Arkansas ..... Sept. 28

BY OPPONENT

	TXST	CLEM	LAM	AUB	ARK	BAMA	OM	MSU	UTSA	SC	UGA	LSU
Rushing	2	0	2	1	0	3	2					
Passing	3	1	8	2	2	2	1					
Punt returns	0	0	2	0	0	0	2					
Kick returns	0	0	0	1	1	0	2					
Interceptions	1	0	0	0	0	0	0					
Fumble returns	0	0	0	0	0	0	1					
Other	0	0	0	0	0	0	0					
TOTAL	**6**	**1**	**12**	**4**	**3**	**5**	**7**					

OPPONENT'S 20-PLUS YARD PLAYS (39)

Yards	Type	Player(s)	Team
*69	Rush	Jerrion Ealy	Ole Miss
*57	Rush	Anthony Schwartz	Auburn
*47	Pass	DeVonta Smith from Tua Tagovailoa	Alabama
44	Rush	Myles Wanza	Lamar
43	PR	Jaylen Waddle	Alabama
42	PR	Jaylen Waddle	Alabama
40	KR	Henry Ruggs III	Alabama
38	Rush	S. Phillips	Ole Miss
38	KR	Henry Ruggs III	Alabama
36	Rush	Snoop Conner	Ole Miss
*33	Pass	Henry Ruggs III from Tua Tagovailoa	Alabama
32	PR	Treylon Burks	Arkansas
*31	Pass	Jaylen Waddle from Tua Tagovailoa	Alabama
31	KR	Noah Igbinoghene	Auburn
31	Pass	Treylon Burks from Ben Hicks	Arkansas
30	PR	Christian Tutt	Auburn
*30	Pss	Ross from Lawrence	Clemson
29	Pass	Higgins from Lawrence	Clemson
28	PR	Jaylen Waddle	Alabama
28	KR	Trevon Diggs	Alabama
27	Rush	Tylan Knight	Ole Miss
27	KR	Henry Ruggs III	Alabama
27	Pass	C. OGrady from Nick Starkel	Arkansas
*27	Pass	Trevis Graham Jr from Gresch Jensen	Texas State
27	Pass	Etienne from Lawrence	Clemson
26	Pass	Jerry Jeudy from Tua Tagovailoa	Alabama
26	KR	Henry Ruggs III	Alabama
25	Rush	Najee Harris	Alabama
25	KR	JahMarae Sheread	Texas State
25	Pass	Ngata from Lawrence	Clemson
24	Rush	Rakeem Boyd	Arkansas
24	Pass	Ross from Lawrence	Clemson
23	Pass	Brian Robinson Jr. from Tua Tagovailoa	Alabama
23	Pass	C. OGrady from Ben Hicks	Arkansas
22	Pass	S. Phillips from Matt Corral	Ole Miss
22	Pass	Mike Woods from Ben Hicks	Arkansas
22	PR	Christian Tutt	Auburn
20	Pass	Elijah Moore from Matt Corral	Ole Miss
20	KR	JahMarae Sheread	Texas State

* touchdown scored on play

BY LENGTH

Yards	No.	TD
100+	0	0
90-99	0	0
80-89	0	0
70-79	0	0
60-69	1	1
50-59	1	1
40-49	5	1
30-39	10	3
20-29	22	1

BY PLAY TYPE

Type	No.	TD
Rushing	8	2
Passing	17	5
Punt returns	6	0
Kick returns	8	0
Interceptions	0	0
Fumble returns	0	0
Other	0	0
TOTAL	**39**	**7**

LONGEST PLAYS OF 2018

RUSHING

69 Jerrion Ealy of Ole Miss ..... Oct. 19

RUSHING TOUCHDOWN

69 Jerrion Ealy of Ole Miss ..... Oct. 19

PASSING

47 DeVonta Smith from Tua Tagovailoa of Alabama ..... Oct. 12

PASSING TOUCHDOWN

47 DeVonta Smith from Tua Tagovailoa of Alabama ..... Oct. 12

PUNT RETURN

43 Jaylen Waddle of Alabama ..... Oct. 12

KICK RETURN

40 Henry Rugga III of Alabama ..... Oct. 12

INTERCEPTION RETURN

13 Bryan London II of Texas State ..... Aug. 29

FUMBLE RETURN

6 DeJon Harris of Arkansas ..... Sept. 28

PUNT

65 Enrique Carmona of Lamar ..... Sept. 14

FIELD GOAL

46 Connor Limpert of Arkansas ..... Sept. 28

THE LAST TIME...

100-YARD RUSHER

by A&M.....122, Isaiah Spiller vs Lamar(Sept. 14, 2019)
by Opp. .....114, Najee Harris of Alabama (Oct. 12, 2019)

TWO 100-YARD RUSHERS

by A&M.....106, Isaiah Spiller vs Texas State (Aug. 29, 2019)
103, Jashaun Corbin vs Texas State (Aug. 29, 2019)
by Opp. .....127, Derrius Guice of LSU (Nov. 25, 2017)
106, Darrel Williams of LSU (Nov. 25, 2017)

200-YARD RUSHER

by A&M.....236, Trayveon Williams vs NC State (Dec. 31, 2018)
by Opp. .....285, Derrius Guice of LSU (Nov. 24, 2016)

60-YARD RUSH PLAY

by A&M.....85, Isaiah Spiller vs Texas State (Aug. 29, 2019)
by Opp. .....69, Jerrion Ealy of Ole Miss (Oct. 19, 2019)

THREE-OR-MORE RUSHING TDs

by A&M.....3, Trayveon Williams vs NC State (Dec. 31, 2018)
by Opp. .....3, Joe Burrow of LSU (Nov. 22, 2018)

TEAM RUSHED FOR 300 YARDS

by A&M.....401 vs NC State (Dec. 31, 2018)
by Opp. .....365, Mississippi State (Nov. 5, 2016)

TEAM RUSHED FOR LESS THAN 100 YARDS

by A&M.....89 vs Arkansas (Sept. 28, 2019)
by Opp. .....98 by Arkansas (Sept. 28, 2019)

300-YARD PASSER

by A&M.....335, Kellen Mond vs Auburn (Sept. 21, 2019)
by Opp. .....306, Tyler Johnston III of UAB (Nov. 17, 2018)

400-YARD PASSER

by A&M.....430, Kellen Mond vs Clemson (Sept. 8, 2018)
by Opp. .....400, J Wolford of Wake Forest (Dec. 29, 2017)

SCORED ON OVER A 50-YARD PASS PLAY

by A&M.....52 yds, Christian Kirk from Nick Starkel vs Wake Forest (Dec. 29, 2017)
by Opp. .51 yds, Damarkus Lodge from Jordan Ta'amu of Ole Miss (Nov. 10, 2018)

30 PASS COMPLETIONS

by A&M.....31, Kellen Mond vs Auburn (Sept. 21, 2019)
by Opp. .....32, J Wolford of Wake Forest (Dec. 29, 2017)

40 PASS ATTEMPTS

by A&M.....42, Kellen Mond vs Alabama (Oct. 12, 2019)
by Opp. .....49, J Wolford of Wake Forest (Dec. 29, 2017)

THREE-OR-MORE TD PASSES

by A&M.....3, Kellen Mond vs Arkansas (Sept. 28, 2019)
by Opp. .....4, Tua Tagovailoa of Alabama (Oct. 12, 2019)

FOUR-OR-MORE TD PASSES

by A&M.....6, Kellen Mond vs LSU (Nov. 22, 2018)
by Opp. .....4, Tua Tagovailoa of Alabama (Oct. 12, 2019)

100-YARD RECEIVER

by A&M.....111, Jhamon Ausbon vs Auburn (Sept. 21, 2019)
by Opp. .....127, AJ Brown & 122, Damarkus Lodge of Ole Miss (Nov. 10, 2018)

10-OR-MORE RECEIVERS

by A&M.....11 vs Northwestern State (Aug. 30, 2018)
by Opp. .....11, LSU (Nov. 22, 2018)

10-OR-MORE RECEPTIONS

by A&M.....13, Christian Kirk & 12, Jhamon Ausbon vs Wake Forest (Dec. 29, 2017)
by Opp. .....12, Keenan Barnes of Louisiana (Sept. 16, 2017)

FOUR FIELD GOALS

by A&M.....4, Seth Small at South Carolina (Oct. 13, 2018)
by Opp. .....4, Daniel Carlson of Auburn (Nov. 7, 2015)

50-YARD FIELD GOAL

by A&M.....50, Seth Small vs Arkansas (Sept. 28, 2019)
by Opp. .....50, Cole Tracy of LSU (Nov. 22, 2018)

60-YARD FIELD GOAL

by A&M.....62, Terence Kitchens vs Southern Miss (Sept. 25, 1999)

RECORDED A BLOCKED PUNT

by A&M..... Roshaud Paul & D. Capers-Smith vs Wake Forest (1st Qtr) (Dec. 29, 2017)
by Opp. .....Ale Kaho of Alabama (4th Qtr) (Oct. 12, 2019)

RECORDED A BLOCKED FIELD GOAL ATTEMPT

by A&M.....Justin Madubuike vs Ole Miss (3rd Qtr) (Oct. 19, 2019)
by Opp. .....Dexter Lawrence of Clemson (2nd Qtr) (Sept. 8, 2018)

A KICKOFF WAS RETURNED FOR A TD

by A&M.....100 yards, Jashaun Corbin vs Arkansas (Sept. 29, 2018)
by Opp. .....100 yards, Elijah Lilly of New Mexico (Nov. 11, 2017)

OPENING KICKOFF WAS RETURNED FOR A TD

by A&M.....100 yards, Jashaun Corbin vs Arkansas (Sept. 29, 2018)

PUNT RETURN FOR A TD

by A&M.....90 yards, Christian Kirk vs New Mexico (Nov. 11, 2017)
by Opp. .....59 yards, J Bates of Wake Forest (Dec. 29, 2017)

BLOCKED PUNT RETURN FOR A TD

by A&M.....Charles Oliver vs Wake Forest, 0 yards (Dec. 29, 2017)
by Opp. .....Tyrell Shavers of Alabama, 2 yards (Oct. 12, 2019)

INTERCEPTION RETURNED FOR A TD

by A&M.....Tyrel Dodson vs NC State, 78 yds (Dec. 31, 2018)
by Opp. .....Jamal Peters of Mississippi State, 90 yds (Oct. 28, 2017)

FUMBLE RECOVERY FOR A TD

by A&M.....Buddy Johnson vs Ole Miss, 62 yards (Oct. 19, 2019)
by Opp. .....DeJon Harris of Arkansas, 6 yds (Sept. 28, 2019)

A TEAM SCORED A SAFETY

by A&M.....vs Alabama in College Station (Oct. 7, 2017)
(Gillaspia blocked punt out of endzone)
by Opp. .....by Oklahoma in College Station (Nov. 6, 2010)
(A&M punt blocked and recoverd in endzone)

OVERTIME HISTORY

(14-6 OVERALL, 9-3 HOME, 1-2 AWAY, 4-1 NEUTRAL)

Nov. 1, 1997	A&M 28, Oklahoma State 25	1 OT	College Station
Dec. 5, 1998	A&M 36, Kansas State 33	2 OT	St. Louis (Big 12 Championship)
Dec. 31, 2000	Mississippi State 43, A&M 41	1 OT	Shreveport, La. (Independence Bowl)
Oct. 5, 2002	Texas Tech 48, A&M 47	1 OT	College Station
Nov. 16, 2002	Missouri 33, A&M 27	2 OT	College Station
Oct. 23, 2004	A&M 29, Colorado 26	1 OT	College Station
Oct. 30, 2004	Baylor 35, A&M 34	1 OT	Waco, Texas
Nov. 13, 2004	A&M 32, Texas Tech 25	1 OT	College Station
Oct. 1, 2005	A&M 16, Baylor 13	1 OT	College Station
Oct. 21, 2006	A&M 34, Oklahoma State 33	1 OT	Stillwater, Okla.
Sept. 8, 2007	A&M 47, Fresno State 45	3 OT	College Station
Oct. 29, 2011	Missouri 38, A&M 31	1 OT	College Station
Nov. 11, 2011	Kansas State 53, A&M 50	4 OT	Manhattan, Kan.
Sept. 27, 2014	A&M 35, Arkansas 28	1 OT	Arlington, Texas
Sept. 26, 2015	A&M 28, Arkansas 21	1 OT	Arlington, Texas
Sept. 3, 2016	A&M 31, UCLA 24	1 OT	College Station
Oct. 8, 2016	A&M 45, Tennessee 38	2 OT	College Station
Sept. 23, 2017	A&M 50, Arkansas 43	1 OT	Arlington, Texas
Oct. 6, 2018	A&M 20, Kentucky 14	1 OT	College Station
Nov. 22, 2018	A&M 74, LSU 72	7 OT	College Station

SEASON/CAREER STATISTICS

OFFENSE

RUSHING	SEASON STATISTICS GP	Att	Gain	Loss	Net	Avg	TD	Long	Avg/G	CAREER STATISTICS GP	Att	Gain	Loss	Net	Avg	TD	Long	Avg/G
Isaiah Spiller	7	67	393	33	360	5.4	4	85	51.4	7	67	393	33	360	5.4	4	85	51.4
Kellen Mond	7	68	388	112	276	4.1	3	36	39.4	31	306	1611	521	1090	3.6	13	79	35.2
Jashaun Corbin	2	35	137	0	137	3.9	1	20	68.5	14	96	499	16	483	5.0	2	35	34.5
Jacob Kibodi	6	28	121	9	112	4.0	1	22	18.7	13	42	270	11	259	6.2	2	67	19.9
C Richardson	5	6	39	0	39	6.5	1	13	7.8	5	6	39	0	39	6.5	1	13	7.8
Quartney Davis	6	4	34	6	28	7.0	0	18	4.7	27	7	54	13	41	5.9	0	18	1.5
James Foster	1	2	17	0	17	8.5	0	11	17.0	1	2	17	0	17	8.5	0	11	17.0
Zach Calzada	2	1	0	2	-2	-2.0	0	0	-1.0	2	1	0	2	-2	-2.0	0	0	-1.0
Total	**7**	**217**	**1129**	**172**	**957**	**4.4**	**10**	**85**	**136.7**									
Opponents	**7**	**220**	**1131**	**184**	**947**	**4.3**	**8**	**69**	**135.3**									

PASSING	SEASON STATISTICS GP	Effic	Cmp-Att-Int	Pct	Yds	TD	Lng	Avg/G	CAREER STATISTICS GP	Effic	Att-Cmp-Int	Pct	Yds	TD	Lng	Avg/G
Kellen Mond	7	134.06	157-251-6	62.5	1769	13	41	252.7	31	128.06	893-512-21	57.3	6251	45	81	201.6
Zach Calzada	2	138.26	8-17-0	47.1	106	2	25	53.0	2	138.26	17-8-0	47.1	106	2	25	53.0
James Foster	1	82.00	2-5-0	40.0	25	0	19	25.0	1	82.00	5-2-0	40.0	25	0	19	25.0
Total	**7**	**133.37**	**167-273-6**	**61.2**	**1900**	**15**	**41**	**271.4**								
Opponents	**7**	**113.81**	**138-237-8**	**58.2**	**1405**	**9**	**47**	**200.7**								

RECEIVING	SEASON STATISTICS GP	No.	Yds	Avg	TD	Long	Avg/G	CAREER STATISTICS GP	No.	Yds	Avg	TD	Long	Avg/G
Jhamon Ausbon	7	42	553	13.2	2	41	79.0	29	123	1499	12.2	5	41	51.7
Quartney Davis	6	31	384	12.4	4	29	64.0	27	76	969	12.8	11	37	35.9
Kendrick Rogers	7	20	228	11.4	1	22	32.6	32	58	663	11.4	6	30	20.7
Isaiah Spiller	7	17	124	7.3	0	16	17.7	7	17	124	7.3	0	16	17.7
Ainias Smith	6	14	182	13.0	3	30	30.3	6	14	182	13.0	3	30	30.3
Jalen Wydermyer	7	13	172	13.2	4	29	24.6	7	13	172	13.2	4	29	24.6
Camron Buckley	7	9	119	13.2	0	27	17.0	33	60	875	14.6	4	70	26.5
Jacob Kibodi	6	6	37	6.2	0	11	6.2	13	7	37	5.3	0	11	2.8
Jashaun Corbin	2	6	16	2.7	1	5	8.0	14	16	101	6.3	1	16	7.2
Glenn Beal	6	4	19	4.8	0	9	3.2	6	4	19	4.8	0	9	3.2
Jalen Preston	7	3	36	12.0	0	18	5.1	15	4	50	12.5	1	18	3.3
Ryan Renick	5	1	19	19.0	0	19	3.8	17	2	27	13.5	0	19	1.6
Roshauud Paul	4	1	11	11.0	0	11	2.8	30	23	268	11.7	0	46	8.9
Total	**7**	**167**	**1900**	**11.4**	**15**	**41**	**271.4**							
Opponents	**7**	**138**	**1405**	**10.2**	**9**	**47**	**200.7**							

TOTAL OFFENSE	SEASON STATISTICS G	Plays	Rush	Pass	Total	Avg/G	CAREER STATISTICS G	Plays	Rush	Pass	Total	Avg/G
Kellen Mond	7	319	276	1769	2045	292.1	31	1199	1090	6251	7341	236.8
Isaiah Spiller	7	67	360	0	360	51.4	7	67	360	0	360	51.4
Jashaun Corbin	2	35	137	0	137	68.5	14	96	483	0	483	34.5
Jacob Kibodi	6	28	112	0	112	18.7	13	42	259	0	259	19.9
Zach Calzada	2	18	-2	106	104	52.0	2	18	-2	106	104	52.0
James Foster	1	7	17	25	42	42.0	1	7	17	25	42	42.0
C Richardson	5	6	39	0	39	7.8	5	6	39	0	39	7.8
Quartney Davis	6	4	28	0	28	4.7	27	7	41	0	41	1.5
Total	**7**	**490**	**957**	**1900**	**2857**	**408.1**						
Opponents	**7**	**457**	**947**	**1405**	**2352**	**336.0**						

SCORING	SEASON STATISTICS TD	FGs	PATs Kick	PATs Rush	PATs Rcv	PATs Pass	DXP	Saf	Points	CAREER STATISTICS TD	FGs	PATs Kick	PATs Rush	PATs Rcv	PATs Pass	DXP	Saf	Points
Seth Small	0	11-15	25-25	0-0	0	0-0	0	0	58	0	31-43	65-65	0-0	0	0-0	0	0	158
Isaiah Spiller	4	0-0	0-0	0-0	0	0-0	0	0	24	4	0-0	0-0	0-0	0	0-0	0	0	24
Quartney Davis	4	0-0	0-0	0-0	0	0-0	0	0	24	11	0-0	0-0	0-0	0	0-0	0	0	66
Jalen Wydermyer	4	0-0	0-0	0-0	0	0-0	0	0	24	4	0-0	0-0	0-0	0	0-0	0	0	24
Kellen Mond	3	0-0	0-0	1-1	0	0-0	0	0	20	13	0-0	0-0	1-1	0	3-6	0	0	80
Ainias Smith	3	0-0	0-0	0-0	0	0-0	0	0	18	3	0-0	0-0	0-0	0	0-0	0	0	18
Jhamon Ausbon	2	0-0	0-0	0-0	0	0-0	0	0	12	5	0-0	0-0	0-0	0	0-0	0	0	30
Jashaun Corbin	2	0-0	0-0	0-0	0	0-0	0	0	12	4	0-0	0-0	0-0	0	0-0	0	0	24
C Richardson	1	0-0	0-0	0-0	0	0-0	0	0	6	1	0-0	0-0	0-0	0	0-0	0	0	6
Buddy Johnson	1	0-0	0-0	0-0	0	0-0	0	0	6	1	0-0	0-0	0-0	0	0-0	0	0	6
Kendrick Rogers	1	0-0	0-0	0-0	0	0-0	0	0	6	6	0-0	0-0	0-0	3	0-0	0	0	42
Jacob Kibodi	1	0-0	0-0	0-0	0	0-0	0	0	6	2	0-0	0-0	0-0	0	0-0	0	0	12
Total	**26**	**11-15**	**25-25**	**1-1**	**0**	**0-0**	**0**	**0**	**216**									
Opponents	**19**	**7-12**	**18-19**	**0-0**	**0**	**0-0**	**0**	**0**	**153**									

SEASON/CAREER STATISTICS

OFFENSE

ALL PURPOSE	SEASON STATISTICS G	Rush	Rec	PR	KOR	IR	Tot	Avg/G	CAREER STATISTICS G	Rush	Rec	PR	KOR	IR	Tot	Avg/G
Jhamon Ausbon	7	0	553	0	0	0	553	79.0	29	0	1499	0	0	0	1499	51.7
Isaiah Spiller	7	360	124	0	0	0	484	69.1	7	360	124	0	0	0	484	69.1
Quartney Davis	6	28	384	0	0	0	412	68.7	27	41	969	0	0	0	1010	37.4
Ainias Smith	6	0	182	84	107	0	373	62.2	6	0	182	84	107	0	373	62.2
Kellen Mond	7	276	0	0	0	0	276	39.4	31	1090	0	0	0	0	1090	35.2
Kendrick Rogers	7	0	228	0	0	0	228	32.6	32	0	663	0	0	0	663	20.7
Jashaun Corbin	2	137	16	0	19	0	172	86.0	14	483	101	0	441	0	1025	73.2
Jalen Wydermyer	7	0	172	0	0	0	172	24.6	7	0	172	0	0	0	172	24.6
Jacob Kibodi	6	112	37	0	0	0	149	24.8	13	259	37	0	0	0	296	22.8
Roshauud Paul	4	0	11	120	0	0	131	32.8	30	6	268	353	67	0	694	23.1
Camron Buckley	7	0	119	0	0	0	119	17.0	33	0	875	0	0	0	875	26.5
Jalen Preston	7	0	36	0	14	0	50	7.1	15	0	50	0	14	0	64	4.3
C Richardson	5	39	0	0	0	0	39	7.8	5	39	0	0	0	0	39	7.8
Myles Jones	7	0	0	0	0	33	33	4.7	32	0	0	0	0	33	33	1.0
Roney Elam	3	0	0	0	0	24	24	8.0	37	0	0	0	0	24	24	0.6
Glenn Beal	6	0	19	0	0	0	19	3.2	6	0	19	0	0	0	19	3.2
Ryan Renick	5	0	19	0	0	0	19	3.8	17	0	27	0	10	0	37	2.2
J. Madubuike	7	0	0	0	0	18	18	2.6	33	0	0	0	0	18	18	0.5
James Foster	1	17	0	0	0	0	17	17.0	1	17	0	0	0	0	17	17.0
Demani Richardson	7	0	0	0	0	16	16	2.3	7	0	0	0	0	16	16	2.3
Zach Calzada	2	-2	0	0	0	0	-2	-1.0	2	-2	0	0	0	0	-2	-1.0
Total.....	**7**	**957**	**1900**	**204**	**140**	**91**	**3292**	**470.3**								
Opponents.....	**7**	**947**	**1405**	**258**	**300**	**36**	**2946**	**420.9**								

DEFENSE

DEFENSIVE LEADERS	SEASON STATISTICS GP	Solo	Ast	Total	TFL	Sacks	Int	PBU	FR	FF	Blk	CAREER STATISTICS GP	Solo	Ast	Total	TFL	Sacks	Int	PBU	FR	FF	Blk
1 Buddy Johnson	7	22	26	48	7.5	1.0	.	1	1	.	.	31	41	54	95	14.0	2.5	.	1	2	.	.
26 Demani Richardson	7	21	19	40	0.0	.	1	1	.	.	.	7	21	19	40	0.0	.	1	1	.	.	.
19 Anthony Hines III	7	20	13	33	3.0	.	.	.	.	.	.	21	39	27	66	9.0	3.0	.	.	1	1	.
14 Keldrick Carper	6	15	12	27	1.5	.	.	.	.	.	.	29	34	32	66	2.5	.	.	3	.	.	.
52 J. Madubuike	7	9	17	26	7.5	2.5	1	2	.	1	1	33	34	52	86	20.5	8.0	1	4	.	5	2
3 Tyree Johnson	7	15	9	24	4.5	2.0	.	1	.	.	.	20	17	21	38	6.5	3.5	.	1	.	1	.
22 Clifford Chattman	7	11	10	21	0.0	.	1	.	.	.	.	19	16	12	28	0.0	.	1	1	1	.	.
9 Leon O'Neal Jr.	7	12	5	17	1.0	.	1	.	.	.	.	20	20	11	31	3.0	.	2	1	.	.	.
91 Micheal Clemons	6	7	9	16	0.5	.	.	.	.	.	.	19	17	18	35	3.5	1.0	.	.	.	.	.
10 Myles Jones	7	12	4	16	1.0	.	2	2	.	.	.	32	51	18	69	3.0	.	3	19	1	.	.
92 Jayden Peevy	6	5	10	15	2.5	1.0	.	1	.	.	1	31	12	29	41	5.5	3.0	.	3	.	.	4
29 Debione Renfro	5	12	3	15	2.0	.	.	2	.	.	.	31	85	21	106	5.0	1.0	.	12	1	4	.
2 Elijah Blades	5	11	3	14	2.5	1.5	.	2	.	.	.	5	11	3	14	2.5	1.5	.	2	.	.	.
21 Charles Oliver	6	10	4	14	1.0	.	.	4	1	.	.	39	60	17	77	7.0	1.0	1	23	2	2	.
11 Larry Pryor	6	7	5	12	1.0	.	.	1	.	1	.	43	79	45	124	4.5	1.0	2	3	2	2	.
5 Bobby Brown III	7	4	8	12	0.5	.	.	1	.	.	1	7	4	8	12	0.5	.	.	1	.	.	1
8 DeMarvin Leal	7	1	10	11	0.5	.	.	.	.	.	.	7	1	10	11	0.5	.	.	.	.	.	.
40 Tyree Wilson	6	7	3	10	2.5	1.0	.	.	.	.	.	6	7	3	10	2.5	1.0	.	.	.	.	.
27 Roney Elam	3	7	1	8	1.0	1.0	2	2	.	.	.	37	19	10	29	1.0	1.0	2	5	.	.	.
32 Andre White Jr.	5	3	4	7	1.0	1.0	.	.	.	.	.	5	3	4	7	1.0	1.0	.	.	.	.	.
28 Travon Fuller	7	4	2	6	1.0	.	.	1	.	.	.	33	12	5	17	1.0	.	.	1	.	.	.
33 Aaron Hansford	7	3	2	5	1.5	1.0	.	1	.	.	.	16	5	4	9	1.5	1.0	.	1	.	.	.
15 Jeremiah Martin	7	3	2	5	2.0	.	.	.	.	.	.	20	4	2	6	2.0	.	.	.	.	.	.
99 Josh Rogers	6	2	2	4	1.5	.	.	.	.	.	.	12	2	2	4	1.5	.	.	.	.	.	.
34 Braden Mann	7	4	.	4	0.0	.	.	.	.	.	.	46	10	.	10	0.0	.	.	.	.	1	.
12 Braden White	7	1	1	2	0.0	.	.	.	.	.	.	25	8	10	18	0.0	.	.	.	.	.	.
7 Devin Morris	5	2	.	2	1.0	.	.	.	.	.	.	5	2	.	2	1.0	.	.	.	.	.	.
56 Keeath Magee II	1	1	1	2	0.0	.	.	.	.	.	.	1	1	1	2	0.0	.	.	.	.	.	.
4 Derrick Tucker	4	1	1	2	0.0	.	.	.	.	.	.	25	55	29	84	1.0	.	1	5	.	1	.
13 Kendrick Rogers	7	1	.	1	0.0	.	.	.	.	.	.	32	1	.	1	0.0	.	.	.	.	.	.
84 Moses Reynolds	3	.	1	1	0.0	.	.	.	.	.	.	3	.	1	1	0.0	.	.	.	.	.	.
16 Brian Johnson	4	1	.	1	0.0	.	.	.	.	.	.	17	3	5	8	1.0	.	.	.	.	1	.
20 Ikenna Okeke	7	.	1	1	0.0	.	.	.	.	.	.	9	2	3	5	0.0	.	.	.	.	.	.
46 Ryan Renick	5	.	1	1	0.0	.	.	.	.	.	.	17	.	1	1	0.0	.	.	.	.	.	.
7 Jashaun Corbin	2	1	.	1	0.0	.	.	.	.	.	.	14	1	.	1	0.0	.	.	.	.	.	.
5 Jalen Preston	7	1	.	1	0.0	.	.	.	.	.	.	15	1	.	1	0.0	.	.	.	.	.	.
93 Max Wright	3	1	.	1	0.0	.	.	.	.	.	.	16	1	3	4	0.5	.	.	.	.	.	.
55 Adarious Jones	3	.	1	1	0.0	.	.	.	.	.	.	3	.	1	1	0.0	.	.	.	.	.	.
Total.....	**7**	**237**	**190**	**427**	**48**	**12**	**8**	**22**	**2**	**2**	**3**											
Opponents.....	**7**	**241**	**230**	**471**	**36**	**19**	**6**	**31**	**6**	**8**	**1**											

SEASON/CAREER STATISTICS

RETURNS / SPECIAL TEAMS

INTERCEPTIONS	SEASON STATISTICS No.	Yds	Avg	TD	Long	CAREER STATISTICS No.	Yds	Avg	TD	Long
Roney Elam	2	24	12.0	0	24	2	24	12.0	0	24
Myles Jones	2	33	16.5	0	19	3	33	11.0	0	19
J. Madubuike	1	18	18.0	0	18	1	18	18.0	0	18
Demani Richardson	1	16	16.0	0	16	1	16	16.0	0	16
Clifford Chattman	1	0	0.0	0	0	1	0	0.0	0	0
Leon O'Neal Jr.	1	0	0.0	0	0	2	25	12.5	0	25
Total.....	**8**	**91**	**11.4**	**0**	**24**					
Opponents.....	**6**	**36**	**6.0**	**0**	**13**					

FUMBLE RETURNS	SEASON STATISTICS No.	Yds	Avg	TD	Long	CAREER STATISTICS No.	Yds	Avg	TD	Long
Charles Oliver	1	8	8.0	0	8	1	8	8.0	0	8
Buddy Johnson	1	62	62.0	1	62	1	62	62.0	1	62
Total.....	**2**	**70**	**35.0**	**1**	**62**					
Opponents.....	**1**	**6**	**6.0**	**1**	**6**					

PUNT RETURNS	SEASON STATISTICS No.	Yds	Avg	TD	Long	CAREER STATISTICS No.	Yds	Avg	TD	Long
Roshauud Paul	9	120	13.3	0	41	34	353	10.4	0	43
Ainias Smith	6	84	14.0	0	34	6	84	14.0	0	34
Total.....	**15**	**204**	**13.6**	**0**	**41**					
Opponents.....	**13**	**258**	**19.8**	**1**	**43**					

KICK RETURNS	SEASON STATISTICS No.	Yds	Avg	TD	Long	CAREER STATISTICS No.	Yds	Avg	TD	Long
Ainias Smith	5	107	21.4	0	31	5	107	21.4	0	31
Jalen Preston	1	14	14.0	0	14	1	14	14.0	0	14
Jashaun Corbin	1	19	19.0	0	19	15	441	29.4	1	100
Total.....	**7**	**140**	**20.0**	**0**	**31**					
Opponents.....	**12**	**300**	**25.0**	**0**	**40**					

FIELD GOALS	SEASON STATISTICS Att	Good	Long	Blkd	CAREER STATISTICS Att	Good	Long	Blkd	Pct.
Seth Small	15	11	50	0	43	31	52	0	72.1
Total.....	**15**	**11**	**50**	**0**					
Opponents.....	**12**	**7**	**46**	**2**					

PUNTING	SEASON STATISTICS No.	Yds	Avg	Long	TB	FC	I20	Blkd	CAREER STATISTICS No.	Yds	Avg	Long	TB	FC	I20	Blkd
Braden Mann	29	1428	49.2	68	2	4	12	1	81	4071	50.3	82	11	16	32	1
Team	1	0	0.0	0	0	0	0	0								
Total.....	**30**	**1428**	**47.6**	**68**	**2**	**4**	**12**	**1**								
Opponents.....	**40**	**1614**	**40.3**	**65**	**1**	**14**	**7**	**0**								

KICKOFFS	SEASON STATISTICS No.	Yds	Avg	TB	OB	Retn	Net	YdLn	CAREER STATISTICS No.	Yds	Avg	TB	OB
Braden Mann	37	2359	63.8	25	1				266	16903	63.5	170	8
Drew Riethman	5	320	64.0	2	0				9	562	62.4	2	0
Total.....	**42**	**2679**	**63.8**	**27**	**1**	**300**	**40.6**	**24**					
Opponents.....	**32**	**2012**	**62.9**	**17**	**2**	**140**	**45.2**	**19**					

GAME SUMMARIES

–/–	TEXAS ST (0-1)	7
12/11	TEXAS A&M (1-0)	41

THURSDAY, AUG. 29 • KYLE FIELD • COLLEGE STATION, TEXAS
ATTENDANCE: 98,016 • TV: SEC NETWORK

COLLEGE STATION, Texas (AP) -- Kellen Mond threw three touchdown passes and ran for another score in just more than three quarters, and Texas A&M had four interceptions as the 12th-ranked Aggies routed Texas State 41-7 on Thursday night.

Mond, who threw for 194 yards, had touchdown passes of 21 and 3 yards and ran for another score in the first two quarters as Texas A&M raced to a 28-0 halftime lead.

Quartney Davis had 85 yards receiving and a touchdown and Jhamon Ausbon added a touchdown catch. First-year starter Jashaun Corbin had 103 yards rushing with a touchdown reception and a TD run.

Myles Jones had two of Texas A&M's four interceptions, and the Aggies had three sacks and nine tackles for losses.

Tyler Vitt threw two interceptions in the first half before first-year coach Jake Spavital, a former Texas A&M assistant, benched him for Gresch Jensen. But he didn't fare much better, throwing two interceptions, including one on his second pass. Vitt was 9 of 15 for 51 yards and Jensen had 160 yards passing and a fourth-quarter touchdown pass.

The Bobcats couldn't get anything going on the ground and were outgained 246 yards to 8.

The Aggies took a 7-0 lead when Mond connected with Quartney Davis on a 21-yard touchdown pass with about eight minutes left in the first quarter.

Leon O'Neal Jr. grabbed the ball just before it would have hit the ground for an interception on Texas State's next drive.

A 1-yard touchdown by Corbin pushed the lead to 14-0. That score was set up by a 40-yard reception by Ausbon three plays earlier.

Mond showed off his scrambling skills in the second quarter on a 5-yard touchdown run where he stiff-armed a defender.

Jones hopped in front of a receiver on Texas State's next drive to give the Aggies another interception with about five minutes left in the second quarter. Mond's TD throw to Corbin came after that to make it 28-0.

Spavital pulled Vitt for Jenson on Texas State's next drive, and he was quickly intercepted. Roney Elam jumped high in the air and snagged it with one hand before securing it with the other to give A&M the ball back.

Mond's only big mistake came when he was intercepted by Bryan London II in the third quarter. But it didn't matter much as Jones grabbed his second interception on the next play.

Freshman Isaiah Spiller had an 85-yard run late in the third quarter. The Aggies pushed the lead to 38-0 when Mond threw a 1-yard pass to Ausbon early in the fourth, and the QB headed to the bench soon after that.

	1	2	3	4	SCORE
TXST	0	0	0	7	**7**
TAMU	14	14	3	10	**41**

SCORING SUMMARY

1ST	07:44	TAMU	Davis 21 yd pass from Mond (Small kick)	9-72 4:11
	02:16	TAMU	Corbin 1 yd run (Small kick)	6-42 2:54
2ND	07:25	TAMU	Mond 5 yd run (Small kick)	5-40 2:41
	03:05	TAMU	Corbin 3 yd pass from Mond (Small kick)	5-42 2:12
3RD	03:37	TAMU	Small 22 yd field goal	9-25 4:21
4TH	14:55	TAMU	Ausbon 1 yd pass from Mond (Small kick)	4-94 1:23
	04:57	TAMU	Small 26 yd field goal	10-48 4:51
	00:36	TXST	Graham Jr 27 yd pass from Jensen (Rowland kick)	11-84 4:21

	TXST	TAMU
FIRST DOWNS	15	22
RUSHES-YARDS (NET)	15-8	36-246
PASSING YDS (NET)	211	232
Passes Att-Comp-Int	46-29-4	36-23-1
TOTAL OFFENSE PLAYS-YARDS	61-219	72-478
Fumble Returns-Yards	0-0	0-0
Punt Returns-Yards	1-5	2-13
Kickoff Returns-Yards	3-61	1-19
Interception Returns-Yards	1-13	4-57
Punts (Number-Avg)	7-35.6	3-43.3
Fumbles-Lost	0-0	1-1
Penalties-Yards	4-24	3-30
Possession Time	24:14	35:46
Third-Down Conversions	6 of 15	6 of 11
Fourth-Down Conversions	0 of 0	0 of 0
Red-Zone Scores-Chances	0-0	6-8
Sacks By: Number-Yards	0-0	3-22

RUSHING: TXST-AnthonyD Taylor 7-19; Gresch Jensen 2-2; Caleb Twyford 4-minus 1; Tyler Vitt 2-minus 12. **Texas A&M**-Isaiah Spiller 7-106; Jashaun Corbin 22-103; Kellen Mond 5-25; C Richardson 2-12.

PASSING: TXST-Gresch Jensen 20-31-2-160; Tyler Vitt 9-15-2-51. **Texas A&M**-Kellen Mond 19-27-1-194; Zach Calzada 4-9-0-38.

RECEIVING:TXST-Hutch White 7-60; Trevis Graham Jr 4-53; Seth Caillouet 4-37; Caleb Twyford 4-6; JahMarae Sheread 3-18; AnthonyD Taylor 3-8; Javen Banks 2-19; Mason Hays 2-10. **Texas A&M**-Quartney Davis 6-85; Jhamon Ausbon 6-75; Jashaun Corbin 4-12; Jalen Preston 2-18; Glenn Beal 2-10; Kendrick Rogers 1-12; Roshauud Paul 1-11; Jalen Wydermeyer 1-9.

INTERCEPTIONS: TXST-Bryan LondonII 1-13. **Texas A&M**-Myles Jones 2-33; Roney Elam 1-24; Leon O'Neal Jr. 1-0.

FUMBLES: TXST-None. **Texas A&M**-Kendrick Rogers 1-1.

12/11	TEXAS A&M (1-1)	10
1/1	CLEMSON (2-0)	24

SATURDAY, SEPT. 7 • MEMORIAL STADIUM • CLEMSON, S.C.
ATTENDANCE:81,500 • TV: ABC

CLEMSON, S.C. (AP) -- Trevor Lawrence threw for one touchdown and ran for another and No. 1 Clemson won its record-tying 17th straight game with a dominating 24-10 victory over No. 12 Texas A&M on Saturday.

The Aggies (1-1) talked of an upset all week and figured to be the sternest test left for the defending national champions. Instead, the Tigers (2-0) methodically made plays, stretched out drives and pressured A&M junior quarterback Kellen Mond into an awful showing.

The Tigers will be double-digit favorites the rest of the regular season in their try for a fifth straight Atlantic Coast Conference title and College Football Playoff berth.

Texas A&M came in filled with confidence. The Aggies vowed they wouldn't let their near-miss, 28-26 loss to Clemson happen this time. They shrugged off the Death Valley crowd with all their own experience in loud Southeastern Conference venues. Offensive lineman Jared Hocker even predicted the upset.

Instead, it was A&M shaking its head about what went wrong as Clemson relentlessly wore down the Aggies with its collection of fast, talented playmakers.

It began with Lawrence, who scrambled out of pressure as Justyn Ross broke behind defenders for a way-too-easy, 30-yard TD catch to put Clemson up for good.

Then safety Nolan Turner jarred Mond on what would have been a first-down run to cause a fumble that linebacker James Skalski pounced on to blunt an Aggies' drive.

With the half running out, Clemson receiver Tee Higgins reached behind him to snag Lawrence's throw at the A&M 2. Two plays later, Lawrence had a 1-yard scoring run to send Clemson up 17-3 at the break.

The Aggies could not respond.

Lawrence went 24 of 35 passing for 268 yards.

Texas A&M's offense and Mond struggled against the rebuilt Tiger D. Gone were the swarming front four led by All-Americans -- and first round NFL draft picks -- Clelin Ferrell and Christian Wilkins. But the new group, led by sophomore defensive end Xavier Thomas, was just as potent. Thomas had a sack and the Tigers held Texas A&M to 92 yards in the opening half.

Mond, who threw for 430 yards against Clemson a season ago, finished with 236 yards passing -- only 115 of those the first three quarters -- with an interception and a fumble. His lone TD pass came with 6 seconds remaining in the game, a 2-yard lob to Jalen Wydermeyer.

	1	2	3	4	SCORE
TAMU	0	3	0	7	**10**
CLEM	0	17	7	0	**24**

SCORING SUMMARY

2ND	14:18	TAMU	Small 32 yd field goal	16-48 7:33
	10:52	CU	Ross 30 yd pass from Lawrence (Potter kick)	9-82 3:21
	04:57	CU	Potter 29 yd field goal	10-34 3:57
	00:33	CU	Lawrence 1 yd run (Potter kick)	9-89 2:53
3RD	05:50	CU	Dixon 4 yd run (Potter kick)	7-83 2:32
4TH	00:06	TAMU	Wydermyer 2 yd pass from Mond (Small kick)	16-91 5:43

	TAMU	CLEM
FIRST DOWNS	18	26
RUSHES-YARDS (NET)	27-53	33-121
PASSING YDS (NET)	236	268
Passes Att-Comp-Int	42-24-1	35-24-1
TOTAL OFFENSE PLAYS-YARDS	69-289	68-389
Fumble Returns-Yards	0-0	0-0
Punt Returns-Yards	0-0	2-8
Kickoff Returns-Yards	0-0	1-18
Interception Returns-Yards	1-0	1-0
Punts (Number-Avg)	6-44.8	4-42.2
Fumbles-Lost	2-1	0-0
Penalties-Yards	9-85	4-30
Possession Time	32:36	27:24
Third-Down Conversions	6 of 16	3 of 9
Fourth-Down Conversions	2 of 2	0 of 0
Red-Zone Scores-Chances	2-3	3-3
Sacks By: Number-Yards	2-22	2-18

RUSHING: Texas A&M-Jashaun Corbin 13-34; Isaiah Spiller 7-24; Kellen Mond 5-1; Team 2-minus 6. **Clemson**-DIXON 11-79; ETIENNE 16-53; RENCHER 1-1; TEAM 1-minus 1; LAWRENCE 4-minus 11.

PASSING: Texas A&M-Kellen Mond 24-42-1-236. **Clemson**-LAWRENCE 24-35-1-268.

RECEIVING:Texas A&M-Jhamon Ausbon 7-69; Kendrick Rogers 6-60; Quartney Davis 5-59; Isaiah Spiller 2-22; Jashaun Corbin 2-4; Camron Buckley 1-20; Jalen Wydermyer 1-2. **Clemson**-ROSS 7-94; HIGGINS 4-70; ETIENNE 4-52; CHALK 2-11; DIXON 2-8; RODGERS 2-6; NGATA 1-25; POWELL 1-2; LADSON 1-0.

INTERCEPTIONS: Texas A&M-Roney Elam 1-0. **Clemson**-MUSE 1-0.

FUMBLES: Texas A&M-Team 1-0; Kellen Mond 1-1. **Clemson**-None.

GAME SUMMARIES

–/–	LAMAR (2-1)	3
16/15	TEXAS A&M (2-1)	62

SATURDAY, SEPT. 14 • KYLE FIELD • COLLEGE STATION, TEXAS
ATTENDANCE: 97,195 • TV: SEC NETWORK

COLLEGE STATION, Texas (AP) -- Freshman Isaiah Spiller ran for 116 yards and two touchdowns and Kellen Mond threw for 317 yards with a touchdown pass and a run in three quarters to lead No. 16 Texas A&M to a 62-3 rout of Lamar on Saturday night.

Spiller shined in the first game since Jashaun Corbin sustained a season-ending hamstring injury last week at Clemson, running for touchdowns of 1 and 34 yards. Mond was 20 of 28 with an interception.

The Aggies (2-1) led 27-0 at halftime but Mond tried to throw in between two defenders on his first drive of the third quarter and was intercepted by Cameron Hayes. But the Cardinals couldn't get anything going on offense and had to punt.

Mond found Jhamon Ausbon, who had 109 yards receiving, for a 26-yard catch to get the next drive going and Spiller capped it with a 34-yard run to make it 34-0 midway through the third.

Lamar got on the board with a 32-yard field goal soon after that, but Mond orchestrated a 92-yard drive capped by a 10-yard TD pass to Ausbon on A&M's next drive to make it 41-3 and wrap up his night.

The Cardinals (2-1), an FCS team in the Southland Conference, were thoroughly overmatched in this one and were outgained 633 to 197 despite most of A&M's starters sitting down after three quarters. Dual-threat quarterback Jordan Hoy managed just 75 yards passing and six yards rushing.

The Aggies started a bit slow in this one and had to settle for a 21-yard field goal on their first drive after they had a first down at the 3 and couldn't punch it in.

Things didn't start out great on defense either as Clifford Chattman got a penalty for roughing the punter to give the Cardinals a new set of downs. They weren't able to move the ball after that and had to punt again four plays later.

Texas A&M marched down the field on the ensuing drive and capped it with a 2-yard touchdown run by Jacob Kibodi to make it 10-0 with about 3 1/2 minutes left in the first.

Ausbon dropped a would-be touchdown on third-and-5 on the next drive and the Aggies added a 31-yard field goal to lead 13-0 entering the second quarter.

Lamar put together a nice drive after that but came away empty when Bobby Brown blocked a 22-yard field goal attempt early in the second quarter.

Spiller had a 1-yard touchdown run in the second quarter and Mond added a score on a 12-yard run later in the period to leave A&M up 27-0 at halftime.

Freshman Zach Calzada took over for Mond on the last play of the third quarter and threw for 68 yards and two touchdowns.

	1	2	3	4	SCORE
LAMAR	0	0	3	0	3
TAMU	13	14	21	14	62

SCORING SUMMARY

1ST	10:26	TAMU	Small 21 yd field goal	9-71 4:34
	03:33	TAMU	Kibodi 2 yd run (Small kick)	7-68 3:43
	00:00	TAMU	Small 31 yd field goal	5-41 1:38
2ND	05:02	TAMU	Spiller 1 yd run (Small kick)	9-75 5:36
	01:45	TAMU	Mond 12 yd run (Small kick)	5-60 2:02
3RD	07:39	TAMU	Spiller 34 yd run (Small kick)	3-72 1:18
	05:46	LU	Giffen 32 yd field goal	6-73 1:53
	01:09	TAMU	Ausbon 10 yd pass from Mond (Small kick)	9-92 4:37
	00:02	TAMU	Wydermyer 25 yd pass from Calzada (Small kick)	1-25 0:06
4TH	07:19	TAMU	Smith 13 yd pass from Calzada (Small kick)	1-13 0:09
	01:51	TAMU	Richardson 13 yd run (Small kick)	9-59 3:23

	LAMAR	TAMU
FIRST DOWNS	9	35
RUSHES-YARDS (NET)	29-134	34-223
PASSING YDS (NET)	75	410
Passes Att-Comp-Int	26-10-0	41-26-1
TOTAL OFFENSE PLAYS-YARDS	55-209	75-633
Fumble Returns-Yards	0-0	1-8
Punt Returns-Yards	0-0	4-107
Kickoff Returns-Yards	1-15	1-16
Interception Returns-Yards	1-11	0-0
Punts (Number-Avg)	10-40.2	1-35.0
Fumbles-Lost	1-1	1-1
Penalties-Yards	4-42	7-53
Possession Time	25:41	34:19
Third-Down Conversions	1 of 16	4 of 9
Fourth-Down Conversions	0 of 0	2 of 2
Red-Zone Scores-Chances	1-2	8-8
Sacks By: Number-Yards	1-2	0-0

RUSHING: Lamar-Myles Wanza 8-65; A.J. Walker 7-38; Jermain Givens 8-27; Jordan Hoy 2-6; Kirkland Banks 1-1; Cole Starnes 3-minus 3. **Texas A&M**-Isaiah Spiller 14-116; Jacob Kibodi 11-45; Kellen Mond 4-25; C Richardson 2-22; James Foster 2-17; Zach Calzada 1-minus 2.

PASSING: Lamar-Jordan Hoy 10-24-0-75; Jermain Givens 0-2-0-0. **Texas A&M**-Kellen Mond 20-28-1-317; Zach Calzada 4-8-0-68; James Foster 2-5-0-25.

RECEIVING:Lamar-Myles Wanza 3-11; Kenny Allen 2-14; Kirkland Banks 2-11; Mason Sikes 1-16; Carmoni Green 1-12; Case Robinson 1-11. **Texas A&M**-Kendrick Rogers 6-83; Ainias Smith 6-66; Jhamon Ausbon 4-109; Camron Buckley 4-60; Isaiah Spiller 2-21; Jalen Wydermyer 1-25; Ryan Renick 1-19; Jalen Preston 1-18; Glenn Beal 1-9.

INTERCEPTIONS: Lamar-Cameron Hayes 1-11. **Texas A&M**-None.

FUMBLES: Lamar-Myles Wanza 1-1. **Texas A&M**-Zach Calzada 1-1.

8/9	AUBURN (4-0, 1-0)	28
17/15	TEXAS A&M (2-2, 0-1)	20

SATURDAY, SEPT. 21 • KYLE FIELD • COLLEGE STATION, TEXAS
ATTENDANCE: 101,681 • TV: CBS

COLLEGE STATION, Texas (AP) -- Bo Nix threw a touchdown pass and JaTarvious Whitlow ran for a score as No. 8 Auburn built a big lead and withstood a late charge from Texas A&M to get a 28-20 win over the 17th-ranked Aggies on Saturday.

Nix didn't put up flashy numbers against the Aggies, but he looked poised and didn't make any big mistakes in his first true road game in front of a rowdy crowd of 101,681. Fellow freshman Joey Gatewood replaced Nix for a few snaps throughout the game and he threw his first career touchdown pass in the first quarter.

The Tigers (4-0, 1-0 SEC) were up 21-3 before A&M (2-2, 0-1) finally got going offensively in the fourth quarter. Mond cut the lead to 21-10 with his first touchdown pass early in the fourth before Auburn added a touchdown rushing. But the Aggies made a field goal before Mond connected with Ainias Smith on a 15-yard TD pass with just over two minutes left to get them to 28-20.

But Auburn recovered the on-side kick and ran out the clock.

Mond had 335 yards passing but Texas A&M previously solid running game was held to just 56 yards.

Auburn took an early lead when Nix handed the ball off to Whitlow who got it to Anthony Schwartz on a reverse the he took 57 yards for a touchdown to make it 7-0.

Seth Small missed a 47-yard field goal on Texas A&M's first possession and one from 52 to end the second quarter.

Gatewood's TD pass came late in the first quarter when he found John Samuel Shenker wide open in the end zone for the 6-yard catch that made it 14-0.

Mond connected with Jhamon Ausbon on a 41-yard pass on the last play of the first quarter. But A&M's offense stalled after that and the Aggies settled for a 33-yard field goal that cut the lead to 14-3.

Freshman Isaiah Spiller had a 13-yard run to start the third quarter, but Daniel Thomas knocked the ball out of his hands at the end of the run and pounced on it to give Auburn the ball.

The Tigers took advantage of the turnover when Nix found Seth Williams on a 9-yard touchdown pass that pushed the lead to 21-3.

Texas A&M's next drive was a mess with Mond being sacked and fumbling on first down. The Aggies recovered it, but Mond was sacked again on the next play. The Aggies were then penalized for delay of game and then for a false start to bring up third-and-30. Jacob Kibodi ran for 22 yards after that before Texas A&M had to punt it away.

Texas A&M's defense forced a punt on Auburn's next drive, but the Aggies managed just one yard on their ensuing possession and had to punt it right back.

The Aggies finally put together a nice drive early in the fourth quarter capped by a 27-yard touchdown reception by Quartney Davis that cut the lead to 21-10.

But Auburn ate up six minutes off the clock with a 12-play drive after that and added a touchdown on an 8-yard run by Whitlow that made it 28-10.

	1	2	3	4	SCORE
AUB	14	0	7	7	28
TAMU	0	3	0	17	20

SCORING SUMMARY

1ST	13:19	AU	Schwartz 57 yd run (Carlson kick)	4-75 1:41
	00:39	AU	Shenker 6 yd pass from Gatewood (Carlson kick)	6-46 2:36
2ND	12:59	TAMU	Small 33 yd field goal	6-64 2:40
3RD	12:05	AU	Williams 9 yd pass from Nix (Carlson kick)	6-38 2:47
4TH	14:28	TAMU	Davis 27 yd pass from Mond (Small kick)	8-85 3:38
	08:27	AU	Whitlow 8 yd run (Carlson kick)	12-69 6:01
	05:36	TAMU	Small 23 yd field goal	12-69 2:51
	02:12	TAMU	Smith 15 yd pass from Mond (Small kick)	8-81 2:18

	AUB	TAMU
FIRST DOWNS	16	23
RUSHES-YARDS (NET)	42-193	21-56
PASSING YDS (NET)	106	335
Passes Att-Comp-Int	21-13-0	49-31-0
TOTAL OFFENSE PLAYS-YARDS	63-299	70-391
Fumble Returns-Yards	0-0	0-0
Punt Returns-Yards	2-52	3-0
Kickoff Returns-Yards	1-31	1-20
Interception Returns-Yards	0-0	0-0
Punts (Number-Avg)	8-43.8	6-56.0
Fumbles-Lost	1-0	3-1
Penalties-Yards	12-74	8-50
Possession Time	28:22	31:38
Third-Down Conversions	4 of 12	5 of 14
Fourth-Down Conversions	0 of 0	0 of 0
Red-Zone Scores-Chances	3-3	3-3
Sacks By: Number-Yards	3-16	1-5

RUSHING: Auburn-JaTarvious Whitlow 18-67; Anthony Schwartz 1-57; Bo Nix 12-38; Shaun Shivers 6-14; Eli Stove 2-13; Joey Gatewood 1-4; Malik Miller 1-2; TEAM 1-minus 2. **Texas A&M**-Kellen Mond 9-26; Jacob Kibodi 6-21; Isaiah Spiller 6-9.

PASSING: Auburn-JBo Nix 12-20-0-100; Joey Gatewood 1-1-0-6. **Texas A&M**-Kellen Mond 31-49-0-335.

RECEIVING:Auburn-Seth Williams 4-47; Anthony Schwartz 2-30; Harold Joiner 2-6; Jay Jay Wilson 2-6; Eli Stove 1-17; John Samuel Shenker 1-6; Shaun Shivers 1-minus 6. **Texas A&M**-Jhamon Ausbon 8-111; Quartney Davis 5-82; Kendrick Rogers 4-45; Jacob Kibodi 4-21; Jalen Wydermyer 3-20; Isaiah Spiller 3-19; Camron Buckley 2-22; Ainias Smith 1-15; Glenn Beal 1-0.

INTERCEPTIONS: Auburn-None. **Texas A&M**-None.

FUMBLES: Auburn-Kaleb Kim 1-0. **Texas A&M**-Kellen Mond 1-0; Roshauud Paul 1-0; Isaiah Spiller 1-1.

GAME SUMMARIES

23/21	**TEXAS A&M** (3-2, 1-1)	**31**
–/–	**ARKANSAS** (2-3, 0-2)	**27**

SATURDAY, SEPT. 28 • AT&T STADIUM • ARLINGTON, TEXAS
ATTENDANCE: 51,441 • TV: ESPN

ARLINGTON, Texas (AP) -- Quartney Davis caught two of the three touchdowns thrown by Kellen Mond, including the go-ahead score for No. 23 Texas A&M, and the Aggies held on to beat Arkansas 31-27 on Saturday.

After Mond was picked off in the end zone, the Razorbacks failed to get a first down and punted after Ben Hicks was sacked at the 2. That set up the short drive for Mond's 3-yard TD to Davis with 12:21 left to put Texas A&M (3-2, 1-1 SEC) ahead 28-24.

The Razorbacks (2-3, 0-2) lost their 13th consecutive SEC game, including all 10 under second-year coach Chad Morris. They have lost eight in a row against Texas A&M since the Aggies left the Big 12.

Davis' 22-yard catch-and-run with 8 seconds before halftime put A&M up 21-17. He spun away from a linebacker after making a short catch, then swept across to the other side of the field to score.

Mond finished 23-of-35 passing for 251 yards. Hicks was 15 of 27 for 188 yards and a score after taking over in the second quarter for injured starter Nick Starkel, the grad transfer who played for Texas A&M the past two seasons.

Starkel hurt his left (non-throwing) arm after throwing an interception at the goal line, and then tackling 304-pound defensive tackle Justin Madubuike.

De'Jon Harris scooped up a fumble and returned it 6 yards for a touchdown on the next play to get the Razorbacks within 14-10. They went ahead when Hicks made a nice back-shoulder throw to Mike Woods in the front corner of the end zone for a 13-yard TD.

	1	2	3	4	SCORE
TAMU	7	14	0	10	**31**
ARK	0	17	7	3	**27**

SCORING SUMMARY

1ST	02:56	TAMU	Smith 9 yd pass from Mond (Small kick)	7-63 3:51
2ND	14:15	AR	Limpert 46 yd field goal	10-47 3:41
	09:48	TAMU	Spiller 4 yd run (Small kick)	11-75 4:27
	05:30	AR	Harris 6 yd fumble recovery (Limpert kick)	-
	01:55	AR	Woods 13 yd pass from Hicks (Limpert kick)	4-41 1:21
	00:08	TAMU	Davis 22 yd pass from Mond (Small kick)	11-75 1:47
3RD	10:34	AR	Whaley 11 yd run (Limpert kick)	8-84 2:37
4TH	12:21	TAMU	Davis 3 yd pass from Mond (Small kick)	7-34 4:30
	08:46	AR	Limpert 40 yd field goal	11-53 3:35
	03:52	TAMU	Small 50 yd field goal	11-43 4:54

	TAMU	ARK
FIRST DOWNS	24	26
RUSHES-YARDS (NET)	33-89	26-98
PASSING YDS (NET)	251	297
Passes Att-Comp-Int	35-23-1	44-27-1
TOTAL OFFENSE PLAYS-YARDS	68-340	70-395
Fumble Returns-Yards	0-0	1-6
Punt Returns-Yards	1-9	2-35
Kickoff Returns-Yards	1-31	0-0
Interception Returns-Yards	1-18	1-12
Punts (Number-Avg)	4-49.5	3-38.7
Fumbles-Lost	3-1	0-0
Penalties-Yards	6-55	8-48
Possession Time	32:37	27:23
Third-Down Conversions	5 of 10	5 of 13
Fourth-Down Conversions	0 of 0	1 of 2
Red-Zone Scores-Chances	3-4	2-4
Sacks By: Number-Yards	2-17	4-26

RUSHING: Texas A&M-Jacob Kibodi 9-38; Kellen Mond 14-33; Quartney Davis 2-19; Isaiah Spiller 7-0; Team 1-minus 1. Arkansas-Rakeem Boyd 18-89; Devwah Whaley 3-12; Ben Hicks 3-0; Team 1-minus 1; Nick Starkel 1-minus 2.

PASSING: Texas A&M-Kellen Mond 23-35-1-251. Arkansas-Ben Hicks 15-27-0-188; Nick Starkel 12-17-1-109.

RECEIVING: Texas A&M-Jhamon Ausbon 7-82; Quartney Davis 7-62; Ainias Smith 5-80; Isaiah Spiller 2-17; Jacob Kibodi 1-9; Camron Buckley 1-1. Arkansas-C. OGrady 8-91; Mike Woods 4-62; Treylon Burks 4-58; Devwah Whaley 3-21; Tyson Morris 2-26; Rakeem Boyd 2-10; TJ Hammonds 2-8; Koilan Jackson 1-19; TQ Jackson 1-2.

INTERCEPTIONS: Texas A&M-J. Madubuike 1-18. Arkansas-Montaric Brown 1-12.

FUMBLES: Texas A&M-Kellen Mond 1-0; Isaiah Spiller 1-1; Ainias Smith 1-0. Arkansas-None.

1/1	**ALABAMA** (6-0. 3-0)	**47**
24/21	**TEXAS A&M** (3-3, 1-2)	**28**

SATURDAY, OCT. 12 • KYLE FIELD • COLLEGE STATION, TEXAS
ATTENDANCE: 106,749 • TV: CBS

COLLEGE STATION, Texas (AP) -- Tua Tagovailoa threw four touchdowns and Alabama's offense kept rolling in the Tide's first game at No. 1 this season with a 47-28 victory over No. 24 Texas A&M on Saturday.

Tagovailoa threw his first interception of the season but became Alabama's career passing touchdowns leader with his first one of the game, breaking his tie with A.J. McCarron. The junior now has 81 for his career and leads the nation with 27 on the season.

Alabama (6-0, 3-0 Southeastern Conference) trailed briefly in its first game this season against a ranked opponent when Texas A&M scored a touchdown on its first possession.

Tagovailoa then engineered four consecutive scoring drives, which included three touchdown passes that all came on third down, and the Tide were on cruise control against the best pass defense they had faced so far this season. The only blemish was the interception thrown in the Texas A&M end zone late in the second quarter.

Tagovailoa spread the scoring around, with all of his TD strikes going to different receivers. His two longest of the day were a 47-yarder to DeVonta Smith in the first quarter and a pinpoint 33-yarder to Henry Ruggs III in the third.

Alabama didn't have to punt until there was less than 2 minutes left in the third quarter. Najee Harris rushed for 114 yards.

Jaylen Waddle scored Alabama's first touchdown on a 31-yard catch-and-run when he shook four defenders, and he also had a big day on punt returns with four for 128 yards.

Kellen Mond passed for 264 yards and two touchdowns and ran for a score for the Aggies (3-3, 1-2).

	1	2	3	4	SCORE
BAMA	14	10	10	13	**47**
TAMU	7	6	7	8	**28**

SCORING SUMMARY

1ST	06:57	TAMU	Mond 1 yd run (Small kick)	15-75 8:03
	02:41	UA	Waddle 31 yd pass from Tagovailoa (Bulovas kick)	10-73 4:16
	00:24	UA	Smith 47 yd pass from Tagovailoa (Bulovas kick)	4-57 0:45
2ND	12:12	TAMU	Small 31 yd field goal	10-61 3:12
	08:49	UA	Bulovas 35 yd field goal	8-46 3:23
	05:28	UA	Harris 16 yd pass from Tagovailoa (Bulovas kick)	3-19 0:49
	00:00	TAMU	Small 32 yd field goal	10-69 2:00
3RD	10:53	UA	Bulovas 27 yd field goal	9-51 4:07
	07:35	UA	Ruggs III 33 yd pass from Tagovailoa (Bulovas kick)	5-55 1:44
	05:06	TAMU	Wydermyer 25 yd pass from Mond (Small kick)	7-82 2:29
4TH	13:02	UA	Robinson Jr. 2 yd run (Bulovas kick blocked)	5-33 2:03
	11:30	UA	Shavers 2 yd blocked punt return (Bulovas kick)	-
	08:48	TAMU	Wydermyer 18 yd pass from Mond (Mond rush)	7-75 2:42

	BAMA	TAMU
FIRST DOWNS	25	24
RUSHES-YARDS (NET)	31-155	28-125
PASSING YDS (NET)	293	264
Passes Att-Comp-Int	34-21-1	42-24-0
TOTAL OFFENSE PLAYS-YARDS	65-448	70-389
Fumble Returns-Yards	0-0	0-0
Punt Returns-Yards	5-152	1-10
Kickoff Returns-Yards	5-159	1-14
Interception Returns-Yards	0-0	1-16
Punts (Number-Avg)	2-29.5	5-39.8
Fumbles-Lost	0-0	2-1
Penalties-Yards	11-91	5-55
Possession Time	30:56	29:04
Third-Down Conversions	8 of 13	5 of 12
Fourth-Down Conversions	0 of 0	0 of 1
Red-Zone Scores-Chances	4-5	4-4
Sacks By: Number-Yards	5-16	1-10

RUSHING: BAMA-Najee Harris 20-114; Brian Robinson Jr. 10-51; Tua Tagovailoa 1-minus 10. Texas A&M-Kellen Mond 16-90; Isaiah Spiller 10-27; Jacob Kibodi 2-8.

PASSING: BAMA-Tua Tagovailoa 21-34-1-293. Texas A&M-Kellen Mond 24-42-0-264.

RECEIVING:BAMA-DeVonta Smith 7-99; Jerry Jeudy 4-50; Jaylen Waddle 3-48; Najee Harris 3-19; Brian Robinson Jr. 2-33; Henry Ruggs III 1-33; Miller Forristall 1-11. Texas A&M-Quartney Davis 7-81; Jhamon Ausbon 5-60; Isaiah Spiller 5-41; Jalen Wydermyer 3-49; Ainias Smith 2-21; Jacob Kibodi 1-7; Kendrick Rogers 1-5.

INTERCEPTIONS: BAMA-None. Texas A&M-Demani Richardson 1-16.

FUMBLES: BAMA-None. Texas A&M-Colton Prater 1-0; Isaiah Spiller 1-1.

GAME SUMMARIES

RV/RV	**TEXAS A&M** (4-3, 2-2)	**24**
–/–	**OLE MISS** (3-5, 2-3)	**17**

SATURDAY, OCT. 19 • VAUGHT-HEMINGWAY STADIUM • OXFORD, MISS.
ATTENDANCE: 50,257 • TV: SEC NETWORK

OXFORD, Miss. (AP) -- Buddy Johnson returned a fumble for a 62-yard go-ahead touchdown, and Isaiah Spiller added a clinching 22-yard touchdown run late as Texas A&M rallied to defeat Ole Miss 24-17 on Saturday night.

Trailing 14-10 midway in the third quarter, Elijah Blades and Justin Madubuike sacked Ole Miss quarterback John Rhys Plumlee, jarring the ball free. Johnson scooped up the loose ball and raced untouched past the Ole Miss sideline to build a 17-14 lead.

Texas A&M (4-3, 2-2 SEC) followed with a blocked field goal by Madubuike and the clinching 55-yard drive, capped by Spiller's scoring run with 2:34 remaining. The second-half surge settled a game that featured five lead changes, three missed field goals and four turnovers.

Kellen Mond was 16 of 28 for 172 yards passing and added 76 yards rushing on 15 attempts for the Aggies. Braden Mann kept Ole Miss in poor field position with five punts for a 52.2 yard average, with a final fourth quarter kick of 55 yards that rolled out at the Ole Miss 1-yard line.

The Rebels (3-5, 2-3) scored on touchdown runs of 69 and 2 yards from freshmen Jerrion Ealy and Snoop Conner, respectively, to build the third quarter lead. The Rebels got a 35-yard field goal from Luke Logan with 1:59 left but failed to recover the ensuing onside kick.

	1	2	3	4	SCORE
TAMU	3	7	7	7	**24**
OLE MISS	7	0	7	3	**17**

SCORING SUMMARY

1ST	06:04	TAMU	Small 24 yd field goal	10-73 5:45
	05:22	OM	Ealy 69 yd run (Logan kick)	2-75 0:42
2ND	00:38	TAMU	Rogers 18 yd pass from Mond (Small kick)	6-67 1:17
3RD	13:30	OM	Conner 2 yd run (Logan kick)	5-65 1:30
	07:37	TAMU	Johnson 62 yd fumble recovery (Small kick)	-
4TH	02:34	TAMU	Spiller 22 yd run (Small kick)	7-55 3:57
	00:26	OM	Logan 35 yd field goal	14-66 2:03

	LAMAR	TAMU
FIRST DOWNS	20	22
RUSHES-YARDS (NET)	38-165	44-250
PASSING YDS (NET)	172	155
Passes Att-Comp-Int	28-16-2	31-14-1
TOTAL OFFENSE PLAYS-YARDS	66-337	75-405
Fumble Returns-Yards	1-62	0-0
Punt Returns-Yards	4-65	1-6
Kickoff Returns-Yards	2-40	1-16
Interception Returns-Yards	1-0	2-0
Punts (Number-Avg)	5-52.2	6-44.8
Fumbles-Lost	0-0	1-1
Penalties-Yards	7-68	7-65
Possession Time	34:07	25:53
Third-Down Conversions	3 of 13	4 of 16
Fourth-Down Conversions	0 of 0	3 of 3
Red-Zone Scores-Chances	2-3	2-3
Sacks By: Number-Yards	3-29	4-24

RUSHING: **Texas A&M**-Isaiah Spiller 16-78; Kellen Mond 15-76; Quartney Davis 2-9; C Richardson 2-5; Team 3-minus 3. **Ole Miss**-Jerrion Ealy 6-80; S. Phillips 14-67; Snoop Conner 5-52; J.R. Plumlee 13-38; Matt Corral 4-5; Tylan Knight 1-5; Dannis Jackson 1-3.

PASSING: **Texas A&M**-Kellen Mond 16-28-2-172. **Ole Miss**-Matt Corral 10-17-1-124; J.R. Plumlee 4-12-0-31; TEAM 0-2-0-0.

RECEIVING: **Texas A&M**-Jhamon Ausbon 5-47; Jalen Wydermyer 4-67; Isaiah Spiller 3-4; Kendrick Rogers 2-23; Camron Buckley 1-16; Quartney Davis 1-15. **Ole Miss**-Elijah Moore 5-59; Snoop Conner 3-22; D. Drummond 2-27; S. Phillips 1-22; O. Cooley 1-16; Braylon Sanders 1-6; Jason Pellerin 1-3.

INTERCEPTIONS: **Texas A&M**-Clifford Chattman 1-0. **Ole Miss**-Donta Evans 1-0; A. Robinson 1-0.

FUMBLES: **Texas A&M**-None. **Ole Miss**-J.R. Plumlee 1-1.

–/–	**MISSISSIPPI STATE** (3-4, 1-3)	-
RV/RV	**TEXAS A&M** (4-3, 2-2)	-

SATURDAY, OCT. 26 • KYLE FIELD • COLLEGE STATION, TEXAS
ATTENDANCE: - • TV: SEC NETWORK