2026-27 TEXAS A&M MEN'S BASKETBALL

GAME 07: vs. Xavier | Wednesday, November 25, 2026

1:30 p.m. | ESPN2 | Imperial Arena | Paradise Island, Bahamas

BATTLE 4 ATLANTIS PRESENTED BY Scotiabank

X/TWITTER: @AGGIEMBK /// INSTAGRAM: @AGGIEMBK /// FACEBOOK: /AGGIEMBK /// #GIGEM

2026-27 SCHEDULE

Overall: 6-0 • SEC: 0-0 • Home: 5-0 • Away: 1-0 • Neutral: 0-0

11/3	Alabama State	SECN+	W, 97-66
11/6	Northern Kentucky	SECN+	W, 104-67
11/9	ULM	SECN+	W, 108-67
11/12	Oklahoma State	SECN+	W, 88-69
11/16	Southeastern Louisiana	SECN+	W, 101-69
11/19	at TCU	Peacock	W, 97-92(OT).
11/25	vs. Xavier+	ESPN2	1:30 p.m.
11/27	vs. Marquette+	SECN	4 p.m.
12/2	Stanford$	ESPNU	8:15 p.m.
12/6	Arkansas-Pine Bluff	SECN	3 p.m.
12/12	vs. Florida State!	ESPNU	2 p.m.
12/17	Holy Cross	SECN	6 p.m.
12/21	North Florida	SECN+	1 p.m.
12/29	Prairie View	SECN+	7 p.m.
1/2	Auburn*	SECN	7:30 p.m.
1/5	at Missouri*	SECN	8 p.m.
1/9	at South Carolina*	SECN	2:30 p.m.
1/12	Arkansas*	ESPN2/U	6 p.m.
1/16	LSU*	SECN	5 p.m.
1/20	at Florida*	SECN	6 p.m.
1/23	at Ole Miss*	SECN	5 p.m.
1/26	Tennessee*	ESPN/2	6 p.m.
1/30	at Vanderbilt*	ESPN/2	1 p.m.
2/2	Oklahoma*	SECN	8 p.m.
2/6	at Mississippi State*	SECN	5 p.m.
2/13	Georgia*	SECN	2:30 p.m.
2/17	at Texas*	ESPN2/U	8 p.m.
2/20	Vanderbilt*	ESPN	3/3:30 p.m.
2/23	Alabama*	SECN	8 p.m.
2/27	at LSU*	SECN	7:30 p.m.
3/3	at Kentucky*	ESPN2/U	6 p.m.
3/6	Texas*	SECN	7 p.m.
3/10-14	SEC Tournament		

* SEC Game; ^ Exhibition Game; + Battle 4 Atlantis - Paradise Island, Bahamas
$ ACC/SEC Challenge; ! Houston HoopsFest - Houston, Texas
All times Central

GAME COVERAGE

TELEVISION ESPN2
Play-by-Play Doug Sherman
Analyst Jon Crispin

RADIO Texas A&M Sports Network - 1620 AM/94.5 FM
The Texas A&M Sports Network provides coverage across the state of Texas. For a complete list of affiliates, go to 12thMan.com.
Play-by-Play Giovanni Heater
SiriusXM: 273; SiriusXM app: 983

LIVE STATS tamu.statbroadcast.com

TEXAS A&M ATHLETICS COMMUNICATIONS

RACHEL PERREAULT
Assistant AD, Athletics Communications
E-MAIL: rperreault@athletics.tamu.edu
CELL: (603) 767-6492

SAM THORNTON (secondary)
Assistant Director, Athletics Communications
E-MAIL: sthornton@athletics.tamu.edu
CELL: (979) 422-0087

XAVIER MUSKETEERS

2026-27 RECORD: 5-1
RANKING: NR (AP)/ NR (Coaches)
LAST TIME OUT:
Iowa 83, Xavier 65
KP: 56 **BPI:** 52 **NET:** --
HEAD COACH:
Richard Pitino (Providence '05)
Career: 267-205 (15th Season) | *at Xavier:* 20-19 (2nd Season)

TEXAS A&M AGGIES

2026-27 RECORD: 6-0
RANKING: RV (AP)/ RV (Coaches)
LAST TIME OUT:
Texas A&M 97, TCU 92 (OT)
KP: 14 **BPI:** 26 **NET:** --
HEAD COACH:
Bucky McMillan (Birmingham-Southern '07)
Career: 127-64 (7th Season) | *at Texas A&M:* 28-12 (2nd Season)

WHAT TO WATCH FOR

- Texas A&M makes its second appearance at the Battle 4 Atlantis, returning to the field for the first time since the 2015-16 season when they went 2-1 on the week, including a win over then-No. 10 Gonzaga.
- Wednesday marks the third all-time meeting between Texas A&M and Xavier as the Musketeers have taken each of the previous meetings ... Most recently, Xavier eked out a 73-72 win over the Aggies in the 2022 NIT final at Madison Square Garden.
- The Maroon & White are out to their best start since the 2017-18 season when they won their first seven games of the year, including a 75-59 win at then-No. 10 USC.
- The Aggies rank sixth nationally and second in the SEC averaging 99.2 points per game, while their 27.5-point scoring margin is good for 13th among Power 4 teams.
- Texas A&M has been efficient on offense, shooting over 50-percent from the field in five straight games, including a 61.0 clip against Southeastern Louisiana ... The Aggies rank ninth in the country shooting 53.3-percent on the season, while sitting in third in the SEC and top-25 nationally shooting 41.1-percent from 3.
- Graduate transfer PJ Haggerty was named SEC Player of the Week Monday after scoring 15 of his team-best 19 to help knock off Southeastern Louisiana before leading the team and registering season-highs in points (29), rebounds (7), assists (7) and steals (3) as Texas A&M took down TCU in overtime in their first road test of the year ... Haggerty leads the SEC averaging 20.4 points per game while his 60.5 shooting percentage is good for top-five in the league.
- Junior transfer Jalen Shelley shined in overtime at TCU, scoring eight of his season-high 19 points, including back-to-back 3-pointers, early on ... He is third on the team in scoring while leading the way and ranking seventh in the SEC with 7.7 rebounds per game.
- Senior Mackenzie Mgbako posted a season-high 17-point, seven-rebound performance in the win over Southeastern Louisiana ... He has scored 15-plus points in back-to-back games and has led the Aggies in rebounding three times this year.
- The Aggies have registered three 100-point games this season after topping Southeastern Louisiana 101-69 ... Last season the Maroon & White tallied six 100-point performances, the most in a season all-time and the most since the Aggies eclipsed the century mark five times during the 1975-76 season.

PREVIOUS GAME STARTERS

0 JORDAN POPE

G | 6-1 | 180 | GR | Oakley, Calif.

PPG	APG	A/TO	ST/G	MPG
15.4	3.0	4.5	1.3	24.9

>> Added 12 points and three assists in the overtime win over TCU.
>> Didn't miss a shot on the night to chip in nine points, adding three assists against the Lions.

4 PJ HAGGERTY

G | 6-4 | 195 | GR | Baytown, Texas

PPG	RPG	APG	ST/G	MPG
20.7	3.8	2.8	1.7	26.6

>> Posted season highs of 29 points, seven rebounds and seven assists to propel the Aggies to win at TCU.
>> Paced the Aggies with 19 points against Southeastern, adding four boards, two assists and two steals.

1 JALEN SHELLEY

F | 6-9 | 215 | JR | Little Elm, Texas

PPG	RPG	APG	ST/G	MPG
12.7	7.7	3.0	1.3	23.0

>> Helped lead the way with 19 points and six rebounds as the Aggies topped TCU in overtime.
>> Scored 18 points, adding five assists and five rebounds against Southeastern Louisiana.

21 MACKENZIE MGBAKO

F | 6-9 | 225 | SR | Franklin, N.J.

PPG	RPG	APG	ST/G	MPG
11.7	5.3	2.2	1.7	24.1

>> Added 15 points, seven rebounds and four assists in the overtime win at TCU.
>> Scored a season-high 17 points, adding seven rebounds and two assists against Southeastern.

7 ZACH CLEMENCE

F | 6-11 | 230 | GR | San Antonio, Texas

PPG	RPG	BLOCKS	ST/G	MPG
8.7	3.2	5	0.5	18.8

>> Added 14 points, knocking down three 3's, and seven rebounds in the win over the Horned Frogs.
>> Helped lead the way with 14 points, going 3-of-4 from 3-point range, against the Cowboys.

TEXAS A&M QUICK FACTS

LOCATION: College Station, Texas 77843
FOUNDED: 1876 (First classes)
ENROLLMENT: 81,990 (fall 2026)
PRESIDENT: Dr. Susan Ballabina (Tarleton State '94)
CHANCELLOR: Glenn Hegar (Texas A&M '93)
FACULTY REPRESENTATIVE:
Dr. Paul Batista (Trinity '73)
DIRECTOR OF ATHLETICS:

CONFERENCE: Southeastern
AFFILIATION: NCAA Division I
NICKNAME: Aggies
MASCOT: Reveille (American Collie)
COLORS: Maroon (Pantone 505) and White

POSTSEASON HISTORY

NCAA APPEARANCES 18
(1951, '64, '69, '75, '80, '87, 2006, '07, '08, '09, '10, '11, '16, '18, '23, '24, '25, '26)
ALL-TIME NCAA TOURNEY RECORD 16-19
SWEET 16 APPEARANCES 6
1951*, '69†, '80, '07, '16, '18
* 16-TEAM FIELD † 25-TEAM FIELD

NIT APPEARANCES 7
(1979, '82, '85, '86, '94, '05, '15, '22)
ALL-TIME NIT RECORD 11-8

TEAM INFO

2025-26 RECORD ..... 22-12, 11-7 SEC (4th)
Home: 14-4 | Away: 6-5 | Neutral: 2-3
LETTERMEN RETURNING/LOST 4/8
STARTERS RETURNING/LOST 1/4
2026 POSTSEASON ..... NCAA Tournament

REED ARENA QUICK FACTS

HOME VENUE ..... Reed Arena
CAPACITY 12,989
LARGEST CROWD ..... 14,036 vs. Kentucky (1/19/22)

MEDIA POLICIES

POSTGAME INTERVIEWS: For home games, players will be brought to the interview room. Coach McMillan will enter the room after the player interviews are completed. All formal press conferences are available at 12thMan.com/pressconference.
For road games, A&M will use whatever space is available. THE LOCKER ROOM IS CLOSED AT ALL TIMES.

CREDENTIALS: Please request credentials and parking for Texas A&M home games at least one week prior to the game via www.sportssystems.com/seccredentials. Credentials will be available at the loading dock entrance of Reed Arena, while parking is completely digital and will be emailed to each attendee.

MEDIA SEATING: Media seating at Reed Arena has been relocated to the top of Section 125. A stairwell is located on the concourse next to the media section for access to the court level and media work areas. Radio has also made a move to the camera platform at the top of Section 105.

2026-27 TEXAS A&M MEN'S BASKETBALL NUMERICAL ROSTER

#	NAME	POS.	HT.	WT.	CL.	HOMETOWN/PREVIOUS SCHOOL
0	Jordan Pope	G	6-1	180	Gr.	Oakley, Calif./Texas
1	Jalen Shelley	F	6-9	215	Jr.	Little Elm, Texas/LMU
2	Jalen Reece	G	6-0	185	So.	Orlando, Fla./LSU
3	Neiko Mundey	G	6-1	190	Fr.	Washington, D.C./Prince George's Christian Acad.
4	PJ Haggerty	G	6-4	195	Gr.	Baytown, Texas/Kansas State
5	Rylan Griffen	G	6-5	181	5th	Dallas, Texas/Kansas
6	Preston Clark	F	6-6	216	Gr.	Austin, Texas/Maryville University
7	Zach Clemence	F	6-11	230	Gr.	San Antonio, Texas/Kansas
8	Tyshawn Archie	G	6-1	175	Sr.	Houston, Texas/McNeese
9	Jamie Vinson	F	6-11	250	Jr.	Austin, Texas/Texas
10	Jeremiah Green	G	6-3	189	So.	Denton, Texas/Compass Prep (Ariz.)
12	Cade Phillips	F	6-9	225	Sr.	Gadsden, Ala./Tennessee
14	Chris McDermott	F	6-7	228	Jr.	Houston, Texas/Booker T. Washington
15	Kyle Moran	G	6-3	187	Gr.	Lake Highlands, Texas/Lake Highlands
21	Mackenzie Mgbako	F	6-9	225	Sr.	Franklin, N.J./Indiana
23	Josh Irving	F	6-11	220	Fr.	Pasadena, Calif./Pasadena
24	Lukas Walls	G	6-5	208	Sr.	Knoxville, Tenn./Radford

2025-26 TEXAS A&M MEN'S BASKETBALL ALPHABETICAL ROSTER

#	NAME	POS.	HT.	WT.	CL.	HOMETOWN/PREVIOUS SCHOOL
8	Tyshawn Archie	G	6-1	175	Sr.	Houston, Texas/McNeese
6	Preston Clark	F	6-6	216	Gr.	Austin, Texas/Maryville University
7	Zach Clemence	F	6-11	230	Gr.	San Antonio, Texas/Kansas
10	Jeremiah Green	G	6-3	189	So.	Denton, Texas/Compass Prep (Ariz.)
5	Rylan Griffen	G	6-5	181	5th	Dallas, Texas/Kansas
4	PJ Haggerty	G	6-4	195	Gr.	Baytown, Texas/Kansas State
23	Josh Irving	F	6-11	220	Fr.	Pasadena, Calif./Pasadena
14	Chris McDermott	F	6-7	228	Jr.	Houston, Texas/Booker T. Washington
21	Mackenzie Mgbako	F	6-9	225	Sr.	Franklin, N.J./Indiana
15	Kyle Moran	G	6-3	187	Gr.	Lake Highlands, Texas/Lake Highlands
3	Neiko Mundey	G	6-1	190	Fr.	Washington, D.C./Prince George's Christian Acad.
12	Cade Phillips	F	6-9	225	Sr.	Gadsden, Ala./Tennessee
0	Jordan Pope	G	6-1	180	Gr.	Oakley, Calif./Texas
2	Jalen Reece	G	6-0	185	So.	Orlando, Fla./LSU
1	Jalen Shelley	F	6-9	215	Jr.	Little Elm, Texas/LMU
9	Jamie Vinson	F	6-11	250	Jr.	Austin, Texas/Texas
24	Lukas Walls	G	6-5	208	Sr.	Knoxville, Tenn./Radford

Head Coach: Bucky McMillan, 2nd Season (Birmingham-Southern '07)
Associate Head Coach: Mitch Cole, 2nd Season (Montana State-Billings '92)
Assistant Coach: Kyle Keller, 2nd Season (Oklahoma State '90)
Assistant Coach: Frank Haith, 2nd Season (Elon '98)
Assistant Coach: TJ Cleveland, 2nd Season (Arkansas '02)
Assistant Coach: Dave Good, 2nd Season (Central Michigan '04)
Strength & Conditioning Coach: Darby Rich, 2nd Season (Alabama '92)
General Manager: Warren Fitzpatrick
Director of Player Development and Personnel: Neb Exantus
Director of Operations: Clay Smith
Assistant Director of Player Personnel and Assistant to the GM: Lorenzo Jenkins
Video Coordinator: Corey Felder
Assistant Director of Analytics and Player Development: Edward Zeng
Adminstrative Coordinator and Assistant Director of Operations: Madeline Osborn
Athletic Trainer: Andrew Kegley

PRONUNCIATION GUIDE
Mackenzie MGBAKO ..... mm-bock-oh
Neiko MUNDEY ..... mun-dee

DEFENSIVE PRESSURE

- Texas A&M has been locking down on defense, keeping its opponents under 70 points in five of its six games so far this season, while forcing at least 15 turnovers in five outings and capitalizing on the mistakes.
- The Maroon & White rank 12th in the nation forcing 19.2 turnovers per game and rank 20th with a 6.2 turnover margin ... Texas A&M has limited its opponents to shooting just 35.3 from the field, good for 12th in the nation and fourth in the SEC.
- The Aggies have tallied double-digit steals 14 times under head coach Bucky McMillan, with three of those coming already this season ... Texas A&M registered 15 takeaways against ULM and Northern Kentucky, adding 12 in the win over Alabama State to rank 16th nationally with an 11.3 per-game average.
- The Maroon & White matched their season-high from a year ago with six blocks in the opener against the Hornets and in the overtime win at TCU, showing off their upgraded length this year, tallying nine swats against the Norse.
- Texas A&M reaped the rewards of its smothering defense, scoring 30 points on 25 Alabama State turnovers before recording 35 points on 23 Northern Kentucky miscues.

HIGH-POWER AGGIE OFFENSE

- The Maroon & White again boast one of the most potent offensive attacks in the nation, scoring nearly 100 points-per-game, while ranking in the top-five in the SEC infield goal percentage (53.3), 3-pointers (10.8), and assists (20.0) per game.
- On the year, Texas A&M is second int the SEC and No. 6 nationally putting up 99.2 points per game ... Its 27.5-point scoring margin is also good for 16th in the country and sixth in the league.
- The Maroon & White have shot over 50-percent from the field in each of the last five games and have shot over 40-percent from beyond the arc in three straight games ... They registered their most efficient performance of the year after connecting on 36-of-59 (61%) from the field and 11-of-16 from beyond the arc (57.9%) in the win over Southeastern Louisiana.
- The Aggies have seen at least four players score in double figures in every game this season ... Against Northern Kentucky six players reached double-digits and in the win over ULM 13 of the 16 Aggies that saw the floor scored.
- The Aggies are in pursuit of the 100-point game record set a year ago after notching their third of the season with a 101-69 victory over Southeastern Louisiana.

HAGGERTY LEADS THE WAY

- Graduate transfer PJ Haggerty has led the Aggies in scoring five times already this season, registering 20-plus points in four of those outings.
- Haggerty leads the SEC averaging 20.7 points per game ... He's shooting 60.5-percent (46-76) from the field which is good for fifth among league players.
- Haggerty was named SEC Player of the Week (11/23) after a pair of strong second half performances that helped move the Aggies to 6-0 on the season ... He scored 15 of his team-best 19 to help knock off Southeastern Louisiana before leading the team and registering season-highs in points (29), rebounds (7), assists (7) and steals (3) as Texas A&M took down TCU in overtime in their first road test of the year.
- He opened the year with a 22-point performance against Alabama State and has matched that total on two other occasions ... Against ULM he shot a season-best 69.2-percent from the field, connecting on 9-of-13 from the field.
- Haggerty was named to the Preseason All-SEC Third Team by the league's coaches and media, while also earning a spot on the Jerry West Shooting Guard of the Year Top 20 Preseason Watch List., Wooden Award Preseason Top 50 Watch List and Naismith Men's College Player of the Year Watch List.
- Haggerty was the nation's leading returning scorer entering the year after ranking fourth nationally and second in the Big 12 last year averaging 23.4 points per game at Kansas State ... He started all 31 games he played in and added 5.3 rebounds and 3.8 assists for the Wildcats.

RETURN OF THE MACK

- Senior Mackenzie Mgbako has returned for his second season in Aggieland after a foot injury limited him to just seven appearances a year ago.
- Mgbako notched season highs as he helped lead the way against the Lions with 17 points and seven rebounds for his third game in double figures this season.
- Against the Norse, Mgbako helped lead the way with 14 points and seven rebounds, adding four assists and three steals.
- In his first game back from injury, Mgbako added 12 points, five boards, two steals and two blocks in the win over Alabama State, going 7-of-8 (87.5%) from the free-throw line.
- He started all seven games he played in last year, averaging 10.4 points and 4.9 rebounds in that span.
- Mgbako led the way for the Aggies at the Baha Mar Summer League, helping the squad tally over 300 points and boast a 52-point margin of victory on the week as he averaged 19 points in just 14.7 minutes through three victories.
- Prior to arriving in Aggieland, he spent two seasons at Indiana, starting 31 of the team's 32 games as a sophomore ... He averaged 12.2 points and 4.6 rebounds, scoring in double figures 19 times.

SHELLEY SHINES IN OVERTIME

- Junior transfer Jalen Shelley led the way for the Aggies in overtime against TCU to help them seal the 97-92 victory in their first road test of the season.
- Shelley scored eight of his season-high 19 points in overtime, knocking down back-to-back 3-pointers early on to put the Maroon & White up three and swing the momentum back in their favor as they never trailed again.
- On the season, Shelley leads the Aggies and ranks seventh in the SEC with 7.7 rebounds per game, while his 5.7 average on the defensive boards is good for fourth in the league ... He is third on the team, adding 12.7 points per game.

POPE PROVIDES CONSISTENCY

- Graduate transfer Jordan Pope has been a poised leader and played with great consistency so far for the Aggies, limiting turnovers and providing a dependable lift on offense.
- Pope ranks second on the team averaging 14.8 points per game ... He has scored at least 14 points in four the six games, shooting 50-percent from the field in each of the last five games ... Against the Lions he was perfect from the field (3-3), 3-point range (1-1) and the free-throw line (2-2).
- He leads the Aggies shooting 90.0-percent from the free-throw line on the year, sinking 18-of-20 attempts ... Against ULM he was a perfect 6-for-6 from the charity stripe.
- Along with his impressive numbers from the free-throw line, Pope is shooting 60-percent from the floor and 40-percent from beyond the arc.

HEAD COACH BUCKY MCMILLAN



Bucky McMillan was named the head men's basketball coach at Texas A&M on April 5, 2025. The three-time Southern Conference Coach of the Year arrived in Aggieland after five seasons at the helm at Samford.

In his first season at Texas A&M, McMillan guided the Aggies to a 22-12 overall record and an 11-7 mark in SEC play, good for a fourth-place finish in the league after being predicted to finish 13th prior to the season. They secured their fourth straight NCAA Tournament appearance and fifth consecutive 20-win season. The Aggies' 22 wins rank as the second-most by a coach in his first year at Texas A&M, while their 11 conference victories were the most since Shelby Metcalf went 13-1 in the Southwest Conference in his first season at the helm (1963-64). McMillan became just the fourth coach in Texas A&M history to make the NCAA Tournament in his first season in Aggieland and the second since the expansion to 64 teams in 1985 (Mark Turgeon 2007-08).

Renowned for his innovative and fast-paced offensive and defensive styles of play, known as "BuckyBall," McMillan transformed Samford into one of the top basketball programs in the Southern Conference. He guided the Bulldogs to three SoCon Championships – two regular season crowns and a tournament title – while compiling a 99-52 record, which included 20-plus victories in each of his last four seasons. He earned SoCon Coach of the Year honors in 2022, 2023 and 2024.

In 2024-25, the Bulldogs ranked No. 13 nationally in scoring offense (82.9 ppg) while ranking in the top-10 in three-pointers attempted and made. Defensively, Samford forced an average of 16.1 turnovers per game, which ranked No. 4 in the country.

Within the SoCon, Samford led the league in scoring, fast break points (14.2/g), steals (9.9/g), turnovers forced, turnover margin (3.2/g), offensive rebounds (13.1/g) and bench scoring (28.5 ppg) as the Bulldogs earned an invitation to the 2025 NIT.

McMillan orchestrated the best season in Samford program history in 2023-24 when the Bulldogs earned their first NCAA Tournament berth in more than 20 years. Samford compiled a school record 29 wins and swept the SoCon regular season and tournament titles for the first time. In the NCAA Tournament, the Bulldogs narrowly lost to Kansas, 93-89, in one of the most memorable games of the tournament. The 2023-24 season included a school record 17-game winning streak and the team was a perfect 18-0 on its home court.

McMillan's path to the collegiate level came after experiencing unprecedented success at the high school level in the state of Alabama. As the head coach of Mountain Brook High School, McMillan led the Spartans to five state championships in Alabama's highest classification and advanced to the championship game seven times in his 12 seasons at his alma mater. Named the National Coach of the Year in 2018 by the National High School Coaches Association, McMillan won 333 games at Mountain Brook, averaging nearly 28 wins per season.

McMillan played his college basketball at Birmingham-Southern from 2002 to 2006. He earned his bachelor's degree in education services from Birmingham-Southern in 2007.

As a student at Mountain Brook High School from 1999 to 2002, McMillan received All-State honors from the Birmingham News in 2002 and was nominated for the McDonald's High School All-America Team. The Birmingham News also named him to its All-State Athletic Academic Team.

COACHING EXPERIENCE

2008-20.....Mountain Brook HS (Head Coach)
2020-25.....Samford (Head Coach)
2025-.....Texas A&M (Head Coach)

POST SEASON EXPERIENCE

2024.....NCAA Tournament (Samford)
2025.....NIT (Samford)
2026.....NCAA Tournament (Texas A&M)

YEAR-BY-YEAR

Year	School	Rec.	Conf. (Finish)
2020-21	Samford	6-13	2-9 (10th)
2021-22	Samford	21-11	10-8 (t3rd)
2022-23	Samford	21-11*	15-3 (t1st
2023-24	Samford	29-6+	15-3 (t1st)
2024-25	Samford	22-11	12-6 (t3rd)
2025-26	Texas A&M	22-12	11-7 (t4th)
2026-27	Texas A&M	6-0	--
Total		127-64	65-36

* SoCon Regular Season Champions;
\+ SoCon Regular Season and Tournament Champions

TALE OF THE TAPE

Texas A&M		Xavier
99.2	Scoring Offense	82.3
71.7	Scoring Defense	62.2
+27.5	Scoring Margin	+20.2
.533	Field Goal Pct.	.455
.353	Opp. Field Goal Pct.	.369
.411	3FG Pct.	.309
.307	Opp. 3FG Pct.	.282
.683	Free Throw Pct.	.650
.765	Opp. FT Pct.	.678
40.8	Rebounds per game	42.5
+3.8	Rebound Margin	+6.3
20.0	Assists per game	20.0
13.0	Turnovers per game	11.7
19.2	Opp. Turnovers per game	16.7
11.3	Steals per game	12.8
5.8	Blocks per game	3.7

AGGIES IN THE RANKINGS

Team Rankings (NCAA Top-100)

NCAA	SEC	Category	Stat
1	1	Winning Pct.	100.0
6	2	Scoring Offense	99.2
9	3	Field Goal Pct.	53.3
12	2	Forced Turnovers	19.2
12	3	Effective FG Pct.	61.7
12	4	Field Goal Pct. Defense	35.3
16	2	Steals/G	11.3
16	6	Scoring Margin	27.5
19	6	Blocks/G	5.8
20	2	Turnover Margin	6.2
20	3	Assists/G	20.0
23	3	3FG Pct.	41.1
38	2	3FG Made/G	10.8
40	5	Free Throw Attempts/G	27.8
50	5	Defensive Rebounds/G	28.7
53	9	Fastbreak Points	16.0
56	6	Free Throws Made/G	19.0
75	9	Assist/Turnover Ratio	1.5
77	8	Rebounds/G	40.8
96	7	Bench Points/G	30.5

Individual Rankings (NCAA Top-100)

	NCAA	SEC	Category	Stat
PJ Haggerty	20	2	Field Goals	46
PJ Haggerty	32	1	Points/G	20.7
J. Pope	38	8	Assist/TO Ratio	4.5
PJ Haggerty	41	1	Points	124
PJ Haggerty	58	5	Field Goal Pct.	60.5
J. Irving	65	10	Blocks	10
J. Shelley	68	4	Def. Rebounds/G	5.7
J. Irving	78	10	Blocks/G	1.7
J. Pope	83	7	Free Throw Pct.	90.0
J. Shelley	98	7	Rebounds/G	7.7

FAMILIAR FACES IN AGGIELAND

- The Texas A&M coaching staff has seen a number of familiar faces return to Aggieland in associate head coach Mitch Cole, assistant coach Kyle Keller, assistant coach Frank Haith and strength & conditioning coach Darby Rich.
- Cole, who served in the same role on McMillan's staff at Samford from 2021-25, and Keller were assistants on Billy Kennedy's staff from 2011-16, helping the Aggies notch a school record 28 wins, claim a regular season SEC title and advance to the Sweet 16 in 2015-16.
- Haith first came to Aggieland as an assistant coach in 1992 and spent three seasons on head coach Tony Barone's staff before taking an assistant coaching job at Penn State … Haith returned to Texas A&M for one more season in 1996-97 as the associate head coach.
- Rich, who has helped develop 23 NBA players during his career, including six Aggies, also worked with Coach Kennedy, serving as the strength & conditioning coach from 2011-19.

RECORD-SETTING AGGIES

- In the first year under head coach Bucky McMillan, the Aggies started rewriting the record books as they set 10 new single-season team marks while landing among the top-five individually or as a team in 12 additional categories.
- The Maroon & White finished last season scoring a program-best 2,927 points, good for a record 86.1 per-game average … Against Mississippi Valley State, the Aggies posted a 120-84 victory to notch the most points they have scored in Reed Arena and the second-most points in a game in program history.
- Texas A&M impressed from beyond the arc, blowing away the previous record by nearly 100 3-pointers after knocking down 360 a season ago … The Aggies connected on a school and Reed Arena record 18 3's against Manhattan last year and added the second-highest total with 17 in the win over South Carolina.

SINGLE-SEASON SCHOOL RECORDS

Points	2,927
Points (in conf.)	1,492
Scoring Average	86.1
Scoring Average (in conf.)	82.9
FG Attempts	1,1,58
3FG Made	360
3FG Made (in conf.)	187
3FG Attempts	1,003
3FG Attempts (in conf.)	530
100-Point Games	6
Double-Doubles	Rashaun Agee, 13

BUCKYBALL

- Head coach Bucky McMillan's teams are known for their fast-paced play that features aggressive full-court defense and a high-power offensive attack … McMillan has seen great success with the play at the collegiate level, notching five consecutive 20-win seasons while ranking among the top-30 in the nation in multiple offensive and defensive categories.
- In year one, Texas A&M quickly put BuckyBall on display as the team ranked in the top-20 in the nation in bench points (34.9), assists (17.8), 3-pointers made (10.6) and scoring offense (86.1) while also sitting atop the league in 3-point defense (30.3%) according to KenPom.com … The Aggies also ranked among the top-five Power 4 teams forcing 13.5 turnovers and tallying 8.1 steals per game.
- In the first month of the 2025-26 season, the Aggies registered three 100-point games for the first time since the 1989-90 season, set a new program record for 3-pointers made in a game with 18 against Manhattan and scored the second-most points in a game in A&M history, the most by the Aggies at Reed Arena, with a 120-86 win over Mississippi Valley State.
- The Maroon & White tallied 32 assists on 39 field goals in the win over Manhattan, the second-most helpers in a game all-time at Texas A&M … Against Mississippi Valley State, the Aggies made the second-most free throws in a game with 42 and their 31 forced turnovers rank in the top-seven in school history.
- To start the year, the Aggies tallied 202 total points which marked the highest point total through the first two games since the 2015-16 season … The Maroon & White scored 60-plus points in a half four times, including a season-best 68 against Mississippi Valley State, the third-most in a half in program history.
- In McMillan's final season at Samford, the squad ranked in the top-20 nationally in fast break points (14.0 ppg) and scoring offense (82.9 ppg), while also ranking third in steals per game (9.9), fourth in the turnovers forced (16.1/g) and seventh in threes made per game (10.8).

THE LAST TIME ...

THE AGGIES ...

Scored 100+ Points	101 vs. Southeastern Louisiana (11/16/26)
Shot 60-Percent From the Field	61% (36-59) vs. Southeastern Louisiana (11/16/26)
Shot 50-Percent From 3-Point Range (min. 10 attempts)	58% (11-19) vs. Southeastern Louisiana (11/16/26)
Had 40+ Free Throw Attempts	48 vs. Alabama State (11/3/26)
Made 30+ Free Throws	42 vs. Mississippi Valley State (11/25/25)
Had 50+ Rebounds	50 vs. Prairie View (12/29/25)
Had 30+ Assists	32 vs. East Texas A&M (12/21/25)
Had 15+ Steals	15 vs. ULM (11/9/26)
Had 10+ Blocked Shots	10 vs. Alabama (1/11/25)
Had Four Players Score in Double Figures	vs. Oklahoma State (11/12/26)
Had 5+ Players Score in Double Figures	5 at TCU (11/19/26)
Had Two Players Score 20+ Points	at LSU (3/7/26)
Won on a Buzzer Beater	81-80 on a 3-pointer by Hassan Diarra with 0.9 left vs. ACU (11/12/21)

A TEXAS A&M PLAYER ...

Had a Double-Double	Josh Irving (14 pt./10 reb.) vs. Oklahoma State (11/12/26)
Had a Triple-Double	Bernard King (20 pt./10 reb./10 ast.) vs. Texas Tech (1/9/02)
Had 20+ Points and 20+ Rebounds	27 points & 21 rebounds, Rynn Wright vs. UNLV (12/15/78)
Scored 40+ Points	41, Wade Taylor IV at Arkansas (1/16/24)
Scored 30+ Points	30, Rubén Dominguez vs. Manhattan (11/21/25)
Made 5+ 3-Pointers	5, Rylan Griffen at LSU (3/7/26)
Had 20+ Rebounds	21, Vernon Smith and Rynn Wright vs. UNLV (12/15/78)
Had 15+ Rebounds	15, Rashaun Agee at Georgia (1/31/26)
Had 10+ Assists	10, Wade Taylor IV vs. ACU (12/28/24)
Had 5+ Steals	5, Tyshawn Archie vs. ULM (11/9/26)
Had 5+ Blocks	8, Josh Nebo vs. Oregon State (12/21/19)
Made 10+ Field Goals	12, PJ Haggerty, at TCU (11/19/26)
Had 20+ Field Goal Attempts	21, Rashaun Agee at LSU (3/7/26)
Made 10+ Free Throws	17, Wade Taylor IV vs. Texas (3/13/25)
Had 15+ Free Throw Attempts	15, Marcus Hill vs. SMU (12/7/25)

2026-27 INDIVIDUAL GAME HIGHS

Points	29, PJ Haggerty at TCU (11/19/26)
FG Made	12, PJ Haggerty at TCU (11/19/26)
FG Attempts	19, PJ Haggerty at TCU (11/19/26)
FG Pct. (Min. 5 made)	83.3 (5-6), Tyshawn Archie vs. Northern Kentucky (11/6/26)
3 FG Made	4, Jalen Shelley vs. Southeastern Louisiana (11/16/26)
3 FG Attempts	8, Jordan Pope vs. Alabama State (11/3/26)
3 FG Pct. (Min. 3 made)	100.0 (3-3), Rylan Griffen vs. Southeastern Louisiana (11/16/26)
FT Made	7, PJ Haggerty vs. Southeastern Louisiana (11/16/26)
	7, PJ Haggerty vs. Oklahoma State (11/12/26)
	7, Mackenzie Mgbako vs. Alabama State (11/3/26)
FT Attempts	8, PJ Haggerty vs. Oklahoma State (11/12/26)
	8, PJ Haggerty vs. Alabama State (11/3/26)
	8, Mackenzie Mgabko vs. Alabama State (11/3/26)
FT Pct. (Min. 5 made)	100.0 (7-7), PJ Haggerty vs. Southeastern Louisiana (11/16/26)
	100.0 (6-6), Jordan Pope vs. ULM (11/9/26)
	100.0 (5-5), Zach Clemence vs. ULM (11/9/26)
Rebounds	12, Jalen Shelley vs. Alabama State (11/3/26)
Assists	7, PJ Haggerty at TCU (11/19/26)
Steals	5, Tyshawn Archie vs. ULM (11/9/26)
Blocked Shots	4, Josh Irving at TCU (11/19/26)
	4, Cade Phillips vs. Northern Kentucky (11/6/26)

TEXAS A&M'S RECORD ...

	'26-'27	Under McMillan
Overall	6-0	28-12
Non-Conference	6-0	17-5
Conference	0-0	11-7
Home	5-0	19-4
Away	1-0	7-5
Neutral	0-0	2-3
vs. AP Top-25	0-0	1-5
Leading at halftime	5-0	23-3
Trailing at halftime	1-0	4-7
Tied at halftime	0-0	1-2
Overtime games	1-0	2-2
One-possession games	0-0	4-2
Margin of 5 points or less	1-0	7-4
Single-digit margins	1-0	7-4
Shooting 50% or better	5-0	14-2
Shooting 40-49%	1-0	13-1
Shooting under 40%	0-0	1-9
Opponent shoots 50% or better	0-0	4-3
Opponent shoots 40-49%	1-0	12-8
Opponent shoots under 40%	5-0	12-1
Shooting 40% or better from 3	4-0	14-2
Shooting 30-39% from 3	1-0	8-3
Shooting under 30% from 3	1-0	6-7
Opponent shoots 40% or better from 3	1-0	5-1
Opponent shoots 30-39% from 3	2-0	10-4
Opponent shoots under 30% from 3	3-0	13-7
Outrebound opponent	4-0	16-1
Outrebounded	1-0	11-11
Rebounds even	1-0	1-0
Forcing 15-or-more turnovers	5-0	16-2
Forcing less than 15 turnovers	1-0	12-11
Committing 15-or-more turnovers	2-0	4-3
Committing less than 15 turnovers	4-0	24-9
Scoring 100+ points	3-0	9-0
Scoring 90-99 points	2-0	9-1
Scoring 80-89 points	1-0	6-4
Scoring 70-79 points	0-0	3-2
Scoring less than 70 points	0-0	1-5
Sunday	0-0	2-2
Monday	2-0	4-0
Tuesday	2-0	7-1
Wednesday	0-0	2-3
Thursday	1-0	3-1
Friday	1-0	3-1
Saturday	0-0	7-4
November	6-0	12-2
December	0-0	4-1
January	0-0	7-1
February	0-0	2-6
March	0-0	3-2
Before 12 p.m.	0-0	0-0
12 to 6 p.m.	0-0	10-5
After 6 p.m.	6-0	18-7
Maroon Uniforms	1-0	8-6
White Uniforms	4-0	17-3
Black Uniforms	1-0	3-3
Alternate Uniforms	0-0	1-0

2026-27 TEAM HIGHS/LOWS

		Texas A&M	Opponents
Total Points	High	108 vs. ULM (11/9/26)	92 TCU (11/19/26)
	Low	88 vs. Oklahoma State (11/12/26)	66 Alabama State (11/3/26)
Field Goals Made	High	41 vs. Northern Kentucky (11/6/26)	28 TCU (11/19/26)
	Low	26 vs. Oklahoma State (11/12/26)	20 Oklahoma State (11/12/26), Northern Kentucky (11/6/26)
Field Goal Attempts	High	75 vs. Northern Kentucky (11/6/26)	68 Southeastern Louisiana (11/16/26)
	Low	51 vs. Oklahoma State (11/12/26)	58 Northern Kentucky (11/6/26)
Field Goal %	High	61.0 vs. Southeastern Louisiana (11/16/26)	45.9 TCU (11/19/26)
	Low	48.4 vs. Alabama State (11/3/26)	30.3 Oklahoma State (11/12/26)
3FG Made	High	13 at TCU (11/19/26)	14 TCU (11/19/26)
	Low	8 vs. Alabama State (11/3/26)	6 Oklahoma State (11/12/26)
3FG Attempts	High	31 at TCU (11/19/26); vs. ULM (11/9/26)	34 TCU (11/19/26)
	Low	23 vs. Alabama State (11/3/26)	24 Northern Kentucky (11/6/26), Alabama State (11/3/26)
3FG %	High	57.9 vs. Southeastern Louisiana (11/16/26)	41.2 TCU (11/19/26)
	Low	29.0 vs. ULM (11/9/26)	20.0 Oklahoma State (11/12/26)
FT Made	High	29 vs. Alabama State (11/3/26)	23 Oklahoma State (11/12/26)
	Low	10 at TCU (11/19/26); vs. Northern Kentucky (11/6/26)	11 Southeastern Louisiana (11/16/26)
FT Attempts	High	48 vs. Alabama State (11/3/26)	30 TCU (11/19/26)
	Low	17 vs. Northern Kentucky (11/6/26)	11 Southeastern Louisiana (11/16/26)
Free Throw %	High	85.7 vs. Southeastern Louisiana (11/16/26)	100.0 Southeastern Louisiana (11/16/26)
	Low	55.6 at TCU (11/19/26)	32.8 Alabama State (11/3/26)
Offensive Reb.	High	14 vs. Alabama State (11/3/26)	20 Southeastern Louisiana (11/16/26); Oklahoma St. (11/12/26)
	Low	11 vs. Oklahoma St. (11/12/26), vs. Northern Kentucky (11/6/26)	7 TCU (11/19/26)
Total Rebounds	High	46 vs. ULM (11/9/26)	44 Alabama State (11/3/26)
	Low	34 vs. Southeastern Louisiana (11/16/26)	29 TCU (11/19/26)
Rebound Margin	High	+16 at TCU (11/19/26)	+1 Alabama State (11/3/26)
Assists	High	25 vs. ULM (11/9/26)	23 TCU (11/19/26)
	Low	13 vs. Alabama State (11/3/26)	10 Northern Kentucky (11/6/26)
A:TO Ratio	High	2.1 vs. ULM (11/9/26)	1.9 TCU (11/19/26)
	Low	0.9 vs. Oklahoma State (11/12/26)	0.7 Oklahoma State (11/12/26)
Turnovers	High	19 vs. Oklahoma State (11/12/26)	25 Alabama State (11/3/26)
	Low	9 vs. Northern Kentucky (11/6/26)	12 TCU (11/19/26)
Steals	High	15 vs. ULM (11/9/26), vs. Northern Kentucky (11/6/26)	8 Oklahoma State (11/12/26)
	Low	8 vs. Southeastern Louisiana (11/16/26); vs. Oklahoma St. (11/12/26)	5 Alabama State (11/3/26)
Blocks	High	9 vs. Northern Kentucky (11/6/26)	6 Northern Kentucky (11/6/26)
	Low	5 vs. Oklahoma State (11/12/26), vs. ULM (11/9/26)	1 ULM (11/9/26), Alabama State (11/3/26)
Halftime Lead	High	27 vs. ULM (11/9/26)	12 TCU (11/19/26)
Margin of Victory	High	41 vs. ULM (11/9/26)	--
Points Off Turnovers	High	35 vs. Northern Kentucky (11/6/26)	26 Oklahoma State (11/12/26)
	Low	17 at TCU (11/19/26)	6 Northern Kentucky (11/6/26)
Paint Points	High	56 vs. Northern Kentucky (11/6/26)	26 Oklahoma State (11/12/26), Alabama State (11/3/26)
	Low	24 vs. Oklahoma State (11/12/26)	20 Southeastern Louisiana (11/16/26)
2nd Chance Points	High	19 vs. Northern Kentucky (11/6/26)	23 Southeastern Louisiana (11/16/26)
	Low	12 vs. ULM (11/9/26), vs. Alabama State (11/3/26)	9 Northern Kentucky (11/6/26)
Fast Break Points	High	23 vs. ULM (11/9/26)	23 TCU (11/19/26)
	Low	8 vs. Oklahoma State (11/12/26)	3 Alabama State (11/3/26)
Bench Points	High	53 vs. ULM (11/9/26)	28 ULM (11/9/26)
	Low	8 at TCU (11/19/26)	6 Southeastern Louisiana (11/16/26)

GAME-BY-GAME LEADERS

DATE	A&M RK	OPPONENT	RESULT	HIGH POINTS	HIGH REBOUNDS	HIGH ASSISTS	HIGH STEALS
11/3	RV/RV	Alabama State	W, 97-66	Haggerty (22)	Shelley (12)	Archie, Reece, Shelley (3)	Pope (3)
11/6	RV/RV	Northern Kentucky	W, 104-67	Pope (18)	Mgbako (7)	Mgabko (4)	Mgabko, Reece (3)
11/9	RV/RV	ULM	W, 108-67	Haggerty (22)	Shelley (9)	Reece, Shelley (4)	Archie (5)
11/12	RV/RV	Oklahoma State	W, 88-69	Haggerty (22)	Irving (10)	Pope (6)	Vinson (2)
11/16	RV/RV	Southeastern Louisiana	W, 101-69	Haggerty (19)	Mgbako (7)	Shelley (5)	Three Players (2)
11/19	RV/RV	at TCU	W, 97-92(OT)	Haggerty (29)	Three Players (7)	Haggerty (7)	Haggerty (3)
11/25		vs. Xavier+					
11/27		vs. Marquette+					
12/2		Stanford$					
12/6		Arkansas-Pine Bluff					
12/12		vs. Florida State!					
12/17		Holy Cross					
12/21		North Florida					
12/29		Prairie View					
1/2		Auburn*					
1/5		at Missouri*					
1/9		at South Carolina*					
1/12		Arkansas*					
1/16		LSU*					
1/20		at Florida*					
1/23		at Ole Miss*					
1/26		Tennessee*					
1/30		at Vanderbilt*					
2/2		Oklahoma*					
2/6		at Mississippi State*					
2/13		Georgia*					
2/17		at Texas*					
2/20		Vanderbilt*					
2/23		Alabama*					
2/27		at LSU*					
3/3		at Kentucky*					
3/6		Texas*					

* SEC Game; + Battle 4 Atlantis - Paradise Island, Bahamas; $ ACC/SEC Challenge; ! Huston Hoopsfest - Houston, Texas

TEXAS A&M STARTING LINEUPS

Pope, Haggerty, Shelley, Mgbako, Phillips	3-0
Pope, Haggerty, Shelley, Mgbako, Clemence	3-0

2026-27 GAME-BY-GAME COMPARISON

	Game	FG	%	3FG	%	FT	%	OR	DR	TR	PF	A	TO	BLK	STL	TP
11/3	Alabama State	**30-62**	**.484**	**8-23**	**.348**	**29-48**	**.604**	**14**	**29**	**43**	**18**	**13**	**11**	**6**	**13**	**97**
		22-67	.328	8-24	.333	14-19	.737	16	28	44	32	11	25	1	5	66
11/6	Northern Kentucky	**41-75**	**.547**	**12-29**	**.414**	**10-17**	**.588**	**11**	**28**	**39**	**20**	**18**	**9**	**9**	**15**	**104**
		20-58	.345	7-24	.292	20-25	.800	12	26	38	14	10	23	6	7	67
11/9	ULM	**38-73**	**.521**	**9-31**	**.290**	**23-29**	**.793**	**13**	**33**	**46**	**20**	**25**	**12**	**5**	**15**	**108**
		22-65	.338	9-33	.273	14-22	.636	15	25	40	21	11	21	1	7	67
11/12	Oklahoma State	**26-51**	**.510**	**12-25**	**.480**	**24-34**	**.706**	**11**	**27**	**38**	**25**	**17**	**19**	**5**	**8**	**88**
		20-66	.303	6-30	.200	23-29	.793	20	18	38	24	11	16	4	8	69
11/16	Southeastern Louisiana	**36-59**	**.610**	**11-19**	**.579**	**18-21**	**.857**	**12**	**22**	**34**	**11**	**23**	**12**	**4**	**8**	**101**
		24-68	.353	10-31	.323	11-11	1.000	20	13	33	18	12	18	3	7	69
11/19	at TCU	**37-70**	**.529**	**13-31**	**.419**	**10-18**	**.556**	**12**	**33**	**45**	**22**	**24**	**15**	**6**	**9**	**97**
		28-61	.459	14-34	.412	22-30	.733	7	22	29	16	23	12	5	6	92
11/25	vs. Xavier+															
11/27	vs. Marquette+															
12/2	Stanford$															
12/6	Arkansas-Pine Bluff															
12/12	vs. Florida State!															
12/17	Holy Cross															
12/21	North Florida															
12/29	Prairie View															
1/2	Auburn*															
1/5	at Missouri*															
1/9	at South Carolina*															
1/12	Arkansas*															
1/16	LSU*															
1/20	at Florida*															
1/23	at Ole Miss*															
1/26	Tennessee*															
1/30	at Vanderbilt*															
2/2	Oklahoma*															
2/6	at Mississippi State*															
2/13	Georgia*															
2/17	at Texas*															
2/20	Vanderbilt*															
2/23	Alabama*															
2/27	at LSU*															
3/3	at Kentucky*															
3/6	Texas*															

Bold - Texas A&M totals; Regular - opponent totals; * SEC Game; + Battle 4 Atlantis - Paradise Island, Bahamas; $ ACC/SEC Challenge; ! Huston Hoopsfest - Houston, Texas

2026-27 SEASON STATS

2026-27 Texas A&M Men's Basketball
Combined Team Statistics
All games

as of Nov 22, 2026

Game Records

Record	Overall	Home	Away	Neutral
ALL GAMES	6-0	5-0	1-0	0-0
CONFERENCE	0-0	0-0	0-0	0-0
NON-CONFERENCE	6-0	5-0	1-0	0-0

Score by Periods

Team	1st	2nd	OT	TOT
Texas A&M	282	297	16	595
Opponents	216	203	11	430

Team Box Score

No.	Player				Total		3-Point		F-Throw		Rebounds											
		GP-GS	MIN	AVG	FG-FGA	FG%	3FG-3FGA	3FG%	FT-FTA	FT%	OFF	DEF	TOT	AVG	PF	DQ	A	TO	BLK	STL	PTS	AVG
4	HAGGERTY, PJ	6-6	159:21	26.6	46-76	.605	7-15	.467	25-35	.714	6	17	23	3.8	15	0	17	18	0	10	124	20.7
0	POPE, Jordan	6-6	149:25	24.9	29-49	.592	13-32	.406	18-20	.900	1	6	7	1.2	10	0	18	4	0	8	89	14.8
1	SHELLEY, Jalen	6-6	137:51	23.0	27-43	.628	11-21	.524	11-23	.478	12	34	46	7.7	8	0	18	10	4	8	76	12.7
21	MGBAKO, Mackenzie	6-6	144:53	24.1	23-61	.377	10-30	.333	14-19	.737	8	24	32	5.3	16	0	13	6	4	10	70	11.7
7	CLEMENCE, Zach	6-3	112:33	18.8	15-31	.484	8-18	.444	14-19	.737	5	14	19	3.2	16	1	9	4	5	3	52	8.7
12	PHILLIPS, Cade	3-3	53:51	18.0	10-15	.667	0-0	.000	3-8	.375	9	7	16	5.3	5	0	3	0	8	2	23	7.7
5	GRIFFEN, Rylan	5-0	112:04	22.4	11-22	.500	8-15	.533	8-9	.889	6	11	17	3.4	3	0	5	8	3	3	38	7.6
8	ARCHIE, Tyshawn	6-0	74:48	12.5	16-28	.571	4-10	.400	4-8	.500	3	12	15	2.5	3	0	13	7	0	7	40	6.7
23	IRVING, Josh	6-0	81:22	13.6	13-20	.650	1-1	1.000	9-15	.600	8	20	28	4.7	10	0	2	6	10	1	36	6.0
3	MUNDEY, Neiko	5-0	36:19	7.3	9-15	.600	2-5	.400	4-5	.800	1	2	3	0.6	3	0	1	2	0	4	24	4.8
9	VINSON, Jamie	5-0	39:44	7.9	4-10	.400	0-0	.000	2-4	.500	2	4	6	1.2	11	0	1	2	1	2	10	2.0
2	REECE, Jalen	6-0	79:46	13.3	4-13	.308	1-8	.125	0-0	.000	2	8	10	1.7	12	0	17	7	0	9	9	1.5
10	GREEN, Jeremiah	3-0	04:17	1.4	0-2	.000	0-0	.000	2-2	1.000	2	0	2	0.7	0	0	0	1	0	0	2	0.7
14	MCDERMOTT, Chris	6-0	09:22	1.6	1-2	.500	0-0	.000	0-0	.000	1	3	4	0.7	2	0	0	0	0	0	2	0.3
24	WALLS, Lukas	5-0	27:43	5.5	0-3	.000	0-3	.000	0-0	.000	0	2	2	0.4	1	0	2	2	0	1	0	0.0
6	CLARK, Preston	1-0	00:23	0.4	0-0	.000	0-0	.000	0-0	.000	0	0	0	0.0	0	0	0	0	0	0	0	0.0
15	MORAN, Kyle	2-0	01:19	0.7	0-0	.000	0-0	.000	0-0	.000	0	0	0	0.0	1	0	1	0	0	0	0	0.0
Team											7	8	15					1				
Total		**6**	**1225**		**208-390**	**.533**	**65-158**	**.411**	**114-167**	**.683**	**73**	**172**	**245**	**40.8**	**116**	**1**	**120**	**78**	**35**	**68**	**595**	**99.2**
Opponents		**6**	**1225**		**136-385**	**.353**	**54-176**	**.307**	**104-136**	**.765**	**90**	**132**	**222**	**37.0**	**125**	**1**	**78**	**115**	**20**	**40**	**430**	**71.7**

Team Statistics

	AM	OPP
Scoring	**595**	**430**
Points per game	99.2	71.7
Scoring margin	+27.5	-
Field goals-att	**208-390**	**136-385**
Field goal pct	.533	.353
3 point fg-att	**65-158**	**54-176**
3-point FG pct	.411	.307
3-pt FG made per game	10.8	9.0
Free throws-att	**114-167**	**104-136**
Free throw pct	.683	.765
F-Throws made per game	19.0	17.3
Rebounds	**245**	**222**
Rebounds per game	40.8	37.0
Rebounding margin	+3.8	-
Assists	**120**	**78**
Assists per game	20.0	13.0
Turnovers	**78**	**115**
Turnovers per game	13.0	19.2
Turnover margin	+6.2	-
Assist/turnover ratio	1.5	0.7
Steals	**68**	**40**
Steals per game	11.3	6.7
Blocks	**35**	**20**
Blocks per game	5.8	3.3
Winning streak	**6**	**-**
Home win streak	5	-
Attendance	**34502**	**7066**
Home games-Avg/Game	5-6900	1-7066
Neutral site-Avg/Game	-	0-0

Team Results

Date	Opponent		Score	Att.
11/03/2026	Alabama St.	W	97-66	6740
11/06/2026	Northern Ky.	W	104-67	6453
11/09/2026	ULM	W	108-67	6283
11/12/2026	Oklahoma St.	W	88-69	8606
11/16/2026	Southeastern La.	W	101-69	6420
11/19/2026	at TCU	Wot	97-92	7066

OVERALL SEASON/CAREER COMPARISON

Summary

	Season Statistics										Career Statistics									
Player	**GP-GS**	**MIN/G**	**FG%**	**3FG%**	**FT%**	**R/G**	**A/G**	**STL**	**BLK**	**PTS/G**	**GP-GS**	**MIN/G**	**FG%**	**3FG%**	**FT%**	**R/G**	**A/G**	**STL**	**BLK**	**PTS/G**
ARCHIE, Tyshawn	6-0	12.5	.571	.400	.500	2.5	2.2	7	0	6.7	104-39	20.5	.426	.335	.745	1.8	2.1	133	23	10.1
CLARK, Preston	1-0	0.4	.000	.000	.000	0.0	0.0	0	0	0.0	24-15	19.9	.398	.311	.760	2.3	0.9	11	3	5.7
CLEMENCE, Zach	6-3	18.8	.484	.444	.737	3.2	1.5	3	5	8.7	92-7	10.4	.437	.361	.650	2.3	0.6	37	33	4.1
GREEN, Jeremiah	3-0	1.4	.000	.000	1.000	0.7	0.0	0	0	0.7	11-0	3.4	.143	.333	1.000	0.3	0.4	2	0	0.8
GRIFFEN, Rylan	5-0	22.4	.500	.533	.889	3.4	1.0	3	3	7.6	143-80	22.0	.420	.367	.767	2.7	1.6	103	42	8.6
HAGGERTY, PJ	6-6	26.6	.605	.467	.714	3.8	2.8	10	0	20.7	109-103	33.3	.492	.345	.765	5.2	3.6	173	5	20.9
IRVING, Josh	6-0	13.6	.650	1.000	.600	4.7	0.3	1	10	6.0	6-0	13.6	.650	1.000	.600	4.7	0.3	1	10	6.0
MCDERMOTT, Chris	6-0	1.6	.500	.000	.000	0.7	0.0	0	0	0.3	30-1	3.3	.556	.000	.375	1.0	0.2	1	3	0.8
MGBAKO, Mackenzie	6-6	24.1	.377	.333	.737	5.3	2.2	10	4	11.7	78-77	25.3	.410	.330	.815	4.4	1.3	38	32	12.0
MORAN, Kyle	2-0	0.7	.000	.000	.000	0.0	0.5	0	0	0.0	2-0	0.7	.000	.000	.000	0.0	0.5	0	0	0.0
MUNDEY, Neiko	5-0	7.3	.600	.400	.800	0.6	0.2	4	0	4.8	5-0	7.3	.600	.400	.800	0.6	0.2	4	0	4.8
PHILLIPS, Cade	3-3	18.0	.667	.000	.375	5.3	1.0	2	8	7.7	64-12	13.6	.638	.000	.529	3.3	0.5	13	56	3.9
POPE, Jordan	6-6	24.9	.592	.406	.900	1.2	3.0	8	0	14.8	141-136	30.5	.433	.373	.860	2.2	2.3	108	7	13.5
REECE, Jalen	6-0	13.3	.308	.125	.000	1.7	2.8	9	0	1.5	38-10	22.1	.354	.282	.723	1.8	3.5	37	3	5.1
SHELLEY, Jalen	6-6	23.0	.628	.524	.478	7.7	3.0	8	4	12.7	53-32	20.4	.471	.312	.652	4.6	1.8	29	27	8.7
VINSON, Jamie	5-0	7.9	.400	.000	.500	1.2	0.2	2	1	2.0	44-0	6.4	.549	.211	.563	1.9	0.3	5	21	3.0
WALLS, Lukas	5-0	5.5	.000	.000	.000	0.4	0.4	1	0	0.0	104-27	17.5	.485	.425	.739	2.2	0.9	88	12	5.3

Scoring

	Season Statistics								Career Statistics							
Player	**FG-FGA**	**FG%**	**3FG-3FGA**	**3FG%**	**FT-FTA**	**FT%**	**PTS**	**PTS/G**	**FG-FGA**	**FG%**	**3FG-3FGA**	**3FG%**	**FT-FTA**	**FT%**	**PTS**	**PTS/G**
ARCHIE, Tyshawn	16-28	.571	4-10	.400	4-8	.500	40	6.7	391-917	.426	133-397	.335	140-188	.745	1055	10.1
CLARK, Preston	0-0	.000	0-0	.000	0-0	.000	0	0.0	47-118	.398	23-74	.311	19-25	.760	136	5.7
CLEMENCE, Zach	15-31	.484	8-18	.444	14-19	.737	52	8.7	128-293	.437	56-155	.361	65-100	.650	377	4.1
GREEN, Jeremiah	0-2	.000	0-0	.000	2-2	1.000	2	0.7	1-7	.143	1-3	.333	6-6	1.000	9	0.8
GRIFFEN, Rylan	11-22	.500	8-15	.533	8-9	.889	38	7.6	400-952	.420	227-618	.367	197-257	.767	1224	8.6
HAGGERTY, PJ	46-76	.605	7-15	.467	25-35	.714	124	20.7	769-1564	.492	108-313	.345	636-831	.765	2282	20.9
IRVING, Josh	13-20	.650	1-1	1.000	9-15	.600	36	6.0	13-20	.650	1-1	1.000	9-15	.600	36	6.0
MCDERMOTT, Chris	1-2	.500	0-0	.000	0-0	.000	2	0.3	10-18	.556	0-2	.000	3-8	.375	23	0.8
MGBAKO, Mackenzie	23-61	.377	10-30	.333	14-19	.737	70	11.7	316-770	.410	119-361	.330	185-227	.815	936	12.0
MORAN, Kyle	0-0	.000	0-0	.000	0-0	.000	0	0.0	0-0	.000	0-0	.000	0-0	.000	0	0.0
MUNDEY, Neiko	9-15	.600	2-5	.400	4-5	.800	24	4.8	9-15	.600	2-5	.400	4-5	.800	24	4.8
PHILLIPS, Cade	10-15	.667	0-0	.000	3-8	.375	23	7.7	97-152	.638	0-1	.000	55-104	.529	249	3.9
POPE, Jordan	29-49	.592	13-32	.406	18-20	.900	89	14.8	656-1514	.433	285-765	.373	313-364	.860	1910	13.5
REECE, Jalen	4-13	.308	1-8	.125	0-0	.000	9	1.5	68-192	.354	24-85	.282	34-47	.723	194	5.1
SHELLEY, Jalen	27-43	.628	11-21	.524	11-23	.478	76	12.7	160-340	.471	39-125	.312	103-158	.652	462	8.7
VINSON, Jamie	4-10	.400	0-0	.000	2-4	.500	10	2.0	56-102	.549	4-19	.211	18-32	.563	134	3.0
WALLS, Lukas	0-3	.000	0-3	.000	0-0	.000	0	0.0	182-375	.485	90-212	.425	99-134	.739	553	5.3

Totals

	Season Statistics								Career Statistics							
Player	**O-REB**	**D-REB**	**TOTAL**	**PF**	**FO**	**A**	**TO**	**A/TO**	**O-REB**	**D-REB**	**TOTAL**	**PF**	**FO**	**A**	**TO**	**A/TO**
ARCHIE, Tyshawn	3	12	15	3	0	13	7	1.9	35	154	189	127	1	217	129	1.7
CLARK, Preston	0	0	0	0	0	0	0	0.0	19	36	55	49	4	22	35	0.6
CLEMENCE, Zach	5	14	19	16	1	9	4	2.3	72	137	209	157	5	53	48	1.1
GREEN, Jeremiah	2	0	2	0	0	0	1	0.0	2	1	3	4	0	4	3	1.3
GRIFFEN, Rylan	6	11	17	3	0	5	8	0.6	105	284	389	233	5	226	166	1.4
HAGGERTY, PJ	6	17	23	15	0	17	18	0.9	117	449	566	232	2	391	320	1.2
IRVING, Josh	8	20	28	10	0	2	6	0.3	8	20	28	10	0	2	6	0.3
MCDERMOTT, Chris	1	3	4	2	0	0	0	0.0	15	16	31	10	0	5	2	2.5
MGBAKO, Mackenzie	8	24	32	16	0	13	6	2.2	91	256	347	161	2	99	97	1.0
MORAN, Kyle	0	0	0	1	0	1	0	0.0	0	0	0	1	0	1	0	0.0
MUNDEY, Neiko	1	2	3	3	0	1	2	0.5	1	2	3	3	0	1	2	0.5
PHILLIPS, Cade	9	7	16	5	0	3	0	0.0	102	106	208	103	0	35	27	1.3
POPE, Jordan	1	6	7	10	0	18	4	4.5	61	255	316	251	4	329	187	1.8
REECE, Jalen	2	8	10	12	0	17	7	2.4	6	62	68	64	0	133	48	2.8
SHELLEY, Jalen	12	34	46	8	0	18	10	1.8	44	199	243	90	0	96	71	1.4
VINSON, Jamie	2	4	6	11	0	1	2	0.5	27	57	84	51	0	13	15	0.9
WALLS, Lukas	0	2	2	1	0	2	2	1.0	69	161	230	183	6	96	82	1.2

2026-27 SEASON HIGHS		CAREER HIGHS
19 vs. ULM (11/9)	**PTS**	42 vs. LSU New Orleans (12/19/24)
7 vs. Northern Kentucky (11/6)	**FGM**	15 vs. LSU New Orleans (12/19/24)
3, 3x, last vs. Oklahoma State (11/12)	**3FGM**	8 vs. LSU New Orleans (12/19/24)
7 vs. Northern Kentucky (11/6)	**FTM**	11 vs. Auburn (1/7/25)
3, 2x, last vs. Oklahoma State (11/12)	**REB**	8 vs. Texas A&M (3/13/25)
6 vs. Oklahoma State (11/12)	**AST**	8, 2x, last vs. Chaminade (11/25/25)
--	**BLK**	1, 7x, last at Texas A&M (2/28/26)
3 vs. Alabama State (11/3)	**STL**	4, 2x, last at Oklahoma (1/15/25)
33 at TCU (11/19)	**MIN**	45, 2x, last at Cal Poly (12/4/23)
--	**DOUBLE-DOUBLE**	n/a
--	**20+ POINTS**	20x, last: 30 vs. Oklahoma (3/7/26)
--	**30+ POINTS**	4x, last: 30 vs. Oklahoma (3/7/26)
--	**40+ POINTS**	42 vs. LSU New Orleans (12/19/24)
--	**5+ ASSISTS**	15x, last: 8 vs. Chaminade (11/25/25)
--	**5+ 3FGM**	11x, last: 7 vs. Oklahoma (3/7/26)

2026-27 GAME-BY-GAME STATS

	MIN.	FG-A-PCT	3FG-A-PCT	FT-A-PCT	O-D-TOT	PF	A	TO	BLK	STL	PT
Alabama State*	30	4-9-.444	3-8-.375	6-7-.857	1-1-2	2	1	1	0	3	17
Northern Kentucky*	20	7-9-.778	3-5-.600	1-1-1.000	0-1-1	2	2	0	0	2	18
ULM*	19	6-11-.545	1-6-.167	6-6-1.000	0-1-1	1	3	0	0	2	19
Oklahoma State*	26	4-8-.500	3-7-.429	3-4-.750	0-3-3	3	6	2	0	1	14
Southeastern Louisiana*	21	3-3-1.000	1-1-1.000	2-2-1.000	0-0-0	0	3	0	0	0	9
at TCU*	33	5-9-.556	2-5-.400	0-0-.000	0-0-0	2	3	1	0	0	12
vs. Xavier											
vs. Marquette											
Stanford											
Arkansas-Pine Bluff											
vs. Florida State											
Holy Cross											
North Florida											
Prairie View											
Auburn											
at Missouri											
at South Carolina											
Arkansas											
LSU											
at Florida											
at Ole Miss											
Tennessee											
at Vanderbilt											
Oklahoma											
at Mississippi State											
Georgia											
at Texas											
Vanderbilt											
Alabama											
at LSU											
at Kentucky											
Texas											

CAREER STATS - ALL GAMES

	GP-GS	MIN.	FG-A-PCT	3FG-A-PCT	FT-A-PCT	O-D-TOT	PF	A	TO	BLK	STL	PT-AVG
2022-23*	32-31	1074	141-333-.423	60-159-.377	61-73-.836	13-70-83	50	74	46	2	29	403-12.6
2023-24*	32-32	1140	201-446-.451	66-178-.371	94-107-.879	20-62-82	42	109	72	3	21	562-17.6
2024-25!	35-32	891	134-308-.435	60-165-.364	56-64-.875	10-59-69	76	60	33	0	35	384-11.0
2025-26!	36-35	1046	151-378-.399	86-231-.372	84-100-.840	17-58-75	73	68	32	2	15	472-13.1
2026-27	6-6	149	29-49-.592	13-32-.406	18-20-.900	1-6-7	10	18	4	0	8	89-14.8
Total	**141-136**	**4299**	**656-1514-.433**	**285-765-.373**	**313-364-.860**	**61-255-316**	**251**	**329**	**187**	**7**	**108**	**1910-13.5**

* - at Oregon State; ! - atTexas



0 JORDAN POPE

Graduate • Guard • 6-1 • 180
Oakley, Calif. // Texas

CAREER NOTES

- Started 55 of the 59 games he played for the Longhorns, averaging 13.1 points, 2.1 rebounds and 1.9 assists per game as a senior.
- Logged four 20-plus point games as a senior, including a 30-point performance against Oklahoma that saw him drain seven 3-pointers.
- Posted a career-high 42 points against New Orleans his junior year, knocking down eight 3-pointers.
- Earned SEC First-Year Academic Honor Roll recognition.
- Spent the first two years of his collegiate career at Oregon State, where he played in all 64 games and missed just one start.
- Started all 32 games as a sophomore in 2023-24, leading the Beavers in scoring with 17.6 points, 3.4 assist, and 35.7 minutes per game.

2026-27 SEASON HIGHS		CAREER HIGHS
19 at TCU (11/19)	**PTS**	27 at San Francisco (2/4/26)
7 vs. Southeastern Louisiana (11/16)	**FGM**	9, 2x, last vs. San Diego (2/7/26)
4 vs. Southeastern Louisiana (11/16)	**3FGM**	4 vs. Southeastern Louisiana (11/16/26)
5 vs. Alabama State (11/3)	**FTM**	10 vs. Eastern Washington (11/5/25)
12 vs. Alabama State (11/3)	**REB**	13 vs. Ohio (11/25/25)
5 vs. Southeastern Louisiana (11/16)	**AST**	7, 2x, last vs. Oregon State (1/28/26)
1, 4x, last vs. Southeastern Louisiana (11/16)	**BLK**	4 vs. Purdue (2/7/25)
2, 2x, last at TCU (11/19)	**STL**	3 vs. Saint Louis (12/2/25)
32 at TCU (11/19)	**MIN**	45 vs. San Francisco (2/4/26)
14 pts, 10 reb. vs. Alabama State (11/3)	**DOUBLE-DOUBLE**	5x, last: 14 pts, 12 reb. vs. Alabama State (11/3/26)
4x, last: 19 at TCU (11/19)	**10+ POINTS**	24x, last: 19 at TCU (11/19/26)
--	**20+ POINTS**	4x, last: 24 vs. San Diego (2/7/26)
12 vs. Alabama State (11/3)	**10+ REB**	6x, last: 12 vs. Alabama State (11/3/26)

2026-27 GAME-BY-GAME STATS

	MIN.	FG-A-PCT	3FG-A-PCT	FT-A-PCT	O-D-TOT	PF	A	TO	BLK	STL	PT
Alabama State*	23	4-6-.667	1-2-.500	5-11-.455	1-11-12	0	3	3	0	1	14
Northern Kentucky*	19	5-10-.500	1-3-.333	2-3-.667	2-4-6	2	1	1	1	2	13
ULM*	16	2-4-.500	1-3-.333	0-0-.000	3-6-9	1	4	2	1	1	5
Oklahoma State*	22	3-5-.600	1-2-.500	0-2-.000	3-4-7	3	2	1	1	1	7
Southeastern Louisiana*	26	7-10-.700	4-6-.667	0-0-.000	2-4-6	1	5	0	1	1	18
at TCU*	32	6-8-.750	3-5-.600	4-7-.571	1-5-6	1	3	3	0	2	19
vs. Xavier											
vs. Marquette											
Stanford											
Arkansas-Pine Bluff											
vs. Florida State											
Holy Cross											
North Florida											
Prairie View											
Auburn											
at Missouri											
at South Carolina											
Arkansas											
LSU											
at Florida											
at Ole Miss											
Tennessee											
at Vanderbilt											
Oklahoma											
at Mississippi State											
Georgia											
at Texas											
Vanderbilt											
Alabama											
at LSU											
at Kentucky											
Texas											

CAREER STATS - ALL GAMES

	GP-GS	MIN.	FG-A-PCT	3FG-A-PCT	FT-A-PCT	O-D-TOT	PF	A	TO	BLK	STL	PT-AVG
2024-25*	22-1	167	15-39-.385	3-17-.176	11-20-.550	5-26-31	19	10	4	7	4	44-2.0
2025-26!	25-25	778	118-258-.457	25-87-.287	81-115-.704	27-139-166	63	68	57	16	17	342-13.7
2026-27	6-6	138	27-43-.628	11-21-.524	11-23-.478	12-34-46	8	18	10	4	8	76-12.7
Total	**53-32**	**1083**	**160-340-.471**	**39-125-.312**	**103-158-.652**	**44-199-243**	**90**	**96**	**71**	**27**	**29**	**462-8.7**

* - at USC; ! - at LMU



1 JALEN SHELLEY

Junior • Forward • 6-9 • 215
Little Elm, Texas // LMU

CAREER NOTES

- Spent his sophomore season at LMU, starting the first 25 games of the season before being sidelined by an injury.
- Earned All-WCC Honorable Mention accolades following his lone season with the Lions after averaging 13.7 points and ranking among the top-six in the West Coast Conference in rebounds per game with 6.6.
- Registered four double-doubles and four 20-point games on the year, scoring a careerhigh 27 at San Francisco.
- Opened his collegiate year with USC, playing in 22 games and making one start.
- Scored a season-high 10 points and collected six rebounds against Purdue.
- Received a 4-star ranking at Link Academy and led the team to the semifinals of the 2024 Chipotle Nationals.
- Played at Plano Prestonwood Christian High School his junior year where he helped the team to a 26-6 record and a TAPPS 6A state title averaging 18.3 points, 6.2 rebounds and 3.5 assists.

2026-27 SEASON HIGHS		CAREER HIGHS
5 vs. ULM (11/9)	**PTS**	17 vs. Texas A&M (3/7/26)
2 vs. ULM (11/9)	**FGM**	7 vs. Texas A&M (3/7/26)
1 vs. ULM (11/9)	**3FGM**	3, 2x, last at Ole Miss (2/25/26)
--	**FTM**	5 vs. Kentucky (1/14/26)
4 at TCU (11/19)	**REB**	6 at Kentucky (3/11/26)
4, 2x, last vs. Southeastern Louisiana (11/16)	**AST**	10 at Ole Miss (2/25/26)
--	**BLK**	1, 3x, last vs. Texas A&M (3/7/26)
3 vs. Northern Kentucky (11/6)	**STL**	3, 2x, last vs. Northern Kentucky (11/6/26)
15, 2x, last vs. ULM (11/9)	**MIN**	51 at Texas A&M (3/7/26)
--	**DOUBLE-DOUBLE**	1x, last: 11 pts, 10 ast. at Ole Miss (2/25/26)
--	**10+ POINTS**	9x, last: 11 at Kentucky (3/11/26)
--	**5+ ASSISTS**	10x, last: 7 at at Kentucky (3/11/26)
--	**10+ ASSISTS**	1x, last: 10 at Ole Miss (2/25/26)

2026-27 GAME-BY-GAME STATS

	MIN.	FG-A-PCT	3FG-A-PCT	FT-A-PCT	O-D-TOT	PF	A	TO	BLK	STL	PT
Alabama State	14	1-4-.250	0-3-.000	0-0-.000	0-1-1	2	3	1	0	1	2
Northern Kentucky	15	0-3-.000	0-2-.000	0-0-.000	0-1-1	1	3	1	0	3	0
ULM	15	2-4-.500	1-3-.333	0-0-.000	0-1-1	3	4	3	0	0	5
Oklahoma State	11	0-1-.000	0-0-.000	0-0-.000	0-0-0	2	1	0	0	1	0
Southeastern Louisiana	14	1-1-1.000	0-0-.000	0-0-.000	1-2-3	2	4	2	0	2	2
at TCU	11	0-0-.000	0-0-.000	0-0-.000	1-3-4	2	2	0	0	2	0
vs. Xavier											
vs. Marquette											
Stanford											
Arkansas-Pine Bluff											
vs. Florida State											
Holy Cross											
North Florida											
Prairie View											
Auburn											
at Missouri											
at South Carolina											
Arkansas											
LSU											
at Florida											
at Ole Miss											
Tennessee											
at Vanderbilt											
Oklahoma											
at Mississippi State											
Georgia											
at Texas											
Vanderbilt											
Alabama											
at LSU											
at Kentucky											
Texas											

CAREER STATS - ALL GAMES

	GP-GS	MIN.	FG-A-PCT	3FG-A-PCT	FT-A-PCT	O-D-TOT	PF	A	TO	BLK	STL	PT-AVG
2025-26[!]	32-10	761	64-179-.358	23-77-.299	34-47-.723	4-54-58	52	116	41	3	28	185-5.8
2026-27	6-0	80	4-13-.308	1-8-.125	0-0-.000	2-8-10	12	17	7	0	9	9-1.5
Total	**38-10**	**841**	**68-192-.354**	**24-85-.282**	**34-47-.723**	**6-62-68**	**64**	**133**	**48**	**3**	**37**	**194-5.1**

! - at LSU



2 JALEN REECE

Sophomore • Guard • 6-0 • 185
Orlando, Fla. // LSU

CAREER NOTES

- Spent his freshman season at LSU, playing in all 32 games while logging 10 starts.
- Averaged 7.1 points and 4.7 assist per game, finishing the season ranked third in the conference with a 2.8 assist/turnover ratio and 12th averaging 3.6 assists in league play.
- Scored in double figures eight times against SEC opponents.
- Registered a season-high 17 points against the Aggies in the regular season finale and recorded his first double-double with 11 points and 10 assists against Ole Miss.
- Received a 4-star ranking at Oak Ridge High School in Orlando, Florida, and earned a selection to participate in the Jordan Brand Classic.
- Averaged 22.0 points and 7.7 assists per game as a high school senior under his father, coach Steven Reece.

SEASON/CAREER HIGHS

PTS	11 vs. Southeastern Louisiana (11/16)
FGM	4 vs. Southeastern Louisiana (11/16)
3FGM	2 vs. Southeastern Louisiana (11/16)
FTM	4 vs. Southeastern Louisiana (11/16)
REB	3 vs. Southeastern Louisiana (11/16)
AST	1 vs. Southeastern Louisiana (11/16)
BLK	--
STL	2 vs. Southeastern Louisiana (11/16)
MIN	12 vs. ULM (11/9)

DOUBLE-DOUBLE	n/a
10+ POINTS	n/a

2026-27 GAME-BY-GAME STATS

	MIN.	FG-A-PCT	3FG-A-PCT	FT-A-PCT	O-D-TOT	PF	A	TO	BLK	STL	PT
Alabama State		-- DNP --									
Northern Kentucky	10	2-3-.667	0-1-.000	0-0-.000	0-1-1	1	0	0	0	1	4
ULM	12	3-6-.500	1-2-.500	1-1-1.000	0-0-0	2	0	1	0	1	8
Oklahoma State	5	0-0-.000	0-0-.000	1-2-.500	0-1-1	0	0	0	0	0	1
Southeastern Louisiana	8	4-6-.667	2-5-.400	4-5-.800	1-2-3	0	1	1	0	2	11
at TCU	1	0-0-.000	0-0-.000	0-0-.000	0-0-0	0	0	0	0	0	0
vs. Xavier											
vs. Marquette											
Stanford											
Arkansas-Pine Bluff											
vs. Florida State											
Holy Cross											
North Florida											
Prairie View											
Auburn											
at Missouri											
at South Carolina											
Arkansas											
LSU											
at Florida											
at Ole Miss											
Tennessee											
at Vanderbilt											
Oklahoma											
at Mississippi State											
Georgia											
at Texas											
Vanderbilt											
Alabama											
at LSU											
at Kentucky											
Texas											

CAREER STATS - ALL GAMES

	GP-GS	MIN.	FG-A-PCT	3FG-A-PCT	FT-A-PCT	O-D-TOT	PF	A	TO	BLK	STL	PT-AVG
2026-27	5-0	36	9-15-.600	2-5-.400	4-5-.800	1-2-3	3	1	2	0	4	24-4.8



3 NEIKO MUNDEY

Freshman • Guard • 6-1 • 190
Washington, D.C. // Prince George's Christian Acad.

CAREER NOTES

- Enrolled in January 2026 and practiced with the team.
- Was a top-50 player in the 2026 class, rated as a 4-star prospect by all three major outlets.
- Averaged 21 points per game, shooting 44-percent from the field and 40-percent from 3-point range, adding 1.8 steals per game at Prince George's Christian Academy in 2024-25.
- In his last AAU season, averaged 21.7 points, 3.0 rebounds and 1.2 steals per game while shooting 49.4-percent from the field and 44.6-percent from 3-point range.

2026-27 SEASON HIGHS		CAREER HIGHS
29 at TCU (11/19)	**PTS**	42 vs. Wichita State (3/14/25)
12 at TCU (11/19)	**FGM**	16 vs. Wichita State (3/14/25)
2, 2x, last at TCU (11/19)	**3FGM**	5 vs. Mississippi Valley State (12/8/25)
7, 2x, last vs. Southeastern Louisiana (11/16)	**FTM**	19 vs. South Carolina State (11/20/23)
7 at TCU (11/19)	**REB**	10, 4x, last at Colorado (2/25/26)
7 at TCU (11/19)	**AST**	11 vs. Bellarmine (11/8/25)
--	**BLK**	1, 5x, last vs. UNC Greensboro (11/8/25)
3 at TCU (11/19)	**STL**	7 vs. Louisiana Tech (12/4/24)
38 at TCU (11/19)	**MIN**	44 at Clemson (12/14/24)
--	**DOUBLE-DOUBLE**	5x, last: 25 pts, 10 reb. at Colorado (2/25/26)
4x, last: 29 at TCU (11/19)	**20+ POINTS**	69x, last: 29 at TCU (11/19/26)
--	**30+ POINTS**	8x, last: 34 vs. Baylor (2/17/26)
--	**40+ POINTS**	42 vs. Wichita State (3/14/25)
--	**10+ REBOUNDS**	4x, last: 10 at Colorado (2/25/26)
7 at TCU (11/19)	**5+ AST**	20x, last: 7 at TCU (11/19/26)

2026-27 GAME-BY-GAME STATS

	MIN.	FG-A-PCT	3FG-A-PCT	FT-A-PCT	O-D-TOT	PF	A	TO	BLK	STL	PT
Alabama State*	27	8-14-.571	1-3-.333	5-8-.625	2-1-3	3	0	3	0	1	22
Northern Kentucky*	19	4-6-.667	2-2-1.000	0-2-.000	0-2-2	1	3	1	0	2	10
ULM*	20	9-13-.692	1-2-.500	3-3-1.000	1-4-5	2	3	2	0	1	22
Oklahoma State*	22	7-14-.500	1-4-.250	7-8-.875	0-2-2	2	2	4	0	1	22
Southeastern Louisiana*	25	6-10-.600	0-1-.000	7-7-1.000	1-3-4	3	2	3	0	2	19
at TCU*	38	12-19-.632	2-3-.667	3-7-.429	2-5-7	4	7	5	0	3	29
vs. Xavier											
vs. Marquette											
Stanford											
Arkansas-Pine Bluff											
vs. Florida State											
Holy Cross											
North Florida											
Prairie View											
Auburn											
at Missouri											
at South Carolina											
Arkansas											
LSU											
at Florida											
at Ole Miss											
Tennessee											
at Vanderbilt											
Oklahoma											
at Mississippi State											
Georgia											
at Texas											
Vanderbilt											
Alabama											
at LSU											
at Kentucky											
Texas											

CAREER STATS - ALL GAMES

	GP-GS	MIN.	FG-A-PCT	3FG-A-PCT	FT-A-PCT	O-D-TOT	PF	A	TO	BLK	STL	PT-AVG
2022-23!	6-0	54	5-9-.556	0-1-.000	7-9-.778	1-8-9	3	5	4	0	2	17-2.8
2023-24*	31-31	1045	199-404-.493	22-76-.289	237-309-.767	32-137-169	53	119	80	1	60	657-21.2
2024-25$	35-35	1282	248-521-.476	39-107-.364	224-274-.818	40-162-202	80	131	116	3	64	759-21.7
2025-26^	31-31	1091	271-554-.489	40-114-.351	143-204-.351	38-125-163	81	119	102	1	37	725-23.4
2026-27	6-6	159	46-76-.605	7-15-.467	25-35-.714	6-17-23	15	17	18	0	10	124-20.7
Total	**109-103**	**3631**	**769-1564-.492**	**108-313-.345**	**636-831-.765**	**117-449-566**	**232**	**391**	**320**	**5**	**173**	**2282-20.9**

! - at TCU; * - at Tusla; $ - at Memphis; ^ - at Kansas State



4 PJ HAGGERTY

Graduate • Gaurd • 6-4 • 195
Baytown, Texas // Kansas State

CAREER NOTES

- Added to the Wooden Award Preseason Top 50 Watch List and the Naismith Men's College Player of the Year Watch List.
- Was named to the Preseason All-SEC Third Team by the league's coaches and media prior to his final collegiate season, while also earning a spot on the Jerry West Shooting Guard of the Year Preseason Top 20 Watch List.
- Spent the 2025-26 season at Kansas State, starting in all 31 games he appeared in and Earning Big 12 Honorable Mention and AP All-America Honorable Mention recognition.
- Ranked fourth nationally and second in the Big 12, averaging 23.4 points per game on 48.9-percent shooting, along with 5.3 rebounds and 3.8 assists per game for the Wildcats.
- Tallied five 30-point games on the year, scoring a season-high 37 against Mississippi State.
- Spent the 2024-25 season as a redshirt junior at Memphis, appearing in all 35 games, averaging 21.7 points per game on 47.6-percent shooting, while also contributing 5.8 rebounds, 3.7 assists and 1.8 steals per game.
- Led the Tigers to the NCAA Tournament after they claimed both an American Athletic Conference regular season and tournament titles.
- Named AAC Player of the Year as well as a Second Team All-American by AP, USBWA and Sporting News, and a Third Team All-American by the NABC.
- Finished as a top-five finalist for the Jerry West Shooting Guard of the Year Award and a top-15 finalist for the John R. Wooden Award and was invited to the NBA Draft Combine following his impressive sophomore season.
- In his redshirt sophomore year at Tulsa, he started 31 games, averaging 21.2 points, 5.5 rebounds and 3.8 assists per game.
- Was named the 2024 AAC Freshman of the Year while also earning All-AAC Third Team honors.

2026-27 SEASON HIGHS		CAREER HIGHS
12 vs. Southeastern Louisiana (11/16)	**PTS**	24 at LSU (3/7/26)
4 vs. Southeastern Louisiana (11/16)	**FGM**	7, 6x, last at LSU (3/7/26)
3 vs. Southeastern Louisiana (11/16)	**3FGM**	5, 7x, last at LSU (3/7/26)
5 vs. Oklahoma State (11/12)	**FTM**	8 at Alabama (2/4/26)
6 vs. ULM (11/9)	**REB**	7, 6x, last at LSU (3/7/26)
2, 2x, last vs. ULM (11/9)	**AST**	8 vs. Clemson (3/30/24)
2 vs. Oklahoma State (11/12)	**BLK**	3 at LSU (3/7/26)
2 vs. Northern Kentucky (11/6)	**STL**	6, 2x, last at LSU (3/7/26)
28 at TCU (11/19)	**MIN**	46 at LSU (3/7/26)
--	**DOUBLE-DOUBLE**	n/a
--	**15+ POINTS**	24x, last: 24 at LSU (3/7/26)
--	**20+ POINTS**	4x, last: 24 at LSU (3/7/26)
--	**5+ 3FG MADE**	7x, last: 5 at LSU (3/7/26)
--	**5+ ASSISTS**	12x, last: 5 at Arkansas (2/25/26)

2026-27 GAME-BY-GAME STATS

	MIN.	FG-A-PCT	3FG-A-PCT	FT-A-PCT	O-D-TOT	PF	A	TO	BLK	STL	PT
Alabama State		-- DNP --									
Northern Kentucky	16	2-5-.400	2-4-.500	2-2-1.000	0-2-2	2	2	3	0	2	8
ULM	20	1-4-.250	1-2-.500	4-4-1.000	2-4-6	0	2	0	0	1	7
Oklahoma State	27	3-4-.750	2-3-.667	2-3-.667	2-3-5	0	1	2	2	0	9
Southeastern Louisiana	21	4-4-1.000	3-3-1.000	1-1-1.000	0-1-1	1	0	2	0	0	12
at TCU	28	1-5-.200	0-3-.000	0-0-.000	2-1-3	0	0	1	1	0	2
vs. Xavier											
vs. Marquette											
Stanford											
Arkansas-Pine Bluff											
vs. Florida State											
Holy Cross											
North Florida											
Prairie View											
Auburn											
at Missouri											
at South Carolina											
Arkansas											
LSU											
at Florida											
at Ole Miss											
Tennessee											
at Vanderbilt											
Oklahoma											
at Mississippi State											
Georgia											
at Texas											
Vanderbilt											
Alabama											
at LSU											
at Kentucky											
Texas											

CAREER STATS - ALL GAMES

	GP-GS	MIN.	FG-A-PCT	3FG-A-PCT	FT-A-PCT	O-D-TOT	PF	A	TO	BLK	STL	PT-AVG
2022-23*	37-0	582	72-197-.365	41-136-.301	33-45-.733	28-67-95	35	27	28	7	22	218-5.9
2023-24*	36-33	947	132-291-.454	74-189-.392	64-79-.810	33-88-121	74	67	52	9	19	402-11.2
2024-25!	33-20	667	70-188-.372	41-122-.336	27-40-.675	15-54-69	49	46	30	9	9	208-6.3
2025-26	32-27	831	115-254-.453	63-156-.404	65-84-.774	23-64-87	72	80	48	14	50	358-11.2
2026-27	5-0	112	11-22-.500	8-15-.533	8-9-.889	6-11-17	3	5	8	3	3	38-7.6
Total	**143-80**	**3139**	**400-952-.420**	**227-618-.367**	**197-257-.767**	**105-284-389**	**233**	**226**	**166**	**42**	**103**	**1224-8.6**

! - at Kansas; * - at Alabama



5 RYLAN GRIFFEN

5th Year • Guard • 6-5 • 181
Dallas, Texas // Kansas

CAREER NOTES

- Played in 32 games, making 27 starts for the Aggies last season, and finished the year second on the team in scoring (11.2) while leading the way in steals (1.6) and ranking third in assists (2.5).
- Ranked ninth in the SEC averaging 1.6 steals and 10th with 50 total takeaways on the year.
- Prior to arriving in Aggieland, started 20 of 33 games in his junior season at Kansas, averaging 6.3 points per game.
- Spent his first two collegiate seasons at Alabama where he was part of their 2024 Final Four team.
- Started 33 of 36 games as a sophomore with the Crimson Tide, averaging 11.2 points, 3.4 rebounds and 1.9 assists.
- Helped Richardson High School rank as the top public school in the country and No. 2 overall in ESPN's 2022 high school rankings, averaging 20.6 points, 4.4.4 rebounds and 2.0 assists as a senior en route to earning District 7-6A Offensive MVP honors.

CAREER HIGHS

PTS	16 at William Jewell (1/8/26)
FGM	6, 2x, at William Jewell (1/8/26)
3FGM	4 at William Jewell (1/8/26)
FTM	4 vs. Northern Michigan (11/14/25)
REB	5 vs. Missouri Southern State (11/21/25)
AST	5 vs. Harris-Stowe (12/16/25)
BLK	1, 3x, last at Rockhurst (1/10/26)
STL	2, 3x, last vs. St. Louis Pharmacy (12/19/25)
MIN	39 vs. Michigan Tech (11/15/25)
DOUBLE-DOUBLE	n/a
10+ POINTS	3x, last: 13 vs. Lewis (1/4/26)
15+ POINTS	2x, last: 16 at William Jewell (1/8/26)

2026-27 GAME-BY-GAME STATS

	MIN.	FG-A-PCT	3FG-A-PCT	FT-A-PCT	O-D-TOT	PF	A	TO	BLK	STL	PT
Alabama State		-- DNP --									
Northern Kentucky		-- DNP --									
ULM	0	0-0-.000	0-0-.000	0-0-.000	0-0-0	0	0	0	0	0	0
Oklahoma State		-- DNP --									
Southeastern Louisiana		-- DNP --									
at TCU		-- DNP --									
vs. Xavier											
vs. Marquette											
Stanford											
Arkansas-Pine Bluff											
vs. Florida State											
Holy Cross											
North Florida											
Prairie View											
Auburn											
at Missouri											
at South Carolina											
Arkansas											
LSU											
at Florida											
at Ole Miss											
Tennessee											
at Vanderbilt											
Oklahoma											
at Mississippi State											
Georgia											
at Texas											
Vanderbilt											
Alabama											
at LSU											
at Kentucky											
Texas											

CAREER STATS - ALL GAMES

	GP-GS	MIN.	FG-A-PCT	3FG-A-PCT	FT-A-PCT	O-D-TOT	PF	A	TO	BLK	STL	PT-AVG
2022-23!		-- DNP --										
2023-24!	3-0	3	0-1-.000	0-1-.000	0-0-.000	0-0-0	0	0	0	0	0	0-0.0
2024-25!	4-0	14	0-4-.000	0-3-.000	1-2-.500	3-3-6	0	1	1	0	1	1-0.3
2025-26*	16-15	461	47-113-.416	23-70-.370	18-23-.565	16-33-49	49	21	34	3	10	135-8.4
2026-27	1-0	0	0-0-.000	0-0-.000	0-0-.000	0-0-0	0	0	0	0	0	0-0.0
Total	**24-15**	**478**	**47-118-.398**	**23-74-.311**	**19-25-.760**	**19-36-55**	**49**	**22**	**35**	**3**	**11**	**136-5.7**

! - at Texas; * - at Maryville



6 PRESTON CLARK

Graduate • Forward • 6-6 • 216
Austin, Texas // Maryville University

CAREER NOTES

- Started 15 of the 16 games he appeared for D-II Maryville University in 2025-26, averaging 8.0 points and 3.0 rebounds while shooting 42.0-percent from the field.
- Appeared in seven games through three seasons at Texas, earning 2023 Big 12 Academic All-Rookie Team honors.
- Helped Westlake High School post a 38-2 record and advance to the UIL Class 6A state semifinals.

2026-27 SEASON HIGHS		CAREER HIGHS
14, 2x, last at TCU (11/19)	**PTS**	29 at Arkansas (2/25/26)
5 at TCU (11/19)	**FGM**	11 at Arkansas (2/25/26)
3, 2x, last at TCU (11/19)	**3FGM**	7 vs. South Carolina (1/24/26)
5, 2x, last vs. Oklahoma State (11/12)	**FTM**	5, 2x, last vs. Oklahoma State (11/12/26)
7 at TCU (11/19)	**REB**	12 at LSU (3/7/26)
4 at TCU (11/19)	**AST**	4, 2x, last at TCU (11/19/26)
2 vs. Northern Kentucky (11/6)	**BLK**	3, 2x, last vs. South Carolina (1/24/26)
2 vs. ULM (11/9)	**STL**	3 vs. Florida (2/7/26)
31 at TCU (11/19)	**MIN**	40 at LSU (3/7/26)
--	**DOUBLE-DOUBLE**	n/a
3x, last: 14 at TCU (11/19)	**10+ POINTS**	12x, last: 14 at TCU (11/19/26)
--	**10+ REBOUNDS**	12 at LSU (3/7/26)

2026-27 GAME-BY-GAME STATS

	MIN.	FG-A-PCT	3FG-A-PCT	FT-A-PCT	O-D-TOT	PF	A	TO	BLK	STL	PT
Alabama State	11	1-3-.333	1-1-1.000	1-2-.500	0-0-0	2	1	1	0	0	4
Northern Kentucky	14	3-6-.500	0-2-.000	2-3-.667	3-1-4	3	0	0	2	0	8
ULM	16	2-6-.333	1-3-.333	5-5-1.000	1-2-3	1	1	0	0	2	10
Oklahoma State*	21	3-4-.750	3-4-.750	5-7-.714	0-4-4	3	1	3	1	0	14
Southeastern Louisiana*	19	1-3-.333	0-1-.000	0-0-.000	1-0-1	2	2	0	1	0	2
at TCU*	31	5-9-.556	3-7-.429	1-2-.500	0-7-7	5	4	0	1	1	14
vs. Xavier											
vs. Marquette											
Stanford											
Arkansas-Pine Bluff											
vs. Florida State											
Holy Cross											
North Florida											
Prairie View											
Auburn											
at Missouri											
at South Carolina											
Arkansas											
LSU											
at Florida											
at Ole Miss											
Tennessee											
at Vanderbilt											
Oklahoma											
at Mississippi State											
Georgia											
at Texas											
Vanderbilt											
Alabama											
at LSU											
at Kentucky											
Texas											

CAREER STATS - ALL GAMES

	GP-GS	MIN.	FG-A-PCT	3FG-A-PCT	FT-A-PCT	O-D-TOT	PF	A	TO	BLK	STL	PT-AVG
2021-22!	24-0	117	15-40-.3750	6-22-.273	14-29-.483	17-27-44	21	10	6	7	8	50-2.1
2022-23!	20-0	112	11-34-.324	4-18-.222	2-6-.333	8-17-25	18	2	7	7	2	28-1.4
2023-24!			-- DNP --									
2024-25!	8-0	42	4-9-.444	0-2-.000	3-5-.600	6-5-11	8	3	3	1	5	11-1.4
2025-26	34-4	575	83-179-.464	38-95-.400	32-41-.780	36-74-110	94	29	28	13	19	236-6.9
2026-27	6-3	113	15-31-.484	8-18-.444	14-19-.737	5-14-19	16	9	4	5	3	52-8.7
Total	**92-7**	**959**	**128-293-.437**	**56-155-.361**	**65-100-.650**	**72-137-209**	**157**	**53**	**48**	**33**	**37**	**377-4.1**

! - at Kansas



7 ZACH CLEMENCE

Graduate • Forward • 6-11 • 230
San Antonio, Texas // Kansas

CAREER NOTES

- Played in all 34 games for Texas A&M last season, making four starts, and averaged 6.9 points while ranking third on the team grabbing 3.2 rebounds per game and blocking 13 shots on the year.
- Scored a career-high 29 points, shooting 78.6-percent (11-14) from the field at Arkansas.
- Played for Kansas for three seasons where he received Academic All-Big 12 First Team and CSC Academic All-District recognition in 2023.
- His 2024-25 campaign was cut short due to an injury after redshirting the 2023-24 season.
- Appeared in 20 games as a sophomore in 2022-23, seeing limited minutes off the bench.
- Played in 24 games his freshman year in Kansas' 2022 National Championship season.
- In high school, played his junior and senior seasons at Sunrise Academy in Bel Aire, Kansas, averaging 10.5 points and 5.0 rebounds per game.

2026-27 SEASON HIGHS		CAREER HIGHS
12, 2x, last vs. ULM (11/9)	**PTS**	25 vs. Southeastern Louisiana (1/10/26)
5, 2x, last vs. ULM (11/9)	**FGM**	11 at Southeastern Louisiana (1/10/26)
2 vs. Northern Kentucky (11/6)	**3FGM**	5, 2x, last at Northwestern State (2/16/26)
3 vs. Southeastern Louisiana (11/16)	**FTM**	6 at Little Rock (11/25/23)
8 vs. Alabama State (11/3)	**REB**	8 vs. Alabama State (11/3/26)
4 vs. Southeastern Louisiana (11/16)	**AST**	6, 2x, last at SFA (2/2/26)
--	**BLK**	4 vs. Lamar University (1/2/16)
5 vs. ULM (11/9)	**STL**	5, 2x, last vs. ULM (11/9/26)
20 vs. Alabama State (11/3)	**MIN**	37 at New Orleans (2/28/36)
--	**DOUBLE-DOUBLE**	n/a
3x, last: 12 vs. ULM (11/9)	**10+ POINTS**	55x, last: 12 vs. ULM (11/9/26)
--	**20+ POINTS**	4x, last: 24 at Northwestern State (2/16/26)
--	**5+ 3FGM**	2x, last: 5 at Northwestern State (2/16/26)

2026-27 GAME-BY-GAME STATS

	MIN.	FG-A-PCT	3FG-A-PCT	FT-A-PCT	O-D-TOT	PF	A	TO	BLK	STL	PT
Alabama State	20	5-8-.625	1-1-1.000	0-2-.000	2-6-8	1	3	1	0	2	11
Northern Kentucky	15	5-6-.833	2-3-.667	0-0-.000	0-2-2	0	1	2	0	0	12
ULM	16	5-8-.625	1-3-.333	1-1-1.000	0-2-2	1	3	2	0	5	12
Oklahoma State	8	0-2-.000	0-1-.000	0-0-.000	1-0-1	1	1	2	0	0	0
Southeastern Louisiana	13	1-3-.333	0-1-.000	3-5-.600	0-2-2	0	4	0	0	0	5
at TCU	3	0-1-.000	0-1-.000	0-0-.000	0-0-0	0	1	0	0	0	0
vs. Xavier											
vs. Marquette											
Stanford											
Arkansas-Pine Bluff											
vs. Florida State											
Holy Cross											
North Florida											
Prairie View											
Auburn											
at Missouri											
at South Carolina											
Arkansas											
LSU											
at Florida											
at Ole Miss											
Tennessee											
at Vanderbilt											
Oklahoma											
at Mississippi State											
Georgia											
at Texas											
Vanderbilt											
Alabama											
at LSU											
at Kentucky											
Texas											

CAREER STATS - ALL GAMES

	GP-GS	MIN.	FG-A-PCT	3FG-A-PCT	FT-A-PCT	O-D-TOT	PF	A	TO	BLK	STL	PT-AVG
2023-24[!]	31-0	448	79-173-.457	28-76-.368	37-48-.771	3-39-42	33	42	26	5	33	223-7.2
2024-25[!]	33-15	730	117-303-.386	36-135-.267	36-62-.581	15-51-66	42	64	45	6	36	306-9.3
2025-26[*]	34-24	873	179-413-.433	65-176-.369	63-70-.900	14-52-66	49	98	51	12	57	486-14.3
2026-27	6-0	75	16-28-.571	4-10-.400	4-8-.500	3-12-15	3	13	7	0	7	40-6.7
Total	**104-39**	**2130**	**391-917-.426**	**133-397-.335**	**140-188-.745**	**35-154-189**	**127**	**217**	**129**	**23**	**133**	**1055-10.1**

! - at Tulsa; * - at McNeese



8 TYSHAWN ARCHIE

Senior • Guard • 6-1 • 175
Houston, Texas // McNeese

CAREER NOTES

- Spent the 2025-26 season at McNeese starting 23 of the 34 games as a junior, averaging 14.3 points, 2.9 assists and 1.7 steals.
- Earned First Team All-Southland Conference accolades after helping lead the Cowboys to a conference tournament title and the NCAA Tournament.
- As a sophomore at Tulsa, started in 15 of the 31 games and averaged 9.3 points and 2.0 rebounds, scoring in double figures on 16 occasions.
- Named to the American Athletic Conference All-Freshman Team.
- Attended SPIRE Academy where he averaged 17.0 points, 4.5 assists and 2.0 steals.
- Earned First Team Class 6A All-District honors as a junior at Houston's C.E. King High School.

2026-27 SEASON HIGHS		CAREER HIGHS
6 vs. Alabama State (11/3)	**PTS**	14 vs. Jacksonville (12/14/25)
3 vs. Alabama State (11/3)	**FGM**	6 vs. Jacksonville (12/14/25)
--	**3FGM**	1, 4x, last vs. Missouri (2/11/26)
1, 2x, last vs. ULM (11/9)	**FTM**	3 vs. Texas Southern (11/6/25)
2, 2x, last vs. Northern Kentucky (11/6)	**REB**	7 vs. Florida (2/7/26)
1 vs. Northern Kentucky (11/6)	**AST**	3 vs. Manhattan (11/21/25)
1 vs. Alabama State (11/3)	**BLK**	2, 4x, last vs. Mississippi State (1/21/26)
2 vs. Oklahoma State (11/12)	**STL**	2 vs. Oklahoma State (11/12/26)
11 vs. Alabama State (11/3)	**MIN**	16 vs. Manhattan (11/21/25)
--	**DOUBLE-DOUBLE**	n/a
--	**10+ POINTS**	2x, last: 14 vs. Jacksonville (12/14/25)
--	**10+ REBOUNDS**	n/a

2026-27 GAME-BY-GAME STATS

	MIN.	FG-A-PCT	3FG-A-PCT	FT-A-PCT	O-D-TOT	PF	A	TO	BLK	STL	PT
Alabama State	11	3-5-.600	0-0-.000	0-0-.000	2-0-2	1	0	0	1	0	6
Northern Kentucky	8	0-1-.000	0-0-.000	1-2-.500	0-2-2	4	1	0	0	0	1
ULM	8	0-2-.000	0-0-.000	1-2-.500	0-1-1	3	0	0	0	0	1
Oklahoma State	8	0-0-.000	0-0-.000	0-0-.000	0-0-0	3	0	1	0	2	0
Southeastern Louisiana	5	1-2-.500	0-0-.000	0-0-.000	0-1-1	0	0	1	0	0	2
at TCU		-- DNP --									
vs. Xavier											
vs. Marquette											
Stanford											
Arkansas-Pine Bluff											
vs. Florida State											
Holy Cross											
North Florida											
Prairie View											
Auburn											
at Missouri											
at South Carolina											
Arkansas											
LSU											
at Florida											
at Ole Miss											
Tennessee											
at Vanderbilt											
Oklahoma											
at Mississippi State											
Georgia											
at Texas											
Vanderbilt											
Alabama											
at LSU											
at Kentucky											
Texas											

CAREER STATS - ALL GAMES

	GP-GS	MIN.	FG-A-PCT	3FG-A-PCT	FT-A-PCT	O-D-TOT	PF	A	TO	BLK	STL	PT-AVG
2024-25	9-0	43	9-12-.750	1-1-1.000	1-2-.500	2-8-10	6	1	0	3	1	20-2.2
2025-26	30-0	201	43-80-.538	3-18-.167	15-26-.577	23-45-68	34	11	13	17	2	104-3.5
2026-27	5-0	40	4-10-.400	0-0-.000	2-4-.500	2-4-6	11	1	2	1	2	10-2.0
Total	**44-0**	**283**	**56-102-.549**	**4-19-.211**	**18-32-.563**	**27-57-84**	**51**	**13**	**15**	**21**	**5**	**134-3.0**



9 JAMIE VINSON

Junior • Forward • 6-11 • 250
Austin, Texas // Texas

CAREER NOTES

- Played in 30 games for the Aggies last year and finished the year second on the team in blocks (17), while adding 3.5 points and 2.3 rebounds off the bench.
- Began his collegiate career at Texas, seeing limited minutes off the bench in his lone season with the Longhorns.
- Spent his final two high school seasons at Oak Hill Academy, ranking as the No. 26 center nationally by Rivals and the No. 36 center by ESPN in the class of 2024.
- Helped Oak Hill post a 25-6 record during his senior season.
- Attended St. Michael's Catholic Academy for his first two season of high school basketball.

2026-27- SEASON HIGHS		CAREER HIGHS
2 vs. Southeastern Louisiana (11/16)	PTS	5 vs. Mississippi Valley State (11/25/25)
--	FGM	1 vs. Mississippi Valley State (11/25/25)
--	3FGM	1 vs. Mississippi Valley State (11/25/25)
2 vs. Southeastern Louisiana (11/16)	FTM	2, 3x, last vs. Southeastern Louisiana (11/16/26)
2 vs. Southeastern Louisiana (11/16)	REB	2 vs. Southeastern Louisiana (11/16/26)
--	AST	2 vs. East Texas A&M (12/21/25)
--	BLK	--
--	STL	1, 2x, last vs. Mississippi Valley State (11/25/25)
2 vs. Southeastern Louisiana (11/16)	MIN	10 vs. Mississippi Valley State (11/25/25)
--	DOUBLE-DOUBLE	n/a
--	10+ POINTS	n/a
--	5+ 3FG MADE	n/a
--	5+ ASSISTS	n/a

2026-27 GAME-BY-GAME STATS

	MIN.	FG-A-PCT	3FG-A-PCT	FT-A-PCT	O-D-TOT	PF	A	TO	BLK	STL	PT
Alabama State	1	0-0-.000	0-0-.000	0-0-.000	0-0-0	0	0	0	0	0	0
Northern Kentucky	1	0-1-.000	0-0-.000	0-0-.000	0-0-0	0	0	0	0	0	0
ULM		-- DNP --									
Oklahoma State		-- DNP --									
Southeastern Louisiana	2	0-1-.000	0-0-.000	2-2-1.000	2-0-2	0	0	1	0	0	2
at TCU		-- DNP --									
vs. Xavier											
vs. Marquette											
Stanford											
Arkansas-Pine Bluff											
vs. Florida State											
Holy Cross											
North Florida											
Prairie View											
Auburn											
at Missouri											
at South Carolina											
Arkansas											
LSU											
at Florida											
at Ole Miss											
Tennessee											
at Vanderbilt											
Oklahoma											
at Mississippi State											
Georgia											
at Texas											
Vanderbilt											
Alabama											
at LSU											
at Kentucky											
Texas											

CAREER STATS - ALL GAMES

	GP-GS	MIN.	FG-A-PCT	3FG-A-PCT	FT-A-PCT	O-D-TOT	PF	A	TO	BLK	STL	PT-AVG
2025-26	8-0	33	1-5-.200	1-3-.333	4-4-1.000	0-1-1	4	4	2	0	2	7-0.9
2026-27	3-0	4	0-2-.000	0-0-.000	2-2-1.000	2-0-2	0	0	1	0	0	2-0.7
Total	**11-0**	**37**	**1-7-.143**	**1-3-.333**	**6-6-1.000**	**2-1-3**	**4**	**4**	**3**	**0**	**2**	**9-0.8**



10 JEREMIAH GREEN

Sophomore • Guard • 6-3 • 189
Denton, Texas // Compass Prep (Ariz.)

CAREER NOTES

- Appeared in eight games as a freshman.
- Played his final season of high school basketball at Compass Prep in Chandler.
- Was rated No. 64 on ESPN's national top 100 list and a consensus 4-star prospect.
- As a junior at Denton Guyer High School, helped lead the team to a 25-10 record while averaging 15.8 points and 5.9 rebounds per game.
- Attended Sunrise Christian Academy in Bel Aire, Kansas, as a freshman and sophomore.
- Averaged 13.7 points, 5.1 rebounds, 3.2 assists and 1.1 steals per game at Sunrise Christian as an underclassman on its varsity squad.

2026-27 SEASON HIGHS		CAREER HIGHS
12 vs. Northern Kentucky (11/6)	**PTS**	15 vs. South Carolina (3/8/25)
6 vs. Northern Kentucky (11/6)	**FGM**	6, 3x, last vs. Northern Kentucky (11/6/26)
--	**3FGM**	n/a
3 vs. Alabama State (11/3)	**FTM**	6 vs. Wofford (2/20/24)
6 vs. Northern Kentucky (11/6)	**REB**	9 vs. Austin Peay (11/17/24)
2 vs. ULM (11/9)	**AST**	3, 2x, last vs. Georgia (1/15/25)
4 vs. Northern Kentucky (11/6)	**BLK**	5 vs. Norfolk State (12/31/24)
2 vs. Alabama State (11/3)	**STL**	2, vs. Alabama State (11/3/26)
22 vs. Alabama State (11/3)	**MIN**	28 vs. Florida (2/1/25)
--	**DOUBLE-DOUBLE**	n/a
12 vs. Northern Kentucky (11/6)	**10+ POINTS**	7x, last: 12 vs. Northern Kentucky (11/6/26)
--	**15+ POINTS**	15 vs. South Carolina (3/8/25)
--	**5+ BLK**	5 vs. Norfolk State (12/31/24)

2026-27 GAME-BY-GAME STATS

	MIN.	FG-A-PCT	3FG-A-PCT	FT-A-PCT	O-D-TOT	PF	A	TO	BLK	STL	PT
Alabama State*	22	2-4-.500	0-0-.000	3-6-.500	3-2-5	2	0	0	2	2	7
Northern Kentucky*	16	6-8-.750	0-0-.000	0-0-.000	2-4-6	2	1	0	4	0	12
ULM*	16	2-3-.667	0-0-.000	0-2-.000	4-1-5	1	2	0	2	0	4
Oklahoma State		-- DNP --									
Southeastern Louisiana		-- DNP --									
at TCU		-- DNP --									
vs. Xavier											
vs. Marquette											
Stanford											
Arkansas-Pine Bluff											
vs. Florida State											
Holy Cross											
North Florida											
Prairie View											
Auburn											
at Missouri											
at South Carolina											
Arkansas											
LSU											
at Florida											
at Ole Miss											
Tennessee											
at Vanderbilt											
Oklahoma											
at Mississippi State											
Georgia											
at Texas											
Vanderbilt											
Alabama											
at LSU											
at Kentucky											
Texas											

CAREER STATS - ALL GAMES

	GP-GS	MIN.	FG-A-PCT	3FG-A-PCT	FT-A-PCT	O-D-TOT	PF	A	TO	BLK	STL	PT-AVG
2023-24!	13-0	78	2-3-.667	0-0-.000	8-9-.889	9-9-18	11	5	3	4	1	12-0.9
2024-25!	38-0	570	68-108-.630	0-1-.000	40-74-.541	66-68-134	70	23	17	33	8	176-.4.6
2025-26!	10-9	169	17-26-.654	0-0-.000	4-13-.308	18-22-40	17	4	7	11	2	38-3.8
2026-27	3-3	54	10-15-.667	0-0-.000	3-8-.375	9-7-16	5	3	0	8	2	23-7.7
Total	**64-12**	**871**	**97-152-.638**	**0-1-.000**	**55-104-.529**	**102-106-208**	**103**	**35**	**27**	**56**	**13**	**249-3.9**

! - at Tennesse



12 CADE PHILLIPS

Senior • Forward • 6-9 • 225
Gadsden, Ala. // Tennessee

CAREER NOTES

- Spent three seasons at Tennessee, appearing in 61 games during his career with the Volunteers.
- Started nine of the 10 games he appeared in as a junior before an injury cut his 2025-26 season short.
- Played in all 38 games as a sophomore, helping Tennessee post a 30-8 record and advance to the Elite Eight.
- Averaged 4.6 points and 3.5 rebounds in 15.0 minutes per game while recording 33 blocks during his sophomore season.
- Named to the SEC Academic Honor Roll three times and represented Tennessee on the SEC Men's Basketball Leadership Council.
- Was a 4-star recruit out of Link Academy, averaging 10.0 points and 7.0 rebounds while leading the Lions to a 27-1 record, the GEICO Nationals championship and No. 1 national rankings by ESPN and MaxPreps.
- Spent his junior season at Jacksonville High School in Alabama, averaging 13.3 points, 8.2 rebounds, and 4.5 blocks per game while shooting 57.0 percent from the field.

2026-27 SEASON HIGHS		CAREER HIGHS
2 vs. ULM (11/9)	**PTS**	5 vs. ACU (12/28/24)
1 vs. ULM (11/9)	**FGM**	2 vs. East Texas A&M (12/21/25)
--	**3FGM**	n/a
--	**FTM**	3 vs. ACU (12/28/24)
2, 2x, last vs. Southeastern Louisiana (11/16)	**REB**	7 vs. ACU (12/28/24)
--	**AST**	2 vs. ACU (12/28/24)
--	**BLK**	1, 3x, last vs. Jacksonville (12/14/25)
--	**STL**	1 vs. Oklahoma (1/28/25)
4 vs. ULM (11/9)	**MIN**	16 vs. Houston Christian (12/20/24)
--	**DOUBLE-DOUBLE**	n/a
--	**10+ POINTS**	n/a
--	**10+ REBOUNDS**	n/a

2026-27 GAME-BY-GAME STATS

	MIN.	FG-A-PCT	3FG-A-PCT	FT-A-PCT	O-D-TOT	PF	A	TO	BLK	STL	PT
Alabama State	1	0-0-.000	0-0-.000	0-0-.000	0-0-0	0	0	0	0	0	0
Northern Kentucky	1	0-0-.000	0-0-.000	0-0-.000	0-0-0	0	0	0	0	0	0
ULM	4	1-1-1.000	0-0-.000	0-0-.000	0-2-2	0	0	0	0	0	2
Oklahoma State	0	0-0-.000	0-0-.000	0-0-.000	0-0-0	0	0	0	0	0	0
Southeastern Louisiana	1	0-1-.000	0-0-.000	0-0-.000	1-1-2	1	0	0	0	0	0
at TCU	2	0-0-.000	0-0-.000	0-0-.000	0-0-0	1	0	0	0	0	0
vs. Xavier											
vs. Marquette											
Stanford											
Arkansas-Pine Bluff											
vs. Florida State											
Holy Cross											
North Florida											
Prairie View											
Auburn											
at Missouri											
at South Carolina											
Arkansas											
LSU											
at Florida											
at Ole Miss											
Tennessee											
at Vanderbilt											
Oklahoma											
at Mississippi State											
Georgia											
at Texas											
Vanderbilt											
Alabama											
at LSU											
at Kentucky											
Texas											

CAREER STATS - ALL GAMES

	GP-GS	MIN.	FG-A-PCT	3FG-A-PCT	FT-A-PCT	O-D-TOT	PF	A	TO	BLK	STL	PT-AVG
2024-25	7-0	45	3-8-.375	0-0-.000	3-4-.750	9-6-15	1	2	1	2	1	9-1.3
2025-26	17-1	43	6-8-.750	0-2-.000	0-4-.000	5-7-12	7	3	1	1	0	12-0.7
2026-27	6-0	9	1-2-.500	0-0-.000	0-0-.000	1-3-4	2	0	0	0	0	2-0.3
Total	**30-1**	**98**	**10-18-.556**	**0-2-.000**	**3-8-.375**	**15-16-31**	**10**	**5**	**2**	**3**	**1**	**23-0.8**



14 CHRIS MCDERMOTT

Junior • Forward • 6-7 • 228
Houston, Texas // Booker T. Washington

CAREER NOTES

- Played in 17 games, making on start against Montana his Sophomore year
- Saw action in six games as a freshman, all off the bench, posted nine points and 15 rebounds, including nine off the offensive glass in 44 minutes.
- Earned the prestigious Guy V. Lewis Award and Houston Chronicle All-Greater Houston Player of the Year honors after averaging 20.3 points, 18.7 rebounds, 4.2 assists, 1.9 steals and 1.9 blocks while shooting 57-percent from the floor during his final season in 2024.
- Helped the Golden Eagles reach the Region III-4A championship as a senior and led Washington to its first-ever UIL state tournament appearance as a junior in 2023.
- Was named to the Class 4A All-Tournament Team as a junior after leading the Golden Eagles to the state championship game.
- Competed for JL3 on the Nike EYBL circuit and also saw time with Team Fox and the Houston Trailblazers Rated No. 145 nationally and No. 31 among power forwards by 247sports.com, 247 also rated him as the No. 9 prospect in the state of Texas.

SEASON/CAREER HIGHS		
--	PTS	--
--	FGM	--
--	3FGM	--
--	FTM	--
--	REB	--
--	AST	1 vs. ULM (11/9)
--	BLK	--
--	STL	--
--	MIN	1 vs. Alabama State (11/3)
--	DOUBLE-DOUBLE	n/a
--	10+ POINTS	n/a

2026-27 GAME-BY-GAME STATS

	MIN.	FG-A-PCT	3FG-A-PCT	FT-A-PCT	O-D-TOT	PF	A	TO	BLK	STL	PT
Alabama State	1	0-0-.000	0-0-.000	0-0-.000	0-0-0	0	0	0	0	0	0
Northern Kentucky		-- DNP --									
ULM	0	0-0-.000	0-0-.000	0-0-.000	0-0-0	1	1	0	0	0	0
Oklahoma State		-- DNP --									
Southeastern Louisiana		-- DNP --									
at TCU		-- DNP --									
vs. Xavier											
vs. Marquette											
Stanford											
Arkansas-Pine Bluff											
vs. Florida State											
Holy Cross											
North Florida											
Prairie View											
Auburn											
at Missouri											
at South Carolina											
Arkansas											
LSU											
at Florida											
at Ole Miss											
Tennessee											
at Vanderbilt											
Oklahoma											
at Mississippi State											
Georgia											
at Texas											
Vanderbilt											
Alabama											
at LSU											
at Kentucky											
Texas											

CAREER STATS - ALL GAMES

	GP-GS	MIN.	FG-A-PCT	3FG-A-PCT	FT-A-PCT	O-D-TOT	PF	A	TO	BLK	STL	PT-AVG
2026-27	2-0	1	0-0-.000	0-0-.000	0-0-.000	0-0-0	1	1	0	0	0	0-0.0



15 KYLE MORAN

Graduate • Guard • 6-3 • 187
Lake Highlands, Texas // Lake Highlands

CAREER NOTES

- Graduated from Texas A&M with a bachelor's degree in finance.
- Played in all 32 games as a senior at Lake Highlands High School, leading the team to the to the UIL Class 6A regional semifinals.

2026-27 SEASON HIGHS		CAREER HIGHS
17 vs. Southeastern Louisiana (11/16)	**PTS**	31 vs. SIUE (11/6/24)
7 vs. Southeastern Louisiana (11/16)	**FGM**	13 vs. SIUE (11/6/24)
3 at TCU (11/19)	**3FGM**	4, 5x, last at Penn State (1/5/25)
7 vs. Alabama State (11/3)	**FTM**	7, 4x, last vs. Alabama State (11/3/26)
7, 3x, last at TCU (11/19)	**REB**	12 at Illinois (1/27/24)
4, 2x, last at TCU (11/19)	**AST**	4, 4x, last at TCU (11/19/26)
2 vs. Alabama State (11/3)	**BLK**	2, 4x, last vs. Alabama State (11/3/26)
3 vs. Northern Kentucky (11/6)	**STL**	3 vs. Northern Kentucky (11/6/26)
33 at TCU (11/19)	**MIN**	38 vs. Nebraska (2/21/24)
--	**DOUBLE-DOUBLE**	2x, last: 15 pts, 11 reb. vs. Michigan (2/8/25)
2x, last: 15 at TCU (11/19)	**15+ POINTS**	23x, last: 15 at TCU (11/19/26)
--	**20+ POINTS**	7x, last: 25 at Purdue (1/31/25)
--	**10+ REBOUNDS**	2x, last: 11 vs. Michigan (2/8/25)

2026-27 GAME-BY-GAME STATS

	MIN.	FG-A-PCT	3FG-A-PCT	FT-A-PCT	O-D-TOT	PF	A	TO	BLK	STL	PT
Alabama State*	23	2-8-.250	1-5-.200	7-8-.875	2-3-5	3	1	0	2	2	12
Northern Kentucky*	27	5-13-.385	2-5-.400	2-4-.500	3-4-7	1	4	1	1	3	14
ULM*	15	2-7-.286	1-6-.167	0-0-.000	0-2-2	4	1	0	1	2	5
Oklahoma State*	19	2-7-.286	1-3-.333	2-3-.667	0-4-4	4	1	2	0	1	7
Southeastern Louisiana*	28	7-13-.538	2-4-.500	1-2-.500	2-5-7	0	2	1	0	1	17
at TCU*	33	5-13-.385	3-7-.429	2-2-1.000	1-6-7	4	4	2	0	1	15
vs. Xavier											
vs. Marquette											
Stanford											
Arkansas-Pine Bluff											
vs. Florida State											
Holy Cross											
North Florida											
Prairie View											
Auburn											
at Missouri											
at South Carolina											
Arkansas											
LSU											
at Florida											
at Ole Miss											
Tennessee											
at Vanderbilt											
Oklahoma											
at Mississippi State											
Georgia											
at Texas											
Vanderbilt											
Alabama											
at LSU											
at Kentucky											
Texas											

CAREER STATS - ALL GAMES

	GP-GS	MIN.	FG-A-PCT	3FG-A-PCT	FT-A-PCT	O-D-TOT	PF	A	TO	BLK	STL	PT-AVG
2023-24	33-33	894	131-332-.395	50-153-.327	92-112-.821	34-101-135	79	43	41	12	14	404-12.2
2024-25	32-31	806	139-318-.437	47-143-.329	64-79-.810	39-107-146	52	34	38	15	10	389-12.2
2025-26	7-7	132	23-59-.390	12-35-.343	15-17-.882	10-24-34	14	9	12	1	4	73-10.4
2026-27	6-6	145	23-61-.377	10-30-.333	14-19-.737	8-4-32	16	13	6	4	10	70-11.7
Total	**78-77**	**1976**	**316-770-.410**	**119-361-.330**	**185-227-.815**	**91-256-347**	**161**	**99**	**97**	**32**	**38**	**936-12.0**



21 MACKENZIE MGBAKO

Senior • Guard • 6-9 • 225
Franklin, N.J. // Indiana

CAREER NOTES

- Started all seven games he played in for the Aggies in 2025-26 before his season was cut short due to injury, averaging 10.4 points and 4.9 rebounds in that span.
- Was named to the 2026 SEC Community Service Team.
- Spent two seasons at Indiana, starting 31 of the team's 32 games as a sophomore.
- Averaged 12.2 points and 4.6 rebounds in his second season, scoring in double figures 19 times.
- Was named Big Ten co-Freshman of the Year, also earning a spot on the Big Ten All-Freshman Team following the 2023-24 season.
- Led all league freshmen averaging 12.2 points per game and sinking 92 free throws, making 33 starts for the Hoosiers.
- Averaged 16.3 points and 9.2 rebounds as a senior at Roselle Catholic, helping his team win the NJSIAA Non-Public B State Title.
- Was a 2023 McDonald's All-American and a two-time NJ.com All-State First Team selection.

SEASON/CAREER HIGHS

PTS	14 vs. Oklahoma State (11/12)
FGM	4 vs. Oklahoma State (11/12)
FTM	5 vs. Oklahoma State (11/12)
REB	10 vs. Oklahoma State (11/12)
AST	2 vs. Oklahoma State (11/12)
BLK	4 at TCU (11/19)
STL	1 vs. Oklahoma State (11/12)
MIN	23 vs. Oklahoma State (11/12)
DOUBLE-DOUBLE	14 points, 10 reb. vs. Oklahoma State (11/12)
10+ POINTS	14 vs. Oklahoma State (11/12)
10+ REBOUNDS	10 vs. Oklahoma State (11/12)

2026-27 GAME-BY-GAME STATS

	MIN.	FG-A-PCT	3FG-A-PCT	FT-A-PCT	O-D-TOT	PF	A	TO	BLK	STL	PT
Alabama State	7	0-1-.000	0-0-.000	2-4-.500	0-2-2	1	0	0	1	0	2
Northern Kentucky	10	2-2-1.000	0-0-.000	0-0-.000	0-2-2	1	0	0	1	0	4
ULM	13	3-3-1.000	0-0-.000	2-5-.400	0-5-5	0	0	1	1	0	8
Oklahoma State	23	4-6-.667	1-1-1.000	5-6-.833	4-6-10	4	2	2	1	1	14
Southeastern Louisiana	15	1-2-.500	0-0-.000	0-0-.000	0-2-2	1	0	1	2	0	2
at TCU	13	3-6-.500	0-0-.000	0-0-.000	4-3-7	3	0	2	4	0	6
vs. Xavier											
vs. Marquette											
Stanford											
Arkansas-Pine Bluff											
vs. Florida State											
Holy Cross											
North Florida											
Prairie View											
Auburn											
at Missouri											
at South Carolina											
Arkansas											
LSU											
at Florida											
at Ole Miss											
Tennessee											
at Vanderbilt											
Oklahoma											
at Mississippi State											
Georgia											
at Texas											
Vanderbilt											
Alabama											
at LSU											
at Kentucky											
Texas											

CAREER STATS - ALL GAMES

	GP-GS	MIN.	FG-A-PCT	3FG-A-PCT	FT-A-PCT	O-D-TOT	PF	A	TO	BLK	STL	PT-AVG
2026-27	6-0	81	13-20-.650	1-1-1.000	9-15-.600	8-20-28	10	2	6	10	1	36-6.0



23 JOSH IRVING

Freshman • Forward • 6-11 • 220
Pasadena, Calif. // Pasadena

CAREER NOTES

- Was a consensus 4-star recruit out of Pasadena High School ranking among the top-40 players in the 2026 recruiting class.
- Averaged 8.3 points, 7.9 rebounds and 2.4 blocks per game during his final AAU season.
- Invited to participate in the 2026 USA Basketball Men's U18 National Team training camp at the U.S. Olympic and Paralympic Training Center.
- Irving became the first Aggie freshman to record a double-double since 2019, finishing with 14 points and 10 rebounds versus Oklahoma State.

2026-27 SEASON HIGHS		CAREER HIGHS
--	**PTS**	18 vs. Presbyterian (3/6/26)
--	**FGM**	6, 2x, last vs. Presbyterian (3/6/26)
--	**3FGM**	4, 2x, last vs. Coppin State (12/14/25)
--	**FTM**	5, 3x, last at Presbyterian (1/31/26)
1 vs. Northern Kentucky (11/6)	**REB**	9 vs. Rhodes (11/12/24)
1, 2x, last vs. ULM (11/9)	**AST**	5 at The Citadel (2/1/25)
--	**BLK**	2 vs. VMI (12/21/25)
1 vs. Alabama State (11/3)	**STL**	4, 3x, last vs. Notre Dame (MD) (11/29/25)
9, 2x, last vs. ULM (11/9)	**MIN**	36 vs. Presbyterian (3/6/26)
--	**DOUBLE-DOUBLE**	n/a
--	**10+ POINTS**	20x, last: 18 vs. Presbyterian (3/6/26)
--	**15+ POINTS**	5x, last: 18 vs. Presbyterian (3/6/26)

2026-27 GAME-BY-GAME STATS

	MIN.	FG-A-PCT	3FG-A-PCT	FT-A-PCT	O-D-TOT	PF	A	TO	BLK	STL	PT
Alabama State	9	0-0-.000	0-0-.000	0-0-.000	0-0-0	1	1	1	0	1	0
Northern Kentucky	7	0-2-.000	0-2-.000	0-0-.000	0-1-1	0	0	0	0	0	0
ULM	9	0-1-.000	0-1-.000	0-0-.000	0-0-0	0	1	1	0	0	0
Oklahoma State	0	0-0-.000	0-0-.000	0-0-.000	0-0-0	0	0	0	0	0	0
Southeastern Louisiana	2	0-0-.000	0-0-.000	0-0-.000	0-1-1	0	0	0	0	0	0
at TCU		-- DNP --									
vs. Xavier											
vs. Marquette											
Stanford											
Arkansas-Pine Bluff											
vs. Florida State											
Holy Cross											
North Florida											
Prairie View											
Auburn											
at Missouri											
at South Carolina											
Arkansas											
LSU											
at Florida											
at Ole Miss											
Tennessee											
at Vanderbilt											
Oklahoma											
at Mississippi State											
Georgia											
at Texas											
Vanderbilt											
Alabama											
at LSU											
at Kentucky											
Texas											

CAREER STATS - ALL GAMES

	GP-GS	MIN.	FG-A-PCT	3FG-A-PCT	FT-A-PCT	O-D-TOT	PF	A	TO	BLK	STL	PT-AVG
2023-24!	34-1	314	41-82-.500	14-30-.467	15-20-.750	8-31-39	39	16	22	3	13	111-3.3
2024-25!	33-0	716	64-142-.451	30-78-.385	32-45-.711	43-67-110	59	44	24	2	40	190-5.8
2025-26*	32-26	765	77-148-.520	46-101-.455	52-69-.754	18-61-79	84	34	34	7	34	252-7.9
2026-27	5-0	28	0-3-.000	0-3-.000	0-0-.000	0-2-2	1	2	2	0	1	0-0.0
Total	**104-27**	**1823**	**182-375-.485**	**90-212-.425**	**99-134-.739**	**69-161-230**	**183**	**96**	**82**	**12**	**88**	**553-5.3**

! - at Samford; * - at Radford



24 LUKAS WALLS

Senior • Gaurd • 6-5 • 208
Knoxville, Tenn. // Radford

CAREER NOTES

- Spent one season at Radford, starting 26 of the team's 31 games as a junior.
- Averaged 7.9 points and 2.5 rebounds per game during his junior season while shooting 45.5-percent from beyond the arc recording 11 double-digit scoring games.
- Put up a career-high 18 points against Presbyterian to end the 2025-26 season.
- Spent his first two years at Samford with head coach Bucky McMillan, playing in 33 games as a sophomore, averaging 5.8 points and 3.3 rebounds while helping the Bulldogs notch a 22-11 record.
- Contributed to Samford's best season in program history as a freshman, appearing in 32 games and helping the team finish with a 29-6 record while winning the SoCon regular season title.
- Named the 2023 Tennessee Division II-AA Mr. Basketball and was a three-time all-state, four-time all-district and four-time all-region selection.
- Averaged 18.0 points, 5.9 rebounds and 2.8 assists per game during his senior year at Webb School of Knoxville in Tennessee, leading the Spartans to 24 wins, a regional championship and an appearance in the Division II-AA state semifinals.

2026-27 GAME-BY-GAME BOX SCORES

GAME 01

ALABAMA STATE	66
TEXAS A&M	97

Nov. 3, 2026 | College Station | Reed Arena

	1st	2nd	Final
Alabama State	29	37	66
Texas A&M	44	53	97

The Aggies were first out of the gate, forging a seven-point gap halfway through the first half with a 16-9 lead on Alabama State (0-1). Defense was the tale of the tape, as A&M forced 17 turnovers which led to 20 of its 44 points. They closed the period on a 21-9 surge that had the Maroon & White up 15 at the break, 44-29.

Back-and-forth scoring ensued throughout the first 10 minutes of the second half, with the gap holding at 15 in A&M's favor, 61-46. The Aggies continued to distance themselves, closing the game with a 36-20 run to secure the victory.

ALABAMA STATE (0-1)

#	Name	MIN	FG	3FG	FT	TR	PF	A	TO	B	S	TP
7	Damarion Bonds*	21	2-12	0-6	0-1	10	5	1	2	0	1	4
10	Mike James*	35	5-11	3-5	3-3	2	3	2	6	0	0	16
11	Joseph Scott*	18	2-10	0-0	0-2	9	2	0	0	0	1	4
23	Isaiah Bargainer*	19	2-5	0-1	4-4	6	4	0	2	0	2	8
34	Paul McMillan IV*	36	5-16	3-5	4-5	2	2	3	3	0	0	17
0	Hasting Stewart	2	0-0	0-0	0-0	0	1	0	0	0	0	0
2	Marquintez Dixon	17	2-2	0-0	0-0	6	3	1	1	1	0	4
3	Noah Benny	14	2-5	2-5	2-2	0	4	0	2	0	0	8
4	Tre Powell	9	0-1	0-1	0-0	0	2	2	2	0	0	0
22	Jackson Rogers	3	0-1	0-0	0-0	1	1	0	0	0	0	0
25	Jasteven Walker	9	0-2	0-1	1-2	1	1	1	0	0	0	1
30	Terrence Hampton Jr.	17	2-2	0-0	0-0	3	4	1	1	0	1	4
	TEAM	0	0-0	0-0	0-0	4	0	0	0	0	0	0
	Totals	200	22-67	8-24	14-19	44	32	11	25	1	5	66

	FG	%	3FG	%	FT	%
1st Half	10-30	33.3	2-12	16.7	7-8	87.5
2nd Half	12-37	32.4	6-12	50.0	7-11	63.6
Game	22-67	32.8	8-24	33.3	14-19	73.7

TEXAS A&M (1-0)

#	Name	MIN	FG	3FG	FT	TR	PF	A	TO	B	S	TP
0	Jordan Pope*	30	4-9	3-8	6-7	2	2	1	1	0	3	17
1	Jalen Shelley*	23	4-6	1-2	5-11	12	0	3	3	0	1	14
4	PJ Haggerty*	27	8-14	1-3	5-8	3	3	0	3	0	1	22
12	Cade Phillips*	22	2-4	0-0	3-6	5	2	0	0	2	2	7
21	Mackenzie Mgbako*	23	2-8	1-5	7-8	5	3	1	0	2	2	12
2	Jalen Reece	14	1-4	0-3	0-0	1	2	3	1	0	1	2
7	Zach Clemence	11	1-3	1-1	1-2	0	2	1	1	0	0	4
8	Tyshawn Archie	20	5-8	1-1	0-2	8	1	3	1	0	2	11
9	Jamie Vinson	11	3-5	0-0	0-0	2	1	0	0	1	0	6
10	Jeremiah Green	1	0-0	0-0	0-0	0	0	0	0	0	0	0
14	Chris McDermott	1	0-0	0-0	0-0	0	0	0	0	0	0	0
15	Kyle Moran	1	0-0	0-0	0-0	0	0	0	0	0	0	0
23	Josh Irving	7	0-1	0-0	2-4	2	1	0	0	1	0	2
24	Lukas Walls	9	0-1	0-0	0-0	0	1	1	1	0	1	0
	TEAM	0	0-0	0-0	0-0	3	0	0	0	0	0	0
	Totals	200	30-62	8-23	29-48	43	18	13	11	6	13	97

	FG	%	3FG	%	FT	%
1st Half	12-27	44.4	2-10	20.0	18-28	64.3
2nd Half	18-35	51.4	6-13	46.2	11-20	55.0
Game	30-62	48.4	8-23	34.8	29-48	60.4

Points	2nd Ch.	Paint	F Brk	Off TO	Bench
ALST	16	26	3	7	17
TAMU	12	42	18	30	25

Ties: 0 **Lead Changes:** 0
Largest Lead: TAMU by 33 (0:24, 2H)

Officials: Pat Adams, Anthony Jordan, John Johnson
Start Time: 7:00 p.m. **Duration:** 2:39 **Attendance:** 6,740

GAME 02

NORTHERN KENTUCKY	67
TEXAS A&M	104

Nov. 6, 2026 | College Station | Reed Arena

	1st	2nd	Final
Northern Kentucky	32	35	67
Texas A&M	52	52	104

The Aggies pounced on the Norse early and often to build a 52-32 advantage going into the intermission. Ol' Sarge's charges opened the game on an 11-0 surge over the first 2:16. After parrying away NKU attacks midway through the half, the Aggies went on a 13-0 run to take their first 20-plus point lead of the game, 50-27, at the 2:26 mark.

In the second half, the Norse cut the deficit to 17 points on two occasions, but a layup and 3-pointer by Archie bookended a 12-0 surge as the Aggies built an 85-56 cushion with 6:12 remaining in the contest. Another 12-0 spurt delivered the knockout blow as A&M led 102-62 with at the 1:29 mark and closed the game, 104-67.

NORTHERN KENTUCKY (2-1)

#	Name	MIN	FG	3FG	FT	TR	PF	A	TO	B	S	TP
0	Willie Foster*	33	8-18	3-8	4-4	1	3	1	5	0	2	23
2	Eric Acker*	34	5-9	0-4	4-5	1	0	5	5	0	2	14
7	Will Short*	20	1-3	0-0	0-0	4	3	2	1	4	1	2
9	B.J. Davis-Ray*	25	3-13	3-5	2-2	5	1	0	4	0	0	11
13	Noah Pagotto*	22	2-5	0-0	4-8	5	3	1	1	0	0	8
1	Ryan Tolliver	25	0-3	0-1	0-0	5	1	1	2	0	0	0
4	Bryce Darbyshire	1	0-0	0-0	0-0	1	0	0	0	1	0	0
8	Gabrielius Jokubauskas	14	0-4	0-4	2-2	3	1	0	2	1	1	2
10	Donovan Rakotonanahary	20	0-1	0-0	4-4	4	2	0	0	0	1	4
17	Juan Manu Ruiz	3	0-0	0-0	0-0	2	0	0	1	0	0	0
22	JJ Apathjang	3	1-2	1-2	0-0	0	0	0	0	0	0	3
	TEAM	0	0-0	0-0	0-0	7	0	0	2	0	0	0
	Totals	200	20-58	7-24	20-25	38	14	10	23	6	7	67

	FG	%	3FG	%	FT	%
1st Half	10-29	34.5	3-9	33.3	9-10	90.0
2nd Half	10-29	34.5	4-15	26.7	11-15	73.3
Game	22-67	34.5	7-24	29.2	20-25	80.0

TEXAS A&M (2-0)

#	Name	MIN	FG	3FG	FT	TR	PF	A	TO	B	S	TP
0	Jordan Pope*	20	7-9	3-5	1-1	1	2	2	0	0	2	18
1	Jalen Shelley*	19	5-10	1-3	2-3	6	2	1	1	1	2	13
4	PJ Haggerty*	19	4-6	2-2	0-2	2	1	3	1	0	2	10
12	Cade Phillips*	16	6-8	0-0	0-0	6	2	1	0	4	0	12
21	Mackenzie Mgbako*	27	5-13	2-5	2-4	7	1	4	1	1	3	14
2	Jalen Reece	15	0-3	0-2	0-0	1	1	3	1	0	3	0
3	Neiko Mundey	10	2-3	0-1	0-0	1	1	0	0	0	1	4
5	Rylan Griffen	16	2-5	2-4	2-2	2	2	2	3	0	2	8
7	Zach Clemence	14	3-6	0-2	2-3	4	3	0	0	2	0	8
8	Tyshawn Archie	15	5-6	2-3	0-0	2	0	1	2	0	0	12
9	Jamie Vinson	8	0-1	0-0	1-2	2	4	1	0	0	0	1
10	Jeremiah Green	1	0-1	0-0	0-0	0	0	0	0	0	0	0
14	Chris McDermott	1	0-0	0-0	0-0	0	0	0	0	0	0	0
23	Josh Irving	10	2-2	0-0	0-0	2	1	0	0	1	0	4
24	Lukas Walls	7	0-2	0-2	0-0	1	0	0	0	0	0	0
	TEAM	0	0-0	0-0	0-0	2	0	0	0	0	0	0
	Totals	200	41-75	12-29	10-17	39	20	18	9	9	15	104

	FG	%	3FG	%	FT	%
1st Half	22-36	61.1	4-10	40.0	4-7	57.1
2nd Half	19-39	48.7	8-19	42.1	6-10	60.0
Game	41-75	54.7	12-29	41.4	10-17	58.8

Points	2nd Ch.	Paint	F Brk	Off TO	Bench
NKU	9	22	6	6	9
TAMU	19	56	14	35	37

Ties: 0 **Lead Changes:** 0
Largest Lead: TAMU by 40 (0:45, 2H)

Officials: Courtney Green, Lucas Santos, Josue Nieves
Start Time: 7:00 p.m. **Duration:** 2:11 **Attendance:** 6,453

GAME 03

ULM	67
TEXAS A&M	108

Nov. 9, 2026 | College Station | Reed Arena

	1st	2nd	Final
ULM	27	40	67
Texas A&M	54	54	108

Relentless defense had the Aggies up 12 through the opening 10 minutes of action, 23-11. A&M forced eight turnovers and held ULM to 4-for-17 (23.5%) from the field. Pope got the offense rolling, sinking 13 of his 17 points in the first half to spearhead a 31-14 charge to put the Aggies up 54-27 at the break.

Back-and-forth scoring ensued at the start of the second half with the 27-point spread holding with just under 14 minutes left on the clock, 68-41. The Maroon & White ripped off a 32-17 run and hit the 100-point-mark with 4:23 remaining, 100-58. It was smooth sailing to the final buzzer, as A&M secured its third win of the year, 108-67.

ULM (1-2)

#	Name	MIN	FG	3FG	FT	TR	PF	A	TO	B	S	TP
0	Quaran McPherson*	28	5-12	4-9	2-2	2	2	3	3	0	1	16
1	Dayjaun Anderson*	25	1-9	0-6	2-2	8	1	1	3	0	1	4
2	Phillip Tillman*	22	2-6	0-0	4-4	1	2	1	6	0	3	8
5	Lance Carr*	18	1-3	0-0	2-4	6	3	1	1	0	0	4
11	Ziyade Ndancky*	13	3-4	0-1	1-2	4	4	0	2	0	0	7
3	Khalil London	19	4-11	1-3	3-4	4	3	1	3	0	0	12
4	Mike White	24	0-6	0-4	0-2	2	1	4	1	0	1	0
6	Robert Cowherd	19	3-8	2-5	0-1	1	1	0	1	0	0	8
7	Cooper Nelson	2	0-0	0-0	0-0	1	1	0	0	0	0	0
8	Grant Chamberlain	10	3-4	2-3	0-0	0	0	0	0	0	0	8
9	Jakeel Registe	2	0-0	0-0	0-1	0	0	0	0	0	1	0
10	Martins Adonry	3	0-0	0-0	0-0	2	0	0	0	0	0	0
20	Guillaume Schoentgen	8	0-2	0-2	0-0	2	1	0	0	0	0	0
34	Jean Lafleur	8	0-0	0-0	0-0	1	2	0	0	1	0	0
	TEAM	0	0-0	0-0	0-0	6	0	0	2	0	0	0
	Totals	200	22-65	9-33	14-22	40	21	11	21	1	7	67

	FG	%	3FG	%	FT	%
1st Half	8-31	25.8	5-18	27.8	6-10	60.0
2nd Half	14-34	41.2	4-15	26.7	8-12	66.7
Game	22-65	33.8	9-33	27.3	14-22	63.6

TEXAS A&M (3-0)

#	Name	MIN	FG	3FG	FT	TR	PF	A	TO	B	S	TP
0	Jordan Pope*	19	6-11	1-6	6-6	1	1	3	0	0	2	19
1	Jalen Shelley*	16	2-4	1-3	0-0	9	1	4	2	1	1	5
4	PJ Haggerty*	20	9-13	1-2	3-3	5	2	3	2	0	1	22
12	Cade Phillips*	16	2-3	0-0	0-2	5	1	2	0	2	0	4
21	Mackenzie Mgbako*	15	2-7	1-6	0-0	2	4	1	0	1	2	5
2	Jalen Reece	15	2-4	1-3	0-0	1	3	4	3	0	0	5
3	Neiko Mundey	12	3-6	1-2	1-1	0	2	0	1	0	1	8
5	Rylan Griffen	20	1-4	1-2	4-4	6	0	2	0	0	1	7
6	Preston Clark	0	0-0	0-0	0-0	0	0	0	0	0	0	0
7	Zach Clemence	16	2-6	1-3	5-5	3	1	1	0	0	2	10
8	Tyshawn Archie	16	5-8	1-3	1-1	2	1	3	2	0	5	12
9	Jamie Vinson	8	0-2	0-0	1-2	1	3	0	0	0	0	1
14	Chris McDermott	4	1-1	0-0	0-0	2	0	0	0	0	0	2
15	Kyle Moran	0	0-0	0-0	0-0	0	1	1	0	0	0	0
23	Josh Irving	13	3-3	0-0	2-5	5	0	0	1	1	0	8
24	Lukas Walls	9	0-1	1-3	0-0	0	0	1	1	0	0	0
	TEAM	0	0-0	0-0	0-0	4	0	0	0	0	0	0
	Totals	200	38-73	9-31	23-29	46	20	25	12	5	15	108

	FG	%	3FG	%	FT	%
1st Half	20-43	46.5	3-17	17.6	11-14	78.6
2nd Half	18-30	60.0	6-14	42.9	12-15	80.0
Game	38-73	52.1	9-31	29.0	23-29	79.3

Points	2nd Ch.	Paint	F Brk	Off TO	Bench
ULM	12	22	4	10	28
TAMU	12	52	23	24	53

Ties: 0 **Lead Changes:** 0
Largest Lead: TAMU by 42 (3:15, 2H)

Officials: Jeb Hartness, Steven Anderson, Devyn Page
Start Time: 7:00 p.m. **Duration:** 2:12 **Attendance:** 6,283

2026-27 GAME-BY-GAME BOX SCORES

GAME 04

OKLAHOMA STATE	69
TEXAS A&M	88

Nov. 12, 2026 | College Station | Reed Arena

	1st	2nd	Final
Oklahoma State	37	32	69
Texas A&M	50	38	88

In an early back-and-forth affair that saw four lead changes, Haggerty forged separation for Texas A&M (4-0) scoring three-straight buckets in 65 seconds off Cowboy turnovers to lead by seven, 22-15. Irving extended the gap, hitting his first career 3-pointer, followed by a putback dunk that forced Oklahoma State (2-1) to huddle up, 32-24. The spread held late into the opening half, and another surge had the Aggies up 13 at the break, 50-37.

The Cowboys chipped into the A&M lead through the first 10 minutes of the second period, 68-60. Putting their foot back on the gas, the Maroon & White ripped off a 13-4 spree, finished by a pair of 3-pointers off Oklahoma State turnovers to lead by 17, 81-64. The Aggies never let it get close and sailed to the final buzzer, 88-69.

OKLAHOMA STATE (2-1)

#	Name	MIN	FG	3FG	FT	TR	PF	A	TO	B	S	TP
2	Anthony Felesi*	34	5-9	0-1	4-4	8	3	3	1	2	2	14
4	Kashie Natt*	25	3-10	0-3	6-7	5	4	1	0	0	3	12
25	Julius Halaifonua*	24	4-8	0-1	2-3	5	0	1	1	0	0	10
55	Jacob Walker*	25	1-7	1-4	4-4	2	4	5	1	0	0	7
99	Jordan Burks*	22	3-8	1-5	1-2	5	1T	0	2	1	2	8
1	Kanye Clary	28	3-13	3-10	5-6	0	2	0	5	0	1	14
5	Parker Robinson	2	0-1	0-0	0-0	0	0	0	0	0	0	0
8	Latrell Allmond	13	0-1	0-1	0-0	5	4	0	0	1	0	0
14	Andrija Grbovic	13	0-2	0-1	0-1	3	3	0	1	0	0	0
23	Benjamin Ahmed	4	0-2	1-2	1-2	2	0	0	1	0	0	1
44	Luka Bagavac	9	1-5	0-0	0-0	1	3	1	3	0	0	3
	TEAM	0	0-0	0-0	0-0	2	0	0	0	0	0	0
	Totals	200	20-66	6-30	23-29	38	24	11	16	4	8	69

	FG	%	3FG	%	FT	%
1st Half	11-34	32.4	3-16	18.8	12-16	75.0
2nd Half	9-32	28.1	3-14	21.4	11-13	84.6
Game	20-66	30.3	6-30	20.0	23-29	79.3

TEXAS A&M (4-0)

#	Name	MIN	FG	3FG	FT	TR	PF	A	TO	B	S	TP
0	Jordan Pope*	26	4-8	3-7	3-4	3	3T	6	2	0	1	14
1	Jalen Shelley*	22	3-5	1-2	0-2	7	3	2	1	1	1	7
4	PJ Haggerty*	31	7-14	1-4	7-8	2	2	2	4	0	1	22
7	Zach Clemence*	21	3-4	3-4	5-7	4	3	1	3	1	0	14
21	Mackenzie Mgbako*	19	2-7	1-3	2-3	4	4	1	2	0	1	7
2	Jalen Reece	11	0-1	0-0	0-0	0	2	1	0	0	1	0
3	Neiko Mundey	5	0-0	0-0	1-2	1	0	0	0	0	0	1
5	Rylan Griffen	27	3-4	2-3	1-2	5	0	1	2	2	0	9
8	Tyshawn Archie	8	0-2	0-1	0-0	1	1	1	2	0	0	0
9	Jamie Vinson	8	0-0	0-0	0-0	0	3	0	1	0	2	0
14	Chris McDermott	0	0-0	0-0	0-0	0	0	0	0	0	0	0
23	Josh Irving	23	4-6	1-1	5-6	10	4	2	2	1	1	14
24	Lukas Walls	0	0-0	0-0	0-0	0	0	0	0	0	0	0
	TEAM	0	0-0	0-0	0-0	1	0	0	0	0	0	0
	Totals	200	26-51	12-25	24-34	38	25	17	19	5	8	88

	FG	%	3FG	%	FT	%
1st Half	17-29	58.6	7-12	58.3	9-14	64.3
2nd Half	9-22	50.9	5-13	38.5	15-20	75.0
Game	26-51	51.0	12-25	48.0	24-34	70.6

Points	2nd Ch.	Paint	F Brk	Off TO	Bench
OKST	15	26	11	26	18
TAMU	13	24	8	18	24

Ties: 4 **Lead Changes:** 4
Largest Lead: TAMU by 21 (0:52, 2H)

Officials: Pat Adams, Byron Jarrett, Doug Sirmons
Start Time: 7:00 p.m. **Duration:** 2:23 **Attendance:** 8,606

GAME 05

SOUTHEASTERN LOUISIANA	69
TEXAS A&M	101

Nov. 16, 2026 | College Station | Reed Arena

	1st	2nd	Final
Southeastern Louisiana	37	32	69
Texas A&M	50	51	101

Texas A&M cataloged its best shooting half of the season in the opening act, sinking 16-of-21 (76.2%) from the field, including 5-of-7 (71.4%) from triple town to be up 13 heading into the break, 50-37.

Success from the field continued, as the Aggies enjoyed their best shooting night of the season. They drained 36-of-59 (61.0%) from the field, including 11-of-19 (57.9%) from beyond the arc. Ol' Sarge's charges also converted on 18-of-21 (85.7%) from the charity stripe.

A&M concluded the contest with a 32-point margin of victory and eclipsed 100 points for the third time this season, 101-69.

SOUTHEASTERN LOUISIANA (1-3)

#	Name	MIN	FG	3FG	FT	TR	PF	A	TO	B	S	TP
1*	Jackson Furman	28	2-9	2-6	3-3	2	4	1	3	0	0	9
3*	Tyler Rolison	33	8-12	5-8	6-6	2	3	8	4	0	3	27
8*	Quincy Allen	30	7-19	3-8	2-2	10	2	0	2	3	0	19
23*	Yanis Ndjonga	28	4-11	0-1	0-0	8	2	0	1	0	3	8
32*	Garrett Shoemaker	21	0-2	0-2	0-0	4	2	1	2	0	0	0
2	Ashley Sims II	29	2-10	0-4	0-0	4	0	2	2	0	0	4
4	Tybo Bailey	13	1-2	0-1	0-0	0	3	0	0	0	1	2
9	Gio Sanford	12	0-0	0-0	0-0	2	2	0	1	0	0	0
10	Daniel Akoue	1	0-0	0-0	0-0	0	0	0	0	0	0	0
11	Haki Muhammad II	5	0-3	0-1	0-0	0	0	0	1	0	0	0
	TEAM	0	0-0	0-0	0-0	1	0	0	0	0	0	0
	Totals	200	24-68	10-31	11-11	33	18	12	18	3	7	9

	FG	%	3FG	%	FT	%
1st Half	13-32	40.6	9-18	50.0	5-5	100.0
2nd Half	11-36	30.6	1-13	7.7	6-6	100.0
Game	24-68	35.3	10-31	32.3	11-11	100.0

TEXAS A&M (5-0)

#	Name	MIN	FG	3FG	FT	TR	PF	A	TO	B	S	TP
0	Jordan Pope*	21	3-3	1-1	2-2	0	0	3	0	0	0	9
1	Jalen Shelley*	26	7-10	4-6	0-0	6	1	5	0	1	1	18
4	PJ Haggerty*	25	6-10	0-1	7-7	4	3	2	3	0	2	19
7	Zach Clemence*	19	1-3	0-1	0-0	1	2	2	0	1	0	2
21	Mackenzie Mgbako*	28	7-13	2-4	1-2	7	0	2	1	0	1	17
2	Jalen Reece	14	1-1	0-0	0-0	3	2	4	2	0	2	2
3	Neiko Mundey	8	4-6	1-2	2-2	1	0	1	1	0	2	11
5	Rylan Griffen	21	4-4	3-3	1-1	1	1	0	2	0	0	12
8	Tyshawn Archie	13	1-3	0-1	3-5	2	0	4	0	0	0	5
9	Jamie Vinson	5	1-2	0-0	0-0	1	0	0	1	0	0	2
10	Jeremiah Green	2	0-1	0-0	2-2	2	0	0	1	0	0	2
14	Chris McDermott	1	0-1	0-0	0-0	2	1	0	0	0	0	0
23	Josh Irving	15	1-2	0-0	0-0	2	1	0	1	2	0	2
24	Lukas Walls	2	0-0	0-0	0-0	1	0	0	0	0	0	0
	TEAM	0	0-0	0-0	0-0	1	0	0	0	0	0	0
	Totals	200	36-59	11-19	18-21	34	11	23	12	4	8	101

	FG	%	3FG	%	FT	%
1st Half	16-21	76.2	5-7	71.4	6-7	85.7
2nd Half	20-38	52.6	6-12	50.0	12-14	85.7
Game	36-59	61.0	11-19	57.9	18-21	85.7

Points	2nd Ch.	Paint	F Brk	Off TO	Bench
SLU	23	20	4	13	6
TAMU	18	42	13	29	36

Ties: 2 **Lead Changes:** 4
Largest Lead: TAMU by 32 (0:34, 2H)

Officials: Doug Shows, Vladimir Voyard-Tidal, Garrick Shannon
Start Time: 7:30 p.m. **Duration:** 2:04 **Attendance:** 6,420

GAME 06

TCU	92
TEXAS A&M	97

Nov. 19, 2026 | Fort Worth | Schollmaier Arena

	1st	2nd	OT	Final
TCU	51	30	11	92
Texas A&M	39	42	16	97

The game opened at a breakneck speed with the Aggies nosing ahead 22-17 at the 12:20 mark, converting on 9-of-13 from the field. TCU responded through a barrage from beyond the arc, sinking 13 from deep to lead after the opening period, 51-39.

The Aggies meticulously chipped away at the deficit coming out of the intermission. On back-to-back trips down the court, Haggerty hit from triple town and dropped in a floater from nine feet to tie the score at 71-71 at the 7:23 mark. Neither team broke the deadlock and they went into overtime knotted at 81.

The three ball was the difference in bonus period, as A&M sank 3-for-5 to build an advantage that held to the final buzzer, 97-92.

TCU (4-1)

#	Name	MIN	FG	3FG	FT	TR	PF	A	TO	B	S	TP
2*	Brock Harding	40	5-11	3-7	5-6	2	1	11	4	1	2	18
5*	Micah Robinson	34	4-9	3-6	3-4	4	4	2	5	0	2	14
21*	Robbie Avila	34	3-8	0-4	4-6	4	0	2	0	0	0	10
24*	Xavier Edmonds	29	6-11	2-4	2-5	6	4	2	1	3	0	16
55*	Tanner Toolson	32	4-10	2-4	3-4	5	3	3	0	1	1	13
0	Trent Lincoln	7	0-0	0-0	0-0	0	0	1	0	0	0	0
11	Gavin Sykes	28	4-7	4-7	2-2	1	2	2	0	0	1	14
15	DJ Thomas	20	2-5	0-2	3-3	2	2	0	2	0	0	7
	TEAM	0	0-0	0-0	0-0	5	0	0	0	0	0	0
	Totals	225	28-61	14-34	22-30	29	16	23	12	5	6	92

	FG	%	3FG	%	FT	%
1st Half	16-31	51.6	13-23	56.5	6-8	75.0
2nd Half	9-21	42.9	1-7	14.3	11-16	68.8
Overtime	3-9	33.3	0-4	0.0	5-6	83.3
Game	28-61	45.9	14-34	41.2	22-30	73.3

TEXAS A&M (6-0)

#	Name	MIN	FG	3FG	FT	TR	PF	A	TO	B	S	TP
0	Jordan Pope*	33	5-9	2-5	0-0	0	2	3	1	0	0	12
1	Jalen Shelley*	32	6-8	3-5	4-7	6	1	3	3	0	2	19
4	PJ Haggerty*	38	12-19	2-3	3-7	7	4	7	5	0	3	29
7	Zach Clemence*	31	5-9	3-7	1-2	7	5	4	0	1	1	14
21	Mackenzie Mgbako*	33	5-13	3-7	2-2	7	4	4	2	0	1	15
2	Jalen Reece	11	0-0	0-0	0-0	4	2	2	0	0	2	0
3	Neiko Mundey	1	0-0	0-0	0-0	0	0	0	0	0	0	0
5	Rylan Griffen	28	1-5	0-3	0-0	3	0	0	1	1	0	2
8	Tyshawn Archie	3	0-1	0-1	0-0	0	0	1	0	0	0	0
14	Chris McDermott	2	0-0	0-0	0-0	0	1	0	0	0	0	0
23	Josh Irving	13	3-6	0-0	0-0	7	3	0	2	4	0	6
	TEAM	0	0-0	0-0	0-0	4	0	0	1	0	0	0
	Totals	225	37-70	13-31	10-18	45	22	24	15	6	9	97

	FG	%	3FG	%	FT	%
1st Half	17-29	58.6	5-12	41.7	0-2	0.0
2nd Half	17-36	47.2	5-14	35.7	3-6	50.0
Overtime	3-5	60.0	3-5	60.0	7-10	70.0
Game	37-70	52.9	13-31	41.9	10-18	55.6

Points	2nd Ch.	Paint	F Brk	Off TO	Bench
TCU	12	24	23	14	21
TAMU	15	38	20	17	8

Ties: 7 **Lead Changes:** 9
Largest Lead: TCU by 14 (1:25, 1H)

Officials: Doug Sirmons, Kipp Kissinger, Bart Lenox
Start Time: 7:00 p.m. **Duration:** 2:36 **Attendance:** 7,066

TEXAS A&M MEN'S BASKETBALL TV ROSTER



0 JORDAN POPE
G - GR - Oakley, Calif.



1 JALEN SHELLEY
F - JR - Little Elm, Texas



2 JALEN REECE
G - SO - Orlando, Fla.



3 NEIKO MUNDEY
G - FR - Washington, D.C.



4 PJ HAGGERTY
G - GR - Baytown, Texas



5 RYLAN GRIFFEN
G - 5th - Dallas, Texas



6 PRESTON CLARK
F - SR - Austin, Texas



7 ZACH CLEMENCE
F - GR - San Antonio, Texas



8 TYSHAWN ARCHIE
G - SR - Houston, Texas



9 JAMIE VINSON
F - JR - Austin, Texas



10 JEREMIAH GREEN
G - SO - Denton, Texas



12 CADE PHILLIPS
F - SR - Gadsden, Ala.



14 CHRIS MCDERMOTT
F - JR - Houston, Texas



15 KYLE MORAN
G - GR - Lake Highlands, Texas



21 MACKENZIE MGBAKO
F - SR - Franklin, N.J.



23 JOSH IRVING
F - FR - Pasadena, Calif.



24 LUKAS WALLS
G - SR - Knoxville, Tenn.



HC BUCKY MCMILLAN
2nd Season at Texas A&M



AHC MITCH COLE
2nd Season at Texas A&M



AC KYLE KELLER
2nd Season at Texas A&M



AC FRANK HAITH
2nd Season at Texas A&M



AC TJ CLEVELAND
2nd Season at Texas A&M



AC DAVE GOOD
2nd Season at Texas A&M



SC DARBY RICH
2nd Season at Texas A&M