

3W SMD LED recessed downlight, budget range, IP20.

Complete with 250mA driver.

Complies with standard EN60598-1 and any other specific standards.



#### Downloads



#### Dimensions



#### Gallery



#### Physical Specification

Item Group

06 Downlights Fixed LED

Family

The Budget Downlight Range Aluminium

Order Code

10103T/W/W

Colour

White

Material

Aluminium

Shape



Circular


Height



35mm

Diameter	90mm
Cutout Hole Diameter	68mm
Recessed Ceiling	Yes
Depth Required	50mm
Indoor	Yes
Adjustable	No


## Electrical Characteristics

Gear	External-Included
Fitting + Driver	
Input Voltage	220-240V
50 Hz	Yes
60 Hz	Yes
Safety Class	
Power(Watts)	3W
IP Rating	IP20
Light Source	LED built in
Dimmable	No
F Mark	

Fitting	
Input Type	Constant Current
Input Current	250mA
Voltage	9V
Safety Class	
Power(Watts)	2,5W
IP Rating	IP20
Light Source	LED built in
LED Type	SMD 2835
LED Brand	Sanan

LED Number	6
F Mark	
<b>Gear</b>	
Gear Type	Led Driver
Input Voltage	220-240V
50 Hz	Yes
60 Hz	Yes
Power(Watts)	2-3W
Power Factor	0,5
Constant Current	Yes
Output	250mA
Voltage Range	8-12V
IP Rating	IP20
Safety Class	
Dimmable	No
Housing Material	Plastic
Output Terminal	Cable
Brand	Kegu

### Illumination Data

Colour Temperature	3000K
Lumen Output	210lm
Light Efficiency	70lm/W
CRI	80
Beam Angle	120°
Illumination Diagram	

### Packing Info

Box Length	9,5cm
------------	-------

Box Width	9,5cm
Box Height	6cm
Box Weight	0,125kg
Pcs/Carton	100
Barcode	5291889045762
HS Code	9405409900

## Certification & Warranty

Warranty	2 Years
Weee Directive	Yes