



6W LED frameless downlight, IP65. Suitable for Indoor/Outdoor installation and bathroom.

Complete with 250mA driver.

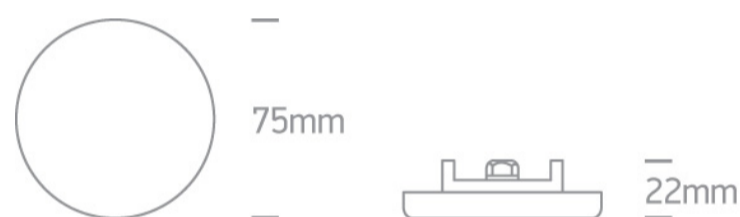
Complies with standard EN60598-1 and any other specific standards.



Downloads



Dimensions



Gallery






Physical Specification


Item Group	06 Downlights Fixed LED
Family	The Frameless IP65 Range Die cast + PC
Order Code	10106CF/C
Colour	White
Material	Die Cast
Diffuser Material	PC
Shape	Circular

Height	22mm
Diameter	75mm
Cutout Hole Diameter	55mm
Recessed Ceiling	Yes
Depth Required	40mm
Indoor	Yes
Outdoor	Yes
Adjustable	No
IK Rating	8

Electrical Characteristics

Gear	External-Included
Fitting + Driver	
Input Voltage	220-240V
50 Hz	Yes
60 Hz	Yes
Safety Class	
Power(Watts)	6W
IP Rating	IP65
Light Source	LED built in
Dimmable	No
F Mark	


Fitting	
Input Type	Constant Current
Input Current	250mA
Voltage	16V
Safety Class	
Power(Watts)	4W
IP Rating	IP65

Light Source	LED built in
LED Type	SMD 4014
LED Brand	Zhaochi
F Mark	

Gear

Gear Type	Led Driver
Input Voltage	220-240V
50 Hz	Yes
60 Hz	Yes
Power(Watts)	3-4,5W
Power Factor	0,9
Constant Current	Yes
250mA	11-18V
IP Rating	IP20
Safety Class	
Dimmable	No
Housing Material	Plastic
Output Terminal	Cable
Brand	Kegu

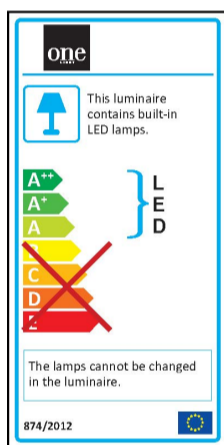
Illumination Data

Colour Temperature	4000K
Lumen Output	400lm
Light Efficiency	66,67lm/W
CRI	80
Beam Angle	120°
Illumination Diagram	

Packing Info

Box Length	13,5cm
Box Width	13cm
Box Height	3cm
Box Weight	0,18Kg
Pcs/Carton	40
Carton Length	33cm
Carton Width	27cm
Carton Height	30cm
Carton Weight	7,3Kg
Barcode	5291889057079
HS Code	9405409900

Energy Label



Certification & Warranty

Warranty	2 Years
Weee Directive	Yes