

8W slim downlight LED, IP40, ideal for commercial applications such as offices, galleries and showrooms.

Supplied with 300mA non-dimmable LED driver.

Complies with standard EN60598-1 and any other specific standards.



Downloads



Dimensions



Gallery



Related items





89008UT

Physical Specification


Item Group	06 Downlights Fixed LED
Family	The 3-12W Round Recessed Panels Die cast

Order Code	10108FA/B/W
Colour	Black
Material	Die Cast
Diffuser Material	Acrylic
Shape	Circular
Height	22mm
Diameter	120mm
Cutout Hole Diameter	108mm
Recessed Ceiling	Yes
Depth Required	50mm
Indoor	Yes
Adjustable	No


Electrical Characteristics

Gear	External-Included
Fitting + Driver	
Input Voltage	220-240V
50 Hz	Yes
60 Hz	Yes
Safety Class	
Power(Watts)	8W
IP Rating	IP40
Light Source	LED built in
Dimmable	No
F Mark	

Fitting	
Input Type	Constant Current
Input Current	300mA
Voltage	23V

Safety Class	
Power(Watts)	6,9W
IP Rating	IP40
Light Source	LED built in
LED Type	SMD 2835
LED Brand	Epistar
LED Number	42

Gear

Gear Type	Led Driver
Input Voltage	220-240V
50 Hz	Yes
60 Hz	Yes
Power(Watts)	4,2-7,2W
Power Factor	0,6
Constant Current	Yes
Output	300mA
Voltage Range	14-24V
IP Rating	IP20
Safety Class	
Dimmable	No
Ambient Temp	50°C
Operating Temp	75°C
Housing Material	Plastic
Brand	Lifud

Illumination Data

Colour Temperature	3000K
Lumen Output	480lm
Light Efficiency	60lm/W
CRI	80

Beam Angle
Illumination Diagram

120°



Packing Info

Box Length
Box Width
Box Height
Box Weight
Pcs/Carton
Barcode
HS Code

18,5cm

3,1cm

13cm

0,250Kg

40

5291889052456

9405109890

Certification & Warranty

Warranty
Average Lifetime
Weee Directive

2 Years

30000 hours

Yes