



8W LED Dark Light Dome Reflector, IP20.

Complete with 300mA driver.

Complies with standard EN60598-1 and any other specific standards.



Downloads



Dimensions



Gallery



Physical Specification

Item Group

06 Downlights Fixed LED

Family

The Dark Light Dome Reflector Die cast

Order Code

10108FD/W/W

Colour

White

Material

Die Cast

Shape



Circular


Height

30mm

Diameter	105mm
Cutout Hole Diameter	94mm
Recessed Ceiling	Yes
Depth Required	60mm
Indoor	Yes
Adjustable	No

Electrical Characteristics

Gear	External-Included
Fitting + Driver	
Input Voltage	220-240V
50 Hz	Yes
60 Hz	Yes
Safety Class	
Power(Watts)	8W
IP Rating	IP20
Light Source	LED built in
Dimmable	No
F Mark	

Fitting	
Input Type	Constant Current
Input Current	300mA
Voltage	25V
Safety Class	
Power(Watts)	7,5W
IP Rating	IP20
Light Source	LED built in
LED Type	SMD 2835
LED Brand	Sanan

Gear

Gear Type

Led Driver

Input Voltage

220-240V

50 Hz

Yes

60 Hz

Yes

Power(Watts)

4,5-7,5W

Power Factor

0,5

Constant Current

Yes

300mA

15-25V

IP Rating

IP20

Safety Class



Dimmable

No

Housing Material

Plastic

Output Terminal

Cable

Brand

Kegu

Protection

Short Circuit and Overload

Illumination Data

Colour Temperature

3000K

Lumen Output

560lm

Light Efficiency

70lm/W

CRI

80

Illumination Diagram



Dark Light

Yes

Packing Info

Box Length

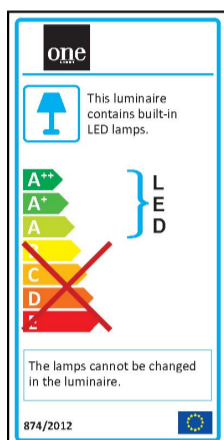
13cm

Box Width

11,5cm

Box Height	4cm
Box Weight	0,20Kg
Pcs/Carton	45
Barcode	5291889051589
HS Code	9405409900

Energy Label



Certification & Warranty

Warranty	2 Years
Average Lifetime	30000hrs
Weee Directive	Yes