



9W Dark Light SMD LED recessed downlight ideal for bathroom installation, IP54.

Complete with 300mA driver.

Complies with standard EN60598-1 and any other specific standards.



#### Downloads



#### Dimensions



#### Gallery



#### Physical Specification

Item Group

06 Downlights Fixed LED

Family

The IP54 Dark Light Bathroom Downlights Die cast

Order Code

10109FD/W/W

Colour

White

Material

Die Cast

Shape



Circular


Height

50mm



Diameter	120mm
Cutout Hole Diameter	111mm
Recessed Ceiling	Yes
Depth Required	70mm
Indoor	Yes
Outdoor	Yes
Adjustable	No

## Electrical Characteristics

Gear	External-Included
Fitting + Driver	
Input Voltage	220-240V
50 Hz	Yes
60 Hz	Yes
Safety Class	
Power(Watts)	9W
IP Rating	IP54
Light Source	LED built in
Dimmable	No
F Mark	

Fitting	
Input Type	Constant Current
Input Current	300mA
Voltage	28V
Safety Class	
Power(Watts)	8,4W
IP Rating	IP54
Light Source	LED built in
LED Type	SMD 2835

LED Brand	
F Mark	
Gear	
Gear Type	
Input Voltage	
50 Hz	
60 Hz	
Power(Watts)	
Power Factor	
Constant Current	
300mA	
IP Rating	
Safety Class	
Dimmable	
Housing Material	
Output Terminal	
Brand	

Epistar	
	
Gear	
Led Driver	
220-240V	
Yes	
Yes	
6-9W	
0,9	
Yes	
20-30V	
IP20	
	
No	
Plastic	
Cable	
Kegu	

### Illumination Data

Colour Temperature
Lumen Output
Light Efficiency
CRI
Illumination Diagram
Dark Light

3000K
765lm
85lm/W
80

Yes

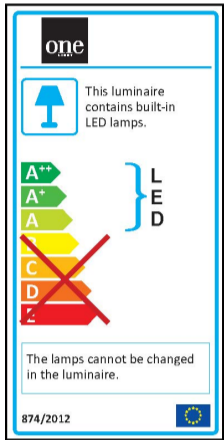
### Packing Info

Box Length
Box Width

13cm
13cm

Box Height	6cm
Box Weight	0,3kg
Pcs/Carton	40
Barcode	5291889051404
HS Code	9405409900

## Energy Label



## Certification & Warranty

Warranty	2 Years
Weee Directive	Yes