



12W COB LED recessed downlight, for general lighting applications.

Complete with 300mA driver.

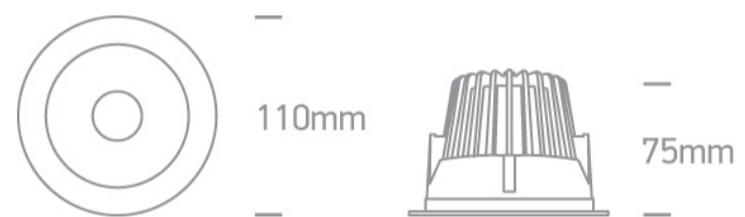
Complies with standard EN60598-1 and any other specific standards.



## Downloads



## Dimensions



## Physical Specification

Item Group	06 Downlights Fixed LED
Family	Dark Light Pro Range Aluminium
Order Code	10112ED/W/BS/W
Colour	White-Brass
Material	Aluminium
Shape	Circular
Height	75mm
Diameter	110mm
Cutout Hole Diameter	92mm
Recessed Ceiling	Yes
Depth Required	95mm
Indoor	Yes

Adjustable

No

## Electrical Characteristics

Gear

External-Included

### Fitting + Driver

Input Voltage

220-240V

50 Hz

Yes

60 Hz

Yes

Safety Class



Power(Watts)

12W

IP Rating

IP20

Light Source

LED built in

Dimmable

No

F Mark



### Fitting

Input Type

Constant Current

Input Current

300mA

Voltage

34,5V

Safety Class



Power(Watts)

10,3W

IP Rating

IP20

Light Source

LED built in

LED Type

SMD 2835

LED Brand

Sanan

LED Number

1


F Mark




Gear

Gear Type

Led Driver

Input Voltage	220-240V
50 Hz	Yes
60 Hz	Yes
Power(Watts)	7,5-12,6W
Power Factor	0,5
Constant Current	Yes
300mA	25-42V
IP Rating	IP20
Safety Class	
Dimmable	No
Housing Material	Plastic
Output Terminal	Cable
Brand	LIFUD

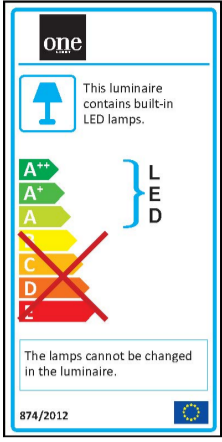
#### Illumination Data

Colour Temperature	3000K
Lumen Output	840lm
Light Efficiency	70lm/W
CRI	80
Beam Angle	60°
Illumination Diagram	
Dark Light	Yes

#### Packing Info

Box Length	13cm
Box Width	13cm
Box Height	9cm
Pcs/Carton	50
Barcode	5291889058663
HS Code	9405409900

## Energy Label



## Certification & Warranty

Warranty

2 Years

Weee Directive

Yes