

12W slim downlight LED, IP40, ideal for commercial applications such as offices, galleries and showrooms.

Supplied with 250mA non-dimmable LED driver.


Complies with standard EN60598-1 and any other specific standards.




#### Downloads



#### Dimensions



#### Gallery



#### Related items



89016UT

#### Physical Specification

Item Group



06 Downlights Fixed LED

Family


The 3-12W Round Recessed Panels Die cast

Order Code	10112FA/W/C
Colour	White
Material	Die Cast
Diffuser Material	Acrylic
Shape	Circular
Height	22mm
Diameter	173mm
Cutout Hole Diameter	155mm
Recessed Ceiling	Yes
Depth Required	50mm
Indoor	Yes
Adjustable	No


#### Electrical Characteristics

Gear	External-Included
Fitting + Driver	
Input Voltage	220-240V
50 Hz	Yes
60 Hz	Yes
Safety Class	
Power(Watts)	12W
IP Rating	IP40
Light Source	LED built in
Dimmable	No
F Mark	

Fitting	
Input Type	Constant Current
Input Current	320mA
Voltage	42V

Safety Class	
Power(Watts)	10,5W
IP Rating	IP40
Light Source	LED built in
LED Type	SMD 2835
LED Brand	Epistar
LED Number	60

## Gear

Gear Type	Led Driver
Input Voltage	220-240V
50 Hz	Yes
60 Hz	Yes
Power(Watts)	6,75-10,5W
Power Factor	0,9
Constant Current	Yes
250mA	27-42V
IP Rating	IP20
Safety Class	
Dimmable	No
Ambient Temp	50°C
Operating Temp	75°C
Housing Material	Plastic
Brand	Lifud

## Illumination Data

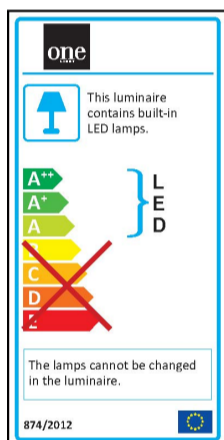
Colour Temperature	4000K
Lumen Output	840lm
Light Efficiency	70lm/W
CRI	80
Beam Angle	120°



## Packing Info

Box Length	23,5cm
Box Width	3,1cm
Box Height	18cm
Box Weight	0,410Kg
Pcs/Carton	30
Barcode	5291889044116
HS Code	9405109890

## Energy Label



## Certification &amp; Warranty

Warranty	2 Years
Average Lifetime	30000 hours
Weee Directive	Yes