



12W slim downlight LED, IP40, ideal for commercial applications such as offices, galleries and showrooms.

Supplied with 500mA non-dimmable LED driver.


Complies with standard EN60598-1 and any other specific standards.




## Downloads



## Dimensions



## Gallery



## Physical Specification

Item Group

06 Downlights Fixed LED

Family

The 3-12W Round Recessed Panels Die cast

Order Code

10112F/W/EW

Colour

White

Material

Die Cast

Diffuser Material



Acrylic


Shape


Circular

Height	20mm
Diameter	178mm
Cutout Hole Diameter	165mm
Recessed Ceiling	Yes
Depth Required	40mm
Indoor	Yes
Adjustable	No


## Electrical Characteristics

Gear	External-Included
Fitting + Driver	
Input Voltage	100-240V
50 Hz	Yes
60 Hz	Yes
Safety Class	
Power(Watts)	12W
IP Rating	IP40
Light Source	LED built in
Dimmable	No
F Mark	

Fitting	
Input Type	Constant Current
Input Current	500mA
Voltage	18V
Safety Class	
Power(Watts)	9W
IP Rating	IP40
Light Source	LED built in
LED Type	SMD 2835

LED Brand	Chimei
LED Number	108
Gear	
Gear Type	Led Driver
Input Voltage	100-240V
50 Hz	Yes
60 Hz	Yes
Power(Watts)	8,5-10,5W
Power Factor	0,92
Constant Current	Yes
500mA	11-18V
IP Rating	IP20
Safety Class	
Dimmable	No
Ambient Temp	40°C
Operating Temp	85°C
Housing Material	Plastic
Brand	One Light

### Illumination Data

Colour Temperature	2700K
Lumen Output	745lm
Light Efficiency	62,08lm/W
CRI	80
Beam Angle	120°
Illumination Diagram	

### Packing Info

Box Length	22cm
------------	------

Box Width	18,5cm
Box Height	3cm
Box Weight	0,71Kg
Pcs/Carton	20
Barcode	5291889038986
HS Code	9405409900

## Certification & Warranty

Warranty	2 Years
Average Lifetime	30000 hours
Weee Directive	Yes