



15W LED recessed downlight, IP20. Ideal for general lighting applications.

Complete with 350mA driver.

Complies with standard EN60598-1 and any other specific standards.



## Downloads



## Dimensions



## Gallery






## Physical Specification

Item Group	06 Downlights Fixed LED
Family	The COB Downlight Range Die Cast
Order Code	10115CA/W/W
Colour	White
Material	Die Cast
Shape	Circular
Height	75mm

Diameter	145mm
Cutout Hole Diameter	125mm
Recessed Ceiling	Yes
Depth Required	100mm
Indoor	Yes
Adjustable	No

## Electrical Characteristics

Gear	External-Included
Fitting + Driver	
Input Voltage	220-240V
50 Hz	Yes
60 Hz	Yes
Safety Class	
Power(Watts)	15W
IP Rating	IP20
Light Source	LED built in
Dimmable	No
F Mark	

Fitting	
Input Type	Constant Current
Input Current	350mA
Voltage	37,2V
Safety Class	
Power(Watts)	13W
IP Rating	IP20
Light Source	LED built in
LED Type	COB
LED Brand	Epistar

## Gear

Gear Type

Led Driver

Input Voltage

220-240V

50 Hz

Yes

60 Hz

Yes

Power(Watts)

9-14,7W

Power Factor

0,9

Constant Current

Yes

350mA

25-42V

IP Rating

IP20

Safety Class



Dimmable

No

Ambient Temp

45°C

Operating Temp

85°C

Housing Material

Plastic

Output Terminal

Cable

Brand

Lifud

Protection

Short Circuit and Overload

## Illumination Data

Colour Temperature

3000K

Lumen Output

1275lm

Light Efficiency

85lm/W

CRI

80

Beam Angle

60°

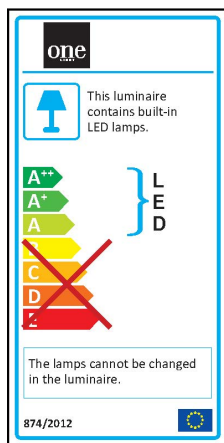
Illumination Diagram



## Packing Info

Box Length	18cm
Box Width	8,5cm
Box Height	15cm
Box Weight	0,55Kg
Pcs/Carton	30
Barcode	5291889052012
HS Code	9405409900

## Energy Label



## Certification & Warranty

Warranty	2 Years
Average Lifetime	30000hrs
Weee Directive	Yes