



15W SMD LED recessed downlight, budget range, IP20.

Complete with 280mA driver.

Complies with standard EN60598-1 and any other specific standards.



Downloads



Dimensions



Gallery



Physical Specification

Item Group

06 Downlights Fixed LED

Family

The Budget Downlight Range Aluminium

Order Code

10115T/W/W

Colour

White

Material

Aluminium

Shape



Circular


Height



43mm

Diameter	160mm
Cutout Hole Diameter	130mm
Recessed Ceiling	Yes
Depth Required	60mm
Indoor	Yes
Adjustable	No


Electrical Characteristics

Gear	External-Included
Fitting + Driver	
Input Voltage	220-240V
50 Hz	Yes
60 Hz	Yes
Safety Class	
Power(Watts)	15W
IP Rating	IP20
Light Source	LED built in
Dimmable	No
F Mark	

Fitting	
Input Type	Constant Current
Input Current	280mA
Voltage	45V
Safety Class	
Power(Watts)	12,6W
IP Rating	IP20
Light Source	LED built in
LED Type	SMD 2835
LED Brand	Sanan

LED Number	30
F Mark	
Gear	
Gear Type	Led Driver
Input Voltage	220-240V
50 Hz	Yes
60 Hz	Yes
Power(Watts)	11,7-17,7W
Power Factor	0,95
Constant Current	Yes
Output	280mA
Voltage Range	42-63V
IP Rating	IP20
Safety Class	
Dimmable	No
Housing Material	Plastic
Output Terminal	Cable
Brand	Lifud

Illumination Data

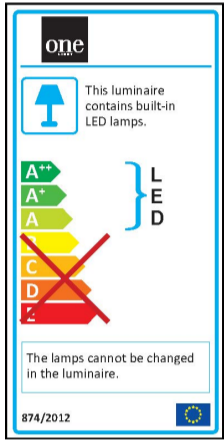
Colour Temperature	3000K
Lumen Output	1050lm
Light Efficiency	70lm/W
CRI	80
Beam Angle	120°
Illumination Diagram	

Packing Info

Box Length	17cm
------------	------

Box Width	17cm
Box Height	6cm
Box Weight	0,290kg
Pcs/Carton	30
Barcode	5291889045809
HS Code	9405409900

Energy Label



Certification & Warranty

Warranty	2 Years
Weee Directive	Yes