



20W COB LED recessed downlight, IP20.

Complete with 500mA driver.

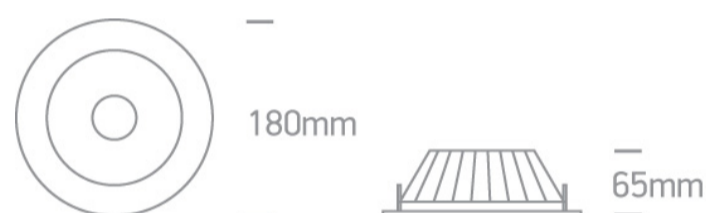
Complies with standard EN60598-1 and any other specific standards.



Downloads



Dimensions



Physical Specification

| | |
|----------------------|-----------------------------------|
| Item Group | 06 Downlights Fixed LED |
| Family | The COB Downlight Range Aluminium |
| Order Code | 10120C/W/W |
| Colour | White |
| Material | Aluminium |
| Shape | Circular |
| Height | 65mm |
| Diameter | 180mm |
| Cutout Hole Diameter | 160mm |
| Recessed Ceiling | Yes |
| Depth Required | 100mm |
| Indoor | Yes |

Adjustable

No

Electrical Characteristics

Gear

External-Included

Fitting + Driver

Input Voltage

220-240V

50 Hz

Yes

60 Hz

Yes

Safety Class



Power(Watts)

20W

IP Rating

IP20

Light Source

LED built in

Dimmable

No

F Mark



Fitting

Input Type

Constant Current

Input Current

500mA

Voltage

38V

Safety Class



Power(Watts)

19W

IP Rating

IP20

Light Source

LED built in

LED Type

COB

LED Brand

Epistar

F Mark




Gear

Gear Type


Led Driver

Input Voltage

220-240V

| | |
|------------------|---|
| 50 Hz | Yes |
| 60 Hz | Yes |
| Power(Watts) | 13,5-21W |
| Power Factor | 0,8 |
| Constant Current | Yes |
| 500mA | 27-42V |
| IP Rating | IP20 |
| Safety Class |  |
| Dimmable | No |
| Housing Material | Plastic |
| Output Terminal | Cable |
| Brand | Lifud |

Illumination Data

| | |
|----------------------|---|
| Colour Temperature | 3000K |
| Lumen Output | 1400lm |
| Light Efficiency | 70lm/W |
| CRI | 80 |
| Beam Angle | 80° |
| Illumination Diagram |  |

Packing Info

| | |
|------------|---------------|
| Box Length | 20cm |
| Box Width | 20cm |
| Box Height | 8cm |
| Box Weight | 0,71kg |
| Pcs/Carton | 18 |
| Barcode | 5291889040309 |
| HS Code | 9405409900 |

Energy Label



Certification & Warranty

Warranty

2 Years

Weee Directive

Yes