



25W LED recessed downlight, IP54. Suitable for Indoor/Outdoor installation.

Complete with 600mA driver.


Complies with standard EN60598-1 and any other specific standards.



Downloads



Dimensions



Physical Specification

Item Group	06 Downlights Fixed LED
Family	The Dark Light Project Range
Order Code	10125TD/W/W
Colour	White
Material	Aluminium
Shape	Circular
Height	100mm
Diameter	235mm
Cutout Hole Diameter	210mm
Recessed Ceiling	Yes
Depth Required	140mm
Indoor	Yes

Outdoor

Yes

Adjustable

No

Electrical Characteristics

Gear

External-Included

Fitting + Driver

Input Voltage

220-240V

50 Hz

Yes

60 Hz

Yes

Safety Class



Power(Watts)

25W

IP Rating

IP54

Light Source

LED built in

Dimmable

No

F Mark



Fitting

Input Type

Constant Current

Input Current

600mA

Voltage

39V

Safety Class



Power(Watts)

23,4W

IP Rating

IP54

Light Source

LED built in

LED Type

SMD 2835

LED Brand

Epistar


F Mark




Gear

Gear Type

Led Driver

Input Voltage	220-240V
50 Hz	Yes
60 Hz	Yes
Power(Watts)	18-24W
Power Factor	0,9
Constant Current	Yes
600mA	30-40V
IP Rating	IP20
Safety Class	
Dimmable	No
Housing Material	Plastic
Output Terminal	Cable
Brand	ONE

Illumination Data

Colour Temperature	3000K
Lumen Output	2400lm
Light Efficiency	95lm/W
CRI	80
Beam Angle	60°
Illumination Diagram	
Dark Light	Yes

Packing Info

Box Length	25cm
Box Width	25cm
Box Height	10,8cm
Pcs/Carton	12
Barcode	5291889069706
HS Code	9405409900

Warranty

2 Years

Weee Directive

Yes
