



40W COB LED semi dark light recessed downlight, IP20.

Complete with 1000mA driver.

Complies with standard EN60598-1 and any other specific standards.



#### Downloads



#### Dimensions



#### Gallery



#### Physical Specification

Item Group

06 Downlights Fixed LED

Family

The Semi Dark Light COB Pro Range

Order Code

10140CD/W/W

Colour

White

Material

Die Cast

Shape



Circular


Height

90mm

Diameter	260mm
Cutout Hole Diameter	245mm
Recessed Ceiling	Yes
Depth Required	100mm
Indoor	Yes
Adjustable	No

## Electrical Characteristics

Gear	External-Included
Fitting + Driver	
Input Voltage	220-240V
50 Hz	Yes
60 Hz	Yes
Safety Class	
Power(Watts)	40W
IP Rating	IP20
Light Source	LED built in
Dimmable	No
F Mark	

Fitting	
Input Type	Constant Current
Input Current	1000mA
Voltage	36V
Safety Class	
Power(Watts)	36W
IP Rating	IP20
Light Source	LED built in
LED Type	COB
LED Brand	Epistar

## Gear

Gear Type

Led Driver

Input Voltage

220-240V

50 Hz

Yes

60 Hz

Yes

Power(Watts)

25-40W

Power Factor

0,95

Constant Current

Yes

1000mA

25-40V

IP Rating

IP20

Safety Class



Dimmable

No

Ambient Temp

50°C

Operating Temp

85°C

Housing Material

Plastic

Output Terminal

Cable

Brand

Kegu

## Illumination Data

Colour Temperature

3000K

Lumen Output

2920lm

Light Efficiency

73lm/W

CRI

80

Beam Angle

180°

Illumination Diagram



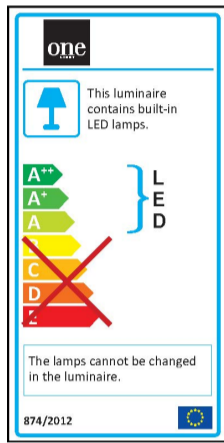
## Packing Info

Box Length

28cm

Box Width	28cm
Box Height	9,5cm
Box Weight	1,5kg
Pcs/Carton	6
Barcode	5291889042211
HS Code	9405409900

## Energy Label



## Certification & Warranty

Warranty	2 Years
Weee Directive	Yes