



40W slim downlight LED, IP40, ideal for commercial applications such as offices, galleries and showrooms.

Supplied with 1000mA non-dimmable LED driver.


Complies with standard EN60598-1 and any other specific standards.




Downloads



Dimensions



Gallery



Physical Specification

Item Group

06 Downlights Fixed LED

Family

The 40-48W Round Recessed Panels Die Cast

Order Code

10140F/W/C

Colour

White

Material

Die Cast

Diffuser Material



Acrylic


Shape


Circular

Height	20mm
Diameter	420mm
Cutout Hole Diameter	408mm
Recessed Ceiling	Yes
Depth Required	40mm
Indoor	Yes
Adjustable	No

Electrical Characteristics

Gear	External-Included
Fitting + Driver	
Input Voltage	220-240V
50 Hz	Yes
60 Hz	Yes
Safety Class	
Power(Watts)	40W
IP Rating	IP40
Light Source	LED built in
Dimmable	No
F Mark	

Fitting	
Input Type	Constant Current
Input Current	1000mA
Voltage	38V
Safety Class	
Power(Watts)	38W
IP Rating	IP40
Light Source	LED built in
LED Type	SMD 2016

LED Brand	Epistar
LED Number	300
Gear	
Gear Type	Led Driver
Input Voltage	220-240V
50 Hz	Yes
60 Hz	Yes
Power(Watts)	34-38W
Power Factor	0,9
Constant Current	Yes
1000mA	34-38V
IP Rating	IP20
Safety Class	
Dimmable	No
Ambient Temp	40°C
Operating Temp	85°C
Housing Material	Plastic
Brand	One Light
Protection	Open Circuit/Short Circuit

Illumination Data

Colour Temperature	4000K
Lumen Output	3400lm
Light Efficiency	85lm/W
CRI	80
Beam Angle	120°
Illumination Diagram	

Packing Info

Box Length	46cm
Box Width	46cm
Box Height	7cm
Box Weight	2,45Kg
Pcs/Carton	5
Barcode	5291889040644
HS Code	9405409900

Certification & Warranty

Warranty	2 Years
Average Lifetime	30000 hours
Weee Directive	Yes