



40W slim downlight LED, IP40, ideal for commercial applications such as offices, galleries and showrooms.

Supplied with 1000mA non-dimmable LED driver.


Complies with standard EN60598-1 and any other specific standards.




## Downloads



## Dimensions



## Gallery






## Physical Specification

Item Group	06 Downlights Fixed LED
Family	The 40-48W Round Recessed Panels Die Cast
Order Code	10140F/W/D
Colour	White
Material	Die Cast
Diffuser Material	Acrylic
Shape	Circular

Height	20mm
Diameter	420mm
Cutout Hole Diameter	408mm
Recessed Ceiling	Yes
Depth Required	40mm
Indoor	Yes
Adjustable	No


## Electrical Characteristics

Gear	External-Included
Fitting + Driver	
Input Voltage	220-240V
50 Hz	Yes
60 Hz	Yes
Safety Class	
Power(Watts)	40W
IP Rating	IP40
Light Source	LED built in
Dimmable	No
F Mark	


Fitting	
Input Type	Constant Current
Input Current	1000mA
Voltage	38V
Safety Class	
Power(Watts)	38W
IP Rating	IP40
Light Source	LED built in
LED Type	SMD 2016

LED Brand	Epistar
LED Number	300

### Gear

Gear Type	Led Driver
Input Voltage	220-240V
50 Hz	Yes
60 Hz	Yes
Power(Watts)	34-38W
Power Factor	0,9
Constant Current	Yes
1000mA	34-38V
IP Rating	IP20
Safety Class	
Dimmable	No
Ambient Temp	40°C
Operating Temp	85°C
Housing Material	Plastic
Brand	One Light
Protection	Open Circuit/Short Circuit

### Illumination Data

Colour Temperature	6000K
Lumen Output	3400lm
Light Efficiency	85lm/W
CRI	80
Beam Angle	120°
Illumination Diagram	

### Packing Info

Box Length	46cm
Box Width	46cm
Box Height	7cm
Box Weight	2,45Kg
Pcs/Carton	5
Barcode	5291889040668
HS Code	9405409900

## Certification & Warranty

Warranty	2 Years
Average Lifetime	30000 hours
Weee Directive	Yes