



40W slim downlight LED, IP40, ideal for commercial applications such as offices, galleries and showrooms.

Supplied with 1000mA non-dimmable LED driver.


Complies with standard EN60598-1 and any other specific standards.




## Downloads



## Dimensions



## Gallery






## Physical Specification

Item Group	06 Downlights Fixed LED
Family	The 40-48W Round Recessed Panels Die Cast
Order Code	10140F/W/W
Colour	White
Material	Die Cast
Diffuser Material	Acrylic
Shape	Circular

Height	20mm
Diameter	420mm
Cutout Hole Diameter	408mm
Recessed Ceiling	Yes
Depth Required	40mm
Indoor	Yes
Adjustable	No

## Electrical Characteristics

Gear	External-Included
Fitting + Driver	
Input Voltage	220-240V
50 Hz	Yes
60 Hz	Yes
Safety Class	
Power(Watts)	40W
IP Rating	IP40
Light Source	LED built in
Dimmable	No
F Mark	


Fitting	
Input Type	Constant Current
Input Current	1000mA
Voltage	38V
Safety Class	
Power(Watts)	38W
IP Rating	IP40
Light Source	LED built in
LED Type	SMD 2016

LED Brand
LED Number

Epistar
300

## Gear

Gear Type
Input Voltage
50 Hz
60 Hz
Power(Watts)
Power Factor
Constant Current
1000mA
IP Rating
Safety Class
Dimmable
Ambient Temp
Operating Temp
Housing Material
Brand
Protection

Led Driver
220-240V
Yes
Yes
34-38W
0,9
Yes
34-38V
IP20

No
40°C
85°C
Plastic
Eaglerise
Open Circuit/Short Circuit

## Illumination Data

Colour Temperature
Lumen Output
Light Efficiency
CRI
Beam Angle
Illumination Diagram

3000K
3400lm
85lm/W
80
120°


## Packing Info

Box Length	46cm
Box Width	46cm
Box Height	7cm
Box Weight	2,45Kg
Pcs/Carton	5
Barcode	5291889040651
HS Code	9405409900

## Certification & Warranty

Warranty	2 Years
Average Lifetime	30000 hours
Weee Directive	Yes