



40W COB LED semi dark light recessed downlight, IP20.

Complete with 1000mA driver.

Complies with standard EN60598-1 and any other specific standards.



## Downloads



## Dimensions



## Accessories



050097/B

## Physical Specification

Product Type

Item Group

Family

Order Code

Colour

Material

Gear

06 Downlights Fixed LED

Round Downlights



10140P/W/W


White

Aluminium


Shape	Circular
Height	100mm
Diameter	205mm
Cutout Hole Diameter	190mm
Recessed Ceiling	Yes
Depth Required	150mm
Indoor	Yes
Adjustable	No

## Electrical Characteristics

Gear	External-Included
Fitting + Driver	
Input Voltage	220-240V
50 Hz	Yes
60 Hz	Yes
Safety Class	
Power(Watts)	40W
IP Rating	IP20
Light Source	LED built in
Dimmable	No
F Mark	


Fitting	
Input Type	Constant Current
Input Current	1000mA
Voltage	36V
Safety Class	
Power(Watts)	36W
IP Rating	IP20
Light Source	LED built in

LED Type
LED Brand
F Mark

COB
Lumileds


## Gear

Gear Type
Input Voltage
50 Hz
60 Hz
Power(Watts)
Power Factor
Constant Current
1000mA
IP Rating
Safety Class
Dimmable
Ambient Temp
Operating Temp
Housing Material
Output Terminal

Led Driver
220-240V
Yes
Yes
25-42W
0,95
Yes
25-42V
IP20

No
50°C
85°C
Plastic
Cable

## Illumination Data

Colour Temperature
Lumen Output
Light Efficiency
CRI
Beam Angle
Illumination Diagram
Dark Light

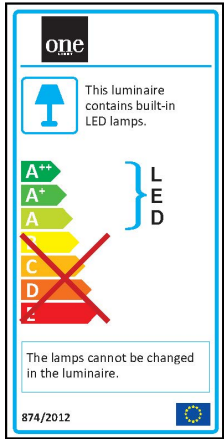
3000K
3200lm
80lm/W
80
60°

Yes

## Packing Info

Box Length	24cm
Box Width	23cm
Box Height	12,5cm
Pcs/Carton	12
Barcode	5291889053538
HS Code	9405409900

## Energy Label



## Certification & Warranty

Warranty	2 Years
Wee Directive	Yes