

48W slim downlight LED, IP40, ideal for commercial applications such as offices, galleries and showrooms.

Requires 1200mA LED driver.

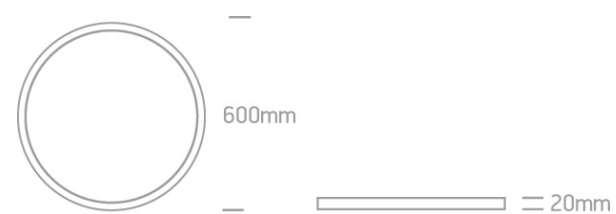
Complies with standard EN60598-1 and any other specific standards.



Downloads



Dimensions



Must be ordered separately



89048

Related items



89048T



89050L



89050TLD

Physical Specification


Item Group

06 Downlights Fixed LED

| | |
|----------------------|---|
| Family | The 40-48W Round Recessed Panels Die Cast |
| Order Code | 10148PE/W/C |
| Colour | White |
| Material | Die Cast |
| Diffuser Material | Acrylic |
| Shape | Circular |
| Height | 20mm |
| Diameter | 600mm |
| Cutout Hole Diameter | 585mm |
| Recessed Ceiling | Yes |
| Depth Required | 80mm |
| Indoor | Yes |
| Adjustable | No |


Electrical Characteristics

Fitting

| | |
|---------------|---|
| Input Type | Constant Current |
| Input Current | 1200mA |
| Safety Class |  |
| Power(Watts) | 48W |
| IP Rating | IP20 |
| Light Source | LED built in |
| LED Type | SMD 2835 |
| LED Brand | Epistar |
| LED Number | 240 |

Illumination Data

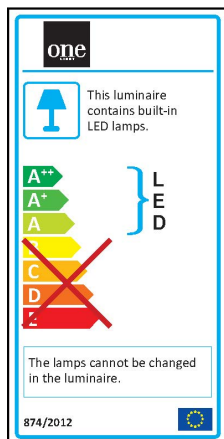
| | |
|--------------------|--------|
| Colour Temperature | 4000K |
| Lumen Output | 4000lm |

| | |
|----------------------|---|
| Light Efficiency | 83,33lm/W |
| CRI | 80 |
| Beam Angle | 120° |
| Illumination Diagram |  |

Packing Info

| | |
|------------|---------------|
| Box Length | 72cm |
| Box Width | 65cm |
| Box Height | 4,5cm |
| Box Weight | 3,3Kg |
| Pcs/Carton | 4 |
| Barcode | 5291889041870 |
| HS Code | 9405109890 |

Energy Label



Certification & Warranty

| | |
|----------|---------|
| Warranty | 2 Years |
|----------|---------|

Average Lifetime

30000 hours

Weee Directive

Yes
