

48W slim downlight LED, IP40, ideal for commercial applications such as offices, galleries and showrooms.

Requires 1200mA LED driver.

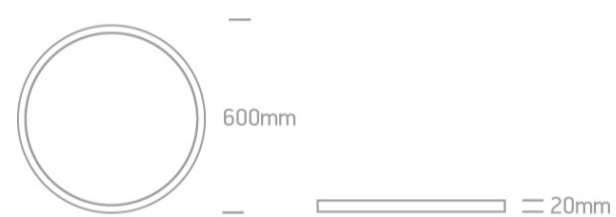
Complies with standard EN60598-1 and any other specific standards.



Downloads



Dimensions



Must be ordered separately



89048

Related items



89048T



89050L



89050TLD

Physical Specification


Item Group

06 Downlights Fixed LED

Family	The 40-48W Round Recessed Panels Die Cast
Order Code	10148PE/W/W
Colour	White
Material	Die Cast
Diffuser Material	Acrylic
Shape	Circular
Height	20mm
Diameter	600mm
Cutout Hole Diameter	585mm
Recessed Ceiling	Yes
Depth Required	80mm
Indoor	Yes
Adjustable	No


Electrical Characteristics

Fitting

Input Type	Constant Current
Input Current	1200mA
Safety Class	
Power(Watts)	48W
IP Rating	IP20
Light Source	LED built in
LED Type	SMD 2835
LED Brand	Epistar
LED Number	240

Illumination Data

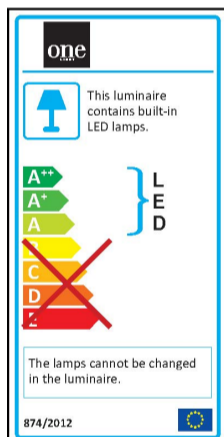
Colour Temperature	3000K
Lumen Output	3500lm

Light Efficiency	72,91lm/W
CRI	80
Beam Angle	120°
Illumination Diagram	

Packing Info

Box Length	72cm
Box Width	65cm
Box Height	4,5cm
Box Weight	3,3Kg
Pcs/Carton	4
Barcode	5291889041863
HS Code	9405109890

Energy Label



Certification & Warranty

Warranty	2 Years
----------	---------

Average Lifetime

30000 hours

Weee Directive

Yes
