



Recessed circular LED panel.

Complete with 1200mA driver.

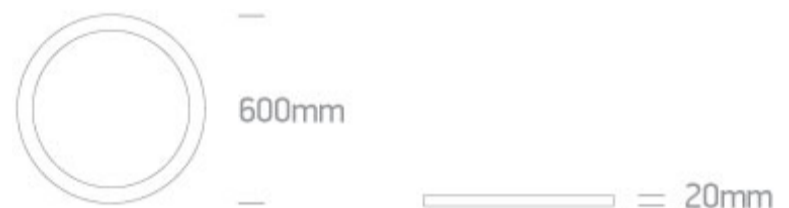
Complies with standard EN60598-1 and any other specific standards.



#### Downloads



#### Dimensions



#### Gallery



#### Related items



89050L



89050TLD

#### Physical Specification

Item Group



06 Downlights Fixed LED

Family


The 40-48W Round Recessed Panels Die Cast

|                      |            |
|----------------------|------------|
| Order Code           | 10148P/W/D |
| Colour               | White      |
| Material             | Die Cast   |
| Shape                | Circular   |
| Height               | 14mm       |
| Diameter             | 600mm      |
| Cutout Hole Diameter | 585mm      |
| Recessed T-Ceiling   | Yes        |
| Depth Required       | 80mm       |
| Indoor               | Yes        |
| Adjustable           | No         |


#### Electrical Characteristics

| Gear             | External-Included   |
|------------------|---|
| Fitting + Driver |   |
| Input Voltage    | 220-240V  |
| 50 Hz            | Yes   |
| 60 Hz            | Yes   |
| Safety Class     |  |
| Power(Watts)     | 48W   |
| IP Rating        | IP20  |
| Light Source     | LED built in  |
| Dimmable         | Yes   |
| Dimmer type      | Triac   |
| F Mark           |  |

| Fitting       |                  |
|---------------|------------------|
| Input Type    | Constant Current |
| Input Current | 1200mA           |
| Voltage       | 36V              |

|              |   |
|--------------|---|
| Safety Class |  |
| Power(Watts) | 43,2W   |
| IP Rating    | IP20  |
| Light Source | LED built in  |
| LED Type     | SMD 2835  |
| LED Brand    | Epistar   |

## Gear

|                  |   |
|------------------|---|
| Gear Type        | Led Driver  |
| Input Voltage    | 220-240V  |
| 50 Hz            | Yes   |
| 60 Hz            | Yes   |
| Power(Watts)     | 43,2-50,4W  |
| Power Factor     | 0,95  |
| Constant Current | Yes   |
| 1200mA           | 36-42V  |
| IP Rating        | IP20  |
| Safety Class     |  |
| Dimmable         | Yes   |
| Ambient Temp     | -30? ~ +50?   |
| Housing Material | Plastic   |
| Output Terminal  | Cable   |
| Brand            | ID  |
| Protection       | No-Load, Short Circuit  |

## Illumination Data

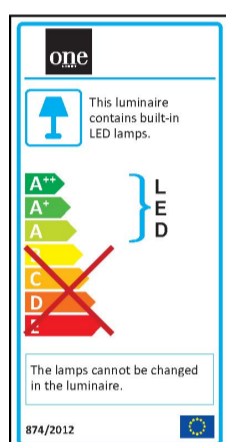
|                    |           |
|--------------------|-----------|
| Colour Temperature | 6000K     |
| Lumen Output       | 3200lm    |
| Light Efficiency   | 66,67lm/W |
| CRI                | 80        |
| Beam Angle         | 120°      |



## Packing Info

|            |               |
|------------|---------------|
| Box Weight | 4,4Kg         |
| Pcs/Carton | 2             |
| Barcode    | 5291889038351 |
| HS Code    | 9405109890    |

## Energy Label



## Certification &amp; Warranty

|                |         |
|----------------|---------|
| Warranty       | 2 Years |
| Weee Directive | Yes     |