



60W LED recessed downlight, IP20. Ideal for general lighting applications.

Complete with 1500mA driver.


Complies with standard EN60598-1 and any other specific standards.



Downloads



Dimensions



Gallery






Physical Specification

Item Group	06 Downlights Fixed LED
Family	The COB Downlight Range Die Cast
Order Code	10160CA/W/C
Colour	White
Material	Die Cast
Shape	Circular
Height	120mm

Diameter	230mm
Cutout Hole Diameter	210mm
Recessed Ceiling	Yes
Depth Required	160mm
Indoor	Yes
Adjustable	No

Electrical Characteristics

Gear	External-Included
Fitting + Driver	
Input Voltage	220-240V
50 Hz	Yes
60 Hz	Yes
Safety Class	
Power(Watts)	60W
IP Rating	IP20
Light Source	LED built in
Dimmable	No
F Mark	

Fitting	
Input Type	Constant Current
Input Current	1500mA
Voltage	35,4V
Safety Class	
Power(Watts)	58,6W
IP Rating	IP20
Light Source	LED built in
LED Type	COB
LED Brand	Epistar

Gear

Gear Type

Led Driver

Input Voltage

220-240V

50 Hz

Yes

60 Hz

Yes

Power(Watts)

37,5-63W

Power Factor

0,9

Constant Current

Yes

1500mA

25-42V

IP Rating

IP20

Safety Class



Dimmable

No

Ambient Temp

45°C

Operating Temp

85°C

Housing Material

Plastic

Output Terminal

Cable

Brand

Lifud

Protection

Short Circuit and Overload

Illumination Data

Colour Temperature

4000K

Lumen Output

5400lm

Light Efficiency

90lm/W

CRI

80

Beam Angle

60°

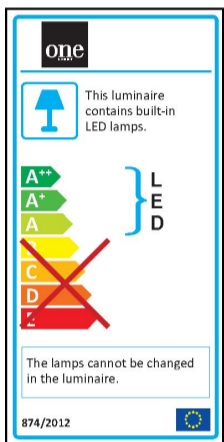
Illumination Diagram



Packing Info

Box Length	23,5cm
Box Width	11,5cm
Box Height	23,5cm
Box Weight	1,4Kg
Pcs/Carton	10
Barcode	5291889052067
HS Code	9405409900

Energy Label



Certification & Warranty

Warranty	2 Years
Average Lifetime	30000hrs
Weee Directive	Yes