



10W COB LED adjustable recessed Spot with dark chrome reflector.

Supplied with non-dimmable LED driver.

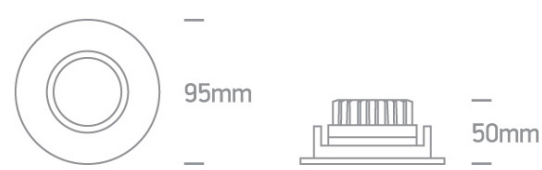
Complies with standard EN60598-1 and any other specific standards.



Downloads



Dimensions



Physical Specification

Item Group	08 Downlights Adjustable LED
Family	Dark Mirror Reflector Range
Order Code	11110E/W/W
Colour	White
Material	Die Cast
Shape	Circular
Height	50mm
Diameter	95mm
Cutout Hole Diameter	85mm
Recessed Ceiling	Yes
Depth Required	80mm
Indoor	Yes

Adjustable

1 Direction

Electrical Characteristics

Gear

External-Included

Fitting + Driver

Input Voltage

220-240V

50 Hz

Yes

60 Hz

Yes

Safety Class



Power(Watts)

10W

IP Rating

IP20

Light Source

LED built in

Dimmable

No

F Mark



Fitting

Input Type

Constant Current

Input Current

250mA

Voltage

35,5V

Safety Class



Power(Watts)

8,9W

IP Rating

IP20

Light Source

LED built in

LED Type

COB

LED Brand

Cree

F Mark




Gear

Gear Type


Led Driver

Input Voltage

220-240V

50 Hz	Yes
60 Hz	Yes
Power(Watts)	8,25-10,5W
Power Factor	0,9
Constant Current	Yes
250mA	25-42V
IP Rating	IP20
Safety Class	
Dimmable	No
Housing Material	Plastic
Output Terminal	Cable
Brand	Lifud

Illumination Data

Colour Temperature	3000K
Lumen Output	850lm
Light Efficiency	85lm/W
CRI	80
Beam Angle	30°
Illumination Diagram	
Dark Light	Yes

Packing Info

Pcs/Carton	40
Barcode	5291889064206
HS Code	9405409900

Energy Label



Certification & Warranty

Warranty

3 Years

Weee Directive

Yes