



12W LED adjustable multiled downlight, IP20.

Requires 350mA driver.

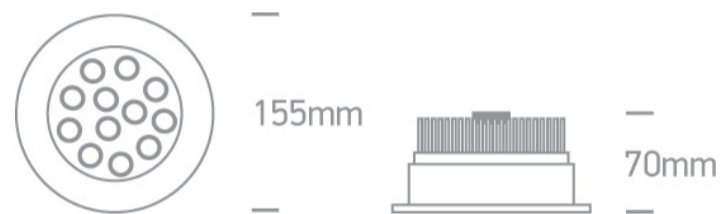
Complies with standard EN60598-1 and any other specific standards.



## Downloads



## Dimensions



## Gallery



## Must be ordered separately



89015

## Physical Specification

Item Group	08 Downlights Adjustable LED
Family	Adjustable Multi LED Aluminium
Order Code	11112L/D/35
Colour	Aluminium
Material	Natural Aluminium
Shape	Circular
Height	70mm
Diameter	155mm
Cutout Hole Diameter	140mm
Recessed Ceiling	Yes
Depth Required	80mm
Indoor	Yes
Adjustable	1 Direction


## Electrical Characteristics

## Fitting

Input Type	Constant Current
Input Current	350mA
Safety Class	
Power(Watts)	12W
IP Rating	IP20
Light Source	LED built in
LED Number	12
Cable Length	40cm
F Mark	

## Illumination Data

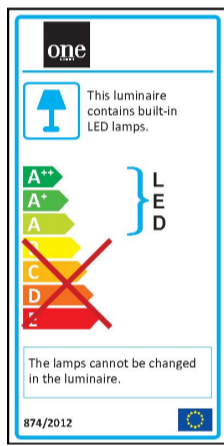
Colour Temperature	6000K
--------------------	-------

Lumen Output	720lm
Light Efficiency	60lm/W
Beam Angle	35°
Illumination Diagram	

### Packing Info

Pcs/Carton	30
Barcode	5291889020721
HS Code	9405409900

### Energy Label



### Certification & Warranty

Warranty	2 Years
Weee Directive	Yes