



20W COB LED extractable fitting with great flexibility on movement. Ideal for shops.

Supplied with non-dimmable LED driver.

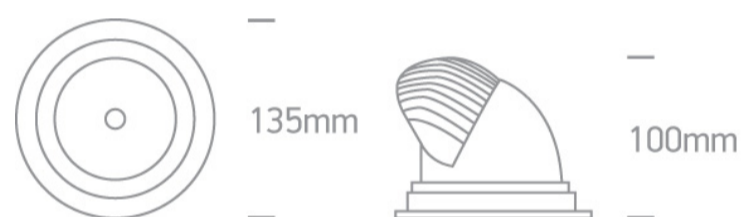
Complies with standard EN60598-1 and any other specific standards.



Downloads



Dimensions



Gallery



Physical Specification

Item Group

08 Downlights Adjustable LED

Family

The COB Extractable Range

Order Code

11120F/W/W

Colour

White

Material

Die Cast

Shape



Circular


Height


100mm

Diameter	135mm
Cutout Hole Diameter	125mm
Recessed Ceiling	Yes
Depth Required	130mm
Indoor	Yes
Adjustable	2 Directions


Electrical Characteristics

Gear	External-Included
Fitting + Driver	
Input Voltage	220-240V
50 Hz	Yes
60 Hz	Yes
Safety Class	
Power(Watts)	20W
IP Rating	IP20
Light Source	LED built in
Dimmable	No
F Mark	

Fitting	
Input Type	Constant Current
Input Current	500mA
Voltage	36,5V
Safety Class	
Power(Watts)	18,75W
IP Rating	IP20
Light Source	LED built in
LED Type	COB

LED Brand	Citizen
Gear	
Gear Type	Led Driver
Input Voltage	220-240V
50 Hz	Yes
60 Hz	Yes
Power(Watts)	13,5-21W
Power Factor	0,9
Constant Current	Yes
500mA	27-42V
IP Rating	IP20
Safety Class	
Dimmable	No
Housing Material	Plastic
Brand	Eaglerise

Illumination Data

Colour Temperature	3000K
Lumen Output	1500lm
Light Efficiency	75lm/W
CRI	80
Beam Angle	36°
Illumination Diagram	

Packing Info

Box Weight	0,78kg
Pcs/Carton	18
Barcode	5291889044871
HS Code	9405409900

Energy Label



Certification & Warranty

Warranty

3 Years

Weee Directive

Yes