



6W COB LED cylinder, with a modern design, ideal for residential and commercial illumination.

Complete with non-dimmable LED driver.

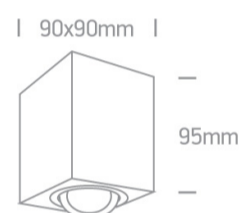
Complies with standard EN60598-1 and any other specific standards.



Downloads



Dimensions



Gallery





Physical Specification

Item Group	14 Wall & Ceiling LED
Family	The COB Indoor Square Cylinders
Order Code	12106CA/W/W
Colour	White
Material	Aluminium
Shape	Rectangular
Length	90mm

Width	90mm
Height	94mm
Surface Ceiling	Yes
Indoor	Yes
Adjustable	1 Direction


Electrical Characteristics

Gear	Built In
Fitting + Driver	
Input Voltage	220-240V
50 Hz	Yes
60 Hz	Yes
Safety Class	
Power(Watts)	6W
IP Rating	IP20
Light Source	LED built in
Dimmable	No
F Mark	

Fitting	
Input Type	Constant Current
Input Current	700mA
Voltage	8V
Power(Watts)	5,6W
IP Rating	IP20
Light Source	LED built in
LED Type	COB
LED Brand	Cree

Gear	
------	--

Gear Type
Input Voltage
50 Hz
60 Hz
Power(Watts)
Power Factor
Constant Current
700mA
IP Rating
Safety Class
Brand

Led Driver
220-240V
Yes
Yes
3.8-7.7W
0,5
Yes
5.5-11V
IP20

Kegu

Illumination Data

Colour Temperature
Lumen Output
Light Efficiency
CRI
Beam Angle
Illumination Diagram

3000K
480lm
80lm/W
80
35°


Packing Info

Box Length
Box Width
Box Height
Box Weight
Pcs/Carton
Barcode
HS Code

10cm
10cm
11,5cm
0,5Kg
10
5291889045878
9405409900

Energy Label



Certification & Warranty

Warranty

2 Years

Weee Directive

Yes