



6W COB LED cylinder, with a modern design, ideal for residential and commercial illumination.

Complete with non-dimmable LED driver.

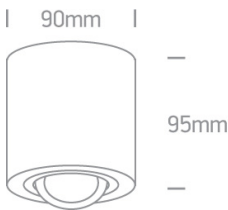
Complies with standard EN60598-1 and any other specific standards.



Downloads



Dimensions





Gallery



Physical Specification		
Item Group	14 Wall & Ceiling LED	
Family	The COB Indoor Round Cylinders	
Order Code	12106C/W/W	
Colour	White	
Material	Aluminium	
Shape	Circular	
Height	95mm	

Diameter	90mm
Surface Ceiling	Yes
Indoor	Yes
Adjustable	1 Direction


Electrical Characteristics

Gear	Built In
Fitting + Driver	
Input Voltage	220-240V
50 Hz	Yes
60 Hz	Yes
Safety Class	
Power(Watts)	6W
IP Rating	IP20
Light Source	LED built in
Dimmable	No
F Mark	

Fitting	
Input Type	Constant Current
Input Current	700mA
Voltage	8V
Power(Watts)	5,6W
IP Rating	IP20
Light Source	LED built in
LED Type	COB
LED Brand	Cree

Gear	
Gear Type	Led Driver

Input Voltage
50 Hz
60 Hz
Power(Watts)
Power Factor
Constant Current
700mA
IP Rating
Safety Class
Brand

220-240V
Yes
Yes
3.8-7.7W
0,5
Yes
5.5-11V
IP20

Kegu

Illumination Data

Colour Temperature
Lumen Output
Light Efficiency
CRI
Beam Angle
Illumination Diagram

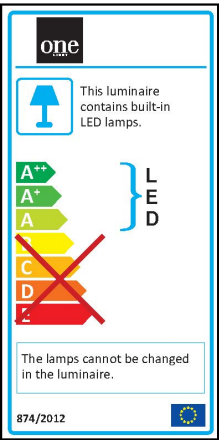
3000K
480lm
80lm/W
80
35°


Packing Info

Box Length
Box Width
Box Height
Box Weight
Pcs/Carton
Barcode
HS Code

10cm
10cm
11,5cm
0,45Kg
10
5291889045854
9405409900

Energy Label



Certification & Warranty

Warranty

2 Years

Weee Directive

Yes