



15W COB LED surface Spot with dark chrome reflector.

Supplied with non-dimmable LED driver.

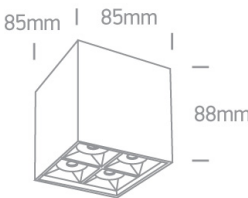
Complies with standard EN60598-1 and any other specific standards.



Downloads







Dimensions




Physical Specification

Item Group	
Family	
Order Code	
Colour	
Material	
Shape	
Length	
Width	
Height	
Surface Ceiling	
Indoor	
Adjustable	

14 Wall & Ceiling LED
Mirror Square Boxes
12406B/W/W
White
Aluminium
Rectangular
85mm
85mm
88mm
Yes
Yes
No

Gear		Built In	
Fitting + Driver			
Input Voltage		220-240V	
50 Hz		Yes	
60 Hz		Yes	
Safety Class			
Power(Watts)		15W	
IP Rating		IP20	
Light Source		LED built in	
Dimmable		No	
F Mark			
Fitting			
Input Type		Constant Current	
Input Current		350mA	
Voltage		40V	
Safety Class			
Power(Watts)		14W	
IP Rating		IP20	
Light Source		LED built in	
LED Type		COB	
LED Brand		Cree	
LED Number		4	
F Mark			
Gear			
Gear Type		Led Driver	
Input Voltage		220-240V	
50 Hz		Yes	

60 Hz
Power(Watts)
Power Factor
Constant Current
350mA
IP Rating
Safety Class
Dimmable
Housing Material
Output Terminal
Brand

Yes
9,8-14,7W
0,9
Yes
28-42V
IP20

No
Plastic
Cable
Eaglerise

Illumination Data

Colour Temperature
Lumen Output
Light Efficiency
CRI
Beam Angle
Illumination Diagram

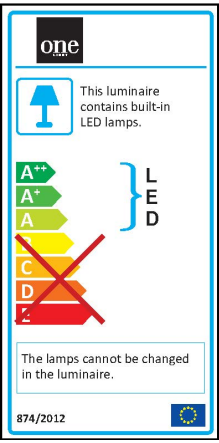
3000K
1200lm
80lm/W
90
38°


Packing Info

Pcs/Carton
Barcode
HS Code

30
5291889064107
9405409900

Energy Label



Certification & Warranty

Warranty

3 Years

Weee Directive

Yes