



20W SMD LED ceiling light IP20.

Complete with 700mA driver.

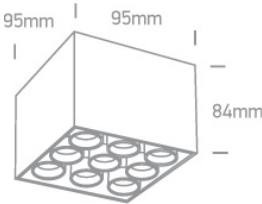
Complies with standard EN60598-1 and any other specific standards.



Downloads






Dimensions




Physical Specification

Item Group	14 Wall & Ceiling LED
Family	Dark Light Ceiling Tubes
Order Code	12906C/B/W
Colour	Black
Material	Aluminium
Shape	Rectangular
Length	95mm
Width	95mm
Height	84mm
Surface Ceiling	Yes
Indoor	Yes
Adjustable	No

Gear		Built In	
Fitting + Driver			
Input Voltage		220-240V	
50 Hz		Yes	
60 Hz		Yes	
Safety Class			
Power(Watts)		20W	
IP Rating		IP20	
Light Source		LED built in	
Dimmable		No	
F Mark			
Fitting			
Input Type		Constant Current	
Input Current		700mA	
Voltage		27V	
Power(Watts)		18,9W	
IP Rating		IP20	
Light Source		LED built in	
LED Type		SMD 3535	
LED Brand		Cree	
LED Number		9	
F Mark			
Gear			
Gear Type		Led Driver	
Input Voltage		220-240V	
50 Hz		Yes	
60 Hz		Yes	

Power(Watts)	13,3-19,6W
Power Factor	0,9
Constant Current	Yes
700mA	19-28V
IP Rating	IP20
Safety Class	
Dimmable	No
Ambient Temp	45°C
Operating Temp	75°C
Housing Material	Plastic
Output Terminal	Cable
Brand	KEGU

Illumination Data

Colour Temperature	3000K
Lumen Output	1600lm
Light Efficiency	80lm/W
CRI	85
Beam Angle	25°
Illumination Diagram	
Dark Light	Yes

Packing Info

Pcs/Carton	20
Barcode	5291889066989
HS Code	9405409900

Energy Label



Certification & Warranty

Warranty

3 Years

Weee Directive

Yes