



48W Surface fitting ideal for installation in offices, IP20.

Supplied with non-dimmable LED driver.

Complies with standard EN60598-1 and any other specific standards.



Downloads





Dimensions




Physical Specification

Item Group	12 Office & Kitchen
Family	LED Linear Floating Light
Order Code	38148N/C
Colour	White
Material	Aluminium
Diffuser Material	PC
Shape	Rectangular
Length	1200mm
Width	120mm
Height	20mm
Surface Ceiling	Yes
Indoor	Yes


Gear	Built In
Fitting + Driver	
Input Voltage	220-240V
50 Hz	Yes
60 Hz	Yes
Safety Class	
Power(Watts)	48W
IP Rating	IP20
Light Source	LED built in
Dimmable	No
F Mark	

Fitting	
Input Type	Constant Current
Input Current	360mA
Voltage	120V
Power(Watts)	43,2W
IP Rating	IP20
Light Source	LED built in
LED Type	SMD 2835

Gear	
Gear Type	Led Driver
Input Voltage	220-240V
50 Hz	Yes
60 Hz	Yes
Power(Watts)	10,5-15W
Power Factor	0,9
Constant Current	Yes

Output	360mA
Voltage Range	120V
IP Rating	IP20
Safety Class	
Dimmable	No

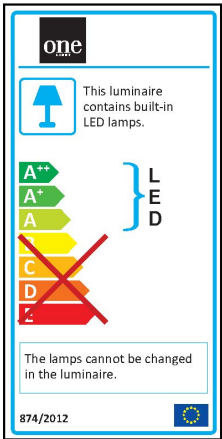
Illumination Data

Colour Temperature	4000K
Lumen Output	4800lm
Light Efficiency	100lm/W
CRI	80
Illumination Diagram	

Packing Info

Pcs/Carton	4
Barcode	5291889066323
HS Code	9405409900

Energy Label



Warranty

2 Years

Weee Directive

Yes