



IP65 LED fitting to replace T8 IP65 traditional waterproof fluorescent. Stainless steel clips included. Polycarbonate body and diffuser.

Supplied with non-dimmable LED driver.

Complies with standard EN60598-1 and any other specific standards.



Downloads



Dimensions





Gallery



Physical Specification		
Item Group	21 Industrial & Floodlights	
Family	The High Power IP65 LED Range Double	
Order Code	38236M/C	
Colour	Grey	
Material	PC	
Diffuser Material	PC	
Shape	Rectangular	

Length	1215mm
Width	113mm
Height	80mm
Surface Ceiling	Yes
Surface Wall	Yes
Indoor	Yes
Outdoor	Yes
Adjustable	No
IK Rating	8


Electrical Characteristics

Gear	Built In
Fitting + Driver	
Input Voltage	220-240V
50 Hz	Yes
60 Hz	Yes
Safety Class	
Power(Watts)	60W
IP Rating	IP65
Light Source	LED built in
Dimmable	No
F Mark	


Fitting	
Input Type	Constant Current
Input Current	1450mA
Voltage	40V
Power(Watts)	58W
IP Rating	IP65
Light Source	LED built in

LED Type	SMD 2835
LED Brand	Everlight
LED Number	176

Gear

Gear Type	Led Driver
Input Voltage	220-240V
50 Hz	Yes
60 Hz	Yes
Power(Watts)	39-61W
Power Factor	0,9
Constant Current	Yes
1450mA	27-42V
IP Rating	IP20
Safety Class	
Dimmable	No
Housing Material	Plastic
Output Terminal	Connector
Brand	Lifud

Illumination Data

Colour Temperature	4000K
Lumen Output	4800lm
Light Efficiency	80lm/W
CRI	80
Illumination Diagram	

Packing Info

Box Length	122cm
Box Width	8,3cm

Box Height	11,7cm
Box Weight	1,7Kg
Pcs/Carton	6
Barcode	5291889055006
HS Code	9405104090

Certification & Warranty

Warranty	3 Years
Weee Directive	Yes