



6W COB LED recessed Spot with dark chrome reflector.

Supplied with non-dimmable LED driver.

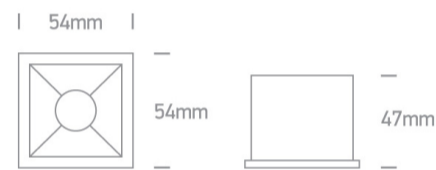
Complies with standard EN60598-1 and any other specific standards.



Downloads



Dimensions



Physical Specification



Item Group	02 Recessed Spots Fixed LED
Family	Mirror Square Boxes
Order Code	50106B/W/W
Colour	White
Material	Die Cast
Shape	Rectangular
Length	54mm
Width	54mm
Height	47mm
Cutout Hole Width	50mm
Cutout Hole Length	45mm
Recessed Ceiling	Yes

Depth Required
Indoor
Adjustable



70mm
Yes
No

Electrical Characteristics


Gear
Fitting + Driver
Input Voltage
50 Hz
60 Hz
Safety Class
Power(Watts)
IP Rating
Light Source
Dimmable
F Mark

External-Included
220-240V
Yes
Yes

6W
IP20
LED built in
No



Fitting
Input Type
Input Current
Voltage
Safety Class
Power(Watts)
IP Rating
Light Source
LED Type
LED Brand
F Mark

Constant Current
135mA
37V

5W
IP20
LED built in
COB
Cree


Gear

Gear Type	Led Driver
Input Voltage	220-240V
50 Hz	Yes
60 Hz	Yes
Power(Watts)	3,4-5,7W
Power Factor	0,9
Constant Current	Yes
Output	135mA
Voltage Range	25-42V
IP Rating	IP20
Safety Class	
Dimmable	No
Housing Material	Plastic
Output Terminal	Cable
Brand	Lifud

Illumination Data

Colour Temperature	3000K
Lumen Output	480lm
Light Efficiency	80lm/W
CRI	90
Beam Angle	38°
Illumination Diagram	

Packing Info

Pcs/Carton	50
Barcode	5291889063964
HS Code	9405409900

Energy Label



Certification & Warranty

Warranty

3 Years

Weee Directive

Yes