

8W slim downlight LED, IP40, ideal for commercial applications such as offices, galleries and showrooms.

Supplied with 300mA non-dimmable LED driver.

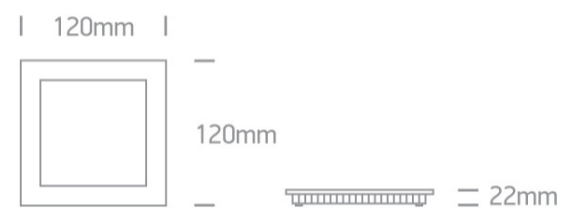
Complies with standard EN60598-1 and any other specific standards.




Downloads



Dimensions



Gallery



Related items



89008UT

Physical Specification

Item Group



06 Downlights Fixed LED

Family

The 8-16W Square Recessed Panels Die cast

Order Code	50108FA/G/W
Colour	Grey
Material	Die Cast
Diffuser Material	Acrylic
Shape	Rectangular
Length	120mm
Width	120mm
Height	22mm
Cutout Hole Width	105mm
Cutout Hole Length	105mm
Recessed Ceiling	Yes
Depth Required	50mm
Indoor	Yes
Adjustable	No

Electrical Characteristics


Gear	External-Included
Fitting + Driver	
Input Voltage	220-240V
50 Hz	Yes
60 Hz	Yes
Safety Class	
Power(Watts)	8W
IP Rating	IP40
Light Source	LED built in
Dimmable	No
F Mark	

Fitting

Input Type	Constant Current
------------	------------------


Input Current	300mA
Voltage	23V
Safety Class	
Power(Watts)	6,9W
IP Rating	IP40
Light Source	LED built in
LED Type	SMD 2835
LED Brand	Epistar
LED Number	42

Gear

Gear Type	Led Driver
Input Voltage	220-240V
50 Hz	Yes
60 Hz	Yes
Power(Watts)	4,2-7,2W
Power Factor	0,6
Constant Current	Yes
Output	300mA
Voltage Range	14-24V
IP Rating	IP20
Safety Class	
Dimmable	No
Ambient Temp	50°C
Operating Temp	75°C
Housing Material	Plastic
Brand	Lifud

Illumination Data

Colour Temperature	3000K
Lumen Output	480lm

Light Efficiency	60lm/W
CRI	80
Beam Angle	120°
Illumination Diagram	

Packing Info

Box Length	18,5cm
Box Width	3,1cm
Box Height	13cm
Box Weight	0,26Kg
Pcs/Carton	40
Barcode	5291889044215
HS Code	9405109890

Certification & Warranty

Warranty	2 Years
Average Lifetime	30000 hours
Weee Directive	Yes