

16W slim downlight LED, IP40, ideal for commercial applications such as offices, galleries and showrooms.

Supplied with 350mA non-dimmable LED driver.

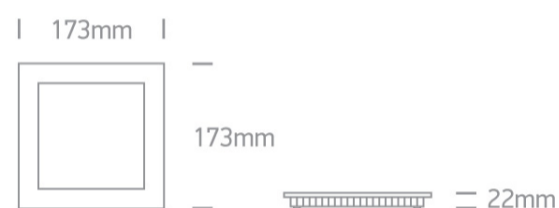
Complies with standard EN60598-1 and any other specific standards.




Downloads



Dimensions



Gallery



Related items



89016UT

Physical Specification

Item Group



06 Downlights Fixed LED

Family

The 8-16W Square Recessed Panels Die cast

Order Code	50116FA/G/W
Colour	Grey
Material	Die Cast
Diffuser Material	Acrylic
Shape	Rectangular
Length	173mm
Width	173mm
Height	22mm
Cutout Hole Width	155mm
Cutout Hole Length	155mm
Recessed Ceiling	Yes
Depth Required	50mm
Indoor	Yes
Adjustable	No

Electrical Characteristics


Gear	External-Included
Fitting + Driver	
Input Voltage	220-240V
50 Hz	Yes
60 Hz	Yes
Safety Class	
Power(Watts)	16W
IP Rating	IP40
Light Source	LED built in
Dimmable	No
F Mark	

Fitting

Input Type	Constant Current
------------	------------------


Input Current	350mA
Voltage	42V
Safety Class	
Power(Watts)	14,7W
IP Rating	IP40
Light Source	LED built in
LED Type	SMD 2835
LED Brand	Epistar
LED Number	84

Gear

Gear Type	Led Driver
Input Voltage	220-240V
50 Hz	Yes
60 Hz	Yes
Power(Watts)	9,5-14,7W
Power Factor	0,6
Constant Current	Yes
350mA	27-42V
IP Rating	IP20
Safety Class	
Dimmable	No
Ambient Temp	50°C
Operating Temp	75°C
Housing Material	Plastic
Brand	Lifud

Illumination Data

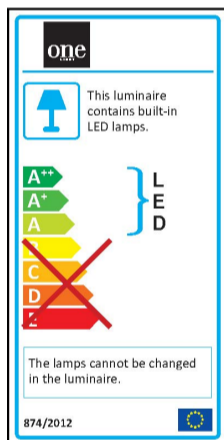
Colour Temperature	3000K
Lumen Output	960lm
Light Efficiency	60lm/W

CRI	80
Beam Angle	120°
Illumination Diagram	

Packing Info

Box Length	23,6cm
Box Width	18cm
Box Height	18cm
Box Weight	0,460Kg
Pcs/Carton	30
Barcode	5291889044277
HS Code	9405109890

Energy Label



Certification & Warranty

Warranty	2 Years
Average Lifetime	30000 hours

