

30W slim downlight LED, IP40, ideal for commercial applications such as offices, galleries and showrooms.

Supplied with 700mA non-dimmable LED driver.

Complies with standard EN60598-1 and any other specific standards.




## Downloads



## Dimensions



## Gallery






## Physical Specification

Item Group	06 Downlights Fixed LED
Family	The 22-30W Square Recessed Panels Die cast
Order Code	50130FA/W/D
Colour	White
Material	Die Cast
Diffuser Material	Acrylic
Shape	Rectangular

Length	300mm
Width	300mm
Height	22mm
Cutout Hole Width	280mm
Cutout Hole Length	280mm
Recessed Ceiling	Yes
Depth Required	50mm
Indoor	Yes
Adjustable	No


### Electrical Characteristics

Gear	External-Included
Fitting + Driver	
Input Voltage	220-240V
50 Hz	Yes
60 Hz	Yes
Safety Class	
Power(Watts)	30W
IP Rating	IP40
Light Source	LED built in
Dimmable	No
F Mark	


Fitting	
Input Type	Constant Current
Input Current	700mA
Voltage	34,7V
Safety Class	
Power(Watts)	24,3W
IP Rating	IP40

Light Source	LED built in
LED Type	SMD 2835
LED Brand	Epistar
LED Number	144

## Gear

Gear Type	Led Driver
Input Voltage	220-240V
50 Hz	Yes
60 Hz	Yes
Power(Watts)	30W
Power Factor	0,9
Constant Current	Yes
700mA	27-42V
IP Rating	IP20
Safety Class	
Dimmable	No
Ambient Temp	50°C
Operating Temp	75°C
Housing Material	Plastic
Brand	Lifud

## Illumination Data

Colour Temperature	6000K
Lumen Output	2100lm
Light Efficiency	70lm/W
CRI	80
Beam Angle	120°
Illumination Diagram	

## Packing Info

Box Length	35,5cm
Box Width	31cm
Box Height	4cm
Box Weight	1,21Kg
Pcs/Carton	15
Barcode	5291889044406
HS Code	9405109890

## Energy Label



## Certification & Warranty

Warranty	2 Years
Average Lifetime	30000 hours
Weee Directive	Yes