



10W SMD LED recessed spot IP20.

Complete with 700mA driver.

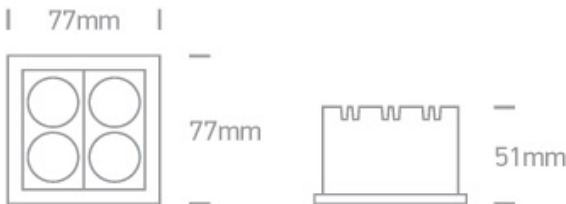
Complies with standard EN60598-1 and any other specific standards.



Downloads



Dimensions



Gallery





Physical Specification	
Item Group	02 Recessed Spots Fixed LED
Family	Dark Light Tubes
Order Code	50406C/B/W
Colour	Black
Material	Die Cast
Shape	Rectangular
Length	77mm

Width
Height
Cutout Hole Width
Cutout Hole Length
Recessed Ceiling
Depth Required
Indoor
Adjustable


77mm
51mm
68mm
68mm
Yes
70mm
Yes
No

Electrical Characteristics

Gear
Fitting + Driver
Input Voltage
50 Hz
60 Hz
Safety Class
Power(Watts)
IP Rating
Light Source
Dimmable
F Mark

External-Included
220-240V
Yes
Yes

10W
IP20
LED built in
No


Fitting
Input Type
Input Current
Voltage
Safety Class
Power(Watts)
IP Rating
Light Source


Constant Current
700mA
12V

8,4W
IP20
LED built in

LED Type
LED Brand
LED Number
F Mark

SMD 3535
Cree
4



Gear

Gear Type
Input Voltage
50 Hz
60 Hz
Power(Watts)
Power Factor
Constant Current
700mA
IP Rating
Safety Class
Dimmable
Ambient Temp
Operating Temp
Housing Material
Output Terminal
Brand

Led Driver
220-240V
Yes
Yes
6,3-11,2W
0,5
Yes
9-16V
IP20

No
45°C
75°C
Plastic
Cable
KEGU

Illumination Data

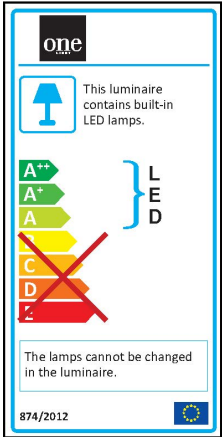
Colour Temperature
Lumen Output
Light Efficiency
CRI
Beam Angle
Illumination Diagram
Dark Light

3000K
800lm
80lm/W
85
25°

Yes

Packing Info

Pcs/Carton	30
Barcode	5291889067023
HS Code	9405409900

Energy Label



Certification & Warranty

Warranty	3 Years
Weee Directive	Yes